

# Support for the Spark OpenType fonts

Herbert Voß

September 19, 2017

## Contents

<b>1</b>	<b>Introduction</b>	<b>1</b>
<b>2</b>	<b>The fonts</b>	<b>1</b>
<b>3</b>	<b>The macros</b>	<b>2</b>
<b>4</b>	<b>Text examples</b>	<b>2</b>

## 1 Introduction

A sparkline is a very small line chart, typically drawn without axes or coordinates. It presents the general shape of the variation (typically over time) in some measurement, such as temperature or stock market price, in a simple and highly condensed way. Sparklines are small enough to be embedded in text, or several sparklines may be grouped together as elements of a small multiple. Whereas the typical chart is designed to show as much data as possible, and is set off from the flow of text, sparklines are intended to be succinct, memorable, and located where they are discussed.

## 2 The fonts

The fonts are available from <https://github.com/aftertheflood/spark> and should be saved either in `Library/fonts/` (MAC OSX), `c:\Windows\Fonts` (Windows) or `/usr/local/share/fonts` (Linux) or any other location where the fonts will be found by the system.

```
-rw-r--r-- 1 voss voss 24708 Sep 15 11:20 Spark - Bar - Medium.otf
-rw-r--r-- 1 voss voss 24696 Sep 15 11:20 Spark - Bar - Narrow.otf
-rw-r--r-- 1 voss voss 24680 Sep 15 11:20 Spark - Bar - Thin.otf
```

```
-rw-r--r-- 1 voss voss 22140 Sep 15 11:20 Spark - Dot-line - Medium.otf
-rw-r--r-- 1 voss voss 24616 Sep 15 11:20 Spark - Dot - Medium.otf
-rw-r--r-- 1 voss voss 24580 Sep 15 11:20 Spark - Dot - Small.otf
```

The package defines the following families:

```
\newfontfamily\sparkBarMedium{SparkBar-Medium}[RawFeature=+calt,\spark@DefaultFeatures]
\newfontfamily\sparkBarNarrow{SparkBar-Narrow}[RawFeature=+calt,\spark@DefaultFeatures]
\newfontfamily\sparkBarThin{SparkBar-Thin}[RawFeature=+calt,\spark@DefaultFeatures]
%
\newfontfamily\sparkDotLine{Spark-Dot-lineMedium}[RawFeature=+calt,\spark@DefaultFeatures]
%
\newfontfamily\sparkDotMedium{Spark-DotMedium}[RawFeature=+calt,\spark@DefaultFeatures]
\newfontfamily\sparkDotSmall{Spark-DotSmall}[RawFeature=+calt,\spark@DefaultFeatures]
```

### 3 The macros

```
\sparkBar[<Type>][<No>]{values}[<No>]
\sparkDot[<Type>][<No>]{values}[<No>]
```


If [Type] is missing, Medium is assumed. The type is mandatory if you use the first [No] argument!

### 4 Text examples

```
\begin{description}
\item[Bar-Medium] Text \sparkBar{14,95,68,9,19,41,91,1,81,97,79,45,96,76,17,65,8,92} Text
\item[Bar-Medium] Text \sparkBar[Medium]{14,95,68,9,19,41,91,1,81,97,79,45,96,76,17,65,8,92} Text
\item[Bar-Narrow] Text \sparkBar[Narrow]{19,32,93,4,95,46,13,23,50,86,94,68,58,41,89,57,74,8} Text
\item[Bar-Thin] Text \sparkBar[Thin]{13,15,59,73,42,1,41,51,4,97,35,55,37,24,89,21,30,22} Text
\item[Bar-Medium] Text \sparkBar[Medium][14]{14,95,68,9,19,41,91,1,81,97,79,45,96,76,17,65,8,92}[92] Text
\item[Bar-Narrow] Text \sparkBar[Narrow][19]{19,32,93,4,95,46,13,23,50,86,94,68,58,41,89,57,74,8}[8] Text
\item[Bar-Thin] Text \sparkBar[Thin][13]{13,15,59,73,42,1,41,51,4,97,35,55,37,24,89,21,30,22}[22] Text
\end{description}
```


Bar-Medium Text  Text


Bar-Medium Text  Text

Bar-Narrow Text  Text

Bar-Thin Text  Text

Bar-Medium Text 14  92 Text

**Bar-Narrow** Text 19  8 Text


**Bar-Thin** Text 13  22 Text


```
\begin{description}
\item[Dot-Medium] Text \sparkDot{54,39,26,65,29,58,36,99,16,56,76,69,71,77,7,40,79,1} Text
\item[Dot-Medium] Text \sparkDot[Medium]{54,39,26,65,29,58,36,99,16,56,76,69,71,77,7,40,79,1} Text
\item[Dot-Small] Text \sparkDot[Small]{1,79,88,46,54,77,91,24,70,22,27,29,40,33,31,95,26,76} Text
\item[Dot-Line] Text \sparkDot[Line]{9,4,2,1,6,7,3,8,3,7,1,4,9,2,8,5,1,8} Text
\item[Dot-Medium] Text \sparkDot[Medium][54]{54,39,26,65,29,58,36,99,16,56,76,69,71,77,7,40,79,1}[1] Text
\item[Dot-Small] Text \sparkDot[Small][1]{1,79,88,46,54,77,91,24,70,22,27,29,40,33,31,95,26,76}[76] Text
\item[Dot-Line] Text \sparkDot[Line][9]{9,4,2,1,6,7,3,8,3,7,1,4,9,2,8,5,1,8}[8] Text
\end{description}
```

**Dot-Medium** Text  Text

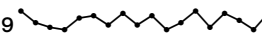
**Dot-Medium** Text  Text

**Dot-Small** Text  Text

**Dot-Line** Text  Text

**Dot-Medium** Text 54  1 Text

**Dot-Small** Text 1  76 Text

**Dot-Line** Text 9  8 Text

## References

- [1] freedesktop.org. *Fontconfig. A library for configuring and customizing font access.* June 15, 2016. URL: <https://www.freedesktop.org/wiki/Software/fontconfig/> (visited on 03/18/2017).
- [2] Max Gadney et al. *AtF Spark. Our new typeface for code-free sparklines.* URL: <http://aftertheflood.co/projects/atf-spark>.
- [3] Edward Tufte. *History of Sparklines and Edward Tufte Contribution.* Sept. 19, 2017. URL: [https://www.edwardtufte.com/bboard/q-and-a-fetch-msg?msg\\_id=000AIr00](https://www.edwardtufte.com/bboard/q-and-a-fetch-msg?msg_id=000AIr00) (visited on 09/19/2017).
- [4] WIKIPEDIA. *List of typographic features.* Feb. 21, 2017. URL: [https://en.wikipedia.org/wiki/List\\_of\\_typographic\\_features](https://en.wikipedia.org/wiki/List_of_typographic_features) (visited on 03/24/2017).
- [5] WIKIPEDIA. *Sparkline.* Sept. 3, 2017. URL: <https://en.wikipedia.org/wiki/Sparkline> (visited on 09/19/2017).