

# The arabluatex package v1.15 – 2018/10/09

Robert Alessi

[alessi@robertalessi.net](mailto:alessi@robertalessi.net)

## Contents

	License and disclaimer	2		4.3 Special orthographies	20
<b>1</b>	<b>Introduction</b>	<b>3</b>		The name of God 20 The conjunctive <span style="font-family: serif;">ٱلَّذِي</span> 21	
1.1	arabluatex is for Lua <sup>®</sup> TeX	4	4.4	Quoting	22
<b>2</b>	<b>The basics of arabluatex</b>	<b>5</b>		novoc 22 voc 22 fullvoc 23	
2.1	Activating arabluatex	5	4.4.1	Quoting the <i>hamzah</i>	23
	Font setup	5	4.5	The “pipe” character ( )	24
2.2	Options	5	4.6	Putting back on broken contextual analysis rules	24
2.2.1	Classic contrasted with modern typesetting of Arabic	6	4.7	Stretching characters: the <i>taṭwīl</i>	26
2.3	Typing Arabic	7	4.8	Digits	26
	Caveat	8	4.8.1	Numerical figures	26
2.3.1	Local options	9	4.8.2	The <i>abjad</i>	26
<b>3</b>	<b>Standard ArabTeX input</b>	<b>9</b>	4.9	Additional characters	27
3.1	Consonants	9	4.10	Arabic emphasis	28
3.2	Additional characters	11	<b>5</b>	<b>Arabic poetry</b>	<b>28</b>
3.3	Vowels	11		Scaling and distortion of characters 31 Footnotes 31 Line numbering 31	
3.3.1	Long vowels	11	5.1	Example	31
3.3.2	Short vowels	12	<b>6</b>	<b>Special applications</b>	<b>33</b>
<b>4</b>	<b>arabluatex in action</b>	<b>13</b>		Linguistics 33 Brackets 33 Additional Arabic marks 33	
4.1	The vowels and diphthongs	13	6.1	The Qurʾān	35
	Short vowels 13 Long vowels 13 ‘ <i>alif maqṣūrah</i> 13 ‘ <i>alif otiosum</i> 13 ‘ <i>alif maḥdūfah</i> and defective <i>ū</i> , <i>ī</i> 14 Silent <span style="font-family: serif;">و</span> / <span style="font-family: serif;">ي</span> 14 ‘ <i>Amr<sup>un</sup></i> , and the silent <span style="font-family: serif;">ج</span> 14 <i>tanwīn</i> 14			Caveat 36	
4.2	Other orthographic signs	15	<b>7</b>	<b>Color</b>	<b>36</b>
	<i>tā’ marbūṭah</i> 15 <i>hamzah</i> 15 <i>maddah</i> 17 <i>šaddah</i> 17 The definite article and the ‘ <i>alif<sup>u</sup></i> ‘ <i>l-waṣl<sup>i</sup></i> 18		7.1	Tricks of the trade	37
				Diacritics 37 <i>tanwīn</i> 39 <i>waṣlah</i> and <i>maddah</i> 39 <i>šaddah</i> 40 The definite article and the euphonic <i>tašdīd</i> 40 <i>hamzah</i> 40	

<b>8 Transliteration</b>	<b>40</b>	11.4 Two-argument special commands .	56
Convention	41	textcolor	56
Font	41	reledmac	57
Hyphenation	42	11.5 quran . . . . .	57
‘Long’ proper names	42		
Proper names outside Arabic environments	42	<b>12 Exporting Unicode Arabic to an external file</b>	<b>58</b>
8.1 Additional note on <code>dmg</code> convention .	43	12.1 Commands and environments . . .	58
<i>ʾrāb</i> boundaries	44	<code>export</code> global option	58
Discarding the <i>ʾrāb</i>	45	Exporting running paragraphs	58
Uncertain short vowels	45	Appending words or commands to the external file only	59
8.2 Examples . . . . .	45	Exporting Arabic poetry	59
<b>9 Buckwalter input scheme</b>	<b>46</b>	12.2 Nested Arabic environments . . . .	59
‘base’, ‘xml’ and ‘safe’ schemes	46	12.3 Further processing of Unicode converted files . . . . .	60
Transliteration	48	<b>13 Future work</b>	<b>60</b>
<b>10 Unicode Arabic input</b>	<b>48</b>	<b>14 Implementation</b>	<b>60</b>
<b>11 L<sup>A</sup>T<sub>E</sub>X Commands in Arabic environments</b>	<b>49</b>	<b>References</b>	<b>73</b>
General principle	49	<b>Change History</b>	<b>73</b>
11.1 New commands . . . . .	51	<b>Index</b>	<b>75</b>
11.2 Environments . . . . .	52		
11.2.1 Lists . . . . .	53		
رموز الغاب 53 Caveat	55		
11.3 <code>csquotes</code> . . . . .	56		

## List of Tables

1 ArabT <sub>E</sub> X consonants . . . . .	10	6 Additional Arabic codings . . . . .	27
2 ArabT <sub>E</sub> X additional characters . .	11	7 Additional Arabic marks . . . . .	33
3 ArabT <sub>E</sub> X long vowels . . . . .	12	8 ArabT <sub>E</sub> X diacritics for <code>\arbcolor</code> .	38
4 ArabT <sub>E</sub> X short vowels . . . . .	12	9 Buckwalter scheme . . . . .	46
5 “Quoted” <i>hamzah</i> . . . . .	23		

### Abstract

This package provides for LuaL<sup>A</sup>T<sub>E</sub>X an ArabT<sub>E</sub>X-like interface to generate Arabic writing from an ASCII transliteration. It is particularly well-suited for complex documents such as technical documents or critical editions where a lot of left-to-right commands intertwine with Arabic writing. `arabluatex` is able to process any ArabT<sub>E</sub>X input notation. Its output can be set in the same modes of vocalization as ArabT<sub>E</sub>X, or in different roman transliterations. It further allows many typographical refinements. It will eventually interact with some other packages yet to come to produce from `.tex` source files, in addition to printed books, TEI `xml` compliant critical editions and/or lexicons that can be searched, analyzed and correlated in various ways.

## License and disclaimer

### License applicable to the software

arabluatex — Processing ArabT<sub>E</sub>X notation under LuaL<sup>A</sup>T<sub>E</sub>X.  
Copyright © 2016–2018 Robert Alessi

gpl3+

Please send error reports and suggestions for improvements to Robert Alessi:

- email: <mailto:alessi@roberalessi.net>
- website: <http://www.robertalessi.net/arabluatex>
- development: <http://git.robertalessi.net/arabluatex>
- comments, feature requests, bug reports: <https://notabug.org/ralessi/arabluatex/issues>

This program is free software: you can redistribute it and/or modify it under the terms of the GNU General Public License as published by the Free Software Foundation, either version 3 of the License, or (at your option) any later version.

This program is distributed in the hope that it will be useful, but WITHOUT ANY WARRANTY; without even the implied warranty of MERCHANTABILITY or FITNESS FOR A PARTICULAR PURPOSE. See the GNU General Public License for more details.

You should have received a copy of the GNU General Public License along with this program. If not, see <http://www.gnu.org/licenses/>.


This release of arabluatex consists of the following source files:

- arabluatex.ins
- arabluatex.dtx
- arabluatex.lua
- arabluatex\_voc.lua
- arabluatex\_fullvoc.lua
- arabluatex\_novoc.lua
- arabluatex\_trans.lua
- arabluatex.el

## License applicable to this document

Copyright © 2016–2018 Robert Alessi

CC BY-SA 4.0

 This document is licensed under the Creative Commons Attribution-ShareAlike 4.0 International License. To view a copy of this license, visit <http://creativecommons.org/licenses/by-sa/4.0/> or send a letter to Creative Commons, PO Box 1866, Mountain View, CA 94042, USA.

## 1 Introduction

In comparison to Prof. Lagally’s outstanding ArabTeX,<sup>1</sup> ArabLuaTeX is at present nothing more than a modest piece of software. Hopefully—if I may say so—it will eventually provide all of its valuable qualities to the LuaL<sup>A</sup>TeX users.

arabtex dates back to 1992. As far as I know, it was then the first and only way to typeset Arabic texts with T<sub>E</sub>X and L<sup>A</sup>T<sub>E</sub>X. To achieve that, arabtex provided—and still does—an Arabic font in *Nashī* style and a macro package that defined its own input notation which was, as the author stated, “both machine, and human, readable, and suited for electronic transmission and e-mail communication”.<sup>2</sup> Even if

<sup>1</sup> See <http://ctan.org/pkg/arabtex>

<sup>2</sup> Lagally (2004, p. 2).

the same can be said about Unicode, Arab $\TeX$  ASCII input notation still surpasses Unicode input, in my opinion, when it comes to typesetting complex documents, such as scientific documents or critical editions where footnotes and other kind of annotations can be particularly abundant. It must also be said that most text editors have trouble in displaying Arabic script connected with preceding or following  $\LaTeX$  commands: it often happens that commands seem misplaced, not to mention punctuation marks, or opening or closing braces, brackets or parentheses that are unexpectedly displayed in the wrong direction. Of course, some text editors provide ways to get around such difficulties by inserting invisible Unicode characters, such as LEFT-TO-RIGHT or RIGHT-TO-LEFT MARKS (U+200E, U+200F), RTL/LTR “embed” characters (U+202B, U+202A) and RLO/LRO “bidi-override” characters (U+202E, U+202D).<sup>3</sup> Nonetheless, it remains that inserting all the time these invisible characters in complex documents rapidly becomes confusing and cumbersome.

The great advantage of Arab $\TeX$  notation is that it is immune from all these difficulties, let alone its being clear and straightforward. One also must remember that computers are designed to process code. Arab $\TeX$  notation is a way of encoding Arabic language, just as  $\TeX$  “mathematics mode” is a way of processing code to display mathematics. As such, not only does it allow greater control over typographical features, but it also can be processed in several different ways: so without going into details, depending on one’s wishes, Arab $\TeX$  input can be full vocalized Arabic (*scriptio plena*), vocalized Arabic or non-vocalized Arabic (*scriptio defectiva*); it further can be transliterated into whichever romanization standard the user may choose.

But there may be more to be said on that point, as encoding Arabic also naturally encourages the coder to vocalize the texts—without compelling him to do so, of course. Accurate coding may even have other virtuous effects. For instance, hyphens may be used for tying particles or prefixes to words, or to mark inflectional endings, and so forth. In other words, accurate coding produces accurate texts that can stand to close grammatical scrutiny and to complex textual searches as well.

Having that in mind, I started `arabluatex`. With the help of Lua, it will eventually interact with some other packages yet to come to produce from `.tex` source files, in addition to printed books, TEI `xml` compliant critical editions and/or lexicons that can be searched, analyzed and correlated in various ways.

## 1.1 arabluatex is for Lua $\LaTeX$

It goes without saying that `arabluatex` requires Lua $\LaTeX$ .  $\TeX$  and  $\LaTeX$  have `arabtex`, and X $\LaTeX$  has `arabxetex`. Both of them are much more advanced than `arabluatex`, as they can process a number of different languages,<sup>4</sup> whereas `arabluatex` can process only Arabic for the time being. More languages will be included in future releases of `arabluatex`.

<sup>3</sup>Gáspár Sinai’s Yudit probably has the best Unicode support. See <http://www.yudit.org>.

<sup>4</sup>To date, both packages support Arabic, Maghribi, Urdu, Pashto, Sindhi, Kashmiri, Uighuric and Old Malay; in addition to these, `arabtex` also has a Hebrew mode, including Judeo-Arabic and Yiddish.

In comparison to `arabxetex`, `arabluatex` works in a very different way. The former relies on the [TECkit](#) engine which converts ArabTeX input on the fly into Unicode Arabic script, whereas the latter passes ArabTeX input on to a set of Lua functions. At first, L<sup>A</sup>T<sub>E</sub>X commands are taken care of in different ways: some, as `\emph`, `\textbf` and the like are expected to have Arabic text as arguments, while others, as `\LR`, for “left-to-right text”, are not. Then, once what is Arabic is carefully separated from what is not, it is processed by other Lua functions which rely on different sets of correspondence tables to do the actual conversion in accordance with one’s wishes. Finally, Lua returns to T<sub>E</sub>X the converted strings—which may in turn contain some other ArabTeX input yet to be processed—for further processing.

## 2 The basics of arabluatex

### 2.1 Activating arabluatex

`arabluatex` is loaded the usual way:

```
\usepackage{arabluatex}
```

The only requirement of `arabluatex` is LuaL<sup>A</sup>T<sub>E</sub>X; it will complain if the document is compiled with another engine. That aside, `arabluatex` does not load packages such as `polyglossia`. Although it can work with `polyglossia`, it does not require it.

**Font setup** Any Arabic font can be defined to be used with `arabluatex`. For example, assuming that `fontspec` is loaded, this line may be inserted in the preamble, just above the line that loads `arabluatex`:

```
\newfontfamily\arabicfont{<fontname>}[Script=Arabic]
```

where *<fontname>* is the standard name of the Arabic font to be used.

By default, if no Arabic font is selected, `arabluatex` will issue a warning message and attempt to load the Amiri font<sup>5</sup> like so:—

```
\newfontfamily\arabicfont{Amiri}[Script=Arabic]
```

REM. By default Amiri places the *kasrah* in combination with the *tašdid* below the consonant, like so: *ḥ̣*. That is correct, as at least in the oldest manuscripts *ḥ̣* may stand for *ḥ̣* as well as *ḥ̣*. See Wright (1896, i. 14 C–D). The placement of the *kasrah* above the consonant may be obtained by selecting the `ss05` feature of the Amiri font, like so:—<sup>6</sup>

```
\newfontfamily\arabicfont{Amiri}[Script=Arabic,RawFeature={+ss05}]
```

Other Arabic fonts may behave differently.

### 2.2 Options

`arabluatex` may be loaded with five global options, the first four of which are mutually exclusive and may be overridden at any point of the document (see below section [2.3.1](#) on page 9):

<sup>5</sup>Hosny (2017).

<sup>6</sup>See the documentation of `amiri`, Hosny (2017, p. 6).

voc

Default

In this mode, which is the one selected by default, every short vowel written generates its corresponding diacritical mark: *dammah* (◌ُ), *fathah* (◌َ) and *kasrah* (◌ِ). If a vowel is followed by N, viz.  $\langle uN, aN, iN \rangle$ , then the corresponding *tanwīn* (◌ِ◌◌, ◌ُ◌◌, ◌\_◌◌ or ◌◌◌) is generated. Finally,  $\langle u, a, i \rangle$  at the commencement of a word indicate a “connective ‘alif” (*‘alifu ‘l-waṣli*), but **voc** mode does not show the *waṣlah* above the ‘alif; instead, the accompanying vowel may be expressed at the beginning of a sentence (◌◌◌).

fullvoc

In addition to what the **voc** mode does, **fullvoc** expresses the *sukūn* and the *waṣlah*.

novoc

None of the diacritics is showed in **novoc** mode, unless otherwise specified (see “quoting” technique below section 4.4 on page 22).

trans

This mode transliterates the ArabTeX input into one of the accepted standards. At present, three standards are supported (see below section 8 on page 40 for more details):

**dmg** *Deutsche Morgenländische Gesellschaft*, which is selected by default;

**loc** *Library of Congress*;

**arabica** *Arabica*.

More standards will be included in future releases of **arabluatex**.

export

export=true|false

Default: false

This option acts as a named argument and does not need a value as it defaults to **true** if it is used. It enables **arabluatex** to produce a duplicate of the original .tex source file in which all ASCII strings are replaced with Unicode equivalents. See below section 12 on page 58 for more information.

New feature  
v.1.13

### 2.2.1 Classic contrasted with modern typesetting of Arabic

By default, **arabluatex** typesets Arabic in a classic, traditional style the most prominent features of which are the following:

- ‘Classic’ *maddah*: when ‘alif and *hamzah* accompanied by a simple vowel or *tanwīn* is preceded by an ‘alif of prolongation (◌◌◌), then a mere *hamzah* is written on the line, and a *maddah* is placed over the ‘alif, like so:—

samA'uN سَمَاءُ *samā'ūn*, jA'a جَاءَ *ǧā'a*, yatasA'alUna يَتَسَاءَلُونَ *yatasā'alūna*<sup>7</sup>  
(see on page 16 for further details).

- The euphonic *tašdīd* is generated (see on page 17).
- In **fullvoc** mode, the *sukūn* is expressed.
- In such words as ظِمًّا, شَيْئًا and the like, the *hamzah* alone is not written over the letter *yā'* with no diacritical points below as in ظِمًّا, شَيْئًا, but over a horizontal stroke placed in the continuation of the preceding letter.

<sup>7</sup>Note that in old mss. such forms as سَمَاءُ, جَاءُ are also found; see Wright (1896, i. 24 D).

New feature  
v.1.2

Please note that only few Arabic fonts provide such contrivances. In case this feature is not supported by some Arabic font, it is advisable to use `\SetArbEasy`.

New feature v1.4.4	<code>\SetArbEasy</code>	Such refinements as ‘classic’ <i>maddah</i> may be discarded by the <code>\SetArbEasy</code> command, either globally in the preamble or locally at any point of the document. The difference between <code>\SetArbEasy</code> and its ‘starred’ version <code>\SetArbEasy*</code> is that the former keeps the <i>sukūn</i> that is generated by the <code>fullvoc</code> mode, while the latter further takes it away. Default ‘classic’ rules may be set back at any point of the document with the <code>\SetArbDflt</code> command. Assimilation rules laid on item (b) on page 17 may also be applied by the ‘starred’ version of this command <code>\SetArbDflt*</code> either in the preamble or at any point of the document. <sup>8</sup> Examples follow:—
	<code>\SetArbEasy*</code>	
New feature v1.6	<code>\SetArbDflt</code>	
	<code>\SetArbDflt*</code>	
(a) <code>\SetArbDflt</code> :		
i. voc		وَمَاتَ اسْتِسْقَاءَ قَبْلَ أَنْ يُتِمَّ كِتَابَهُ فِي نُجُومِ السَّمَاءِ
ii. fullvoc		وَمَاتَ اسْتِسْقَاءَ قَبْلَ أَنْ يُتِمَّ كِتَابَهُ فِي نُجُومِ السَّمَاءِ
iii. trans		<i>wa-māta 'stisqā<sup>'an</sup> qabla 'an yutimma kitāba-hu fī nuġūm<sup>i</sup> 's-samā<sup>'i</sup></i>
(b) <code>\SetArbDflt*</code> :		
i. voc		وَمَاتَ اسْتِسْقَاءَ قَبْلَ أَنْ يُتِمَّ كِتَابَهُ فِي نُجُومِ السَّمَاءِ
ii. fullvoc		وَمَاتَ اسْتِسْقَاءَ قَبْلَ أَنْ يُتِمَّ كِتَابَهُ فِي نُجُومِ السَّمَاءِ
iii. trans		<i>wa-māta 'stisqā<sup>'an</sup> qabla 'ay yutimma kitāba-hu fī nuġūm<sup>i</sup> 's-samā<sup>'i</sup></i>
(c) <code>\SetArbEasy</code> :		
i. voc		وَمَاتَ اسْتِسْقَاءَ قَبْلَ أَنْ يُتِمَّ كِتَابَهُ فِي نُجُومِ السَّمَاءِ
ii. fullvoc		وَمَاتَ اسْتِسْقَاءَ قَبْلَ أَنْ يُتِمَّ كِتَابَهُ فِي نُجُومِ السَّمَاءِ
iii. trans		<i>wa-māta 'stisqā<sup>'an</sup> qabla 'an yutimma kitāba-hu fī nuġūm<sup>i</sup> 's-samā<sup>'i</sup></i>
(d) <code>\SetArbEasy*</code> :		
i. voc		وَمَاتَ اسْتِسْقَاءَ قَبْلَ أَنْ يُتِمَّ كِتَابَهُ فِي نُجُومِ السَّمَاءِ
ii. fullvoc		وَمَاتَ اسْتِسْقَاءَ قَبْلَ أَنْ يُتِمَّ كِتَابَهُ فِي نُجُومِ السَّمَاءِ
iii. trans		<i>wa-māta 'stisqā<sup>'an</sup> qabla 'an yutimma kitāba-hu fī nuġūm<sup>i</sup> 's-samā<sup>'i</sup></i>

Please note that this document is typeset with `\SetArbDflt` throughout.

## 2.3 Typing Arabic

`\arb` Once `arabluatex` is loaded, a `\arb{⟨Arabic text⟩}` command is available for inserting

<sup>8</sup>For an example, see section 5.1 on page 31.

Arabic text in paragraphs, like so:—

```
1 From \textcite[i. 1 A]{Wright}:--- Arabic, like Hebrew and
2 Syriac, is written and read from right to left. The letters
3 of the alphabet (\arb{.hurUf-u 'l-hijA'-i}, \arb{.hurUf-u
4 'l-tahajjI}, \arb{al-.hurUf-u 'l-hijA'iyyaT-u}, or
5 \arb{.hurUf-u 'l-mu`jam-i}) are twenty-eight in number and
6 are all consonants, though three of them are also used as
7 vowels (see §3).
```

From Wright (1896, i. 1 A):— Arabic, like Hebrew and Syriac, is written and read from right to left. The letters of the alphabet (حُرُوفُ الْهِجَاءِ, حُرُوفُ الْهِجَائِيَّةِ, or حُرُوفُ الْمُعْجَمِ) are twenty-eight in number and are all consonants, though three of them are also used as vowels (see § 3).

**Caveat** For some reason, left-to-right paragraphs that start with Arabic words lose their indentation. For the time being, this can be circumvented by appending the `\indent` command at the commencement of such paragraphs.

The same remark applies to left-to-right list environments: when items start with Arabic words, the `\arb` command must be prefixed with `\indent`. The following example comes from Wright (1896, i. 213 C):—

```
1 \begin{enumerate}[label=\Roman*., start=16]
2   \item \indent\arb{fawA`ilu}*.
3     \begin{enumerate}[label=\arabic*.]
4       \item \indent\arb{fA`alUN}; as \arb{_hAtamuN} \emph{a
5         signet-ring}, ...
6     \end{enumerate}
7 \end{enumerate}
```

XVI. فَوَاعِلُ\*.

1. فَاعِلٌ; as خَاتَمٌ *a signet-ring*, ...

**arab** Running paragraphs of Arabic text should rather be placed inside an *Arabic environment*

```
1 \begin{arab}
2 [...]
3 \end{arab}
```

like so:—



```

1 \begin{arab}
2   'at_A .sadIquN 'il_A ju.hA ya.tlubu min-hu .himAra-hu
3   li-yarkaba-hu fI safraTiN qa.sIraTiN fa-qAla la-hu:
4   \enquote{sawfa 'u`Idu-hu 'ilay-ka fI 'l-masA'-i
5   wa-'adfa`u la-ka 'ujraTaN.} fa-qAla ju.hA:
6   \enquote{'anA 'AsifuN jiddaN 'annI lA 'asta.tI`u 'an
7   'u.haqqiqa la-ka ra.gbata-ka fa-'l-.himAr-u laysa hunA
8   'l-yawm-a.} wa-qabla 'an yutimma ju.hA kalAma-hu bada'a
9   'l-.himAr-u yanhaqu fI 'i.s.tabli-hi. fa-qAla la-hu
10  .sadIqu-hu: \enquote{'innI 'asma`u .himAra-ka yA ju.hA
11  yanhaqu.} fa-qAla la-hu ju.hA: \enquote{.garIbuN
12  'amru-ka yA .sadIqI 'a-tu.saddiqu 'l-.himAr-a
13  wa-tuka_d_diba-nI?}
14 \end{arab}

```

أَتَى صَدِيقٌ إِلَى جَحَّا يَطْلُبُ مِنْهُ حِمَارَهُ لِيَرْكَبَهُ فِي سَفَرَةٍ قَصِيرَةٍ فَقَالَ لَهُ: "سَوْفَ أُعِيدُهُ إِلَيْكَ فِي الْمَسَاءِ  
وَأَدْفَعُ لَكَ أَجْرَهُ." فَقَالَ جَحَّا: "أَنَا آسِفٌ جَدًّا أَنِّي لَا أَسْتَطِيعُ أَنْ أُحَقِّقَ لَكَ رَغْبَتَكَ فَالْحِمَارُ لَيْسَ هُنَا  
الْيَوْمَ." وَقَبْلَ أَنْ يَتِمَّ جَحَّا كَلَامَهُ بَدَأَ الْحِمَارُ يَنْهَقُ فِي إِصْطِلِهِ. فَقَالَ لَهُ صَدِيقُهُ: "إِنِّي أَسْمَعُ حِمَارَكَ يَا جَحَّا  
يَنْهَقُ." فَقَالَ لَهُ جَحَّا: "غَرِيبُ أَمْرِكَ يَا صَدِيقِي أَتَصَدِّقُ الْحِمَارَ وَتَكْذِبُنِي؟"

### 2.3.1 Local options

As seen above in section 2.2 on page 5, arabuatex may be loaded with four mutually exclusive global options: `voc` (which is the default option), `fullvoc`, `novoc` and `trans`. Whatever choice has been made globally, it may be overridden at any point of the document, as the `\arb` command may take any of the `voc`, `fullvoc`, `novoc` or `trans` modes as optional argument, like so:—

```

voc      - \arb[voc]{\Arabic text};
fullvoc  - \arb[fullvoc]{\Arabic text};
novoc    - \arb[novoc]{\Arabic text};
trans    - \arb[trans]{\Arabic text}.

```

The same optional arguments may be passed to the environment `arab`: one may have `\begin{arab}[\mode]...\end{arab}`, where `\mode` may be any of `voc`, `fullvoc`, `novoc` or `trans`.

## 3 Standard ArabTeX input

### 3.1 Consonants

Table 1 gives the ArabTeX equivalents for all of the Arabic consonants.

Letter	Transliteration <sup>9</sup>			ArabT <sub>E</sub> X notation
	dmg	loc	arabica	
أ <sup>10</sup>	'u 'a 'i	'u, 'a, 'i	'u, 'a, 'i	'u or 'a or 'i
ب	<i>b</i>	<i>b</i>	<i>b</i>	b
ت	<i>t</i>	<i>t</i>	<i>t</i>	t
ث	<i>ṭ</i>	<i>th</i>	<i>ṭ</i>	_t
ج	<i>ǧ</i>	<i>j</i>	<i>ǧ</i>	^g or j
ح	<i>ḥ</i>	<i>ḥ</i>	<i>ḥ</i>	.h
خ	<i>ḫ</i>	<i>kh</i>	<i>ḫ</i>	_h or x
د	<i>d</i>	<i>d</i>	<i>d</i>	d
ذ	<i>ḍ</i>	<i>dh</i>	<i>ḍ</i>	_d
ر	<i>r</i>	<i>r</i>	<i>r</i>	r
ز	<i>z</i>	<i>z</i>	<i>z</i>	z
س	<i>s</i>	<i>s</i>	<i>s</i>	s
ش	<i>š</i>	<i>sh</i>	<i>š</i>	^s
ص	<i>ṣ</i>	<i>ṣ</i>	<i>ṣ</i>	.s
ض	<i>ḍ</i>	<i>ḍ</i>	<i>ḍ</i>	.d
ط	<i>ṭ</i>	<i>ṭ</i>	<i>ṭ</i>	.t
ظ	<i>ẓ</i>	<i>ẓ</i>	<i>ẓ</i>	.z
ع	<i>ʿ</i>	<i>ʿ</i>	<i>ʿ</i>	`
غ	<i>ǧ</i>	<i>gh</i>	<i>ǧ</i>	.g
ف	<i>f</i>	<i>f</i>	<i>f</i>	f
ق	<i>q</i>	<i>q</i>	<i>q</i>	q
ك	<i>k</i>	<i>k</i>	<i>k</i>	k
ل	<i>l</i>	<i>l</i>	<i>l</i>	l
م	<i>m</i>	<i>m</i>	<i>m</i>	m
ن	<i>n</i>	<i>n</i>	<i>n</i>	n
ه	<i>h</i>	<i>h</i>	<i>h</i>	h
و	<i>w</i>	<i>w</i>	<i>w</i>	w
ي	<i>y</i>	<i>y</i>	<i>y</i>	y <sup>11</sup>
ة	<i>ah</i>	<i>ah</i>	<i>a</i>	T

Table 1: Standard ArabT<sub>E</sub>X (consonants)

REM. *a*. Please note that in all cases of elision, the *ʿalifu ʿl-waṣli* is expressed only by the vowel that accompanies the omitted *hamzah*: ⟨*u, a, i*⟩ as in **wa-inhazama** وانْهَزَمَ *wa-ʿnhazama*. For more details on the definite article and the *ʿalifu ʿl-waṣli* see section 4.2 on page 18.

<sup>9</sup>See below section 8 on page 40.

<sup>10</sup>See below, Rem. *a*. For *ʿalif* as a consonant, see Wright (1896, i. 16 D). The *hamzah* itself is encoded <'> and may be followed by either ⟨*u, a*⟩ or ⟨*i*⟩. See below section 4.2 on page 15.

<sup>11</sup>For the letter ع with no diacritical points below, see Rem. *b*. below.

That said, ʾ as a consonant is actually the *spiritus lenis* of the Greeks and is distinguished by the *hamzah* (ء) as it is shown in the above table. However, the bare *ʾalif* may also be encoded as .A whether it be followed by a vowel or not, like so: **wa-.An** وَأَن *wa-.n* (where the dot symbolizes the absence of vowel), **wa-.Aan** وَأَنَّ *wa-an*, **wa-.Ain** وَأَيْنَ *wa-in*.

REM. *b.* The letter ي with two points below, أَلِفٌ مِّنْ تَحْتٍ, may also be written without diacritical points as ى. When it is used as a consonant, it is encoded **aY**, where **a** recalls the *fathah* placed above the preceding letter in vocalized Arabic, like so: **qaY'uN** قَائِنٌ *qay'un*, **ˆsaY'uN** سَائِنٌ *say'un*, **ˆsaY'aN** سَائِنٌ *say'an*.

The same result may be achieved by encoding this letter as .y, like so: **qa.y'uN** قَائِنٌ *qay'un*, **ˆsa.y'uN** سَائِنٌ *say'un*, **ˆsa.y'aN** سَائِنٌ *say'an*.

## 3.2 Additional characters

Table 2 gives the ArabTeX equivalents for some additional Persian characters.

New feature  
v1.8.5

Letter	Transliteration <sup>12</sup>			ArabTeX notation
	dmg	loc	arabica <sup>13</sup>	
پ	<i>p</i>	<i>p</i>	<i>p</i>	<b>p</b>
چ	<i>č</i>	<i>ch</i>	<i>č</i>	<b>ˆc</b>
ژ	<i>ž</i>	<i>zh</i>	<i>ž</i>	<b>ˆz</b>
ف <sup>14</sup>	<i>v</i>	<i>v</i>	<i>v</i>	<b>v</b>
گ	<i>g</i>	<i>g</i>	<i>g</i>	<b>g</b>
ن <sup>15</sup>	<i>ñ</i>	<i>ñ</i>	<i>ñ</i>	<b>ˆn</b>

Table 2: Standard ArabTeX (additional characters)

REM. The alveolar consonants چ and ژ are processed as solar letters by **arabluatex**.

## 3.3 Vowels

### 3.3.1 Long vowels

Table 3 gives the ArabTeX equivalents for the Arabic long vowels.

<sup>12</sup>See below section 8 on page 40.

<sup>13</sup>The characters that are listed in this table are not included in this standard. However, as **arabica** is based on **dmg**, the **dmg** equivalents have been used here.

<sup>14</sup>This character is not found in Brockelmann et al. (1935, p. 2). It is taken from the DIN 31 635 (2011) standard.

<sup>15</sup>See note 14.

Letter	Transliteration <sup>16</sup>			ArabTeX notation
	dmg	loc	arabica	
ا	$\bar{a}$	$\bar{a}$	$\bar{a}$	A
و	$\bar{u}$	$\bar{u}$	$\bar{u}$	U
ي	$\bar{i}$	$\bar{i}$	$\bar{i}$	I <sup>17</sup>
ى <sup>18</sup>	$\bar{a}$	$\bar{a}$	$\bar{a}$	_A or Y
أ	$\bar{a}$	$\bar{a}$	$\bar{a}$	_a
و	$\bar{u}$	$\bar{u}$	$\bar{u}$	_u
ي	$\bar{i}$	$\bar{i}$	$\bar{i}$	_i

Table 3: Standard ArabTeX (long vowels)

REM. a. The long vowels  $\bar{a}$ ,  $\bar{u}$ ,  $\bar{i}$ , otherwise called *hurūf<sup>u</sup> 'l-madd<sup>i</sup>*, the letters of prolongation, involve the placing of the short vowels *a*, *u*, *i* before the letters ا, و, ي respectively. `arabluatex` does that automatically in case any from `voc`, `fullvoc` or `trans` modes is selected e.g. قَالَ  $qāla$ , قَالَ  $qāla$ , يَقُولُ  $yaqūlu$ .

REM. b. Defective writings, such as ا, *al-'alif<sup>u</sup> 'l-mahdūfat<sup>u</sup>*, or defective writings of  $\bar{u}$  and  $\bar{i}$  are encoded \_a\_u and \_i respectively, e.g. \_d\_alika ذَلِكَ, al-mal\_a'ikaT-u 'l-ra.hm\_an-u الْمَلِكُ الرَّحْمَنُ, .hu\_dayfaT-u bn-u 'l-yamAn\_i حَذِيفَةُ بْنُ الْيَمَانِ for *Hudayfat<sup>u</sup> bn<sup>u</sup> 'l-Yamānī*, etc.

REM. c. The letter ي with two points below, أَلْيَاءُ الْمُتَأَنَّنِ مِنْ تَحْتِهَا, may also be written without diacritical points as ى. When it is used as a long vowel, it is encoded iY, where i recalls the *kasrah* placed below the preceding letter in vocalized Arabic, like so: liY لِي  $lī$ , yam^siY يَمَشِي  $yamšī$ .

### 3.3.2 Short vowels

Table 4 gives the ArabTeX equivalents for the Arabic short vowels.

Letter	Transliteration <sup>19</sup>			ArabTeX notation
	dmg	loc	arabica	
ا	<i>a</i>	<i>a</i>	<i>a</i>	a
و	<i>u</i>	<i>u</i>	<i>u</i>	u
ي	<i>i</i>	<i>i</i>	<i>i</i>	i
أ	<i>an</i>	<i>an</i>	<i>an</i>	aN
و	<i>un</i>	<i>un</i>	<i>un</i>	uN
ي	<i>in</i>	<i>in</i>	<i>in</i>	iN

Table 4: Standard ArabTeX (short vowels)

<sup>16</sup>See below section 8 on page 40.

<sup>17</sup>For the letter ي with no diacritical points, see Rem. c. below.

<sup>18</sup>= *al-'alif<sup>u</sup> 'l-maḡṣūrat<sup>u</sup>*.

<sup>19</sup>See below section 8 on page 40.

Whether Arabic texts be vocalized or not is essentially a matter of personal choice. So one may use `voc` mode and decide not to write vowels except at some particular places for disambiguation purposes, or use `novoc` mode, not write vowels—as `novoc` normally does not show them—except, again, where disambiguation is needed.<sup>20</sup>

However, it may be wise to always write the vowels, leaving to the various modes provided by `arabluatex` to take care of showing or not showing the vowels.

That said, there is no need to write the short vowels *fathah*, *dammah* or *kasrah* except in the following cases:—

- at the commencement of a word, to indicate that a connective *ʿalif* is needed, with the exception of the article (see below section 4.4 on page 22);
- when `arabluatex` needs to perform a contextual analysis to determine the carrier of the *hamzah*;
- in the various transliteration modes, as vowels are always expressed in romanized Arabic.

## 4 arabluatex in action

### 4.1 The vowels and diphthongs

**Short vowels** As said above, they are written  $\langle a, u, i \rangle$ :

\_halaqa (or xalaqa) خَلَقَ *halaqa*, ^samsuN شَمْسٌ *sams<sup>u</sup>n*, karImuN كَرِيمٌ *Karīm<sup>u</sup>n*.

bi-hi بِهِ *bi-hi*, 'aqi.tuN أَقِطْ *'aqiṭ<sup>u</sup>n*.

la-hu لَهُ *la-hu*, .hujjaTuN هُجَّةٌ *huġġat<sup>u</sup>n*.

**Long vowels** They are written  $\langle U, A, I \rangle$ :

qAla قَالَ *qāla*, bI`a بَيْعٌ *bī`a*, .tUruN طُورٌ *tūr<sup>u</sup>n*, .tInuN طِينٌ *tīn<sup>u</sup>n*,  
murU'aTuN مُرُوءَةٌ *murū`at<sup>u</sup>n*.

**ʿalif maqṣūrah** It is written  $\langle \_A \rangle$  or  $\langle Y \rangle$ :

al-fat\_A الْفَتَى *al-fatā*, al-maqh\_A الْمَقْهَى *al-maqhā*, 'il\_A إِلَى *ʾilā*.

**ʿalif otiosum** Said *ʿalif<sup>u</sup> ʿl-wiqāyat<sup>i</sup>*, “the guarding *ʿalif*”, after و at the end of a word, both when preceded by *dammah* and by *fathah* is written  $\langle UA \rangle$  or  $\langle aW, aWA \rangle$ :

na.sarUA نَصَرُوا *naṣarū*, katabUA كَتَبُوا *katabū*, ya.gzUA يَغْزُوا *yaġzū*, ramaW رَمَوْا *ramaw*, banaWA بَنَوْا *banaW*.

<sup>20</sup>See below section 4.4 on page 22.

‘alif maḥḍūfah and defective ū, ī They are written ⟨\_a, \_i \_u⟩:

al-l\_ah-u اللهُ *al-lāh<sup>u</sup>*, 'il\_ahNإله *ilāh<sup>un</sup>*.  
 al-ra.hm\_an-uالرَّحْمَنُ *ar-rahmān<sup>u</sup>*, l\_akinلَكِنْ *lākin*, h\_ahunAهَهْنَأُ *hāhunā*,  
 .hunayn-u bn-u 'is.h\_aq-aحُنَيْنُ بْنُ إِسْحَقَ *Hunayn<sup>u</sup> bn<sup>u</sup> 'Ishāq<sup>a</sup>*, rabb\_i  
 رَبِّ *rabbī*, al-`A.s\_iالْعَاصِ *al-Āṣī*.

**Silent ي/و** Some words ending with لَآة are usually written حَوَة or نَوَة instead of نَآة: see Wright (1896, i. 12 A). arablutex preserves that particular writing; the same applies to words ending in يَآة for لَآة. Long vowels ⟨U, I⟩ shall receive no *sukūn* after a ‘alif maḥḍūfah and are discarded in trans mode:

.hay\_aUTuNحَيَوَة *hayāt<sup>un</sup>*, .sal\_aUTuNصَلَوَة *ṣalāt<sup>un</sup>*, mi^sk\_aUTuNمَشْكُوَة *miš-kāt<sup>un</sup>*, tawr\_aITuNتَوْرِيَة *tawrāt<sup>un</sup>*.  
 And so also: al-rib\_aIT-uالرِّيْبَة *ar-ribāt<sup>u</sup>*.

‘Amr<sup>un</sup>, and the silent و To that name a silent و is added to distinguish it from ‘Umar<sup>u</sup>: see Wright (1896, i. 12 C). In no way this affects the sound of the *tanwīn*, so it has to be discarded in trans mode:

`amruNUعَمْرُو *amr<sup>un</sup>*, `amraNUعَمْرُوا *amr<sup>an</sup>*, `amriNUعَمْرُو *amr<sup>in</sup>*.  
 When the *tanwīn* falls away (Wright 1896, i. 249 B): `amr-uU bn-u mu.ammadiNعَمْرُو بْنُ مُحَمَّدٍ *Amr<sup>u</sup> bn<sup>u</sup> Muḥammad<sup>in</sup>*, mu.ammad-u bn-u `amr-iU bn-i\_hAlidiNعَمْرُو بْنُ خَالِدٍ *Muḥammad<sup>u</sup> bn<sup>u</sup> Amr<sup>i</sup> bn<sup>i</sup> Ḥālid<sup>in</sup>*.  
 And so also: al-rib\_aUAالرِّيْبَا *ar-ribā*, ribaNUرِيْبَا *rib<sup>an</sup>*.

**tanwīn** The marks of doubled short vowels, ُ, ِ, ٍ, are written ⟨uN, aN, iN⟩ respectively. arablutex deals with special cases, such as ُ taking an ِ after all consonants except ة, and *tanwīn* preceding ى as in هَدَى, which is written ⟨aN\_A⟩ or ⟨aNy⟩:

mAluNمَالٌ *māl<sup>un</sup>*, bAbaNبَابًا *bāb<sup>an</sup>*, madInaTaNمَدِينَةٌ *madīnat<sup>an</sup>*, bintiNبِنْتٌ *bint<sup>in</sup>* maqhaN\_Aمَقْهَى *maqha<sup>n</sup>*, fataNYفَتَى *fata<sup>n</sup>*.  
 arablutex is aware of special orthographies: ^say'uNشَيْءٌ *šay<sup>un</sup>*,  
 ^say'aNشَيْئًا *šay<sup>an</sup>*, ^say'iNشَيْءٍ *šay<sup>in</sup>*.

In some cases, it may be useful to mark the root form of defective words so as to produce a more accurate transliteration of ending *tanwīn*. As seen above, *tanwīn* preceding ى is written ⟨*aN\_A*⟩ or ⟨*aNY*⟩. Such forms as قَاضٍ may likewise be written ⟨*iNI*⟩:—

al-qA.dI الْقَاضِي *al-qāḍī*, qA.diyaN قَاضِيًا *qāḍiy<sup>an</sup>*, qA.diNI قَاضٍ *qāḍi<sup>n</sup>*.

## 4.2 Other orthographic signs

**tā' marbūṭah** It is written ⟨*T*⟩:

madInaTuN مَدِينَةٌ *madīnat<sup>un</sup>*, madInaTaN مَدِينَةً *madīnat<sup>an</sup>*, madInaTiN مَدِينَةٍ *madīnat<sup>in</sup>*.

**hamzah** It is written ⟨'⟩, its carrier being determined by contextual analysis. In case one wishes to bypass this mechanism, he can use the “quoting” feature that is described below in section 4.4 on page 22.

**Initial hamzah:** 'asaduN أَسَدٌ *'asad<sup>un</sup>*, 'u\_htuN أُخْتُ *'uht<sup>un</sup>*, 'iqlIduN إِقْلِيدٌ *'iqlīd<sup>un</sup>*, 'anna أَنْ *'anna*, 'inna إِنْ *'inna*.

*hamzah* followed by the long vowel و is encoded '\_U: '\_U1\_A أُولى *'ulā*, '\_U1U أولُو *'ulū*, '\_U1A'ika أولَاكَ *'ulā'ika*.

*hamzah* followed by the long vowel ي is encoded '\_I: '\_ImAnuN إِيْمَانٌ *'īmā-n<sup>un</sup>*<sup>21</sup>.

**Middle hamzah:** xA.ti'-Ina خَاطِنٌ *hāṭi'ina*, ru'UsuN رُوُوسٌ *ru'ūs<sup>un</sup>*, xa.tI'aTuN خَطِئَةٌ *hāṭi'at<sup>un</sup>*, su'ila سُئِلَ *su'ila*, 'as'ilaTuN أَسْئِلَةُ *'as'ilat<sup>un</sup>*, mas'alaTuN مَسْأَلَةٌ *mas'alat<sup>un</sup>*, 'as'alu أَسْأَلَ *'as'alu*, yatasA'alUna يَتَسَاءَلُونَ *yatasā'alūna*, murU'aTuN مَرْوَةٌ *taw'am<sup>un</sup>*, murū'at<sup>un</sup>, ta'xIruN تَأْخِرُ *ta'hīr<sup>un</sup>*, ta'axxara تَأْخَرُ *ta'ahhara*, ji'tu-ka جِئْتُكَ *ǧi'tu-ka*, qA'iluN قَائِلٌ *qā'il<sup>un</sup>*, .hIna'i\_diN هِنَا *'id<sup>in</sup>* حِينَدِ, hay'aTuN هَيْةٌ *hay-'at<sup>un</sup>*, hay'AtuN هَيَاتٌ *hay'āt<sup>un</sup>*.

From Wright (1896, i. 14 B):— All consonants, whatsoever, not even *'alif hēmzatum* excepted, admit of being doubled and take *tašdīd*. Hence we speak and write ra'AsuN رَأْسٌ *ra'ās<sup>un</sup>*, sa'AluN سَأَلَ *sa'al<sup>un</sup>*, na'AjuN نَاجٌ *na'āǧ<sup>un</sup>*.

<sup>21</sup>For another way of encoding the initial *hamzah* followed by a long vowel, see the *tahfīf<sup>u</sup>* 'l-*hamzat*<sup>i</sup> on the following page.

**Final hamzah:** xa.ta'uN خَطَأُ *ḥaṭaʿun*, xa.ta'aN خَطَأٌ *ḥaṭaʿan*, xa.ta'iN خَطِئَ *ḥaṭaʿin*, 'aqra'u أَقْرَأُ *'aqra'u*, taqra'Inا تَقْرَأُ *taqra'ina*, taqra'Una تَقْرَأُونَ *taqra'una*, yaqra'na يَقْرَأُ *yaqra'na*, yaxba'Anي يَخْبَأُ *yahbaʿani*, xaba'A خَبَأَ *ḥabaʿa*, xubi'a خُبِئَ *ḥubiʿa*, xubi'UA خُبِئُوا *ḥubiʿu*, jA'a جَاءَ *ǧāʿa*, ridA'uN رَدَأَ *ridāʿun*, ridA'aN رَدَأَ *ridāʿan*, jI'a جِئَ *ǧīʿa*, radI'iN رَدِئَ *radīʿin*, sU'uN سُوءُ *sūʿun*, .daw'uN ضَوءٌ *ḍawʿun*, qay'iN قِئَ *qayʿin*, ~sifa'I شِفَائِي *šifāʿi*, man~sa'I مَنْشِئِ *manšaʿi*, nisa'uN نِسَاءٌ *ni-sāʿun*, nisa'u-hu نِسَاءُهُ *ni-sāʿu-hu*, nisa'i-hi نِسَائِهِ *ni-sāʿi-hi*, nisa'I نِسَائِي *ni-sāʿi*.

~say'uN شَيْءٌ *šayʿun*, ~say'aN شَيْئًا *šayʿan*, ~say'iN شَيْءٍ *šayʿin*, al-~say'-u الشَّيْءُ *aš-šayʿu*, 'a~syA'-u أَشْيَاءُ *ašyāʿu*, 'a~syA'-a أَشْيَاءُ *ašyāʿa*, .zim'aN ظِمًّا *ẓimʿan*, radI'aN رَدِئًا *radīʿan*.

**taḥfīf<sup>u</sup> 'l-hamzat<sup>i</sup>:** if the *hamzah* has *ǧazmah* and is preceded by *'alif hamzatum*, it must be changed into the letter of prolongation that is homogeneous with the preceding vowel; hence: 'a'mana آمَنَ *āmana*, 'u'minu أَوْمِنُ *ūminu*, 'i'mAnuN إِيمَانٌ *īmān<sup>un</sup>*. For other possible ways of encoding such sequences, see on the previous page (*hamzah* followed by و and ي) and the *maddah* on this page.

Imperatives of verbs that have the *hamzah* as the first radical are other cases of *taḥfīf<sup>u</sup> 'l-hamzat<sup>i</sup>:* i'sir اِسِرْ *isir*, i'\_dan اِدْنْ *idan*, u'mul اُوْمَلْ *umul*. arablutext also provides ways of encoding those words when the initial *'alif* comes into *waṣl*, so as to make the *'alif waṣl* fall away when preceded by وَ or فَ: wa-'sir وَأَسِرْ *wa-'sir*, fa-'\_dan فَادْنْ *fa-'dan*, fa-'ti فَاتِ *fa-'ti*, wa-'tamirUA وَأَتَمِرُوا *wa-'tamirū*; or be retained outside the imperative, as in fa-i'tazarat فَاتَتَزَرَّتْ *fa-'tazarat*, ba`da i'tilAfIn بَعْدَ اِتِّلَافٍ *ba`da 'tilāf<sup>in</sup>*.

**The strange spelling of mi'at<sup>un</sup>:** mi'aTuN مَائَةٌ *mi'at<sup>un</sup>*, mi'atAnي مَائَتَانِ *mi'atāni*, mi'atayni مَائَتَيْنِ *mi'atayni*, mi'Una مِئُونَ *mi'una*, mi'AtuN مِئَاتٌ *mi'ātun*, mi'aN\_A مَائِي *mi'a<sup>n</sup>*. Of course, the 'pipe' character can be used to prevent this rule from being applied (see section 4.5 on page 24): mi'a|TuN مِئَةٌ *mi'at<sup>un</sup>*.



**maddah** At the beginning of a syllable, *ʿalif* with *hamzah* and *fathah* (أ) followed by *ʿalifu ʿl-maddi* (*ʿalif* of prolongation) or *ʿalif* with *hamzah* and *ǧazmah* (إ) are both represented in writing *ʿalif* with *maddah*: آ (see Wright 1896, i. 25 A–B).

Hence one should keep to this distinction and encode 'a'kulu أَكُلُ *ʿākulu* and 'Akilun أَكِلُ *ʿākil<sup>un</sup>* respectively.

arabluatex otherwise determines *al-ʿalif<sup>u</sup> ʿl-mamdūdāt<sup>u</sup>* by context analysis.

'is'AduN إِسَادُ *ʿisʿād<sup>un</sup>*, 'AkilUna أَكِلُونُ *ʿākilūna*, 'a'mannA آمَنَّا *ʿāmannā*,  
al-qurʿAn-u الْقُرْآنُ *al-qurʿān<sup>u</sup>*.  
jA'a جَاءَ *ǧāʿa*, yatasA'alUna يَتَسَاءَلُونَ *yatasāʿalūna*, ridA'uN رَدَاءُ *ridā<sup>un</sup>*,  
xaba'A خَبَأَ *ḫabaʿa*, yaxba'Ani يَخْبِئَانِ *yahḫabāʿani*.

**šaddah** *tašdīd* is either *necessary* or *euphonic*.

**The necessary tašdīd** always follows a vowel, whether short or long (see Wright 1896, i. 15 A–B). It is encoded in writing the consonant that carries it twice:

ʿallaqa عَلَّقَ *ʿallaqa*, mAdduN مَادَّ *mādd<sup>un</sup>*, 'ammara أَمَّرَ *ammara*, murruN مَرَّرَ *murr<sup>un</sup>*.

**The euphonic tašdīd** always follows a vowelless consonant which is passed over in pronunciation and assimilated to a following consonant. It may be found (Wright 1896, i. 15 B–16 C):—

- (a) With the *solar* letters ت, ث, د, ذ, ر, ز, س, ش, ص, ض, ط, ظ, ل, ن, after the article اَلْ:—

Unlike arabtex and arabxetex, arabluatex *never requires the solar letter to be written twice*, as it automatically generates the euphonic *tašdīd* above the letter that carries it, whether the article be written in the assimilated form or not, e.g. al-<sup>~</sup>sams-u الشَّمْسُ *aš-šams<sup>u</sup>*, or a<sup>~</sup>s-<sup>~</sup>sams-u الشَّمْسُ *aš-šams<sup>u</sup>*.

al-tamr-u التَّمْرُ *at-tamr<sup>u</sup>*, al-ra.hm\_an-u الرَّحْمَنُ *ar-raḥmān<sup>u</sup>*, al-  
.zulm-u الظُّلْمُ *aẓ-ẓulm<sup>u</sup>*, al-lu.gaT-u اللَّغَةُ *al-luǧat<sup>u</sup>*.

- (b) With the letters ر, ل, م, و, ي after ن with *ǧazmah*, and also after the *tanwīn*:—

Note the absence of *sukūn* above the passed over ن in the following examples, each of which is accompanied by a consistent transliteration: min rabbi-hi مِنْ رَبِّهِ, mir rabbi-hi, min layliN مِلْ لَيْلٍ mil layl<sup>in</sup>, 'an yaqtula أَنْ يَقْتُلَ 'ay yaqtula.

With *tanwīn*: kitAbuN mubInuN كِتَابٌ مُبِينٌ kitāb<sup>um</sup> mubīn<sup>un</sup>.

REM. This particular feature must be put into operation by the `\SetArbDflt*` command explicitly. See above section 2.2.1 on page 6 for further details. Other kinds of assimilations, including the various cases of *'idgām*, will be included in arabuatex gradually.

- (c) With the letter ت after the dentals ث, د, ذ, ط, ض, ظ in certain parts of the verb: this kind of assimilation, e.g. لَبِثْتُ for لَبِثْتُ labittu, will be discarded here, as it is largely condemned by the grammarians (see Wright 1896, i. 16 B–C).

**The definite article and the 'alif** 'l-waṣl<sup>i</sup> At the beginning of a sentence, <sup>ā</sup> is never written, as اَلْحَمْدُ لِلّٰهِ; instead, to indicate that the *'alif* is a connective *'alif* ('*alif*' *'l-waṣl<sup>i</sup>*'), the *hamzah* is omitted and only its accompanying vowel is expressed:

al-.hamd-u li-l-l\_ah-i اَلْحَمْدُ لِلّٰهِ al-ḥamd<sup>u</sup> li-l-lāh<sup>i</sup>.

As said above on page 6, fullvoc is the mode in which arabuatex expresses the *sukūn* and the *waṣlah*. arabuatex will take care of doing that automatically provided that the vowel which is to be absorbed by the final vowel of the preceding word be properly encoded, like so:—

- (a) Definite article at the beginning of a sentence is encoded `al-`, or `a<solar letter>-` if one wishes to mark the assimilation—which is in no way required, as arabuatex will detect all cases of assimilation.
- (b) Definite article inside sentences is encoded `'l-` or `'<solar letter>-`.
- (c) In all remaining cases of elision, the *'alifu* *'l-waṣl<sup>i</sup>* is expressed by the vowel that accompanies the omitted *hamzah*: *<u, a, i>*.

**Article:** bAb-u 'l-madrasaT-i بَابُ الْمَدْرَسَةِ bāb<sup>u</sup> 'l-madrasat<sup>i</sup>, al-maqA laT-u 'l-'\_U1\_A الْمَقَالَةُ الْأُولَى al-maqālat<sup>u</sup> 'l-'ūlā, al-lu.gaT-u 'l-'ara biyyaT-u اللُّغَةُ الْعَرَبِيَّةُ al-luḡat<sup>u</sup> 'l-'arabiyyat<sup>u</sup>, fI .sinA`aT-i 'l-.tibb-i فِي صِنَاعَةِ الطِّبِّ fī ṣinā`at<sup>i</sup> 't-tibb<sup>i</sup>, 'il\_A 'l-intiqA.d-i إِلَى الْإِنْتِقَاصِ 'il- 'l-intiqāḍ<sup>i</sup>, fI 'l-ibtidA'-i فِي الْإِبْتِدَاءِ fī 'l-ibtidā'<sup>i</sup>, 'abU 'l-wazIr-i أَبُو الْوَزِيرِ 'abu 'l-wazīr<sup>i</sup>, fa-lamma ra'aW 'l-najm-a فَلَمَّا رَأَوْا النَّجْمَ fa-lammā ra'awu 'n-nağm<sup>a</sup>.

**Particles:—**

- (a) *li-*: 'alif<sup>u</sup> 'l-waṣl<sup>i</sup> is omitted in the article أل when it is preceded by the preposition ل: li-l-rajul-i للرجل *li-r-rağul<sup>i</sup>*.  
If the first letter of the noun be ل, then the ل of the article also falls away, but arabluatex is aware of that: li-l-laylat-i لِلَّيْلَةِ *li-l-laylat<sup>i</sup>*.
- (b) *la-*: the same applies to the affirmative particle ل: la-l-.haqq-u لِلْحَقِّ *la-l-ḥaqq<sup>u</sup>*.
- (c) With the other particles, 'alif<sup>u</sup> 'l-waṣl<sup>i</sup> is expressed: fI 'l-madIna T-i فِي الْمَدِينَةِ *fi 'l-madīnat<sup>i</sup>*, wa-'l-rajul-u وَالرَّجُلُ *wa-'r-rağul<sup>u</sup>*, bi-'l-qalam-i بِالْقَلَمِ *bi-'l-qalam<sup>i</sup>*, bi-'l-ru`b-i بِالرُّعْبِ *bi-'r-ru`b<sup>i</sup>*.

**Perfect active, imperative, nomen actionis:** qAla isma قَالَ أَسْمَعُ *qāla 'sma*, qAla uqtul قَالَ أَقْتُلُ *qāla 'qtul*, huwa inhazama هُوَ أَنْهَزَمَ *huwa 'nhazama*, wa-ustu`mila وَأَسْتَعْمِلَ *wa-'stu`mila*, qad-i in.sarafa قَدْ أَنْصَرَفَ *qadi 'nṣarafa*, al-iqtidAr-u الْأَقْتِدَارُ *al-iqtidār<sup>u</sup>*, 'il\_A 'l-inti qA.d-i إِلَى الْأَتَقَاضِ *ilā 'l-intiqād<sup>i</sup>*, law istaqbala لَوْ اسْتَقْبَلَ *lawi 'staqbala*.

**Other cases:** 'awi ismu-hu أَوْ اسْمُهُ *'awi 'smu-hu*, zayduN ibn-u `amriNU زَيْدٌ ابْنُ عَمْرٍو *Zayd<sup>uni</sup> 'bn<sup>u</sup> 'Amr<sup>in</sup>*,<sup>22</sup> `umar-u ibn-u 'l\_-ha.t.tAb-i عُمَرُ بْنُ أَحْطَابٍ *Umar<sup>u</sup> 'bn<sup>u</sup> 'l-Ḥaṭṭāb<sup>i</sup>*,<sup>23</sup> imru'-u 'l-qays-i إِمْرُؤُ الْقَيْسِ *Imru<sup>u</sup> 'l-Qays<sup>i</sup>*, la-aymun-u 'l-l\_ah-i لَا يُؤْمِنُ اللَّهُ *la-'ymun<sup>u</sup> 'l-lāh<sup>i</sup>*.

**'alif<sup>u</sup> 'l-waṣl<sup>i</sup> preceded by a long vowel** The long vowel preceding the connective 'alif is shortened in pronunciation (Wright 1896, i. 21 B–D). This does not appear in the Arabic script, but arabluatex takes it into account in some transliteration standards:—

fI 'l-nAs-i فِي النَّاسِ *fi 'n-nās<sup>i</sup>*, 'abU 'l-wazIr-i أَبُو الْوَزِيرِ *'abu 'l-wazīr<sup>i</sup>*,  
fI 'l-ibtidA'-i فِي الْإِبْتِدَاءِ *fi 'l-ibtidā'<sup>i</sup>*, \_dU 'l-i`lAl-i ذُو الْأَعْلَالِ *du 'l-i`lāl<sup>i</sup>*,  
maqH\_A 'l-'amIr-i مَقْهَى الْأَمِيرِ *maqḥa 'l-'amīr<sup>i</sup>*.

**'alif<sup>u</sup> 'l-waṣl<sup>i</sup> preceded by a diphthong** The diphthong is resolved into two simple vowels (Wright 1896, i. 21 D–22 A) viz. *ay* → *āi* and *aw* → *āū*. arabluatex detects the cases in which this rule applies:—

<sup>22</sup> “Zayd is the son of ‘Amr”: the second noun is not in apposition to the first, but forms part of the predicate. Hence زَيْدٌ ابْنُ عَمْرٍو and not زَيْدُ بْنُ عَمْرٍو, “Zayd, son of ‘Amr”.

<sup>23</sup> “Umar is the son of al-Ḥaṭṭāb” (see note 22).

fI`aynay 'l-malik-i فِي عَيْنِي الْمَلِكِ 'aynayi 'l-malik<sup>i</sup>, ix<sup>^</sup>say 'l-qaw  
m-a إِخْشَى الْقَوْمَ ihšayi 'l-qawm<sup>a</sup>, mu.s.tafaw 'l-l\_ah-i مُصْطَفَوْا اللَّهَ muṣṭa-  
fawu 'l-lāh<sup>i</sup>.  
ramaW 'l-.hijAraT-a رَمَوْا الْحِجَارَةَ ramawu 'l-ḥiğārat<sup>a</sup>, fa-lamma ra'aW  
'l-najm-a فَلَمَّا رَأَوْا النَّجْمَ fa-lammā ra'awu 'n-nağm<sup>a</sup>.

**'alif<sup>u</sup> 'l-waṣl<sup>i</sup> preceded by a consonant with sukūn** The vowel which the consonant takes is either its original vowel, or that which belongs to the connective 'alif or the *kasrah*; in most of the cases (Wright 1896, i. 22 A–C), it is encoded explicitly, like so:—

'antum 'l-kA\_dib-Una أَنْتُمْ الْكَاذِبُونَ 'antum 'l-kādib<sup>ūna</sup>, ra'aytumu  
'l-rajul-a رَأَيْتُمُ الرَّجُلَ ra'aytumu 'r-rağul<sup>a</sup>, mani 'l-ka\_d\_dAb-u مَنِ  
الْكَذَّابُ mani 'l-kaddāb<sup>u</sup>, qatalati 'l-rUm-u قَتَلَتِ الرُّومُ qatalati 'r-Rūm<sup>u</sup>.

However, the Arabic script does not show the *kasrah* or the *ḍammah* which may be taken by the nouns having *tanwīn* although it is explicit in pronunciation and must appear in some transliteration standards. *arabluatex* takes care of that automatically:—

mu.hammaduN 'l-nabI مُحَمَّدٌ النَّبِيُّ Muḥammad<sup>uni</sup> 'n-nabī, salAmuN ud\_hulUA  
سَلَامٌ أَدْخُلُوا salām<sup>unu</sup> 'dhulū, qa.sIdata-hu fI qatl-i \uc{'a}bI \uc{m}  
uslimiN 'llatI yaqUlu fI-hA قَتَلَ أَبِي مُسْلِمٍ الَّذِي يَقُولُ فِيهَا  
hu fī qatl<sup>i</sup> 'Abī Muslim<sup>ini</sup> 'llatī yaqūlu fī-hā.

### 4.3 Special orthographies

**The name of God** The name of God, اللَّهُ, is compounded of the article اَلْ, and إِلَٰه (noted إِلَهِ with the defective 'alif) so that it becomes اَلْإِلَٰه; then the *hamzah* is suppressed, its vowel being transferred to the ل before it, so that there remains اَللَّهُ (I refer to Lane, *Lexicon*, I. 83 col. 1). Finally, the first ل is made quiescent and incorporated into the other, hence the *tašdīd* above it. As *arabluatex* never requires a solar letter to be written twice (see above, on page 17), the name of God is therefore encoded al-l\_ah-u or 'l-l\_ah-u:—

al-l\_ah-u اللهُ *al-lāh<sup>u</sup>*, yA|<sup>24</sup> al-l\_ah-u اللهُ يَا *yā al-lāh<sup>u</sup>*, 'a-fa|<sup>25</sup>-al-l\_ah-i la-ta.g`alanna أَفَالله لَتَعْلَنَ 'a-fa-al-lāh<sup>i</sup> la-tag'alanna, bi-'l-l\_ah-i بالله *bi-'l-lāh<sup>i</sup>*, wa-'l-l\_ah-i والله *wa-'l-lāh<sup>i</sup>*, bi-sm-i 'l-l\_ah-i بِسْمِ *bi-sm<sup>i</sup> 'l-lāh<sup>i</sup>*, al-.hamd-u li-l-l\_ah-i الْحَمْدُ لِلّهِ *al-ḥamd<sup>u</sup> li-l-lāh<sup>i</sup>*, li-l-l\_ah-i 'l-qA'il-u الْقَائِلُ لِلّهِ *li-l-lāh<sup>i</sup> 'l-qā'il<sup>u</sup>*.

**The conjunctive الَّذِي** Although it is compounded of the article اَلْ, the demonstrative letter ل and the demonstrative pronoun ذَا, both masculine and feminine forms that are written defectively are encoded alla\_dI and allatI respectively. Forms starting with the connective 'alif are encoded 'lla\_dI and 'llatI:—

'a\_hAfu mina 'l-malik-i 'lla\_dI ya.zlimu 'l-nAs-a أَخَافُ مِنَ الْمَلِكِ 'ahāfu mina 'l-malik<sup>i</sup> 'lladī yazlimu 'n-nās<sup>a</sup>, `udtu 'l-`say\_h-a 'lla\_dI huwa marI.duN عُدْتُ الشَّيْخَ الَّذِي هُوَ مَرِيضٌ 'udtu 'š-šayh<sup>a</sup> 'lladī huwa marīd<sup>un</sup>, mA 'anA bi-'lla\_dI qA'iluN la-ka `say'aN مَا أَنَا بِالَّذِي قَائِلٌ لَكَ شَيْئًا mā 'anā bi-'lladī qā'il<sup>un</sup> la-ka šay'<sup>an</sup>.

'ari-nA 'lla\_dayni 'a.dallA-nA mina 'l-jinn-i wa-'l-'ins-i أَرِنَا الَّذِينَ الَّذِينَ أَضَلَّانَا مِنَ الْجِنِّ وَالْإِنْسِ 'ari-na 'lladayni 'adallā-nā mina 'l-ḡinn<sup>i</sup> wa-'l-'ins<sup>i</sup>.

The other forms are encoded regularly as al-l or 'l-l:—

fa-'innA na\_dkuru 'l-.sawt-ayni 'l-la\_dayni rawaynA-humA `an ja.h.zaT-a فَإِنَّا نَذْكُرُ الصَّوْتَيْنِ اللَّذَيْنِ رَوَيْنَاهُمَا عَنْ جَهْظَةِ 'fa-'innā nadkuru 'š-šawt<sup>ayni</sup> 'l-ladayni rawaynā-humā `an Ġaḥẓat<sup>a</sup>.

And also: al-la\_dAni اللَّذَانِ *al-ladāni*, al-la\_dayni اللَّذَيْنِ *al-ladayni*, al-latAni اللَّتَانِ *al-latāni*, al-latayni اللَّتَيْنِ *al-latayni*, al-lAtI اللَّاتِي *al-lātī*, al-lA' |Ati<sup>26</sup> اللَّائِي *al-lā'ātī*, al-lA' I اللَّائِي *al-lā'ī*, and so forth.

<sup>24</sup>Note the “pipe” character ‘|’ here after yA and below after fa before footnote mark 25: it is needed by the **dmg** transliteration mode as in this mode any vowel at the commencement of a word preceded by a word that ends with a vowel, either short or long, is absorbed by this vowel viz. ‘alā ʔ-ṭarīq<sup>i</sup>. See section 4.5 on page 24 on the “pipe” and section 8 on page 40 on **dmg** mode.

<sup>25</sup>See note 24.

<sup>26</sup>Note here the “pipe” character ‘|’: as already stated on page 16, the sequence 'A usually encodes 'alif with hamzah followed by 'alif of prolongation, which is represented in writing 'alif with maddah: ٱ. The “pipe” character prevents this rule from being applied. See section 4.5 on page 24.

## 4.4 Quoting

It is here referred to “quoting” after the `arabtex` package.<sup>27</sup> The “quoting” mechanism of `arabluatex` is designed to be very similar in effect to the one of `arabtex`.

To start with an example, suppose one types the following in `novoc` mode: عَلَّمَ علم الهيئة; is it عَلَّمَ, *he was taught the science of astronomy*, or عَلَّمَ, *he taught the science of astronomy*? In order to disambiguate this clause, it may be sensible to put a *dammah* above the first عَلَّمَ علم الهيئة, which is achieved by “quoting” the vowel u, like so: `ullima, or, with no other vowel than the required u: `ullm.

This is how the “quoting” mechanism works: metaphorically speaking, it acts as a *toggle switch*. If something, in a given mode, is supposed to be visible, “quoting” hides it; conversely, if it is supposed not to, it makes it visible.

As shown above, “quoting” means inserting one straight double quote (") *before* the letter that is to be acted upon. Its effects depend on the mode which is currently selected, either `novoc`, `voc` or `fullvoc`:—

**novoc** In this mode, “quoting” essentially means make visible something that ought not to be so.

- (a) Quoting a vowel, either short or long, makes the *dammah*, *fathah* or *kasrah* appear above the appropriate consonant:—

`ullima `ilm-a 'l-hay'aT-i علم الهيئة 'ullima 'ilm<sup>a</sup> 'l-hay'at<sup>i</sup>,  
ya.gz"UA يغزوا *yagzū*.

- (b) The same applies when “quoting” the *tanwīn*:—

wa-'innA sawfa tudriku-nA 'l-manAyA muqadd"araT"aN وإنا سوف  
تدريكم المنيأ مقدرًا *wa-'innā sawfa tudriku-na 'l-manāyā muqaddarat<sup>an</sup>*.

- (c) If no vowel follows the straight double quote, then a *sukūn* is put above the preceding consonant:—

qAla isma`" قال اسمع qāla 'sma', jA'at" hinduN جاءت هند gā'at  
Hind<sup>un</sup>, `sabIhuN bi-man q"u.ti`at" qadamA-hu شبيه بمن قطعت  
قدماء *šabīh<sup>un</sup> bi-man quṭi'at qadamā-hu*.

- (d) At the commencement of a word, the straight double quote is interpreted as *ʿalif<sup>u</sup>* *ʿl-waṣl<sup>i</sup>*:—

wa-"ust"u`mila وأستعمل *wa-'stu'mila*, huwa "inhazama هو أنهم *huwa*  
*'nhazama*, al-"intiqA.d-u الانتقاض *al-intiqāḍ<sup>u</sup>*.

**voc** In accordance with the general rule, in this mode, “quoting” makes the vowels and the *tanwīn* disappear, should this feature be required for some reason:—

- (a) Short and long vowels:—

<sup>27</sup>See Lagally (2004, p. 22)

q"Ala q"A'iluN قَالَ *qāla qā'il<sup>un</sup>*, ibn-u 'abI 'u.saybi`aT-  
 "a أَصْبَعَةُ *Ibn<sup>u</sup> 'Abī 'Uṣaybi'at<sup>a</sup>*.

(b) *tanwīn*:—

madInaT"aN مَدِينَةٌ *madīnat<sup>an</sup>*, bAb"aN بَابًا *bāb<sup>an</sup>*, hud"aN\_A هُدًى *huda<sup>n</sup>*,  
 ^say'"iN سَيِّئٌ *say<sup>in</sup>*.

One may more usefully “quote” the initial vowels to write the *waṣlah* above the *ʿalif* or insert a straight double quote after a consonant not followed by a vowel to make the *sukūn* appear:—

(a) *ʿalif<sup>u</sup> ʿl-waṣl<sup>i</sup>*:—

fI "istiq.sA'-iN فِي اسْتِقْصَاءٍ *fi 'stiqṣā'<sup>in</sup>*, wa-"istiq.sA'-uN وَأَسْتِقْصَاءٌ  
*wa-'stiqṣā'<sup>un</sup>*, qAla "uhrub fa-lan tuqtala قَالَتْ أَهْرُبُ فَلَنْ تُقْتَلَ  
*'hrub fa-lan tuqtala*.

(b) *sukūn*:—

qAla "uqtul" fa-lan tuqtala قَالَتْ أَقْتُلُ فَلَنْ تُقْتَلَ *qāla 'qtul fa-lan tuq-*  
*tala*, mA jA'at" mini imra'aTiN مَا جَاءَتْ مِنْ امْرَأَةٍ *mā ḡā'at mini*  
*'mra'at<sup>in</sup>*, kam" qad" ma.dat" min" laylaTiN كَمْ قَدْ مَضَتْ مِنْ لَيْلَةٍ *kam*  
*qad maḍat min laylat<sup>in</sup>*.

**fullvoc** In this mode, “quoting” can be used to take away any short vowel (or *tanwīn*, as seen above) or any *sukūn*:—

al-jamr-u 'l-.sayfiyy-u 'lla\_dI kAna bi-q"rAn" |nUn-a أَجْرُ الصَّيْفِيِّ  
 al-ḡamr<sup>u</sup> 'ṣ-sayfiyy<sup>u</sup> 'lladī kāna bi-Qrānnūn<sup>a</sup>.

#### 4.4.1 Quoting the hamzah

As said above in section 4.2 on page 15, the *hamzah* is always written ⟨ ' ⟩, its carrier being determined by contextual analysis. “Quoting” that straight single quote character like so: ⟨ " ' ⟩ allows to determine the carrier of the *hamzah* freely, without any consideration for the context. Table 5 gives the equivalents for all the possible carriers the *hamzah* may take.

Letter	Transliteration <sup>28</sup>			ArabT <sub>E</sub> X notation
	dmg	loc	arabica	
ء	ʾ	,	ء	" ' "

Table 5: “Quoted” *hamzah*

<sup>28</sup>See below section 8 on page 40.

Letter	Transliteration			ArabTeX notation
	dmg	loc	arabica	
آ	'ā	'ā	'ā	A''
أ	'	'	'	a''
إ	'	'	'	u''
ؤ	'	'	'	w''
إ	'	'	'	i''
ي	'	'	'	y''

Table 5: “Quoted” *hamzah*

As one can see from table 5 on the previous page, the carrier of the *hamzah* is inferred from the letter that precedes the straight double quote ("). Of course, any “quoted” *hamzah* may take a short vowel, which is to be written *after* the ArabTeX equivalent for the *hamzah* itself, namely ('). For example,  $\text{أُ}$  is encoded  $\langle w'' 'a \rangle$ , while  $\text{ؤُ}$  is encoded  $\langle w'' '' \rangle$ . In the latter example, the second straight double quote encodes the *sukūn* in voc mode in accordance with the rule laid above on pages 22–23.

'a`dA'ukum أَعْدَاؤُكُمْ 'a`dā'ukum, 'a`dA|'' 'ukum أَعْدَاءُكُمْ 'a`dā'ukum, 'a`dA'ikum  
أَعْدَائِكُمْ 'a`dā'ikum, 'a`dA|'' 'ikum أَعْدَاءُكُمْ 'a`dā'ikum.

## 4.5 The “pipe” character (|)

In the terminology of ArabTeX, the “pipe” character (|) is referred to as the “invisible consonant”. Hence, as already seen above in section 4.4.1 on the preceding page, its usage to encode the *hamzah* alone, with no carrier: |'' ء.

Aside from that usage, the “pipe” character is used to prevent almost any of the contextual analysis rules that are described above from being applied. Two examples have already been given to demonstrate how that particular mechanism works in note 24 on page 21 and in note 26 on page 21. One more example follows:—

bi-qrAn|nUn-a بِقْرَانُونُ *bi-Qrānnūn*<sup>a</sup>, “in Crannon” (Thessaly, Greece).<sup>29</sup>

As one can see, the “pipe” character between the two  $\langle n \rangle$  prevents the necessary *tašdīd* rule (page 17) from being applied.

## 4.6 Putting back on broken contextual analysis rules

In complex documents such as critical editions where footnotes and other kind of annotations can be particularly abundant, the contextual analysis rules that are described above may be broken by L<sup>A</sup>T<sub>E</sub>X commands. To take an example, consider the following:—

<sup>29</sup>See more context on the previous page.



```

1 This is wrong:
2   \begin{arab}[fullvoc]
3     fa-lammA ra'aW\LRfootnote{A footnote which interferes with the
4       contextual analysis.} 'l-na^gma...
5   \end{arab}

```

This is wrong:

قَلْبًا رَأَوْا<sup>a</sup> النَّجْمَ...

---

<sup>a</sup> A footnote which interferes with the contextual analysis.

According to the rule stated on page 19, the diphthong in *ra'aw* must be resolved into two simple vowels before the *'alif<sup>u</sup>* *'l-waṣl<sup>i</sup>*, as رَأَوْا النَّجْمَ.

`\arbnnull` The `\arbnnull` command is provided so as to put back on contextual analysis rules in such situations. It takes as argument the word that must be brought back for any given rule to be applied as it ought to. Depending on the contexts that have to be restored, `\arbnnull` may be found just after or before Arabic words.

In any case, *no space must be left* after or before the Arabic word that `\arbnnull` is applied to.

The following shows how the Arabic should have been written in the preceding example and gives further illustrations of the same technique:—

```

1   \begin {arab}[fullvoc]
2     fa-lammA ra'aW\arbnnull{'l-na^gma}\LRfootnote{A footnote which
3       interferes with the contextual analysis.} 'l-na^gma...
4
5     qAla\LRfootnote{A footnote which interferes with the contextual
6       analysis.} \arbnnull{qAla}uhrub fa-lan tuqtala.
7
8     \uc{z}ayduN\arbnnull{ibnu}\LRfootnote{A footnote which
9       interferes with the contextual analysis.}
10    \arbnnull{zayduN}ibn-u \uc{'a}mriNU.\LRfootnote{See
11      \vref{fn:zayd-is-son}.}
12  \end{arab}
13
14  \begin{arab}[trans]
15    \uc{z}ayduN\arbnnull{ibnu}\LRfootnote{A footnote which
16      interferes with the contextual analysis.}
17    \arbnnull{zayduN}ibn-u \uc{'a}mriNU.\LRfootnote{See
18      \vref{fn:zayd-is-son}.}
19  \end{arab}

```

فَلَمَّا رَأَوْا<sup>a</sup> النَّجْمَ...  
 قَالَ<sup>b</sup> أَهْرَبْ فَلَنْ تَقْتُلَ.  
 زَيْدٌ<sup>c</sup> ابْنُ عَمْرٍو<sup>d</sup>.

*Zayd<sup>unie</sup> 'bn<sup>u</sup> Amr<sup>in</sup>!*<sup>f</sup>

<sup>a</sup>A footnote which interferes with the contextual analysis.

<sup>b</sup>A footnote which interferes with the contextual analysis.

<sup>c</sup>A footnote which interferes with the contextual analysis.

<sup>d</sup>See note 22 on page 19.

<sup>e</sup>A footnote which interferes with the contextual analysis.

<sup>f</sup>See note 22 on page 19.

## 4.7 Stretching characters: the taṭwīl

A double hyphen <- -> stretches the ligature in which one letter is bound to another. Although it is always better to rely on automatic stretching, this technique can be used to a modest extent, especially to increase legibility of letters and diacritics which stand one above the other:—

.hunayn-u bn-u 'is.h--\_aq-a حُنَيْنُ بْنُ إِسْحَاقَ *Hunayn<sup>u</sup> bn<sup>u</sup> 'Ishāq<sup>a</sup>*

## 4.8 Digits

### 4.8.1 Numerical figures

The *Indian numbers*, *ar-raqam<sup>u</sup> 'l-hindiyy<sup>u</sup>*, are ten in number, and they are compounded in exactly the same way as our numerals:—

1874 ١٨٧٤, 123-456,789 ١٢٣-٤٥٦,٧٨٩, fI sanaT-i 1024 ١٠٢٤ فِي سَنَةِ

### 4.8.2 The abjad

The numbers may also be expressed with letters from right to left arranged in accordance with the order of the Hebrew and Aramaic alphabets (see Wright 1896, i. 28 B–C). The *abjad* numbers are usually distinguished from the surrounding words by a stroke placed over them.

`\abjad` *abjad* numbers are inserted with the `\abjad{<number>}` command in any of the `voc`, `fullvoc` and `novoc` modes, where <number> may be any number between 1 and 1999, like so:—

`\abjad{45}` kitAbu-hu fI 'l-`AdAt-i مَكَّابُهُ فِي الْعَادَاتِ 45 *kitābu-hu fi*  
*'l-ādāt<sup>i</sup>.*

REM. *a.* As can be seen in the above given example, `arabluatex` expresses the *ʿabǧad* numbers in Roman numerals if it finds the `\abjad` command in any of the transliteration modes.

REM. *b.* `\abjad` may also be found outside Arabic environments. In that case, `arabluatex` does not print the stroke as a distinctive mark over the number for it is not surrounded by other Arabic words. In case one nonetheless wishes to print the stroke, he can use the `\aemph` command that is described below in section 4.10 on the next page:—

The `\arb[trans]{ʿabjad}` number for 1874 is `\abjad{1874}` The *ʿabǧad* number for 1874 is غضعد.

The `\arb[trans]{ʿabjad}` number for 1874 is `\aemph*{\abjad{1874}}` The *ʿabǧad* number for 1874 is غَضْعَد.

`\abjad` may also be used to convert values of counters into *ʿabǧad* numbers, like so:—

```
1 The \arb[trans]{ʿabǧad} number for the current page (\thepage) is
2   \abjad{\thepage}.
```

The *ʿabǧad* number for the current page (27) is ڤ.

This technique can be used to produce abjad-numbered lists as will be demonstrated on page 54.

## 4.9 Additional characters

In the manuscripts, the unpointed letters, *al-ḥurūfu ʿl-muḥmalatu*, are sometimes further distinguished from the pointed by various contrivances, as explained in Wright (1896, i. 4 B–C). One may find these letters written in a smaller size below the line, or with a dot or another mark below. As representing all the possible contrivances leads to much complexity and also needs to be agreed among scholars, new ways of encoding them will be proposed and gradually included as `arabluatex` will mature.

For the time being, the following is included:—

Letter	Transliteration <sup>30</sup>			ArabTeX notation
	dmg	loc	arabica	
ب	<i>b</i>	<i>b</i>	<i>b</i>	.b
د	<i>d</i>	<i>d</i>	<i>d</i>	ˆd
ف	<i>f</i>	<i>f</i>	<i>f</i>	.f
ق	<i>q</i>	<i>q</i>	<i>q</i>	.q
ك	<i>k</i>	<i>k</i>	<i>k</i>	.k
ن	<i>n</i>	<i>n</i>	<i>n</i>	.n
⸀	(	(	(	((
⸁	)	)	)	))

Table 6: Additional Arabic codings

<sup>30</sup>See below section 8 on page 40.

'afAman.tUs Gal.(M) .fmn.n.ts (sic) Gal.(E1), أفامنطوس Gal.(M) مُنطس (sic) Gal.(E1), 'afāmanṭūs Gal.(M) fmnṭs (sic) Gal.(E1).

## 4.10 Arabic emphasis

As already seen in section 4.8.2 on page 26, the *abjad* numbers are distinguished from the surrounding words by a stroke placed over them. This technique is used to distinguish further words that are proper names or book titles.

`\aemph` One may use the `\aemph{⟨Arabic text⟩}` command to use the same technique to emphasize words, like so:—

`\abjad{45}: kitAbu-hu \aemph{fI 'l-`AdAt-i}` كِتَابُهُ فِي الْعَادَاتِ 45: *kitābu-hu fī l-`Ādāt<sup>i</sup>*.

REM. *a.* As the above example shows, `arabluatex` places the horizontal stroke *under* the emphasized words in any of the transliteration modes.

REM. *b.* `\aemph*` is also provided should one wish to always have the horizontal stroke printed over the emphasized words, like so: `\abjad{45}: kitAbu-hu \aemph*{fI 'l-`AdAt-i}` كِتَابُهُ فِي الْعَادَاتِ 45: *kitābu-hu fī l-`Ādāt<sup>i</sup>*.

New feature  
v1.9.2

`\aemph*`

## 5 Arabic poetry

`arabluatex` provides a special environment for typesetting Arabic poetry. Every line in this environment must end with `\\`.

`arabverse` The `arabverse` environment may take up to six optional ‘named arguments’ each of which is set using the syntax `⟨key⟩=⟨value⟩`, like so:—

```
1 \begin{arabverse}[key1=value1, key2=value2, ...]
2   <verses>
3 \end{arabverse}
```

The description of the optional arguments follows:—

`mode` `mode=⟨mode⟩`, either `voc`, `fullvoc`, `novoc` or `trans`. The default mode is the one that is set at load time as already seen section 2.2 on page 5.

`width` `width=⟨length⟩` Default: 0.3\linewidth  
The default width of each hemistich that the verse consists of. It may be expressed in any accepted unit of measurement, such as 4cm or 2in. However, one must keep in mind that the total length of the two hemistichs added to the one of the gutter that separates them must not exceed the length of the base line, unless one wishes to have the hemistichs distributed on subsequent lines.

`gutter` `gutter=⟨width⟩` Default: 0.15 x (hemistich width)

The gutter consists of the blank space that is between the two hemistichs. By default, it is commensurate with the width of the hemistich, but it may be expressed in any accepted unit of measurement as well.

`metre` `metre=⟨name⟩` Default: none

If the name of the metre is expressed, it is printed after the lines and set flush left in `voc`, `fullvoc` and `novoc` modes or flush right in `trans` mode.

`delim`      `delim=true|false`      Default: false

This named argument does not need a value as it defaults to `true` if it is used. If so, a delimiter is printed between each of the hemistichs. By default, it is set to the ‘star’ character ‘\*’. The `\SetHemistichDelim{<delimiter>}` command may be used at any point of the document to change this default setting.

`\SetHemistichDelim`

`utf`      `utf=true|false`      Default: false

As the preceding one, this named argument does not need a value as it defaults to `true` if it is used. If so, Unicode Arabic input is expected in the `arabverse` environment instead of ASCII ArabTeX or Buckwalter input schemes. See section 10 on page 48 for more details.

`color`      `color=<color name>`      Default: not set

The color in which lines of poetry are to be rendered.

New feature  
v1.13

`export`      `export=true|false`      Default: false

This named argument does not need a value as it defaults to `true` if it is used. If `export` is set as a global option as well (see above on page 6), all the lines will be converted to Unicode and exported to the external selected file. See below section 12 on page 58 for more details.

New feature  
v.1.13

`\bayt`      Inside the `arabverse` environment, each line is typeset by the `\bayt` command which takes two mandatory arguments and may accept one optional argument.<sup>31</sup> Additionally, every `\bayt` command *must* be followed with `\\` like so:—

```
\bayt{<ṣadr>}[<tadwīr>] {<ağuz>}\\
```

That two subsequent hemistichs should be connected with one another is technically named *tadwīr*. Should that happen, either the *ṣadr* or the *ağuz* or both of them, may be connected to one another by letters that are naturally bound to the following or the preceding ones over the *tadwīr*. The optional argument of the `\bayt` command is designed to deal with the various situations that may arise:—

- (a) If the two hemistichs be connected with one another by a prominent horizontal flexible stroke, the *taṭwīl* should be used, like so: `[--]` (see section 4.7 on page 26). Of course, the ending word of the *ṣadr* and the word at the commencement of the *ağuz* must have the *taṭwīl* too so that the proper shapes of the letters be selected. Consider for example the following:—

```
1 \begin{arabverse}[mode=fullvoc, width=.3\linewidth]
2   \bayt{la 'ar_A man `ahidtu fI-hA fa-'abkI
      'l---}[--]{---yawma
3     dalhaN wa-mA yaruddu 'l-bukA'u}\\
4 \end{arabverse}
```

<sup>31</sup>A ‘starred’ version `\bayt*` is also defined. `arabluatex` uses it internally when `export` is set to `true` to instruct some Lua functions that lines of poetry have already been processed. That aside, `\bayt` and `\bayt*` do the same, and only `\bayt` should be used.

لَا أَرَى مَنْ عَهِدْتُ فِيهَا فَأُبْكِي الْيَوْمَ دَهْلًا وَمَا يَرُدُّ الْبُكَاءُ

As one can see, *triple hyphens* have been used. In the *ṣadr*, the first hyphen triggers the rules that are related to the definite article and the *ʿalif*<sup>32</sup>, while the following two select the figure of the letter *lām* connected with a following letter. In the *ʿağuz*, the last two hyphens select the letter *yā* connected with a preceding letter, while the first one is simply discarded in this mode, but still may appear as it should, if the *trans* mode be selected:—

```
1 \begin{arabverse}[mode=trans, width=.4\linewidth]
2 \bayt{1A 'ar_A man `ahidtu fI-hA fa-'abkI
   'l---}{--}{---yawma
3 dalhaN wa-mA yaruddu 'l-bukA'u}\\
4 \end{arabverse}
```

lā 'arā man 'ahidtu fī-hā fa-'abki 'l- -yawma dālḥ<sup>an</sup> wa-mā yaruddu 'l-bukā'u

- (b) In some other cases, it may seem difficult, if not fairly impossible, to split a given word into two parts. This happens mostly because of the *šaddah*. Consider for example the following:—

```
1 \begin{arabverse}[mode=fullvoc, width=.25\linewidth,
   gutter=1cm]
2 \bayt{.gayra 'annI qad 'asta`Inu `al_A 'l-ha--}{--mmi
   ]{'i_dA
3 _haffa bi-'l-_tawiyi 'l-na^gA'u}\\
4 \bayt{bi-zaf--UfiN ka-'anna-hA hiq--laTuN}[ 'ummu ]{ri'AlIN
5 dawwiyyaTuN saqfA'u}\\
6 \end{arabverse}
```

غَيْرَ أَنِّي قَدْ أَسْتَعِينُ عَلَى الْهَمِّ إِذَا خَفَّ بِالْثَوِيِّ النَّجَاءُ  
بِزَفُوفٍ كَانَتْهَا هِقْلَةٌ أَمْ رِثَالٍ دَوِيَّةٌ سَقْفَاءُ

In the first line, the word *أَلْهَمَ* should be split into *أَلْهَمَ* as the first part of it belongs to the *ṣadr* and the second to the *ʿağuz*. One solution to avoid splitting this word in such a way is to write inside the *tadwīr* the part of it that belongs to either hemistich, without omitting to add a space after it. In the second line,

<sup>32</sup>See section 4.2 on page 18

the word  $\text{أَمْ}$  should be split into  $\text{أَمْ}$ , so that the only way to avoid splitting it into two parts is to write it all inside the *tadwīr*. In that case, as the word is to be placed in the middle, it has been surrounded by spaces.

**Sealing and distortion of characters** The `arabverse` environment and the `\bayt` command are designed to typeset the verses in a two-column, fixed width layout. This may result in a somewhat distorted text. Should that happen, one may adapt the layout by modifying the values of the above described `width` and `gutter` named arguments until the visual aspect of the layout be satisfactory. It has to be noted that distortion and warping may be even more perceptible in Roman than in Arabic characters.

**Footnotes** Footnotes are not set by default inside the `\bayt` command, but there are two easy ways to have them printed.

If they are little in number, each footnote may be split into pairs of `\footnote mark{}` (please mind the braces or “declare” `footnotemark` using `\MkArbBreak` to take it out of the Arabic environment<sup>33</sup>) in the argument of the `\bayt` command and `\footnotetext` outside the `\bayt` command.

If the footnotes are abundant in number, it is advised to load the `footnotehyper` package which `arabluatex` will then use to typeset any kind of footnote that is called from the arguments of the `\bayt` command.<sup>34</sup>

**Line numbering** Inside the `arabverse` environment, the `linenumbers` environment of the `lineno` package can be used to have the lines of succeeding verses numbered. Please refer to the documentation of this package for more information or to the example below for a basic implementation of this technique.

## 5.1 Example

Here follow the first lines of *Imru'u l-Qaysi's Mu'allaqah*. In this example, `\SetArbDflt*` has been selected so as to mark the *ʿidgām* that is fit to this declamatory poetry:—<sup>35</sup>

```
1 \begin{arab}[fullvoc]
2   qAla \uc{i}mru'u 'l-\uc{q}aysi fI mu`allaqati-hi:
3 \end{arab}
4
5 \begin{arabverse}[mode=fullvoc, metre={(al-.darbu 'l-_tAnI mina
6   'l-`arU.di 'l-'_U1_A mina 'l-.tawIli)}}]
```

<sup>33</sup>See section 11.1 on page 51.

<sup>34</sup>The `footnote` package can also be used for the same effect. However, it must be loaded *after* `arabluatex`.

<sup>35</sup>Please note that for the time being only the assimilation rules that are laid on item (b) on page 17 are applied. See section 2.2.1 on page 6 for more information. None of the editions of the *Mu'allaqāt* that I know of feature the *ʿidgām* in the Arabic text, although it is often strongly marked in declamation.

```

7 \SetArbDflt*
8 \begin{linenumbers*}
9 \bayt{qifA nabki min _dikr_A .habIbiN wa-manzili}{bi-saq.ti
10 'l-liw_A bayna \uc{'l-d}a_hUli fa-\uc{.h}awmali}\\
11 \bayt{fa-\uc{t}U.di.ha fa-'l-\uc{m}iqrATi lam ya`fu
12 rasmu-hA}{limA nasa`gat-hA min `ganUbiN wa-`sam'ali}\\
13 \bayt{tar_A ba`ara 'l-'ar'Ami fI `ara.sAti-hA}{wa-qI`Ani-hA
14 ka-'anna-hu .habbu fulfuli}\\
15 \bayt{ka-'annI .gadATa 'l-bayni yawma ta.hammalUA}{lad_A
16 samurAti 'l-.hayyi nAqifu .han.zali}\\
17 \bayt{wuqUfaN bi-hA .sa.hbI `alayya ma.tiyya-hum}{yaqUlUna lA
18 tahlik 'asaN_A wa-ta`gammali}\\
19 \bayt{wa-'inna `sifa'I `abraTuN muharAqaTuN}{fa-hal `inda
rasmIN
20 dAsiriN min mu`awwali}\\
21 \end{linenumbers*}
22 \end{arabverse}

```

قَالَ أَمْرُؤُ الْقَيْسِ فِي مَعْلَقَتِهِ:

1	بَسَقَطَ اللَّوَى بَيْنَ الدَّخُولِ فَخَوَّلَ	فَقَنَا نَبِكُ مِنْ ذِكْرِي حَبِيبٌ وَمَنْزِلُ
2	لَمَّا نَسَجْتَهَا مِنْ جَنُوبٍ وَشَمَالٍ	فَتَوَضَّعَ فَاَلْمَقْرَأَةُ لَمْ يَعْفُ رَسْمُهَا
3	وَقِيَعَانِهَا كَأَنَّهُ حَبٌّ فَلَفُلٍ	تَرَى بَعَرَ الْأَرَامِ فِي عَرَصَاتِهَا
4	لَدَى سَمَرَاتٍ أَلْحَى نَافِقُ حَنْظَلٍ	كَأَنِّي غَدَاةَ الْبَيْنِ يَوْمَ تَحَلَّلُوا
5	يَقُولُونَ لَا تَهْلِكُ أَسَى وَتَجَلَّى	وَوُفُوفًا بِهَا صَحْبِي عَلَيَّ مَطْلَبُهُمْ
6	فَهَلْ عِنْدَ رَسْمٍ دَاسِرٍ مِنْ مُعَوَّلٍ	وَإِنْ شِفَائِي عَبْرَةُ مَهْرَاقَةٍ

(الضَرْبُ الثَّانِي مِنَ الْعَرُوضِ الْأُولَى مِنَ الطَّوِيلِ)

*qāla Imru'ū 'l-Qaysi fī mu'allaqati-hi:*

1	<i>qifā nabki min dīkrā ḥabīb<sup>iw</sup> wa-manzili</i>	<i>bi-saqti 'l-liwā bayna 'd-Daḥūli fa-Ḥawmali</i>
2	<i>fa-Tūḍiḥa fa-'l-Migrāti lam ya`fu rasmu-hā</i>	<i>limā nasaḡat-hā min ḡanūb<sup>iw</sup> wa-šam`ali</i>
3	<i>tarā ba`ara 'l-'ar`āmi fī `arašāti-hā</i>	<i>wa-qī`āni-hā ka-'anna-hu ḥabbu fulfuli</i>
4	<i>ka-'annī gadāta 'l-bayni yawma taḥammalū</i>	<i>ladā samurāti 'l-ḥayyi nāqifu ḥanzali</i>
5	<i>wuqūf<sup>un</sup> bi-hā šaḥbī `alayya maṭiyya-hum</i>	<i>yaqūlūna lā tahlik `aṣa<sup>w</sup> wa-taḡammali</i>
6	<i>wa-'inna šifā`i `abrat<sup>um</sup> muharāqat<sup>un</sup></i>	<i>fa-hal `inda rasm<sup>in</sup> dāsir<sup>im</sup> mim mu`awwali</i>

(aḍ-ḍarbu 't-tānī min 'l-'arūḍi 'l-'ulā min 't-tawīli)



6 Special applications

**Linguistics** The same horizontal stroke as the *taṭwīl* (see section 4.7 on page 26) may be encoded  $\langle B \rangle$ ;  $\langle BB \rangle$  will receive the *tašdīd*. This is useful to make linguistic annotations and comments on vowels:—

Bu Ba Bi BuN BaN BiN  $\overset{\text{u}}{\text{---}} \overset{\text{a}}{\text{---}} \overset{\text{i}}{\text{---}}$   $\overset{\text{un}}{\text{u}}$   $\overset{\text{an}}{\text{a}}$   $\overset{\text{in}}{\text{i}}$ , BBu BBa BBi  $\overset{\text{u}}{\text{---}} \overset{\text{a}}{\text{---}} \overset{\text{i}}{\text{---}}$   $\overset{\text{u}}{\text{---}}$   $\overset{\text{a}}{\text{---}}$   $\overset{\text{i}}{\text{---}}$ , B--aN  
 $\overset{\text{u}}{\text{---}}$   $\overset{\text{a}}{\text{---}}$   $\overset{\text{i}}{\text{---}}$ , B"  $\overset{\text{u}}{\text{---}}$   $\overset{\text{a}}{\text{---}}$   $\overset{\text{i}}{\text{---}}$ .

**Brackets** The various bracket symbols are useful in technical documents such as critical editions for indicating that some words or some letters must be added or removed. `arabluatex` will automatically fit those symbols to the direction of the text. For the time being, the following symbols are supported:

- parentheses: `()`
- square brackets: `[]`
- angle brackets: `<>`
- braces: `{ }`

`\abrac`es Parentheses, square and angle brackets may be input directly at the keyboard; however, words or letters that are to be read between braces must be passed as arguments to the `\abrac`es command:—

```
1 \begin {arab}
2   \abrac{wa-qAla} 'inna 'abI kAna mina 'l-muqAtilaTi
3   wa-kAna--<--t> 'ummi min `u.zamA'i buyUti 'l-zamAzimaTi.
4   \end{arab}
```

{وَقَالَ} إِنَّ أَيْ كَانَ مِنَ الْمُقَاتِلَةِ وَكَانَتْ < أُمِّي مِنْ عُظَمَاءِ بَيُوتِ الزَّمَامَةِ.

**Additional Arabic marks** In addition to common letters, many symbols and ligatures are encoded in Arabic Unicode standard, such as honorifics consisting of complex ligatures, and annotation signs used in the *Qurʾān* or in classical poetry.

`\arbmark` `\arbmark[<rl>|<lr>]{<shorthand>}` can be used to insert such characters either in Unicode or in romanized Arabic environments. It takes as argument a shorthand defined beforehand in a default list which consists of the following at the time of writing:—

Codepoint	Shorthand	Glyph	Transliteration
FDFD	bismillah	بِسْمِ اللَّهِ الرَّحْمَنِ الرَّحِيمِ	bi-'smi 'Llāhi 'r-rahmāni 'r-rahīmi
FDF5	salam	صَلَام	ṣalla 'Llāhu 'alay-hi wa-sallama

Table 7: Additional Arabic marks

New feature  
v1.4.3

New feature  
v1.11

Codepoint	Shorthand	Glyph	Transliteration
FDFA	slm	سَلَامٌ	<i>ṣalla 'Lāhu 'alay-hi wa-sallama</i>
FDFB	jalla	جَلَالٌ	<i>ǧalla ǧalāla-hu</i>

Table 7: Additional Arabic marks

New feature  
v1.13

The mark to be inserted is determined by contextual analysis, or by an optional argument, either `rl` to have the Arabic glyph printed, or `lr` to print the transliterated equivalent.

New feature  
v1.11

`\newarbmark`

`\newarbmark` is also provided should one wish to define new marks in addition to the marks defined above. This command takes three arguments, like so:—

`\newarbmark{<shorthand>}{<RTL codepoint>}{<LTR rendition>}`

As regards the right-to-left codepoint, it may be either typed in Unicode or selected as Unicode codepoint. To that end, the  $\text{\LaTeX}$  command `\symbol{"XYZT}` or its plain  $\text{\TeX}$  variant `\char"XYZT\relax` may be used, where `XYZT` are uppercase hex digits (0 to 9 or A to F).

It is also possible to use the so-called ‘`^^^` notation’ like so: `^^^xyzt`, where `xyzt` are lowercase hex digits (0 to 9 or a to f).

As regards the third argument (left-to-right rendition), it may be either left empty or typed by means of `\arb[trans]{<arabtex code>}` so as to have it printed in romanized Arabic.

It must be noted that `\newarbmark` expects  $\text{\ArabTeX}$  input scheme inside `\arb[trans]{}` to the exclusion of buckwalter input scheme.

The example below provides an implementation of this technique. It may be observed that `\arbcOLOR` is used so as to have the marks printed in red:—

```

1 \SetArbDflt *
2 \newarbmark{sly}{\arbcOLOR[red]{^^^06d6}}{}
3 \newarbmark{jim}{\arbcOLOR[red]{^^^06da}}{}
4 \begin{arab}
5   sUraTu 'l-nisA'i, 19:
6 \end{arab}
7 \begin{center}
8   \begin{arab}
9     \arbmark{bismillah}
10  \end{arab}
11 \end{center}
12 \begin{arab}[fullvoc]
13   y_a'ayyuhA 'lla_dIna 'a'manUA lA ya.hillu la-kum 'an tari_tUA
14   'l-nisA'a karhaN\arbmark{sly} wa-lA ta`.dulU-hunna li-ta_dhabUA
15   bi-ba`.di mA 'a'taytumU-hunna 'illA 'an ya'tIna bi-fA.hi`saTiN

```

```

16 mubayyinaTiN\arbmark{jim} wa-`A^sirU-hunna
17 bi-'l-ma`rUfi\arbmark{jim} fa-'in karihtumU-hunna fa-`as_A_a
18 'an takrahUA ^say'aN wa-ya`g`ala 'l-l_ahu fI-hi _hayraN
19 ka_tIraN ((19))
20 \end{arab}

```


سُورَةُ النَّسَاءِ، ١٩:


بِسْمِ اللَّهِ الرَّحْمَنِ الرَّحِيمِ

يَا أَيُّهَا الَّذِينَ آمَنُوا لَا يَحِلُّ لَكُمْ أَنْ تَرْثُوا النِّسَاءَ كَرِهًا وَلَا تَعْضُلُوهُنَّ لِتَذْهَبُوا بِبَعْضِ مَا آتَيْتُمُوهُنَّ إِلَّا أَنْ يَأْتِيَنَّ بِفَاحِشَةٍ مُبِينَةٍ وَعَاشِرُوهُنَّ بِالْمَعْرُوفِ فَإِنْ كَرِهْتُمُوهُنَّ فَعَسَى أَنْ تَكْرَهُوا شَيْئًا وَيَجْعَلَ اللَّهُ فِيهِ خَيْرًا كَثِيرًا ﴿١٩﴾

## 6.1 The Qur'ān

This sub-part is destined to become a part of its own, as fine typesetting of Qur'ānic text is planned in the versions of arabluatex to come in the medium-term. New functions and new Arabic modes will be available as arabluatex will mature.

\ayah For the time being, \ayah{<3-digit number>} is provided so as to typeset the number of the *āyah* that it is referred to inside the dedicated mark—Unicode U+06DD: —in Arabic script or inside parentheses in romanized Arabic:—

\ayah{123}  (123).

An example follows:—

```

1 \SetArbDflt *
2 \newarbmark{alifsp}{~~~~0627}{\arb[trans]{'alif} }
3 \newarbmark{lamspace}{~~~~0644~~~~0653}{\arb[trans]{lAm} }
4 \newarbmark{mim}{~~~~0645~~~~0653}{\arb[trans]{mIm}}
5 \begin{arab}[fullvoc]
6 min ((sUraTi \uc{'l-b}aqaraTi)):
7 \end{arab}
8 \begin{arab}[fullvoc]
9 \arbmark{alifsp}\arbmark{lamspace}\arbmark{mim}~\ayah{1}
10 _d_alika 'l-kit_abu lA rayba fI-hi hudaN_A
11 li-l-muttaqIna~\ayah{2} 'lla_dIna yu'minUna bi-'l-.gaybi
12 wa-yuqImUna 'l-.sal_aUTa wa-mimMA razaqn_a-hum
13 yunfiqUna~\ayah{3}
14 \end{arab}

```

مِنْ ﴿سُورَةِ الْبَقَرَةِ﴾:  
 أَمْ ذَٰلِكَ الْكِتَابُ لَا رَيْبَ فِيهِ هُدًى لِّلْمُتَّقِينَ ﴿٢﴾ الَّذِينَ يُؤْمِنُونَ بِالْغَيْبِ وَيُقِيمُونَ الصَّلَاةَ وَمِمَّا رَزَقْنَاهُمْ  
 يُنْفِقُونَ ﴿٣﴾

*min (sūratī 'l-Baqarati):*  
*'alif lām mīm (1) dālīka 'l-kitābu lā rayba fī-hi hudā<sup>l</sup> li-l-muttaqīna (2)*  
*'lladīna yu'minūna bi-'l-ġaybi wa-yuqīmūna 'ṣ-ṣalāta wa-mimmā*  
*razaqnā-hum yunfiqūna (3)*

**Caveat** For some reason, most of the Arabic fonts do not show the number properly: some are only able to display at most two digits, while others display the digits outside the ‘end of *āyah*’ sign, let alone those that print the digits stacked. To the knowledge of the writer, this should be reported to the developers of those fonts.

## 7 Color

arabluatex is able to render in color either words, parts of words or diacritics. As the techniques implemented in this section may lead to some complexity, the reader should first become well acquainted with the following points:<sup>36</sup>—

- The “pipe” character (|, section 4.5 on page 24);
- ‘Quoting’ technique (section 4.4 on page 22), and more specifically ‘quoting the *hamzah*’ (on page 23);
- Putting back on broken contextual analysis rules (section 4.6 on page 24);
- Arabic marks (section 6 on page 33).

`\arbcolor` `\arbcolor` takes the text to be colored into `<color>` as an argument:—

`\arbcolor[<color>]{<Arabic text>}`

```

1 \begin{arab}
2   \arbcolor[red]{al-bAbu 'l-hAmisu} fI .tabaqAti 'l-'a.tibbA'i
3   'lla_dIna kAnUA mun_du zamAni \uc{^gAlInUsa} wa-qarIbaN
4   min-hu. \arbcolor[red]{\uc{^gAlInUsu}}: wa-li-na.da` 'awwalaN
5   kalAmaN kulliyyaN fI 'a_hbAri \uc{^gAlInUsa} wa-mA kAna
6   `alay-hi...
7 \end{arab}
8 \begin{arab}[trans]
9   \arbcolor[red]{al-bAbu 'l-hAmisu} fI .tabaqAti 'l-'a.tibbA'i
10  'lla_dIna kAnUA mun_du zamAni \uc{^gAlInUsa} wa-qarIbaN
    
```

<sup>36</sup>Regarding the colors themselves and the way new colors can be defined in addition to those that are already available, please refer to the `xcolor` package.

```

11 min-hu. \arbcOLOR[red]{\uc{^gAlInUsu}}: wa-li-na.da` 'awwalaN
12 kaLaMaN kulliyyaN fI 'a_hbAri \uc{^gAlInUsa} wa-mA kAna
13 `alay-hi...
14 \end{arab}

```

**البَابُ الْخَامِسُ فِي طَبَقَاتِ الْأَطِبَّاءِ الَّذِينَ كَانُوا مِنْدُ زَمَانِ جَالِينُوسَ وَقَرِيبًا مِنْهُ. جَالِينُوسُ: وَلَنْضَعُ أَوَّلًا**  
**كَلَامًا كُلِّيًّا فِي أَخْبَارِ جَالِينُوسَ وَمَا كَانَ عَلَيْهِ...**  
*al-bābu 'l-hāmisu fī ṭabaqāti 'l-aṭibbā'i 'lladīna kānū mundū zamāni*  
*Ġālīnūsa wa-qarīb<sup>an</sup> min-hu. Ġālīnūsu: wa-li-naḍa` 'awwal<sup>an</sup> kalām<sup>an</sup>*  
*kulliyy<sup>an</sup> fī 'aḥbāri Ġālīnūsa wa-mā kāna 'alay-hi...*

As this example shows, `\arbcOLOR` has been used to render headings in red with the same encoding both in vocalized and in romanized Arabic. The same technique also applies to syllables inside words. `arabluatex` takes care of selecting the appropriate shape of the letters while coloring them:—

‘voc’ mode:

```

i^stara\arbcOLOR[brown]{y}tu-hu bi- tama\arbcOLOR[red]{niN}
'a`\arbcOLOR[blue]{^ga}ba-ka أَجَبَكَ إِشْتَرَيْتُهُ بِمَنْ إِشْتَارَا yttu-hu bi-tama-
nin 'a'gaba-ka.

```

‘fullvoc’ mode:

```

i^stara\arbcOLOR[brown]{y}tu-hu bi- tama\arbcOLOR[red]{niN}
'a`\arbcOLOR[blue]{^ga}ba-ka أَجَبَكَ إِشْتَرَيْتُهُ بِمَنْ إِشْتَارَا yttu-hu bi-tama-
nin 'a'gaba-ka.

```

## 7.1 Tricks of the trade

**Diacritics** Depending on the mode selected, either `voc`, `novoc` or `fullvoc`, coloring the diacritics requires more attention for the insertion of `\arbcOLOR` may prevent contextual analysis from being applied.

Furthermore, depending on the surrounding letters, the standard encoding of short vowels  $\langle u, a, i \rangle$  may result either in diacritics or in a connective *ʿalif* with the *waṣlah* or its accompanying vowel. As for the *sukūn*, it is generated by contextual analysis. Thus applying colors to bare diacritics requires them to have specific encodings.

Table 8 gives the ArabTeX equivalents for the diacritics to be printed inside or just after `\arbcOLOR`.

Diacritic	Transliteration <sup>37</sup>			ArabTeX notation
	dmg	loc	arabica	
˘				
-	<i>a</i>	<i>a</i>	<i>a</i>	.a
˙				
-	<i>u</i>	<i>u</i>	<i>u</i>	.u
˘	<i>i</i>	<i>i</i>	<i>i</i>	.i
˙				
-				o

Table 8: ArabTeX diacritics for \arbcolor

The following examples show how the letters, or the diacritics above or under them or both the letters and the diacritics can be rendered in different colors:—

‘voc’ mode:

```
i^staraytu-hu bi-_taman\arbcolor[red]{iN} 'a`^g\arbcolor[red]
{.a}ba-ka أَشْتَرَيْتَهُ بِئِنَّ أَجَبَكَ ištarainytu-hu bi-taman 'aġaba-ka.

i^staraytu-hu bi-_tama\arbcolor[red]{n}iN 'a`\arbcolor[red]
{^g}.aba-ka أَشْتَرَيْتَهُ بِئِنَّ أَجَبَكَ ištarainytu-hu bi-taman 'aġaba-ka.

i^staraytu-hu bi-_tama\arbcolor[red]{n}\arbcolor[blue]{iN}
'a`\arbcolor[red]{^g}\arbcolor[blue]{.a}ba-ka أَشْتَرَيْتَهُ بِئِنَّ أَجَبَكَ
ištarainytu-hu bi-taman 'aġaba-ka.
```

‘fullvoc’ mode:

```
i^staray"\arbcolor[red]{o}tu-hu bi-_taman"\arbcolor[red]{iN}
'a`^g"\arbcolor[red]{.a}ba-ka أَشْتَرَيْتَهُ بِئِنَّ أَجَبَكَ ištarainytu-hu bi-taman
'aġaba-ka.

i^stara\arbcolor[red]{y"}otu-hu bi-_tama\arbcolor[red]{n"}iN
'a`\arbcolor[red]{^g"}.aba-ka أَشْتَرَيْتَهُ بِئِنَّ أَجَبَكَ ištarainytu-hu bi-taman
'aġaba-ka.

i^stara\arbcolor[red]{y"}\arbcolor[blue]{o}tu-hu bi-_tama\arb
color[red]{n"}\arbcolor[blue]{iN} 'a`\arbcolor[red]{^g"}\arb
color[blue]{.a}ba-ka أَشْتَرَيْتَهُ بِئِنَّ أَجَبَكَ ištarainytu-hu bi-taman 'aġaba-
ka.
```

As can be seen, fullvoc required the letters y, n and ^g before \arbcolor to be ‘quoted’. Otherwise, unwanted *sukūns* would have been generated because of the absence of a vowel after those consonants.

<sup>37</sup>See below section 8 on page 40.

**tanwīn** `\arbnul` must be used with *fathatān* (َ) so as to put back on contextual analysis rules:—

```
mu`allim\arbcOLOR[red]{\arbnul{m}aN} مُعَلِّمٌ mu`alliman,
istisqA'\arbcOLOR[red]{\arbnul{A'}aN} اِسْتِسْقَاءٌ istisqāan,
^say'\arbcOLOR[red]{\arbnul{ay'}aN} شَيْءٌ šayan,
^gAmi`aT|\arbcOLOR[red]{\arbnul{T}aN} جَامِعَةٌ ḡāmi`atan.
```

REM. Note that in the last example (*ḡāmi`at<sup>an</sup>*), the ‘pipe’ character has been inserted before `\arbcOLOR`. Otherwise, the `dmG` mode of the transliteration rules would have interpreted the *tā*’ *marbūṭah* as *final* (e.g. *h* instead of the expected *t*).<sup>38</sup>

The *tanwīn* preceding a ى conveys even more intricate business to the rendering with the utmost accuracy in both romanized and non-romanized modes. First, a new Arabic mark needs to be defined. It should print ى in Arabic script and not a thing in transliteration. It is to be appended after `\arbcOLOR`, like so:—

```
1 \newarbmArk {Y}{~~~~0649}{ }
2 \Arb{hud\arbcOLOR[red]{aN\arbnul{A}}\ArbmArk{Y}}
3 \Arb{trans}{hud\arbcOLOR[red]{aN\arbnul{A}}\ArbmArk{Y}}
```

هُدًى *hudā<sup>n</sup>*

**waṣlah and maddah** Both can be generated with the help of `\arbnul`:—

wa-\arbcOLOR[red]{\arbnul{wa}i}stisqA'uN وَأَسْتِسْقَاءٌ wa-`stisqā<sup>un</sup><sup>39</sup>.

fI "al".i-\arbcOLOR[red]{\arbnul{'l-}i}btidA'i فِي الْإِبْتِدَاءِ  
fi `li-`btidā`i.

\arbcOLOR[red]{'a'\arbnul{k}}kulu أَكُلُ ākulu,  
\arbcOLOR[red]{'A'\arbnul{k}}kiluN أَكِلُ ākil<sup>un</sup>.

The Unicode codepoint of the *maddah* is 0653, while bare *alif* is 0627. So:—

```
1 \newarbmArk {alifmaddahred}{~~~~0627\arbcOLOR[red]{~~~~0653}}%
2 {\Arb{trans}{\arbcOLOR[red]{'a'\arbnul{k}}}}
3 \Arb{\ArbmArk{alifmaddahred}kulu}
4 \Arb{trans}{\ArbmArk{alifmaddahred}kulu}.
```

أَكُلُ ākulu.

REM. In the preceding example, any consonant could have been passed as argument to the `\arbnul` command.

<sup>38</sup> See also on page 44 “Discarding the *‘i`rāb*” for more information.

<sup>39</sup> To the knowledge of the writer, the *waṣlah* alone is not part of the Arabic Unicode block.

**šaddah** In the following example, it is assumed that the *šaddah* above the letter ل in المَعْلُونِ, *al-mu‘allimūna*, is to be rendered in red. Thus the Arabic mark must generate the *šaddah* alone—of which the Unicode codepoint is 0651—in Arabic script and the letter ‘l’ in transliteration:—

```
1 \newarbmak {lamshaddah}{^^^^0651}{l}
2 \arb[fullvoc]{al-mu`al"\arbcOLOR[red]{\arbmark{lamshaddah}}.imUna}
3 \arb[trans]{al-mu`al"\arbcOLOR[red]{\arbmark{lamshaddah}}.imUna}.
```

المَعْلُونِ *al-mu‘allimūna*.

**The definite article and the euphonic tašdīd** The intricate business of rendering in color the initial *‘alif al-waṣl* of the definite article followed by a solar consonant must be unraveled.

From the examples provided above, in فِ النَّاسِ *fi ‘n-nāsi*, the initial *‘alif* *‘l-waṣl* can be rendered in red like so: `\arbcOLOR[red]{\arbnULL{al-}a}`. Then, the following two letters, namely l-n, must print the string *lām + nūn + šaddah* in Arabic, and exactly *n-n* in transliteration. Thus an Arabic mark is needed:—

```
1 \newarbmak {lnn}{^^^^0644^^^^0646^^^^0651}{n-n}
2 \arb[fullvoc]{fI\arbnULL{al-}
3 \arbcOLOR[red]{\arbnULL{al-}a}\arbmark{lnn}Asi}
4 \arb[trans]{fI\arbnULL{al-}
5 \arbcOLOR[red]{\arbnULL{al-}a}\arbmark{lnn}Asi}.
```

فِ النَّاسِ *fi ‘n-nāsi*.

**hamzah** The ‘quoting’ technique provides an easy way to determine the carrier of the *hamzah*, as shown in table 5 on page 23—:

yatasA\arbnULL{'a}\arbcOLOR[red]{|''}.alUna يَتَسَاءَلُونَ *yatasā‘a-lūna*, ^say\arbcOLOR[red]{|''}\arbnULL{'a}N شَيْئاً *šay‘an*, ^say\arbcOLOR[red]{|''}iN شَيْءٍ *šay‘im*, \arbcOLOR[red]{a''}.as\arbcOLOR[red]{y''}.ilaTuN أَسْئَلَةً *as‘ilatun*.

## 8 Transliteration

It may be more appropriate to speak of “romanization” than “transliteration” of Arabic. As seen above in section 2.2 on pages 5–9, the “transliteration mode” may be selected globally or locally.



New feature  
v1.8

This mode transliterates the ArabTeX input into one of the accepted standards. As said above on page 6, three standards are supported at present:

**dmg** *Deutsche Morgenländische Gesellschaft*, which was adopted by the International Convention of Orientalist Scholars in Rome in 1935.<sup>40</sup> **dmg** transliteration convention is selected by default;

**loc** *Library of Congress*: this standard is part of a large set of standards for romanization of non-roman scripts adopted by the American Library Association and the Library of Congress;<sup>41</sup>

**arabica** *Journal of Arabic and Islamic Studies/Revue d'études arabes et islamiques*: this standard is most widely used by scholars in the field of Arabic studies.<sup>42</sup>

More standards will be included in future releases of arabluatex.

`\SetTranslitConvention`

**Convention** The transliteration mode, which is set to **dmg** by default, may be changed at any point of the document by the `\SetTranslitConvention{<mode>}` command, where `<mode>` may be either **dmg**, **loc** or **arabica**. This command is also accepted in the preamble should one wish to set the transliteration mode globally, e.g.:—

```
1 \usepackage{arabluatex}
2 \SetTranslitConvention{loc}
```

`\SetTranslitStyle`

**Style** Any transliterated Arabic text is printed in italics by default. This also can be changed either globally in the preamble or locally at any point of the document by the `\SetTranslitStyle{<style>}` command, where `<style>` may be any font shape selection command, e.g. `\upshape`, `\itshape`, `\slshape`, and so forth.

New feature  
v1.4

`\SetTranslitFont`

**Font** `\SetTranslitFont{<font selection command>}` allows any specific font to be selected for rendering transliterated text with the font-selecting commands of the `fontspec` or `luaotfload` package. Of course, this font must have been defined properly. To take one example, here is how the *Gentium Plus* font can be used for rendering transliterated text:—

```
1 \newfontfamily\translitfont{Gentium Plus}[Ligatures=TeX]
2 \SetTranslitFont{\translitfont}
```

`\uc` **Proper names** Proper names or book titles that must have their first letters up-

<sup>40</sup>See Brockelmann et al. (1935).

<sup>41</sup>See <http://www.loc.gov/catdir/cpsd/roman.html> for the source document concerning Arabic language.

<sup>42</sup>See [http://www.brill.nl/files/brill.nl/specific/authors\\_instructions/ARAB.pdf](http://www.brill.nl/files/brill.nl/specific/authors_instructions/ARAB.pdf).

percased may be passed as arguments to the `\uc{⟨word⟩}` command. `\uc` is a clever command, for it will give the definite article *al-* in lower case in all positions. Moreover, if the initial letter, apart from the article, cannot be uppercased, viz. ‘ or ‘, the letter next to it will be uppercased:—

```
\uc{.hunayn-u} bn-u \uc{'is.h_aq-a} حُنَيْنُ بْنُ إِسْحَقَ Hunaynu bnu
Ishāqa, \uc{`u_tm_an-u} عُثْمَنُ Utmānu, .daraba \uc{zayd-u} bn-u
\uc{`h_alidiN} \uc{sa`d-a} bn-a \uc{`awf-i} bn-i \uc{`abd-i}
\uc{'l-l_ah-i} ضَرْبَ زَيْدُ بْنُ خَلْدٍ سَعْدُ بْنُ عَوْفٍ بْنِ عَبْدِ اللَّهِ daraba Zaydu bnu
Hālīdin Sa`da bna Awfi bni Abdi 'Llāhi.
```

However, `\uc` must be used cautiously in some very particular cases, for the closing brace of its argument may prevent a rule from being applied. To take an example, as seen above on page 20, the transliteration of مُحَمَّدٌ النَّبِيُّ must be *Muḥammad<sup>uni</sup> 'n-nabī*, as nouns having the *tanwīn* take a *kasrah* in pronunciation before *'alifu 'l-waṣli*. In that case, encoding مُحَمَّدٌ like so: `\uc{mu.hammaduN}` is wrong, because the closing brace would prevent `arabluatex` from detecting the sequence `⟨-uN⟩` immediately followed by `⟨'l-⟩`. Fortunately, this can be circumvented in a straightforward way by inserting only part of the noun in the argument of `\uc` viz. up to the first letter that is to be uppercased, like so: `\uc{m}u.hammaduN`.

**Hyphenation** In case transliterated Arabic words break the `TeX` hyphenation algorithm, one may use the `\-` command to insert discretionary hyphens. This command will be discarded in all of the Arabic modes of `arabluatex`, but will be processed by any of the transliteration modes:—

```
\uc{'abU} \uc{bakriN} \uc{mu\-.ham\_-madu} bnu \uc{za\_-ka \_-
riy\_-yA'a} \uc{'l-rAziyyu} أَبُو بَكْرٍ مُحَمَّدُ بْنُ زَكْرِيَّا الرَّازِيُّ Abū Bakrin Mu-
hammadu bnu Zakariyyāa 'r-Rāziyyu.
```

New feature  
v1.10

**‘Long’ proper names** `\uc` is also able to process proper names consisting of several subsequent words:—

```
\arb[trans]{\uc{'abU zaydiN .hunaynu bnu 'is.h_aqa 'l-`ibAdiyyu}}
'Abū Zaydin Hunaynu bnu Ishāqa 'l-Ibādiyyu.
```

New feature  
v1.10

`\prname` **Proper names outside Arabic environments** Transliterated proper names inserted in paragraphs of English text should be printed in the same typeface as the surrounding text. `\prname{⟨Arabic proper name⟩}` is provided to that effect:<sup>43</sup>—

- 1 From `\textcite[i. 23 C]{Wright}`:--- If the name following
- 2 `\arb[fullvoc]{ibnuN}` be that of the mother or the grandfather, the

<sup>43</sup>Just as `\uc`, `\prname` is also able to process proper names consisting of several subsequent words.

```

3 \arb[fullvoc]{a} is retained; as \arb[fullvoc]{`Is_A ibnu
   maryama},
4 \enquote{Jesus the son of Mary}; \arb[fullvoc]{`ammAru ibnu
5   man.sUriN}, \enquote{\prname{`ammAr} the (grand)son of
6   \prname{man.sUr}}.

```

From Wright (1896, i. 23 C):— If the name following <sup>ٱ</sup>ٱ be that of the mother or the grandfather, the ٱ is retained; as عِيسَى ٱبْنُ مَرْيَمَ, “Jesus the son of Mary”; عَمَّارُ ٱبْنُ مَنْصُورٍ, “Ammār the (grand)son of Manṣūr”.

The following example shows how `\prname` can be used in conjunction with the `nameauth` package to have Arabic proper names printed first in full then in partial forms:<sup>44</sup>—

```

1 \begin{nameauth}
2   \< Hunayn & \prname{'abU zayd} & \prname{.hunayn}, \prname{{i}bn
3     'is.h_aq al-`ibAdiyy} & > %
4   \< Razi & \prname{'abU bakr mu.hammad ibn zakariyyA'} &
5     \prname{al-rAziyy} & > %
6 \end{nameauth}
7
8 On first occurrence, proper names are printed as \Hunayn, \Razi.
9 Then as \Hunayn, \Razi.

```

On first occurrence, proper names are printed as 'Abū Zayd Ḥunayn ibn 'Ishāq al-'Ibādī, 'Abū Bakr Muḥammad ibn Zakariyyā' ar-Rāzī. Then as Ḥunayn, ar-Rāzī.

`\prname*`

REM. `arabluatex` also provides `\prname*` which only renders in upright roman style already transliterated proper names without applying any further processing. It is mostly used internally and applied to proper names exported in Unicode to an external selected file.<sup>45</sup>

## 8.1 Additional note on `dmḡ` convention

According to Brockelmann et al. (1935, p. 6), Arabic *ʿirāb* may be rendered into `dmḡ` in three different ways:

- (a) In full: *Amrun*;
- (b) As superscript text: *Amr<sup>un</sup>*;
- (c) Discarded: *Amr*.

`\arbup` By default, `arabluatex` applies rule (b). Once delimited by a set of Lua functions, *ʿirāb* is passed as an argument on to a `\arbup` command which is set to `\textsuperscript`.

<sup>44</sup>See the documentation of `nameauth` for more details: <https://ctan.org/pkg/nameauth>

<sup>45</sup>See below section 12 on page 58 for more details.

`\NoArbUp` `\NoArbUp` may be used either in the preamble or at any point of the document in case one wishes to apply rule (a). The default rule (b) can be set back with `\ArbUpDflt` at any point of the document.

`\SetArbUp` Finally, `\SetArbUp{<formatting directives>}` can be used to customize the way *i'rāb* is displayed. To take one example, here is how Arabic *i'rāb* may be rendered as subscript text:—

```

1 \SetArbUp {\textsubscript{#1}}
2 Arabic |dmg| transliteration for \arb{ra'aytu ḡami`aN
3 muhaddamaTaN mi'_danatu-hu}: \arb[trans]{ra'aytu
4 ḡami`aN muhaddamaTaN mi'_danatu-hu.}

```

Arabic dmɡ transliteration for رَأَيْتُ جَامِعًا مَهْدَمَةً مَثْنَتَهُ: *ra'aytu ḡāmi`an muhaddamat<sub>an</sub> mi'danatu-hu*.

As shown in the above example, #1 is the token that is replaced with the actual *tanwīn* in the formatting directives of the `\SetArbUp` command.

***i'rāb* boundaries** Every declinable noun (*mu'rāb*) may be declined either with or without *tanwīn*, viz. *munṣarif<sup>un</sup>* or *ḡayr<sup>u</sup> munṣarif<sup>in</sup>*. The former is automatically parsed by *arabluatex*, whereas the latter has to be delimited with an hyphen, like so:—

**munṣarif:** mu`allimuN مُعَلِّمٌ *mu'allim<sup>un</sup>*, kA'inuN كَاتِنٌ *kā'in<sup>un</sup>*, kA'inAtuN كَاتِنَاتٌ *kā'in<sup>ātun</sup>*, \uc{`amraNU} عَمْرُوا *Amr<sup>an</sup>*, fataN\_A فَتَى *fata<sup>n</sup>*, qA.diNI قَاضٍ *qāḍi<sup>n</sup>*.

**ḡayr munṣarif:** al-mu`allim-u الْمُعَلِّمُ *al-mu'allim<sup>u</sup>*, kitAb-Ani كِتَابَانِ *kitāb<sup>āni</sup>*, ra^sa'-Ani رَسَانِ *raśā'<sup>āni</sup>*, sAriq-Una سَارِقُونَ *sāriq<sup>ūna</sup>*, qA.d-Una قَاضُونَ *qāḍ<sup>ūna</sup>*, al-.zulm-Atu الظُّلَمَاتُ *aẓ-ẓulm<sup>ātu</sup>*.

REM. a. As the *tanwīn* is passed over in pronunciation when it is followed by the letters ج, ل, ي, و, م (see item (b) on page 17), it may be desirable to further distinguish it by putting it above the line, but not to do the same for *ḡayr munṣarif* terminations. This can be achieved by simply omitting the hyphen before any *ḡayr munṣarif* termination:—

kAna .ganiyyaN لَكِنَّا hu labisa ḡubbaTaN mumazzaqaN 'aydu-hA كَانَ غَنِيًّا لَكِنَّهُ لَبَسَ جُبَةً مُمَزَّقًا *kāna ḡaniyy<sup>an</sup> lākinna-hu labisa ḡubbat<sup>an</sup> mumazzaq<sup>an</sup> 'aydu-hā*.

REM. b. Although the hyphen before the *tanwīn* is optional as *arabluatex* always parses nouns with such termination, it may also be used to mark better the inflectional endings:—

mana`a 'l-nAs-a kAffaT-aN min mu\_hA.tabati-hi 'a.had-uN bi-sayyidi-nA مَنَّعَ النَّاسَ كُلَّهُ مِنْ أَحَدٍ مَخَاطَبَتِهِ *mana'a 'n-nās<sup>a</sup> kāffat<sup>an</sup> min muḥāṭabat<sup>i</sup>-hi 'aḥad<sup>un</sup> bi-sayyidi-nā*.

**Discarding the ʾirāb** As said above (item (c) on page 43), the ʾirāb may be discarded in some cases, as in transliterated proper names or book titles. *arabluatex* is able to render words ending with *tāʾ marbūṭah* in different ways, depending on their function:—

- (a) Nouns followed by an adjective in apposition: *madīnaT kabīraT madīnah kabīrah*, *al-madīnaT al-kabīraT al-madīnah al-kabīrah*.
- (b) Nouns followed by another noun in the genitive (construct state): *.hikmaT al-l\_ah hikmat Allāh*, *fi.d.daT al-darAhim fiḍḍat ad-darāhim*.

REM. It may so happen, as in the absence of the article before the annexed word, that *arabluatex* be unable to determine which of the above two cases the word ending with *tāʾ marbūṭah* falls into. The ‘pipe’ character (see section 4.5 on page 24) may be appended to that word to indicate that what follows is in the construct state: `\uc{r}isAlaT fI tartIb qirA'aT| kutub \uc{g}AlInUs` *Risālah fī tartīb qirāʾat kutub Ġālīnūs*.

**Uncertain short vowels** In some printed books, it may happen that more than one short vowel be placed on a consonant in cases where the vocalization is uncertain or ambiguous, like so: *فَعِلَ*. In transliteration, the uncertain vowels go between slashes and are separated by commas: *fa`uaila فَعِلَ fa`/u,a,i/la*.

## 8.2 Examples

Here follows in transliteration the story of Ġuḥā and his donkey (جُحَا وَحَمَلُهُ). See the code on page 8:—

**‘dmg’ standard:** *ʾatā ṣadīq<sup>un</sup> ʾilā Ġuḥā yaṭlubu min-hu ḥimāra-hu li-yarkaba-hu fī safrat<sup>in</sup> qaṣīrat<sup>in</sup> fa-qāla la-hu: “sawfa uʾidu-hu ʾilay-ka fī l-masāʾi wa-ʾadfaʾu la-ka uḡrat<sup>an</sup>.”* *fa-qāla Ġuḥā: “anā ʾāsif<sup>un</sup> ḡidd<sup>an</sup> annī lā ʾastatīʾu ʾan uḥaqqiqa la-ka raġbata-ka fa-l-ḥimār<sup>u</sup> laysa huna l-yawm<sup>a</sup>.”* *wa-qāla ʾan yutimma Ġuḥā kalāma-hu badaʾa l-ḥimār<sup>u</sup> yanhaqu fī iṣṭabli-hi. fa-qāla la-hu ṣadīqu-hu: “innī ʾasmaʾu ḥimāra-ka yā Ġuḥā yanhaqu.”* *fa-qāla la-hu Ġuḥā: “ġarīb<sup>un</sup> amru-ka yā ṣadīqī ʾa-tuṣaddiqu l-ḥimār<sup>a</sup> wa-tukaddība-nī?”*

**‘loc’ standard:** *atā ṣadīqun ilā Juḥā yaṭlubu min-hu ḥimāra-hu li-yarkaba-hu fī safratin qaṣīratin fa-qāla la-hu: “sawfa uʾidu-hu ilay-ka fī al-masāʾi wa-ʾadfaʾu la-ka ujratan.”* *fa-qāla Juḥā: “anā ʾāsifun jiddan annī lā ʾastatīʾu ʾan uḥaqqiqa la-ka raġbata-ka fa-al-ḥimāru laysa hunā al-yawma.”* *wa-qāla ʾan yutimma Juḥā kalāma-hu badaʾa al-ḥimāru yanhaqu fī iṣṭabli-hi. fa-qāla la-hu ṣadīqu-hu: “innī asmaʾu ḥimāra-ka yā Juḥā yanhaqu.”* *fa-qāla la-hu Juḥā: “ġharībun amru-ka yā ṣadīqī a-tuṣaddiqu al-ḥimāra wa-tukaddhība-nī?”*

**‘arabica’ standard:** *atā ṣadīqun ilā Ġuḥā yaṭlubu min-hu ḥimāra-hu li-yarkaba-hu fī safratin qaṣīratin fa-qāla la-hu: “sawfa uʾidu-hu ilay-ka fī l-masāʾi wa-ʾadfaʾu la-ka uḡratan.”* *fa-qāla Ġuḥā: “anā ʾāsifun ḡiddan annī lā ʾastatīʾu ʾan uḥaqqiqa la-ka raġbata-ka fa-l-ḥimāru laysa hunā l-yawma.”* *wa-qāla ʾan yutimma Ġuḥā kalāma-hu badaʾa l-ḥimāru yanhaqu fī iṣṭabli-hi. fa-qāla la-hu ṣadīqu-hu: “innī asmaʾu ḥimāra-ka yā Ġuḥā yanhaqu.”* *fa-qāla la-hu Ġuḥā: “ġarībun amru-ka yā ṣadīqī a-tuṣaddiqu l-ḥimāra wa-tukaddība-nī?”*

## 9 Buckwalter input scheme

Even though `arabluatex` is primarily designed to process the ArabTeX notation, it can also process the Buckwalter input scheme to a large extent.<sup>46</sup> The Buckwalter scheme is actually processed in two steps, as it is first converted into ArabTeX. Then, once this is accomplished, the ArabTeX scheme is processed through the above described functions. In this way, the Buckwalter input scheme can make the most of the `arabluatex` special features that are presented in section 2.2 on page 5.

`\SetInputScheme`

The input scheme, which is set to `arabtex` by default, may be changed at any point of the document by the `\SetInputScheme{<scheme>}` command, where `<scheme>` may be either `arabtex` or `buckwalter`. This command is also accepted in the preamble should one wish to set the input scheme globally, like so:—

```
1 \usepackage{arabluatex}
2 \SetInputScheme{buckwalter}
```

**‘base’, ‘xml’ and ‘safe’ schemes** `arabluatex` can use any of the so-called Buckwalter ‘base’, ‘xml’ or ‘safe’ schemes as they are described in Habash (2010, pp. 25–26).<sup>47</sup> However, the following limitation apply to the ‘base’ and ‘xml’ schemes: the braces { and }, which are used to encode ا and ؤ, must be replaced with square brackets viz. [ and ] respectively.

It is therefore recommended to use the Buckwalter ‘safe’ scheme.

Table 9 gives the Buckwalter equivalents that are currently used by `arabluatex`. The additional characters that are defined in table 6 on page 27 are also available.

Letter	Transliteration <sup>48</sup>			Buckwalter notation	
	dmg	loc	arabica	base/xml	safe
ا	<i>a</i>	<i>a</i>	<i>a</i>	A	A
ب	<i>b</i>	<i>b</i>	<i>b</i>	b	b
ت	<i>t</i>	<i>t</i>	<i>t</i>	t	t
ث	<i>ṭ</i>	<i>th</i>	<i>ṭ</i>	v	v
ج	<i>ǧ</i>	<i>j</i>	<i>ǧ</i>	j	j
ح	<i>ḥ</i>	<i>ḥ</i>	<i>ḥ</i>	H	H
خ	<i>ḫ</i>	<i>kh</i>	<i>ḫ</i>	x	x
د	<i>d</i>	<i>d</i>	<i>d</i>	d	d
ذ	<i>ḏ</i>	<i>dh</i>	<i>ḏ</i>	*	V
ر	<i>r</i>	<i>r</i>	<i>r</i>	r	r
ز	<i>z</i>	<i>z</i>	<i>z</i>	z	z

Table 9: Buckwalter scheme

<sup>46</sup>See <http://www.qamus.org/transliteration.htm>

<sup>47</sup>I am grateful to Graeme Andrews who suggested that the ‘safe’ scheme be included in `arabluatex`.

<sup>48</sup>See section 8 on page 40.

Letter	Transliteration			Buckwalter notation	
	dmg	loc	arabica	base/xml	safe
س	<i>s</i>	<i>s</i>	<i>s</i>	s	s
ش	<i>š</i>	<i>sh</i>	<i>š</i>	\$	c
ص	<i>ṣ</i>	<i>ṣ</i>	<i>ṣ</i>	S	S
ض	<i>ḍ</i>	<i>ḍ</i>	<i>ḍ</i>	D	D
ط	<i>ṭ</i>	<i>ṭ</i>	<i>ṭ</i>	T	T
ظ	<i>ẓ</i>	<i>ẓ</i>	<i>ẓ</i>	Z	Z
ع	<i>‘</i>	<i>‘</i>	<i>‘</i>	E	E
غ	<i>ġ</i>	<i>gh</i>	<i>ġ</i>	g	g
ف	<i>f</i>	<i>f</i>	<i>f</i>	f	f
ق	<i>q</i>	<i>q</i>	<i>q</i>	q	q
ك	<i>k</i>	<i>k</i>	<i>k</i>	k	k
ل	<i>l</i>	<i>l</i>	<i>l</i>	l	l
م	<i>m</i>	<i>m</i>	<i>m</i>	m	m
ن	<i>n</i>	<i>n</i>	<i>n</i>	n	n
ه	<i>h</i>	<i>h</i>	<i>h</i>	h	h
و	<i>w</i>	<i>w</i>	<i>w</i>	w	w
ي	<i>y</i>	<i>y</i>	<i>y</i>	y	y
ى	<i>ā</i>	<i>á</i>	<i>ā</i>	Y	Y
ة	<i>ah</i>	<i>ah</i>	<i>a</i>	p	p
ء	’	’	’	’	C
آ	’ <i>ā</i>	’ <i>ā</i>	’ <i>ā</i>		M
أ	’	’	’	>	O
ؤ	’	’	’	&	W
إ	’	’	’	<	I
ئ	’	’	’	]	Q
ـ	—	—	—	~	~
ـ	,	,	—	[	L
ـ	<i>a</i>	<i>a</i>	<i>a</i>	a	a
ـ	<i>u</i>	<i>u</i>	<i>u</i>	u	u
ـ	<i>i</i>	<i>i</i>	<i>i</i>	i	i
ـ	<i>an</i>	<i>an</i>	<i>an</i>	F	F
ـ	<i>un</i>	<i>un</i>	<i>un</i>	N	N
ـ	<i>in</i>	<i>in</i>	<i>in</i>	K	K
ـ	—	—	—	o	o
ـ	<i>ā</i>	<i>ā</i>	<i>ā</i>	`	e
ـ (taṭwīl)	—	—	—	-	-

Table 9: Buckwalter scheme

**Transliteration** The Buckwalter notation can also be transliterated into any accepted romanization standard of Arabic. See above section 8 on page 40 for more information. However, it should be pointed out again that only accurate coding produces accurate transliteration. It is therefore at the very least highly advisable to use the hyphen for tying the definite article and the inseparable particles (viz. prepositions, adverbs and conjunctions) to words, like so:—

Al-EaAlamu الْعَالَمُ *al-‘ālam<sup>u</sup>*, Al-camsu الشَّمْسُ *aš-šams<sup>u</sup>*, bi-SinaAEapi  
 Al-T~ib~i, الطِّبِّ بِصِنَاعَةِ *bi-ṣinā‘at<sup>i</sup> ‘t-ṭibb<sup>i</sup>*.  
 wa-Al-l~ehi وَاللَّهِ *wa-‘l-lāh<sup>i</sup>*, Al-Hamdu li-l~ehi لِلَّهِ الْحَمْدُ *al-ḥamd<sup>u</sup> li-llāh<sup>i</sup>*.

Similarly, it is not advisable to use | and [ (‘base’ and ‘xml’ schemes) or M and L (‘safe’ scheme) to encode the ‘*alif<sup>u</sup>*’ *‘l-mamdūdāt<sup>i</sup>* and the ‘*alif<sup>u</sup>*’ *‘l-waṣl<sup>i</sup>* for such signs are supposed to be generated by *arabluatex* internal functions. Besides, as they do not *per se* convey any morphological information on what they are derived from, they cannot be transliterated accurately. To take one example, <ilY Al-LntiqāADi gives إِلَى الْإِنْتِقَاضِ as expected, but only <ilY Al-intiqADi can be transliterated as *‘ilā ‘l-intiqāḍi* with the correct vowel ⟨i⟩ in place of the ‘*alif<sup>u</sup>*’ *‘l-waṣl<sup>i</sup>*.

## 10 Unicode Arabic input

As said above in section 9 on page 46 about the Buckwalter input scheme, even though *arabluatex* is primarily designed to process the ArabTeX notation, it also accepts Unicode Arabic input. It should be noted that *arabluatex* does in no way interfere with Unicode Arabic input: none of the `voc`, `fullvoc`, `novoc` or `trans` options will have any effect on plain Unicode Arabic for the time being.

That said, there are two ways of inserting Unicode Arabic:

- `\txarb` (a) The `\txarb{Unicode Arabic}` command for inserting Unicode Arabic text in paragraphs;
- `txarab` (b) The `txarab` environment for inserting running paragraphs of Arabic text, like so:—

```

1 \begin{txarab}
2   <Unicode Arabic text>
3 \end{txarab}
```

New feature  
v1.5



## 11 L<sup>A</sup>T<sub>E</sub>X Commands in Arabic environments

**General principle** L<sup>A</sup>T<sub>E</sub>X commands are accepted in Arabic environments. The general principle which applies is that any single-argument command with up to *two optional arguments*—that is: `\command[⟨opt1⟩][⟨opt2⟩]{⟨arg⟩}`—such as `\emph{⟨text⟩}`, `\textbf{⟨text⟩}` and the like, is assumed to have Arabic text in its mandatory argument:—

```
\abjad{45} kitAbu-hu \emph{fI 'l-\uc{`AdAt-i}} مَهْ كِتَابُهُ فِي الْعَادَاتِ 45
kitābu-hu fi 'l-Ādāt49
\arb{\abjad{45} \rlframebox[1in][s]{kitAbu-hu fI 'l-`AdAti}}
مَهْ 50 كِتَابُهُ فِي الْعَادَاتِ
```

The same applies to footnotes:—

```
1 \renewcommand {\footnoterule}%
2   {\hfill\noindent\rule[1mm]{.4\textwidth}{.15mm}}
3 \begin{arab}
4 'inna 'abI kAna mina 'l-muqAtilaT-i\footnote{al-muqAtilaT-i:
5 al-muqAtil-Ina.}, wa-kAnat 'ummI min `u.zamA'-i buyUt-i
6 'l-zamAzimaT-i\footnote{al-zamAzimaT-u: .tA'ifaT-u mina
7 'l-furs-i.}.
8 \end{arab}
```

إِنَّ أَيْ كَانَ مِنَ الْمُقَاتِلَةِ<sup>a</sup>، وَكَانَتْ أُمِّي مِنْ عُظَمَاءِ بُيُوتِ الزَّمَازِمَةِ<sup>b</sup>.

<sup>a</sup>المُقَاتِلَةُ: الْمُقَاتِلِينَ.  
<sup>b</sup>الزَّمَازِمَةُ: طَائِفَةٌ مِنَ الْقُرْسِ.

Some commands, however, do not expect running text in their arguments, or one may wish to insert English text e.g. in footnotes or in marginal notes. `arabluatex` provides a set of commands to handle such cases.

**\LR{⟨arg⟩}** is designed to typeset its argument from left to right. It may be used in an Arabic environment, either `\arb{⟨Arabic text⟩}` or `\begin{arab} ⟨Arabic text⟩ \end{arab}`, for short insertions of left-to-right text, or to insert any L<sup>A</sup>T<sub>E</sub>X command that would otherwise be rejected by `arabluatex`, such as commands the argument of which is expected to be a dimension or a unit of measurement.

**\RL{⟨arg⟩}** does the same as `\LR{⟨arg⟩}`, but typesets its argument from right to left. Even in an Arabic environment, this command may be useful.

**\LRfootnote** `\LRfootnote{⟨text⟩}` and **\RLfootnote** `\RLfootnote{⟨text⟩}` typeset left-to-right and right-

<sup>49</sup>This is odd in Arabic script, but using such features as `\emph` or `\textbf` is a matter of personal taste.

<sup>50</sup>`\rlframefox` has been adapted from `\framebox` for insertions of right-to-left text.

to-left footnotes respectively in Arabic environments. Unlike `\footnote{<text>}`, the arguments of both `\LRfootnote` and `\RLfootnote` are not expected to be Arabic text. For example, `\LRfootnote` can be used to insert English footnotes in running Arabic text:—

```

1 \begin{arab}[fullvoc]
2   \uc{z}ayd-uN\arbnnull{ibnu}\LRfootnote{%
3     \enquote{\arb[trans]{\uc{z}ayd} is the son of
4       \arb[trans]{\uc{`a}mr}}: the second noun is not in
5       apposition to the first, but forms part of the
6       predicate\ldots} \arbnnull{zayduN}ibn-u \uc{`a}mr-iNU
7 \end{arab}

```

زَيْدٌ<sup>٥١</sup> ابْنُ عَمْرٍو

---

<sup>a</sup> “*Zayd* is the son of ‘*Amr*’: the second noun is not in apposition to the first, but forms part of the predicate...

When footnotes are typeset from right to left, it may happen that the numbers of the footnotes that are at the bottom of the page be typeset in the wrong direction. For example, instead of an expected number 18, one may get 81. `arabluatex` is not responsible for that, but should it happen, it may be necessary to redefine in the preamble the L<sup>A</sup>T<sub>E</sub>X macro `\thefootnote` like so:—

```
\renewcommand*{\thefootnote}{\textsuperscript{\LR{\arabic{footnote}}}}
```

`\FixArbFtnmk` Another solution is to put in the preamble, below the line that loads `arabluatex`, the `\FixArbFtnmk` command. However, for more control over the layout of footnotes marks, it is advisable to use the `scrextend` package.<sup>51</sup>

`\LRmarginpar` The `\LRmarginpar[<left>]{<right>}` command does for marginal notes the same as `\LRfootnote` does for footnotes. Of course, it is supposed to be used in Arabic environments. Note that `\marginpar` also works in Arabic environments, but it acts as any other single-argument command inserted in Arabic environments. The general principle laid on the previous page applies.

`\setRL` `\setRL` and `\setLR` can be used to change the direction of paragraphs, either  
`\setLR` form left to right or from right to left. As an example, an easy way to typeset a right-to-left sectional title follows:—

```

1 \setRL
2 \section*{\arb{barzawayhi li-buzurjumihra bn-i 'l-buxtikAni}}
3 \setLR
4 \begin{arab}
5 qAla barzawayhi bn-u 'azhar-a, ra's-u 'a.tibbA'-i fAris-a...
6 \end{arab}

```

<sup>51</sup>See <http://ctan.org/pkg/koma-script>; read the documentation of KOMA-script for details about the `\deffootnotemark` and `\deffootnote` commands.

بِرَزْوِيهِ لِبَرْجُمِهِرِ بْنِ الْبُخْتِكَانِ  
قَالَ بِرَزْوِيهِ بْنُ أَزْهَرَ، رَأْسُ أَطِبَّاءِ فَارِسَ...

## 11.1 New commands

New feature  
v1.9

In some particular cases, it may be useful to define new commands to be inserted in Arabic environments. From the general principle laid on page 49, it follows that any command that is found inside an Arabic environment is assumed to have Arabic text in its argument which `arabluatex` will process as such before passing it on to the command itself for any further processing. As a result of this feature, such a command as:

```
\newcommand{\fvarabic}[1]{\arb[fullvoc]{#1}}
```

will work as expected, but will always output non-vocalized Arabic if it is inserted in a `novoc` Arabic environment because its argument will have been processed by the `novoc` rules before the command `\fvarabic` itself can see it.

`\MkArbBreak`

The `\MkArbBreak{<csv list of commands>}` command can be used in the preamble to give any command—either new or already existing—the precedence over `arabluatex` inside Arabic environments. It takes as argument a comma-separated list of commands each of which must be stripped of its leading character `\`, like so:—

```
\MkArbBreak{onecmd, anothercmd, yetanothercmd, ...}
```

For example, here follows a way to define a new command `\fvred` to distinguish words with a different color and always print them in fully vocalized Arabic:—

```
1 \MkArbBreak {fvred}
2 \newcommand{\fvred}[1]{\arbcolor[red]{\arb[fullvoc]{#1}}}
3 \begin{arab}[voc]
4 _tumma "intalaqa_dU 'l-qarn-ayni 'il_A 'ummaT-iN 'u_hr_A fI
5 \fvred{((ma.tli`-i 'l-^sams-i))} wa-lA binA'-a la-hum
6 yu'amminu-hum mina 'l-^sams-i.
7 \end{arab}
```

ثُمَّ اتَّخَذَ ذُو الْقَرْنَيْنِ إِلَى أُمَّةٍ أُخْرَى فِي «مَطْلَعِ الشَّمْسِ» وَلَا بِنَاءَ لَهُمْ يُؤْمِنُهُم مِّنَ الشَّمْسِ.

It must be noted that the arguments, either optional or mandatory, of commands declared with `\MkArbBreak` are not to be processed by `arabluatex`. Therefore, as in the previous example, any of their argument to be rendered in Arabic must be inserted again in `\arb`. These commands themselves may have up to two optional and/or mandatory arguments followed by one optional argument, like so:—

- (a) `\command` (no argument, lowermost combination)
- (b) `\command[<opt1>]` (one optional argument)

New feature  
v1.12

New feature  
v1.12

- (c) `\command{⟨arg1⟩}` (one mandatory argument)
- (d) `\command[⟨opt1⟩]{⟨arg1⟩}` (one optional and one mandatory argument)
- (e) [...]
  - (f) `\command[⟨opt1⟩][⟨opt2⟩]{⟨arg1⟩}{⟨arg2⟩}`
  - (g) `\command[⟨opt1⟩][⟨opt2⟩]{⟨arg1⟩}{⟨arg2⟩}[⟨opt3⟩]` (uppermost combination)

`\MkArbBreak*`

As said above, `\MkArbBreak` prevents `arabluatex` from processing the arguments of ‘declared’ commands as Arabic text. This technique proves sufficient in most cases. However, a ‘starred’ version of this command—`\MkArbBreak*{⟨csv list of commands⟩}`—is also provided. It goes a step further, as it directs `arabluatex` to *close* the current Arabic environment before any of the ‘declared’ commands, then *resume* it just after.

It must be noted that `\MkArbBreak*` must be used with the utmost care and *should never be used* if `\MkArbBreak` gives satisfaction. At any rate, the latter must always be tested before the former.

## 11.2 Environments

New feature  
v1.5

Environments such as `\begin{quote}... \end{quote}` may be nested inside the `arab` environment. Up to one optional argument may be passed to each nested environment, like so:—

```
1 \begin{arab}
2   \begin{environment}[<options>]
3     <Arabic text>
4   \end{environment}
5 \end{arab}
```

In the following example, the quoting package is used:—

```
1 \setquotestyle {arabic}
2 \begin{arab}[fullvoc]
3   kAna \uc{'abU} \uc{'l-hu_dayli} 'ahd_A 'il_A \uc{muwaysiN}
4   dajAjaTaN. wa-kAnat dajAjatu-hu 'llatI 'ahdA-hA dUna mA kAna
5   yuttaxa_du li-\uc{muwaysiN}. wa-l_akinna-hu bi-karami-hi
6   wa-bi-.husni xuluqi-hi 'a.zhara 'l-ta`ajjuba min simani-hA
7   wa-.tIbi la.hmi-hA. wa-kAna <\uc{'abU} \uc{'l-hu_dayli}>
8   yu`rafu bi-'l-'imsAki 'l-^sadIdi. fa-qAla: \enquote{wa-kayfa
9     ra'ayta yA \uc{'abA} \uc{'imrAna} tilka 'l-dajAjaTa?} qAla:
10  \enquote{kAnat `ajabaN mina 'l-`ajabi!} fa-yaqUlu:
11  \begin{quoting}[begintext=\textquotedblright,
12    endtext=\textquotedblleft]
13    wa-tadrI mA jinsu-hA? wa-tadrI mA sinnu-hA? fa-'inna
14    'l-dajAjaTa 'inna-mA ta.tIbu bi-'l-jinsi wa-'l-sinni.
```

```

15      wa-tadrI bi-'ayyi ^say'iN kunna nusamminu-hA? wa-fI 'ayyi
16      makAniN kunna na`lifu-hA?
17      \end{quoting}
18      fa-lA yazAlu fI h_a_dA wa-'l-'A_haru ya.d.haku .da.hkaN
19      na`rifu-hu na.hnu wa-lA ya`rifu-hu \uc{'abU} \uc{'l-hu_dayli}.
20      \end{arab}

```

كَانَ أَبُو الْهَذِيلِ أَهْدَى إِلَى مُوسَى دَجَاجَةً. وَكَانَتْ دَجَاجَتُهُ الَّتِي أَهْدَاهَا دُونَ مَا كَانَ يَتَّخِذُ لِمُوسَى. وَلَكِنَّهُ بِكَرَمِهِ وَبِحُسْنِ خُلُقِهِ أَظْهَرَ التَّعَجُّبَ مِنْ سَمْنِهَا وَطَيْبِ لَحْمِهَا. وَكَانَ <أَبُو الْهَذِيلِ> يَعْرِفُ بِالْإِمْسَاكِ الشَّدِيدِ. فَقَالَ: "وَكَيْفَ رَأَيْتَ يَا أَبَا عِمْرَانَ تِلْكَ الدَّجَاجَةَ؟" قَالَ: "كَانَتْ عَجَبًا مِنَ الْعَجَبِ!" فَيَقُولُ:

"وَتَدْرِي مَا جَنَسُهَا؟ وَتَدْرِي مَا سَمُّهَا؟ فَإِنَّ الدَّجَاجَةَ إِذَا تَطَيَّبَ بِالْجَنَسِ وَالسَّيِّءِ. وَتَدْرِي بِأَيِّ شَيْءٍ كُنَّا نُسَمِّيْهَا؟ وَفِي أَيِّ مَكَانٍ كُنَّا نَعْلِفُهَا؟"

فَلَا يَزَالُ فِي هَذَا وَالْآخَرِ يَضْحَكُ ضَحْكَاً نَعْرِفُهُ نَحْنُ وَلَا يَعْرِفُهُ أَبُو الْهَذِيلِ.

### 11.2.1 Lists

Lists environments are also accepted inside the `arab` environment. One may either use any of the three standard list environments, viz. `itemize`, `enumerate` and `description` or use packages that provide additional refinements such as `paralist` or `enumitem`.

To take a first example, should one wish to typeset a list of manuscripts, the `description` environment can be used like so:—

```

1  \setRL \paragraph{\arb[novoc]{rumUzi 'l-kitAbi}}\setLR
2  \begin{arab}[novoc]
3    \begin{description}
4      \item[b] max.tU.tu 'l-maktabaTi 'l-'ahliyyaTi bi-\uc{bArIs} 2860
5        `arabiyyuN.
6      \item[s] max.tU.tu 'l-maktabaTi 'l-'ahliyyaTi bi-\uc{bArIs} 2859
7        `arabiyyuN.
8      \item[m] max.tU.tu majlisi \arb[novoc]{^sUrAY maly} .tahrAna
9        521.
9    \end{description}
10   \end{arab}

```

رموز الكتاب

ب مخطوط المكتبة الأهلية بباريس ٢٨٦٠ عربي.  
 س مخطوط المكتبة الأهلية بباريس ٢٨٥٩ عربي.  
 م مخطوط مجلس شوراى ملي طهران ٥٢١.

As a second example, the contents of a treatise may be typeset with the standard list environments, like so:—

```

1 \setRL \centerline{\arb{\textbf{al-qAnUnu fI 'l-.tibbi}}}\setLR
2 \begin{arab}
3 \begin{itemize}
4 \item \textbf{al-fannu 'l-'awwalu} fI .haddi 'l-.tibbi
5 wa-maw.dU`Ati-hi mina 'l-'umUri 'l-.tabI`iyyaTi wa-ya`stamilu
6 `al_A sittaTi ta`AlImiN
7 \begin{itemize}
8 \item \textbf{al-ta`lImu 'l-'awwalu} [wa-huwa fa.slAni]
9 \begin{itemize}
10 \item \textbf{al-fa.slu 'l-'awwalu}
11 \end{itemize}
12 \end{itemize}
13 \end{itemize}
14 \end{arab}

```

الْقَانُونُ فِي الطِّبِّ  
 - الْفَنُّ الْأَوَّلُ فِي حَدِّ الطِّبِّ وَمَوْضُوعَاتِهِ مِنَ الْأُمُورِ الطَّبِيعِيَّةِ وَيَشْتَمِلُ عَلَى سِتَّةِ تَعَالِيمٍ  
 - التَّعْلِيمُ الْأَوَّلُ [وَهُوَ فَصْلَانِ]  
 - الْفَصْلُ الْأَوَّلُ

As a third example, abjad-numbered lists can be typeset in conjunction with the `enumitem` package,<sup>52</sup> like so:—

```

1 % preamble:---
2 \usepackage{enumitem}
3 \newlist{enumabjad}{enumerate}{10}
4 \setlist[enumabjad]{nosep, label={\abjad{\arabic*}}}
5 \usepackage{multicol}

```

```

1 From \textcite[i. 29 B--C]{Wright}:--- The derived forms of the
2 trilateral verb are usually reckoned fifteen in number, but the
3 learner may pass over the last four, because (with the exception
4 of the twelfth) they are of very rare occurrence.
5 \RLmulticolcolumns
6 \begin{multicols}{3}
7 \begin{arab}[fullvoc]
8 \begin{enumabjad}
9 \item fa`ala
10 \item fa``ala

```

<sup>52</sup>See the documentation of `enumitem` for more details: <https://ctan.org/pkg/enumitem>

```

11      \item fA`ala
12      \item 'af`ala
13      \item tafa``ala
14      \item tafA`ala
15      \item infA`ala
16      \item ifta`ala
17      \item if`alla
18      \item istaf`ala
19      \item if`Alla
20      \item if`aw`ala
21      \item if`awwala
22      \item if`anlala
23      \item if`anl_A
24      \end{enumabjad}
25  \end{arab}
26 \end{multicols}

```

From Wright (1896, i. 29 B–C):— The derived forms of the triliteral verb are usually reckoned fifteen in number, but the learner may pass over the last four, because (with the exception of the twelfth) they are of very rare occurrence.

أَفْعَلَّ	وَتَفَاعَلَّ	يَأْإِفْعَالَّ
بَفْعَلَّ	زَانْفَعَلَّ	يَبْإِفْعَوَلَّ
جَفَاعَلَّ	حَإِفْعَلَّ	يَجْإِفْعَوَلَّ
دَفْعَلَّ	طَإِفْعَلَّ	يَدْإِفْعَلَّلَّ
هَتَفْعَلَّ	يَإِسْتَفْعَلَّ	يَهْإِفْعَنَلَّ

**Caveat** The various French definition files of the babel package viz. `acadian`, `canadien`, `français`, `frenchb` or `french` all redefine the list environments, which breaks the standard definition file that is used by `arabluatex`. Therefore, `babel-french` must be loaded with the `StandardLists=true` option, like so:—

```

1 \usepackage[french]{babel}
2 \frenchsetup{StandardLists=true}

```

This option will prevent `babel-french` from interfering with the layout of the document. Then the `paralist` or `enumitem` packages can be used to make the lists ‘compact’ as `babel-french` do.

### 11.3 csquotes

The recommended way of inserting quotation marks in running Arabic text is to use `csquotes`. With the help of the `\DeclareQuoteStyle` command, one can define an Arabic style, like so:—

```
1 \usepackage{csquotes}
2 \DeclareQuoteStyle{arabic}
3 {\textquotedblright}{\textquotedblleft}
4 {\textquoteright}{\textquoteleft}
```

Then, use this newly defined style with `\setquotestyle`, like so:—

```
1 \setquotestyle {arabic}
2 \begin{arab}
3   fa-qAla la-hu ju.hA: \enquote{.garIb-uN 'amru-ka yA .sadIqI
4   'a-tu.saddiqu 'l-.himAr-a wa-tuka_d_diba-nI?}
5 \end{arab}
6 \setquotestyle{english}
```

فَقَالَ لَهُ جُحَا: "غَرِيبٌ أَمْرُكَ يَا صَدِيقِي أَتَصَدِّقُ الْحِمَارَ وَتَكْفُرُ بِي؟"

REM. Do not forget to set back the quoting style to its initial state once the Arabic environment is closed. See the last line in the code above.

### 11.4 Two-argument special commands

**textcolor** The two-argument command `\textcolor{<color>}{<Arabic text>}` is supported inside `\begin{arab} ... \end{arab}`. One simple example follows.<sup>53</sup>—

```
1 \begin{arab}
2   \textcolor{red}{\uc{m}uha_d_dabu \uc{'l-d}Ini \uc{'a}bdu
3   \uc{'l-r}a.hImi bnu \uc{'a}liyyiN} huwa ^say_hu-nA 'l-'imAmu
4   'l-.sadru 'l-kabIru 'l-`Alimu 'l-fA.dilu \uc{m}uha_d_dabu
5   \uc{'l-d}Ini \uc{'a}bU \uc{m}u.hammadIN \uc{'a}bdu
6   \uc{'l-r}a.hImi bnu \uc{'a}liyyi bni \uc{.h}AmidiN wa-yu`rafu
7   bi-\uc{'l-d}a_hwari.
8 \end{arab}
9 \begin{arab}[trans]
10  \textcolor{red}{\uc{m}uha_d_dabu \uc{'l-d}Ini \uc{'a}bdu
11  \uc{'l-r}a.hImi bnu \uc{'a}liyyiN} huwa ^say_hu-nA 'l-'imAmu
12  'l-.sadru 'l-kabIru 'l-`Alimu 'l-fA.dilu \uc{m}uha_d_dabu
13  \uc{'l-d}Ini \uc{'a}bU \uc{m}u.hammadIN \uc{'a}bdu
14  \uc{'l-r}a.hImi bnu \uc{'a}liyyi bni \uc{.h}AmidiN wa-yu`rafu
```

<sup>53</sup>`arabluatex` provides its own `\arbcOLOR` command which is able to render syllables or diacritics in colors. See section 7 on page 36.



```

15 bi-\uc{'l-d}a_hwari.
16 \end{arab}

```

مُهَذَّبُ الدِّينِ عَبْدُ الرَّحِيمِ بْنِ عَلِيٍّ هُوَ شَيْخُنَا الْإِمَامُ الصَّدْرُ الْكَبِيرُ الْعَالِمُ الْفَاضِلُ مُهَذَّبُ الدِّينِ أَبُو مُحَمَّدٍ عَبْدُ  
الرَّحِيمِ بْنِ عَلِيٍّ بْنِ حَامِدٍ وَيُعرفُ بِالْأَخْوَ.

*Muhaddabu 'd-Dīni 'Abdu 'r-Raḥīmi bnu 'Aliyyi<sup>in</sup> huwa šayḥu-na 'l-  
imāmu 'ṣ-ṣadru 'l-kabīru 'l-ālimu 'l-fādilu Muhaddabu 'd-Dīni 'Abū  
Muḥammad<sup>in</sup> 'Abdu 'r-Raḥīmi bnu 'Aliyyi bni Ḥāmid<sup>in</sup> wa-yu'rafu bi-'d-  
Daḥwari.*

**reledmac** The two-argument command `\edtext{<lemma>}{<commands>}` is supported inside `\begin{arab} ... \end{arab}`.<sup>54</sup> As an example, one may get `arabluatex` and `reledmac` to work together like so:—

```

1 \beginnumbering
2 \pstart
3 \begin{arab}
4 wa-ya.sIru ta.hta 'l-jild-i
5 \edtext{\arb{.sadId-uN}}{\Afootnote{M: \arb{.sadId-aN} E1}}
6 \end{arab}
7 \pend
8 \endnumbering

```

## 11.5 quran

`arabluatex` is compatible with the `quran` package so that both can be used in conjunction with one another for typesetting the *Qur'ān*. As `quran` draws the text of the *Qur'ān* from a Unicode encoded database, its commands have to be passed as arguments to the `\txarb` command for short insertions in left-to-right paragraphs, or inserted inside the `txarab` environment for typesetting running paragraphs of *Qur'ānic* text (see above section 10 on page 48 for more details). Please note that `arabluatex` takes care of formatting the Arabic: therefore, it is recommended to load the `quran` package with the `nopar` option, after `arabluatex` itself has been loaded, like so:—

```

1 \usepackage{arabluatex}
2 \usepackage[nopar]{quran}

```

As an example, the following code will typeset the *sūrat al-Fātiḥah*:—

<sup>54</sup>`\pstart` and `\pend` are also supported inside the `arab` environment.

New feature  
v.1.13

```
1 \begin{txarab}
2   \quransurah[1]
3 \end{txarab}
```

بِسْمِ اللَّهِ الرَّحْمَنِ الرَّحِيمِ ﴿١﴾ الْحَمْدُ لِلَّهِ رَبِّ الْعَالَمِينَ ﴿٢﴾ الرَّحْمَنِ الرَّحِيمِ ﴿٣﴾ مَالِكِ يَوْمِ الدِّينِ ﴿٤﴾  
إِيَّاكَ نَعْبُدُ وَإِيَّاكَ نَسْتَعِينُ ﴿٥﴾ اهْدِنَا الصِّرَاطَ الْمُسْتَقِيمَ ﴿٦﴾ صِرَاطَ الَّذِينَ أَنْعَمْتَ عَلَيْهِمْ غَيْرِ الْمَغْضُوبِ  
عَلَيْهِمْ وَلَا الضَّالِّينَ ﴿٧﴾

## 12 Exporting Unicode Arabic to an external file

arabluatex is able to produce a duplicate of the original .tex source file in which all arabtex or buckwalter strings will have been replaced with Unicode equivalents, either in Arabic script or in any accepted standard of transliteration. Exporting ASCII strings to Unicode while preserving the exact selected global or local options is a fairly complex operation which may require Lua<sup>L</sup>TeX to be run several times as will be explained below.

### 12.1 Commands and environments

**export global option** First, arabluatex must be loaded with the **export** global option enabled,<sup>55</sup> like so:—

```
1 % preamble
2 \usepackage[export]{arabluatex}
3 % or:
4 \usepackage[export=true]{arabluatex}
```

Once that is done, compiling the current file will produce a new empty external .tex file with the same preamble as the original file.

**\SetArbOutSuffix** By default, `_out` is appended as a suffix to the external file name. Any other suffix may be set with the command `\SetArbOutSuffix{<suffix>}`.

**arabexport** **Exporting running paragraphs** Then, the `arabexport` environment is provided to actually exporting running paragraphs with or without Arabic environments to the external selected file, like so:—

```
1 \begin{arabexport}
2   <Running paragraphs of either Arabic or non-Arabic text>
3 \end{arabexport}
```

<sup>55</sup>See above on page 6 for more information.

arabluatex converts to Unicode and writes to the external file what is found inside Arabic environments. As to non-Arabic text, it is appended untouched to this file, which is formatted as follows:—

	(a) Unicode Arabic text, either in Arabic script or in transliteration, is inserted as argument of <code>\txarb</code> <sup>56</sup> or <code>\txtrans</code> <sup>57</sup> accordingly.
<code>\arbpardir</code>	(b) Additionally, Arabic paragraphs may receive <code>\arbpardir</code> , which arabluatex uses to determine the direction of Arabic paragraphs to be set by default, or either <code>\setRL</code> or <code>\setLR</code> depending on what may have been set locally. <sup>58</sup>
<code>\prname*</code>	(c) Proper names are inserted as arguments of <code>\prname*</code> . <sup>59</sup>
<code>\ArbOutFile</code> <code>\ArbOutFile*</code>	<b>Appending words or commands to the external file only</b> <code>\ArbOutFile[⟨newline⟩]{⟨argument⟩}</code> silently exports its argument to the external file. It may take the string <code>newline</code> as an optional argument, in which case a carriage return is appended to the contents of the argument. <code>\ArbOutFile*[⟨newline⟩]{⟨argument⟩}</code> does the same as <code>\ArbOutFile</code> , but also inserts its argument into the current <code>.tex</code> source file.

**Exporting Arabic poetry** Lines of Arabic poetry are exported as described above on page 29 when the `export` option that is specific to the `arabverse` environment is set to `true`. As a result of this particular feature, `arabverse` environments must be left outside `\begin{arabexport} ... \end{arabexport}`.

Please note that inside `arabverse` environments `\bayt` is replaced with `\bayt*`.<sup>60</sup>

## 12.2 Nested Arabic environments

The exporting mechanism described above converts only the outermost level of nested Arabic environments. This may be sufficient in some cases, but if nested Arabic environments be found in the original `.tex` source file, then the Unicode converted file must be opened and compiled in turn, and so on until the innermost Arabic environment be converted and exported. In such cases, arabluatex issues a warning, so that authors do not have to check the entire file that just has been exported:—

```
1 Package arabluatex Warning: There are still 'arabtex' strings
2 to be converted. Please open <jobname><suffix>.tex and compile
3 it one more time.
```

Where `⟨jobname⟩` is the name of the original `.tex` source file, and `⟨suffix⟩` the suffix appended to the file that is to be opened and compiled again.

<sup>56</sup>See above section 10 on page 48.

<sup>57</sup>`\txtrans` is used internally by several Lua functions to format transliterated Arabic. Therefore, it is not documented.

<sup>58</sup>See above on page 50.

<sup>59</sup>See above on page 43.

<sup>60</sup>See above note 31 on page 29 for more information.

## 12.3 Further processing of Unicode converted files

Unicode files can be further processed by document converters such as John McFarlane’s `pandoc`<sup>61</sup>. To take here one simple example, here is how `file_out.tex` can be converted from Lua<sup>T</sup><sub>E</sub>X into Open Document format (`.odt`):—

```
1  pandoc file_out.tex -s -o file_out.odt
```

However, specific commands such as `\txarb`, `\txtrans` or `\prname*`, which are not known to `pandoc`, must be redefined explicitly in the preamble to prevent the converter from gobbling their arguments, like so:—

```
1  % preamble:
2  \usepackage{arabluatex} % note that 'export' has been removed
3  \renewcommand{\txarb}[1]{#1}
4  \renewcommand{\txtrans}[1]{\emph{#1}}
5  \renewcommand{\arbup}[1]{\textsuperscript{#1}}
6  % now that \prname{} has been replaced with \prname*{} it should
7  % be safe to say:
8  \renewcommand{\prname}[2]{#2}
9  % &c
```

## 13 Future work

A short, uncommented, list of what is planned in the versions of `arabluatex` to come follows:

- (a) Short-term:
  - i. TEI `xml` support: `arabluatex` will interoperate with TEI `xml` through new global and local options that will output Arabic in a TEI `xml` compliant file in addition to the usual PDF output: see on page 4.
- (b) Medium-term:
  - i. More languages: the list of supported languages will eventually be the same as `arabtex`: see note 4 on page 4.
  - ii. Formulate propositions for extending the Arab<sup>T</sup><sub>E</sub>X notation and the transliteration tables. Include them in `arabluatex`. See section 4.9 on page 27.

## 14 Implementation

The most important part of `arabluatex` relies on Lua functions and tables. Read the `.lua` files that accompany `arabluatex` for more information.

```
1 \NeedsTeXFormat{LaTeX2e}
```

---

<sup>61</sup>See <http://pandoc.org/>

```

2 \ProvidesPackage{arabluatex}%
3 [2018/10/09 v1.15 An ArabTeX-like interface for LuaLaTeX]
4 \RequirePackage{ifluatex}

```

arabluatex requires Lua<sup>A</sup>T<sub>E</sub>X of course. Issue a warning if the document is processed with another engine.

```

5 \ifluatex\else
6 \PackageError{arabluatex}{lualatex needed}{%
7 Package `arabluatex' needs LuaTeX.\MessageBreak
8 So you should use `lualatex' to process your document.\MessageBreak
9 See documentation of `arabluatex' for further information.}%
10 \expandafter\expandafter\expandafter\csname endinput\endcsname
11 \fi

```

Declare the global options, and define them:

```

12 \RequirePackage{xkeyval}
13 \DeclareOptionX{voc}{\def\al@mode{voc}}
14 \DeclareOptionX{fullvoc}{\def\al@mode{fullvoc}}
15 \DeclareOptionX{novoc}{\def\al@mode{novoc}}
16 \DeclareOptionX{trans}{\def\al@mode{trans}}
17 \define@boolkey{arabluatex.sty}[@pkg@]{export}[true]{%
18 \if@pkg@export%
19 \AtBeginDocument{\luadirect{al_openstream()}}%
20 \MkArbBreak{@al@ob,@al@cb,@al@cb@sp}}
21 \AtEndDocument{\luadirect{al_closestream()}}
22 \else\fi}
23 \ExecuteOptionsX{voc}
24 \ProcessOptionsX\relax
25 \def\al@mode@voc{voc}
26 \def\al@mode@fullvoc{fullvoc}
27 \def\al@mode@novoc{novoc}
28 \def\al@mode@trans{trans}

```

Packages that are required by arabluatex:

```

29 \RequirePackage{xcolor}
30 \RequirePackage{luacolor}
31 \RequirePackage{etoolbox}
32 \RequirePackage{arabluatex-patch}
33 \RequirePackage{fontspec}
34 \RequirePackage{amsmath}
35 \RequirePackage{luacode}
36 \RequirePackage{xparse}
37 \RequirePackage{environ}
38 \RequirePackage{adjustbox}
39 \RequirePackage{xstring}

```

The following boolean will be set to true in RL mode:

```

40 \newbool{al@rlmode}

```

Here begins the real work: load arabluatex.lua:

```

41 \luadirect{dofile(kpse.find_file("arabluatex.lua"))}

```

Font setup. If no Arabic font is selected, issue a warning message and attempt to load the Amiri font which is included in  $\TeX$ live:

```
42 \AtBeginDocument{\ifdefined\arabicfont\relax\else
43 \PackageWarning{arabluatex}{\string\arabicfont\ is not defined.^^J
44 I will try to load Amiri}%
45 \newfontfamily\arabicfont[Script=Arabic]{Amiri}\fi}%
```

`\setRL` This neutralizes what may be defined by other packages:

```
46 \AtBeginDocument{\def\setRL{\booltrue{al@rlmode}\pardir TRT\textdir TRT}}
```

`\setLR` The same applies to `\setLR`:

```
47 \AtBeginDocument{\def\setLR{\boolfalse{al@rlmode}\pardir TLT\textdir TLT}}
```

`\LR` This command typesets its argument from left to right. As `\LR` may be already defined, we need to redefine for it to suit our purpose:

```
48 \AtBeginDocument{\ifdef{\LR}}%
49 {\RenewDocumentCommand{\LR}{m}{\bgroup\textdir TLT\rmfamily#1\egroup}}
50 {\NewDocumentCommand{\LR}{m}{\bgroup\textdir TLT\rmfamily#1\egroup}}
```

`\RL` This one typesets its argument from right to left. Same remark as above regarding the need of redefinition.

```
51 \AtBeginDocument{\ifdef{\RL}}%
52 {\RenewDocumentCommand{\RL}{m}{\bgroup\textdir TRT\rmfamily#1\egroup}}
53 {\NewDocumentCommand{\RL}{m}{\bgroup\textdir TRT#1\rmfamily\egroup}}
```

`\MkArbBreak` The `\MkArbBreak{<csv list of commands>}` command can be used to give any command—either new or already existing—the precedence over `arabluatex` inside Arabic environments. It is actually coded in Lua.

`\MkArbBreak*` `\MkArbBreak*` goes a step further as it directs `arabluatex` to close the current Arabic environment before processing any ‘declared’ command then resume it just after.

```
54 \NewDocumentCommand{\MkArbBreak}{s m}{%
55 \IfBooleanTF{#1}{%
56 {\luadirect{mkarbbreak(\luastringN{#2}, "out")}}
57 {\luadirect{mkarbbreak(\luastringN{#2}, "dflt")}}
58 }
```

`\aemph` Arabic emphasis. Needs to be redefined as well. The function is actually coded in Lua.

`\aemph*` The ‘starred’ version of this command alway puts the stroke over its argument.

```
59 \AtBeginDocument{\ifdef{\aemph}}%
60 {\RenewDocumentCommand{\aemph}{s m}{%
61 \IfBooleanTF{#1}{%
62 \luadirect{tex.sprint(aemph(\luastringN{#2}, "over"))}}
63 {\luadirect{tex.sprint(aemph(\luastringN{#2}, "dflt"))}}}
64 {\NewDocumentCommand{\aemph}{s m}{%
65 \IfBooleanTF{#1}{%
66 \luadirect{tex.sprint(aemph(\luastringN{#2}, "over"))}}
67 {\luadirect{tex.sprint(aemph(\luastringN{#2}, "dflt"))}}}}}
```

`\arbcolor` `\arbcolor[color]{Arabic text}` takes the Arabic text to be colored as argument.

```

68 \NewDocumentCommand{\arbcolor}{o m}{%
69   \IfNoValueTF{#1}{#2}{\textcolor{#1}{#2}}}
```

`\SetInputScheme` arabuatex is designed for processing Arab<sub>T</sub><sub>E</sub><sub>X</sub> input notation. `\SetInputScheme` may be used in the preamble or at any point of the document should the user wish to use a different notation such as the ‘Buckwalter scheme’.

```

70 \def\al@input@scheme{arabt看}
71 \NewDocumentCommand{\SetInputScheme}{m}{\def\al@input@scheme{#1}}
```

`\SetArbEasy` By default, arabuatex applies complex rules to generate euphonic *tašdīd*, *ʾalif*  
`\SetArbEasy*` *mamdūdah* and *sukūn* depending on the modes which are selected, either *voc*,  
`\SetArbDflt` *fullvoc* or *trans*. Such refinements can be discarded with `\SetArbEasy`, either globally in the preamble or at any point of the document. Note that `\SetArbEasy` keeps the *sukūn* that is generated, while the starred version `\SetArbEasy*` takes it away. Default complex rules can be set back at any point of the document with `\SetArbDflt`.

`\SetArbDflt*` As of v1.6, arabuatex does not applies any more the assimilation rules that are laid on item (b) on page 17; a new starred version `\SetArbDflt*` is now available to the user should he wish to apply them.

```

72 \def\al@arb@rules{dflt}
73 \NewDocumentCommand{\SetArbEasy}{s}{%
74   \IfBooleanTF{#1}
75   {\def\al@arb@rules{easynosukun}}
76   {\def\al@arb@rules{easy}}}
77 \NewDocumentCommand{\SetArbDflt}{s}{%
78   \IfBooleanTF{#1}
79   {\def\al@arb@rules{idgham}}
80   {\def\al@arb@rules{dflt}}}
```

`\SetTranslitFont` By default, the font that is used for transliterated text is the main font of the document. Any other font may also be selected with the font-selecting commands of the `fontspec` package.

```

81 \def\al@trans@font{\rmfamily}%
82 \NewDocumentCommand{\SetTranslitFont}{m}{\def\al@trans@font{#1}}
```

`\SetTranslitStyle` By default any transliterated Arabic text is printed in italics. This can be changed either globally in the preamble or at any point of the document:

```

83 \def\al@trans@style{\itshape}%
84 \NewDocumentCommand{\SetTranslitStyle}{m}{\def\al@trans@style{#1}}
```

`\SetTranslitConvention` `\SetTranslitConvention{convention}` can be used to change the transliteration convention, which is `dmg` by default:

```

85 \def\al@trans@convention{dmg}
86 \NewDocumentCommand{\SetTranslitConvention}{m}{\def\al@trans@convention{#1}}
```

`\arbup` By default, `\arbup` is set to `\textsuperscript`. This is how the *tanwīn* that takes place at the end of a word should be displayed in `dmg` mode. `\NoArbUp` may be used either in the preamble or at any point of the document in case one wishes to have the *tanwīn* on the line. The default rule can be set back with `\ArbUpDflt` at any point of the document. Finally `\SetArbUp` can be used to customize the way *tanwīn* is displayed: this command takes the formatting directives as argument, like so: `\SetArbUp{<code>}`.

```

87 \NewDocumentCommand{\al@arbup@dflt}{m}{\textsuperscript{\thinspace#1}}%
88 \NewDocumentCommand{\al@arbup}{m}{\al@arbup@dflt{#1}}
89 \NewDocumentCommand{\arbup}{m}{\al@arbup{#1}}
90 \NewDocumentCommand{\ArbUpDflt}{}{\let\al@arbup=\al@arbup@dflt}
91 \NewDocumentCommand{\NoArbUp}{}{\RenewDocumentCommand{\al@arbup}{m}{##1}}
92 \NewDocumentCommand{\SetArbUp}{m}{\RenewDocumentCommand{\al@arbup}{m}{#1}}

```

`\uc` Proper Arabic names or book titles should be passed to the `\uc` command so that they have their first letters uppercased. `\uc` is actually coded in Lua.

```

93 \NewDocumentCommand{\uc}{m}%
94 {\lua-direct{tex.sprint(uc(\luastringN{#1}))}}

```

`\Uc` `\uc` can be used safely in all of the modes that are provided by `arabluatex` as any of the `voc`, `fullvoc` and `novoc` modes discard it on top of any other functions to be run. `\Uc` does the same as `\uc` except that *it is never discarded*. For that reason, `\Uc` *should never be used outside the trans mode*. `arabluatex` uses `\Uc` internally so as to prevent `\uc` from being discarded in case words that are to be transliterated are inserted into Arabic commands or environments where transliteration is not required. Therefore, it is not documented.

```

95 \let\Uc\uc

```

`\prname` `\prname` is to be used outside Arabic environments for proper names. It takes as argument one or more Arabic words, each of which will be rendered in upright roman style with its first letter uppercased.

`\prname*` Unlike `\prname`, `\prname*` does not take `arabtex` or `buckwalter` input as argument, but already Unicode converted names and renders them in upright roman style.

```

96 \NewDocumentCommand{\prname}{s m}{%
97 \bgroup\SetTranslitStyle{\relax}%
98 \IfBooleanTF{#1}{\txtrans{#2}}{\arb[trans]{\uc{#2}}}\egroup}

```

`\txarb` `\txarb` sets the direction to right-to-left and selects the Arabic font. It is used internally by several Lua functions, but available to the user should he wish to insert `utf8` Arabic text in his document.

`\txtrans` `\txtrans` is used internally by several Lua functions to insert transliterated Arabic text. Therefore, it is not documented.

```

99 \NewDocumentCommand{\txarb}{+m}{%
100 \bgroup\textdir TRT\arabicfont#1\egroup}
101 \NewDocumentCommand{\txtrans}{+m}{%
102 \bgroup\textdir TLT\al@trans@font\al@trans@style#1\egroup}

```



`txarab` The `txarab` environment does for paragraphs the same as `\txarab` does for short insertions of utf8 Arabic text.

```
103 \NewDocumentEnvironment{txarab}{-}{%
104   \par%
105   \booltrue{al@rlmode}%
106   \pdir TRT\textdir TRT\arabicfont}{\par}
```

`\arb` The `\arb` command detects which Arabic mode is to be used, either globally if no option is set, or locally, then passes its argument to the appropriate Lua function.

```
107 \NewDocumentCommand{\arb}{0{\al@mode} +m}%
108 {\edef\@tempa{#1}%
109   \ifx\@tempa\al@mode@voc%
110     \bgroup\booltrue{al@rlmode}\textdir TRT\arabicfont%
111     \luadirect{tex.sprint(processvoc(\luastringN{#2},
112       \luastring0{\al@arb@rules}, \luastring0{\al@input@scheme}))}\egroup%
113   \else%
114     \ifx\@tempa\al@mode@fullvoc%
115       \bgroup\booltrue{al@rlmode}\textdir TRT\arabicfont%
116       \luadirect{tex.sprint(processfullvoc(\luastringN{#2},
117         \luastring0{\al@arb@rules}, \luastring0{\al@input@scheme}))}\egroup%
118     \else%
119       \ifx\@tempa\al@mode@novoc%
120         \bgroup\booltrue{al@rlmode}\textdir TRT\arabicfont%
121         \luadirect{tex.sprint(processnovoc(\luastringN{#2},
122           \luastring0{\al@arb@rules}, \luastring0{\al@input@scheme}))}\egroup%
123       \else%
124         \ifx\@tempa\al@mode@trans%
125           \bgroup\textdir TLT\al@trans@style%
126           \luadirect{tex.sprint(processstrans(\luastringN{#2},
127             \luastring0{\al@trans@convention},
128             \luastring0{\al@arb@rules},
129             \luastring0{\al@input@scheme}))}\egroup%
130         \else%
131           \fi\fi\fi\fi}
```

`\arbmark` `\arbmark[rl/lr]{shorthand}` takes one argument from a list of defined elements. The mark to be inserted is determined by contextual analysis or by an optional argument, either `rl` or `lr`. This command is coded in Lua.

```
132 \NewDocumentCommand{\arbmark}{0{ } m}{%
133   \bgroup%
134   \SetInputScheme{arabtex}%
135   \luadirect{tex.sprint(processarbmarks(\luastringN{#2},
136     \luastringN{#1}))}%
137   \egroup}
```

`\newarbmark` `\newarbmark` lets the user define additional Arabic marks. As `\arbmark`, this command is coded in Lua. It takes three arguments: the abbreviated form to be used as argument of `\arbmark`, the rendition in Arabic script and the rendition in romanized Arabic.

```

138 \NewDocumentCommand{\newarbookmark}{m m m}{%
139   \luadirect{newarbookmark(\luastringN{#1}, \luastringN{#2}, \luastringN{#3})}}

```

**arab** The arab environment does for paragraphs the same as \arb does for short insertions of Arabic text.

```

140 \NewEnviron{arab}[1][\al@mode]%
141 {\par\edef\@tempa{#1}%
142   \ifx\@tempa\al@mode@voc%
143     \booltrue{al@rlmode}%
144     \bgroup\pdir TRT\textdir TRT\arabicfont%
145     \luadirect{tex.sprint(processvoc(\luastring0{\BODY},
146       \luastring0{\al@arb@rules}, \luastring0{\al@input@scheme}))}\egroup%
147   \else%
148     \ifx\@tempa\al@mode@fullvoc%
149       \booltrue{al@rlmode}%
150       \bgroup\pdir TRT\textdir TRT\arabicfont%
151       \luadirect{tex.sprint(processfullvoc(\luastring0{\BODY},
152         \luastring0{\al@arb@rules}, \luastring0{\al@input@scheme}))}\egroup%
153     \else%
154       \ifx\@tempa\al@mode@novoc%
155         \booltrue{al@rlmode}%
156         \bgroup\pdir TRT\textdir TRT\arabicfont%
157         \luadirect{tex.sprint(processnovoc(\luastring0{\BODY},
158           \luastring0{\al@arb@rules}, \luastring0{\al@input@scheme}))}\egroup%
159       \else%
160         \ifx\@tempa\al@mode@trans%
161           \bgroup\pdir TLT\textdir TLT\al@trans@style%
162           \luadirect{tex.sprint(processtrans(\luastring0{\BODY},
163             \luastring0{\al@trans@convention},
164             \luastring0{\al@arb@rules},
165             \luastring0{\al@input@scheme}))}\egroup%
166         \else \fi\fi\fi\fi}{\par}

```

**arabverse** The arabverse environment may receive different options: mode, width, gutter, metre, color, utf, delim and export; all of them are defined here just before the arabverse environment.

```

167 \newlength{\al@bayt@width}
168 \newlength{\al@gutter@width}
169 \setlength{\al@bayt@width}{.3\textwidth}
170 \setlength{\al@gutter@width}{.15\al@bayt@width}
171 \define@key{al}{verse}{width}{\setlength{\al@bayt@width}{#1}}
172 \define@key{al}{verse}{gutter}{\setlength{\al@gutter@width}{#1}}
173 \define@key{al}{verse}{metre}{\arb{#1}}
174 \define@key{al}{verse}{color}[]{\color{#1}}
175 \define@boolkey{al}{verse}{utf}[true]{}
176 \define@boolkey{al}{verse}{delim}[true]{}
177 \define@boolkey{al}{verse}{export}[true]{}
178 \define@choicekey{al}{verse}{mode}{fullvoc, voc, novoc,
179   trans}{\def\al@mode{#1}}

```

```

180 \presetkeys[al]{verse}{metre={}, utf=false,
181   delim=false}{}
Then follows the environment itself:
182 \NewDocumentEnvironment{arabverse}{0{}}%
183 {\bgroup\setkeys[al]{verse}[width, gutter, color, utf, delim,
184   metre]{#1}%
185   \if@pkg@export\ifal@verse@export%
186   \ArbOutFile{\begin{arabverse}}%
187   \ifx\al@mode\al@mode@trans%
188     \luadirect{tooutfile(\luastringN{[#1]})}%
189   \else%
190     \IfSubStr[1]{#1}{utf}%
191     {\luadirect{tooutfile(\luastringN{[#1]})}}%
192     {\luadirect{tooutfile(\luastringN{[#1, utf]})}}%
193   \fi
194   \else\fi\else\fi\egroup%
195   \par\centering\noindent\bgroup\setkeys[al]{verse}[metre]{#1}%
196   \ifx\al@mode\al@mode@trans%
197     \ifal@verse@utf\setRL\else\setLR\fi%
198   \else\setRL\fi%
199   \arab@v@export{#1}
200 }%
201 {\endarab@v@export
202   \hfill\setkeys[al]{verse}[width, gutter, color, utf, delim, mode,
203   export]{#1}%
204   \egroup\par%
205   \bgroup\setkeys[al]{verse}[width, gutter, color, utf, delim, mode,
206   metre]{#1}%
207   \if@pkg@export\ifal@verse@export%
208   \ArbOutFile{\end{arabverse}}
209   \else\fi\else\fi\egroup}

```

`\bayt` Each verse consists of two hemistichs; therefore the `\bayt` command takes two arguments, the first receives the *ṣadr* and the second the *ʿağuz*. That two subsequent hemistichs should be connected with one another is technically named *tadwīr*. In some of these cases, the hemistichs may be connected by a prominent horizontal flexible stroke which is drawn by the `\al@verse@stroke` command.

`\SetHemistichDelim` A hemistich delimiter also may be defined. By default, it is set to the ‘star’ character: `*`. The `\SetHemistichDelim{<delimiter>}` command can be used at any point of the document to change this default setting.

```

210 \NewDocumentCommand{\arb@utf}{m}{%
211   \ifal@verse@utf\txarb{#1}\else\arb{#1}\fi}
212 \def\al@hemistich@delim{*}
213 \NewDocumentCommand{\SetHemistichDelim}{m}{\def\al@hemistich@delim{#1}}
214 \def\al@verse@stroke{\leavevmode\xleaders\hbox{\arb{--}}\hfill\kernOpt}
215 \NewDocumentCommand{\bayt}{s m o m}{%
216   \IfBooleanTF{#1}{\relax}{\relax}%
217   {\^^~200b}% quick fix to a bug (or a missing feature) in either

```

```

218             % luacolor or adjustbox
219 \ifdefined\savenotes\savenotes\else\fi%
220 \edef\al@tatweel{--}%
221 \adjustbox{width=\al@bayt@width, height=\Height}{\arb@utf{#2}}%
222 \IfNoValueTF{#3}{%
223   \ifal@verse@delim\makebox[\al@gutter@width][c]{\al@hemistich@delim}%
224   \else%
225   \hspace{\al@gutter@width}%
226   \fi
227 }{%
228   \edef\@tempa{#3}%
229   \ifx\@tempa\al@tatweel%
230   \ifx\al@mode\al@mode@trans%
231   \hspace{\al@gutter@width}%
232   \else%
233   \makebox[\al@gutter@width][s]{\al@verse@stroke}%
234   \fi%
235   \else%
236   \ifx\al@mode\al@mode@trans%
237   \adjustbox{width=\al@gutter@width, height=\Height}{\arb@utf{#3}}%
238   \else%
239   \makebox[\al@gutter@width][s]{\arb@utf{#3}}%
240   \fi\fi}%
241 \adjustbox{width=\al@bayt@width, height=\Height}{\arb@utf{#4}}%
242 \ifdefined\spewnotes\spewnotes\else\fi%
243 }

```

`\abjad` `\abjad{⟨number⟩}` expresses its argument in Arabic letters in accordance with the *ʾabjad* arrangement of the alphabet. `⟨number⟩` must be between 1 and 1999. It is now coded in Lua so that polyglossia is no longer needed. See `arabluatex.lua` for more information.

```

244 \AtBeginDocument{%
245   \ifdefined\abjad%
246   \RenewDocumentCommand{\abjad}{m}%
247   {\ifbool{al@rlmode}%
248     {\aemph{\luadirect{tex.sprint(abjadify(\luastring{#1}))}}}
249     {\luadirect{tex.sprint(abjadify(\luastring{#1}))}}}
250   \else%
251   \NewDocumentCommand{\abjad}{m}%
252   {\ifbool{al@rlmode}%
253     {\aemph{\luadirect{tex.sprint(abjadify(\luastring{#1}))}}}
254     {\luadirect{tex.sprint(abjadify(\luastring{#1}))}}}
255   \fi}

```

`\ayah` `\ayah{⟨number⟩}` prints up to 3-digit numbers inside ‘end of Ayah’ sign (U+06DD) or inside parentheses depending on the mode which is selected.

```

256 \NewDocumentCommand{\ayah}{m}{%
257   \luadirect{tex.sprint(ayah(\luastringN{#1}))}}

```

`\arbnul1` The `\arbnul1` command does nothing by itself. It is processed only if it is found in Arabic context so as to put back on contextual analysis in case it has been broken by other commands.

```
258 \NewDocumentCommand{\arbnul1}{m}{\relax}
```

`\abraces` `\abraces{⟨Arabic text⟩}` puts its argument between braces. This macro is written in Lua and is dependent on the current value of `tex.textdir`.

```
259 \NewDocumentCommand{\abraces}{+m}{%
260   \luadirect{tex.sprint(abraces(\luastringN{#1}))}}
```

`\LRmarginpar` `\LRmarginpar` is supposed to be inserted in an Arabic environment. It typesets his argument in a marginal note from left to right.

```
261 \DeclareDocumentCommand{\LRmarginpar}{o m}{%
262   \IfNoValueTF{#1}
263     {\marginpar{\textdir TLT #2}}
264     {\marginpar[\textdir TLT #1]{\textdir TLT #2}}}
```

`\LRfootnote` `\LRfootnote` and `\RLfootnote` are supposed to be used in Arabic environments for insertions of non Arabic text. `\LRfootnote` typesets its argument left-to-right...

`\RLfootnote` while `\RLfootnote` typesets its argument left-to-right.

```
265 \DeclareDocumentCommand{\LRfootnote}{m}{\bgroup\pdir
266   TLT\textdir TLT\footnote{#1}\egroup}
267 \DeclareDocumentCommand{\RLfootnote}{m}{\bgroup\pdir
268   TRT\textdir TRT\footnote{#1}\egroup}
```

`\FixArbFtnmk` In the preamble, just below `\usepackage{arabluatex}`, `\FixArbFtnmk` may be of some help in case the footnote numbers at the bottom of the page are printed in the wrong direction. This quick fix uses and loads `scrextend` if it is not already loaded.

```
269 \NewDocumentCommand{\FixArbFtnmk}{}{%
270   \@ifpackageloaded{scrextend}%
271   {\AtBeginDocument{\deffootnote{2em}{1.6em}{\LR{\thefootnotemark}.\enskip}}}%
272   {\RequirePackage{scrextend}
273    \AtBeginDocument{\deffootnote{2em}{1.6em}{\LR{\thefootnotemark}.\enskip}}}
```

### Exporting Unicode Arabic to external file

`\SetArbOutSuffix` By default, `_out` is the suffix to be appended to the external file in which `arabluatex` exports Unicode in place of `arabtex` or `buckwalter` strings. Any other suffix may be set with `\SetArbOutSuffix{⟨suffix⟩}`.

```
274 \NewDocumentCommand{\SetArbOutSuffix}{m}{
275   \luadirect{al_utffilesuffix(\luastringN{#1})}}
```

`\ArbOutFile` `\ArbOutFile[⟨newline⟩]{⟨string⟩}` silently exports `⟨string⟩` to the external selected file. It may take `newline` as an optional argument in which case a carriage return is appended to `string`.

`\ArbOutFile*` `\ArbOutFile*[\newline]{\string}` does the same as `\ArbOutFile` but also inserts `\string` in the current `.tex` source file.

```
276 \NewDocumentCommand{\ArbOutFile}{s O{no} +m}{%
277   \if@pkg@export%
278   \IfBooleanTF{#1}{%
279     #3\luadirect{tooutfile(\luastringN{#3}, "#2")}}{%
280     \luadirect{tooutfile(\luastringN{#3}, "#2")}}%
281   \else\IfBooleanTF{#1}{#3}{}\fi}
```

`arabexport` The `arabexport` environment processes and prints its argument unchanged to the current `.pdf` file. Additionally, if `arabluatex` is loaded with the `export` option, this argument is exported to the external selected `.tex` file with Unicode in place of the original `arabtex` or `buckwalter` strings.

```
282 \NewEnviron{arabexport}{%
283   \if@pkg@export%
284   \par
285   \BODY
286   \luadirect{al_doexport("yes")}
287   \luadirect{tex.sprint(arbtoutf(\luastringO{\BODY}))}
288   \luadirect{al_doexport("no")}
289   \else\par\BODY\fi
290 }[\par]
```

`arab@v@export` The `arab@v@export` environment does for `arabverse` the same as `arabexport`. It is used internally by `arabverse`.

```
291 \NewEnviron{arab@v@export}[1]{%
292   \setkeys{al}{verse}[width, gutter, color, utf, delim, mode,
293   metre]{#1}
294   \if@pkg@export\ifal@verse@export%
295   \par
296   \BODY
297   \luadirect{al_doexport("arabverse")}
298   \luadirect{tex.sprint(arbtoutf(\luastringO{\BODY}))}
299   \luadirect{al_doexport("no")}
300   \else\par\BODY\fi\else\par\BODY\fi
301 }[\par]
```

`\arbpardir` `\arbpardir` is automatically inserted by `arabluatex` at the beginning of Arabic paragraphs converted to Unicode so that they are printed in the right direction.

```
302 \NewDocumentCommand{\arbpardir}{}{%
303   \ifx\al@mode\al@mode@trans\setLR\else\setRL\fi}
```

## Errors and Warnings

```
304 \newcommand{\al@warning}[1]{\PackageWarning{arabluatex}{#1}}
305 \newcommand{\al@error}[2]{\PackageError{arabluatex}{#1}{#2}}
306 \newcommand{\al@wrong@nesting}{\al@error{%
307   (RL/LR)\string\footnote\space is not allowed\MessageBreak inside
```

```

308 \string\RL{} and \string\RL{} commands}{%
309 Get rid of the surrounding \string\RL{} or \string\LR{} command.}}
310 \newcommand{\al@wrong@mark}{\al@warning{%
311 Unknown Arabic mark in \string\arbmark{}. Replaced
312 with\MessageBreak <??>. Please check your code}}

```

That is it. Say goodbye before leaving.

## Patches

```

313 \NeedsTeXFormat{LaTeX2e}
314 \ProvidesPackage{arabluatex-patch}%
315 [2016/11/14 v1.0 patches for arabluatex]

```

I have put in a separate .sty file external lines of code that I had to patch for a good reason. I hate doing this, and hopefully, most of these lines will disappear as soon as they are not required anymore.

The following is taken from latex.ltx. I had to make this patch for I could not find a way to process the list environments in right-to-left mode. The LuaTeX primitives \bodydir and \pagedir will eventually allow us to get rid of this:

```

316 \def\list#1#2{%
317 \ifnum \@listdepth >5\relax
318 \toodeep
319 \else
320 \global\advance\@listdepth\@ne
321 \fi
322 \rightmargin\z@
323 \listparindent\z@
324 \itemindent\z@
325 \csname @list\romannumeral\the\@listdepth\endcsname
326 \def\@itemlabel{#1}%
327 \let\makelabel\@mklab
328 \@nmbrrlistfalse
329 #2\relax
330 \@trivlist
331 \parskip\parsep
332 \parindent\listparindent
333 \advance\linewidth -\rightmargin
334 \advance\linewidth -\leftmargin

```

patch begins:

```

335 \ifbool{al@rlmode}{\advance\@totalleftmargin \rightmargin}%
336 {\advance\@totalleftmargin \leftmargin}

```

patch ends.

```

337 \parshape \@ne \@totalleftmargin \linewidth
338 \ignorespaces}
339 \def\@item[#1]{%
340 \if@noparitem
341 \donoparitem
342 \else
343 \if@inlabel
344 \indent \par

```

```

345 \fi
346 \ifhmode
347 \unskip\unskip \par
348 \fi
349 \if@newlist
350 \if@nobreak
351 \@nbitem
352 \else
353 \addpenalty\@beginparpenalty
354 \addvspace\@topsep
355 \addvspace{-\parskip}%
356 \fi
357 \else
358 \addpenalty\@itempenalty
359 \addvspace\itemsep
360 \fi
361 \global\@inlabeltrue
362 \fi
363 \everypar{%
364 \@minipagefalse
365 \global\@newlistfalse
366 \if@inlabel
367 \global\@inlabelfalse
368 {\setbox\z@\lastbox
369 \ifvoid\z@
370 \kern-\itemindent
371 \fi}%
372 \box\@labels
373 \penalty\z@
374 \fi
375 \if@nobreak
376 \@nobreakfalse
377 \clubpenalty \@M
378 \else
379 \clubpenalty \@clubpenalty
380 \everypar{}%
381 \fi}%
382 \if@noitemarg
383 \@noitemargfalse
384 \if@nmbbrlist
385 \refstepcounter\@listctr
386 \fi
387 \fi

patch begins:
388 \ifbool{al@rlmode}{\sRLbox\@tempboxa{\makelabel{#1}}}{%
389 \sbox\@tempboxa{\makelabel{#1}}}%
390 \ifbool{al@rlmode}{\global\setbox\@labels\hbox dir TRT}%
391 {\global\setbox\@labels\hbox}{%

patch ends.

```



```

392 \unhbox\@labels
393 \hskip \itemindent
394 \hskip -\labelwidth
395 \hskip -\labelsep
396 \ifdim \wd\@tempboxa >\labelwidth
397 \box\@tempboxa
398 \else
399 \hbox to\labelwidth {\unhbox\@tempboxa}%
400 \fi
401 \hskip \labelsep}%
402 \ignorespaces}

```

This is adapted from Vafa Khalighi's bidi package. Thanks to him.

```

403 \long\def\sRLbox#1#2{\setbox#1\hbox dir TRT{%
404 \color@setgroup#2\color@endgroup}}

```

## References

- Brockelmann, Carl et al. (1935). “Die Transliteration der arabischen Schrift in ihrer Anwendung auf die Hauptliteratursprachen der islamischen Welt”. In: *Denkschrift dem 19. internationalen Orientalistenkongreß in Rom vorgelegt von der Transkriptionskommission der Deutschen Morgenländischen Gesellschaft*. In collab. with Ph. S. van Ronkel and Otto Spies. Leipzig: Deutsche Morgenländische Gesellschaft, in Kommission bei F. A. Brockhaus. URL: [http://www.naher-osten.uni-muenchen.de/studium\\_lehre/werkzeugkasten/dmgtransliteration.pdf](http://www.naher-osten.uni-muenchen.de/studium_lehre/werkzeugkasten/dmgtransliteration.pdf).
- Habash, Nizar Y. (2010). *Introduction to Arabic Natural Language Processing*. Synthesis Lectures on Human Language Technologies 10. Toronto: Morgan & Claypool Publishers.
- Hosny, Khaled (Dec. 13, 2017). *Amiri*. URL: <http://www.amirifont.org/>.
- DIN 31 635 (July 2011). *Information and Documentation - Romanization of the Arabic Alphabet for Arabic, Ottoman-Turkish, Persian, Kurdish, Urdu and Pushto*. URL: <http://www.din.de>.
- Lagally, Klaus (Nov. 3, 2004). *ArabTeX. Typesetting Arabic and Hebrew*. User Manual Version 4.00. Version 4.00. URL: <http://mirrors.ctan.org/language/arabic/arabtex/doc/html/arabtex.htm>.
- Lane, Edward William (1863–1893). *An Arabic-English lexicon*. 8 vols. London – Edinburgh: Williams and Norgate.
- Wright, W. L.L.D (1896). *A Grammar of the Arabic Language*. Rev. by W. Robertson Smith and M. J. de Goeje. With a forew. by Pierre Cachia. 3rd ed. 2 vols. Beirut: Librairie du Liban.

## Change History

v1.0.	General: Initial release . . . . .	1	\bayt: New macro \bayt for typesetting each verse inside the arabverse environment . . . . .	67
v1.0.1.	General: Minor update of the documentation . . . . .	1	\SetArbDflt*: This starred version applies the assimilation rules in addition to what \SetArbDflt already does. . . . .	63
v1.1.	\abjad: New and more flexible \abjad command. . . . .	68	\SetHemistichDelim: New \SetHemistichDelim command for changing the default delimiter between hemistichs . .	67
v1.2.	\SetArbEasy: New \SetArbEasy/\SetArbDflt for ‘modern’ or ‘classic’ Arabic styles. . . . .	63	v1.7.	\arbnnull: New \arbnnull command for putting back on any contextual analysis rule broken by other commands. . . . .
v1.3.	\arbup: <i>ʾrāb</i> is now written as superscript text in dng mode by default. . . . .	64	v1.8.	General: arabica transliteration standard is now supported . . .
v1.4.	\SetInputScheme: \SetInputScheme can be used to process other input schemes such as ‘Buckwalter’ . . . . .	63	v1.8.5.	General: Six additional Persian characters are now available . .
	\SetTranslitFont: For selecting a specific font for transliterated texts . . . . .	63	v1.9.	\MkArbBreak: New \MkArbBreak command for inserting user-defined macros in Arabic environments . . . . .
v1.4.3.	\abraces: New \abraces command which expresses its argument between braces. . . . .	69	v1.9.2.	\aemph*: Starred version which always puts the stroke over its argument . . . . .
v1.4.4.	\SetArbEasy*: this starred version discards the <i>sukūn</i> in addition to what is already discarded by \SetArbEasy. . . . .	63	v1.10.	General: \uc supersedes \cap . . . .
v1.5.	General: Compatibility with the quran package . . . . .	57	\prname: New command for typesetting Arabic proper names in transliteration . . . . .	64
	Environments may be nested inside the arab environment . .	52	v1.11.	\arbmark: New command for inserting additional marks in Arabic environments . . . . .
	txarab: New txarab environment for typesetting running paragraphs in Unicode Arabic .	65	\newarbmark: Allows defining additional sets of Arabic marks	65
v1.6.	arabverse: New environment arabverse for typesetting Arabic poetry . . . . .	66	v1.12.	General: \abjad can now process L <sup>A</sup> T <sub>E</sub> X counters . . . . .
				27

<code>\arbcolor</code> : Standard color command for Arabic environments . . . . .	63	<code>\arbmark</code> : New optional argument: either <code>rl</code> or <code>lr</code> . . . . .	65
<code>\MkArbBreak*</code> : ‘starred’ version which closes Arabic environments before processing declared commands. . . . .	62	<code>\ArbOutFile</code> : Silently exports its argument in the selected external file. . . . .	69
v1.13.		<code>\arbpardir</code> : Sets the direction of Arabic paragraphs once they are converted to Unicode. . . . .	70
<code>arabexport</code> : Processes and print its argument in the current file and exports it in full Unicode in the external selected <code>.tex</code> file. . . .	70	<code>\prname*</code> : Renders proper names already converted to Unicode in upright roman style . . . . .	64
<code>arabverse</code> : New options <code>color</code> and <code>export</code> to <code>arabverse</code> environment. . . . .	66	<code>\SetArbOutSuffix</code> : Sets a suffix to be appended to the filename of the external Unicode file. . . . .	69
		v1.15.	
		<code>\ayah</code> : Prints End of Ayah sign . . .	68

## Index

Numbers written in *italic* refer to the page where the corresponding entry is described; numbers underlined refer to the code line of the definition; numbers in *roman* refer to the code lines where the entry is used.

Symbols		
<code>\@M</code> . . . . .	377	<code>\@tempa</code> . . . 108, 109, 114, 119, 124, 141, 142, 148, 154, 160, 228, 229
<code>\@beginparpenalty</code> .	353	<code>\@tempboxa</code> . . . . 388, 389, 396, 397, 399
<code>\@clubpenalty</code> . . . .	379	<code>\@toodeep</code> . . . . . 318
<code>\@donoparitem</code> . . . .	341	<code>\@topsep</code> . . . . . 354
<code>\@ifpackageloaded</code> .	270	<code>\@totalleftmargin</code> . . . . . 335, 336, 337
<code>\@inlabelfalse</code> . . . .	367	<code>\@trivlist</code> . . . . . 330
<code>\@inlabeltrue</code> . . . .	361	<code>\_</code> . . . . . 43
<code>\@item</code> . . . . .	339	
<code>\@itemlabel</code> . . . . .	326	
<code>\@itempenalty</code> . . . .	358	
<code>\@labels</code> . . . . .	372, 390, 391, 392	
<code>\@listctr</code> . . . . .	385	
<code>\@listdepth</code> 317, 320, 325		
<code>\@minipagefalse</code> . . .	364	
<code>\@mklab</code> . . . . .	327	
<code>\@nbitem</code> . . . . .	351	
<code>\@ne</code> . . . . .	320, 337	
<code>\@newlistfalse</code> . . . .	365	
<code>\@nmbrrlistfalse</code> . . .	328	
<code>\@nobreakfalse</code> . . . .	376	
<code>\@noitemargfalse</code> . .	383	
		<b>A</b>
		<code>\abjad</code> . . . . . 26, 244
		<code>\abraces</code> . . . . . 33, 259
		<code>\addpenalty</code> . . . 353, 358
		<code>\addvspace</code> 354, 355, 359
		<code>\adjustbox</code> 221, 237, 241
		<code>\advance</code> . . . . . 320, 333, 334, 335, 336
		<code>\aemph</code> . 28, 59, 248, 253
		<code>\aemph*</code> . . . . . 28, 59
		<code>\al@arb@rules</code> 72, 75, 76, 79, 80, 112, 117, 122, 128, 146, 152, 158, 164
		<code>\al@arbuf</code> . . . . . 88, 89, 90, 91, 92
		<code>\al@arbuf@dfmt</code> . . . . . 87, 88, 90
		<code>\al@bayt@width</code> . . . . . 167, 169, 170, 171, 221, 241
		<code>\al@error</code> . . . . 305, 306
		<code>\al@gutter@width</code> . . . . . 168, 170, 172, 223, 225, 231, 233, 237, 239
		<code>\al@hemistich@delim</code> . . . . . 212, 213, 223
		<code>\al@input@scheme</code> . . . . . 70, 71, 112, 117, 122, 129, 146, 152, 158, 165

`\al@mode` ..... 13,  
           14, 15, 16, 107,  
           140, 179, 187,  
           196, 230, 236, 303  
`\al@mode@fullvoc` ..  
       ..... 26, 114, 148  
`\al@mode@novoc` ....  
       ..... 27, 119, 154  
`\al@mode@trans` .. 28,  
           124, 160, 187,  
           196, 230, 236, 303  
`\al@mode@voc` 25, 109, 142  
`\al@tatweel` .. 220, 229  
`\al@trans@convention`  
   .. 85, 86, 127, 163  
`\al@trans@font` ....  
       ..... 81, 82, 102  
`\al@trans@style` . 83,  
           84, 102, 125, 161  
`\al@verse@stroke` ..  
       ..... 214, 233  
`\al@warning` .. 304, 310  
`\al@wrong@mark` .... 310  
`\al@wrong@nesting` . 306  
*Amiri* ..... 5  
*amiri* (package) ..... 5  
*arab* (environment) 8, 140  
`\arab@v@export` .... 199  
`arab@v@export` (envi-  
   ronment) ... 291  
*arabexport* (environ-  
   ment) ... 58, 282  
*Arabic-English Lexicon*,  
*An* ..... 20  
`\arabicfont` .....  
       42, 43, 45, 100,  
       106, 110, 115,  
       120, 144, 150, 156  
*arabluatex* (package) .  
   ..... 2–7, 9,  
       11–14, 16–20,  
       22, 27–29,  
       31, 33, 35–37,  
       41–46, 48–52,  
       55–64, 69, 70  
*ArabTeX* ..... 3, 22  
*arabtex* (package) ...  
   ... 3, 4, 17, 22, 60  
*arabulatex* (package) .. 18  
*arabverse* (environ-  
   ment) ... 28, 167  
*arabxetex* (package) ..  
   ..... 4, 5, 17  
`\arb` ..... 7, 98,  
           107, 173, 211, 214  
`\arb@utf` ..... 210,  
           221, 237, 239, 241  
`\arbcOLOR` ..... 36, 68  
`\arbmArk` .. 33, 132, 311  
`\arbnULL` ..... 25, 258  
`\ArbOutFile` .....  
   . 59, 186, 208, 276  
`\ArbOutFile*` ... 59, 276  
`\arbpArDir` .... 59, 302  
`\arbup` ..... 43, 87  
`\ArbUpDflt` ..... 44, 87  
`\AtEndDocument` ..... 21  
`\ayah` ..... 35, 256

## B

*babel* (package) ..... 55  
*babel-french* (package) . 55  
`\bayt` ..... 29, 210  
`\begin` ..... 186  
*bidi* (package) ..... 73  
`\BODY` . 145, 151, 157,  
   162, 285, 287,  
   289, 296, 298, 300  
`\boolfalse` ..... 47  
`\booltrue` ..... 46,  
   105, 110, 115,  
   120, 143, 149, 155  
`\box` ..... 372, 397  
*Brockelmann, Carl* ...  
   ..... 11, 41, 43

## C

`\centering` ..... 195  
`\clubpenalty` .. 377, 379  
`\color` ..... 174  
`color` (option) ..... 29  
`\color@endgroup` ... 404  
`\color@setgroup` ... 404  
*csquotes* (package) ... 55

## D

`\DeclareOptionX` ...  
   ..... 13, 14, 15, 16  
`\deffootnote` .. 271, 273

`\define@boolkey` ...  
   . 17, 175, 176, 177  
`\define@choicekey` . 178  
`\define@key` .....  
   171, 172, 173, 174  
`\delim` (option) ..... 29

## E

`\end` ..... 208  
`\endarab@v@export` . 201  
*enumitem* (package) 53–55  
*environments*:  
   *arab* ..... 8, 140  
   *arab@v@export* .. 291  
   *arabexport* .. 58, 282  
   *arabverse* .. 28, 167  
   *txarab* ..... 48, 103  
`\everypar` .... 363, 380  
`\ExecuteOptionsX` ... 23  
`export` (option) . 6, 29, 58

## F

`\FixArbFtnmk` ... 50, 269  
*fontspec* (package) ...  
   ..... 5, 41, 63  
`\footnote` 266, 268, 307  
*footnote* (package) .... 31  
*footnotehyper* (package) 31  
`fullvoc` (option) .... 6, 9

## G

`\global` ... 320, 361,  
   365, 367, 390, 391  
*Grammar of the Ara-  
   bic Language*,  
*A* . 5, 6, 8, 10,  
   14, 15, 17–20,  
   26, 27, 43, 55  
`gutter` (option) ..... 28

## H

*Habash, Nizar Y.* ..... 46  
`\hbox` ..... 214,  
   390, 391, 399, 403  
`\Height` .. 221, 237, 241  
`\hfill` ..... 202, 214  
*Hosny, Khaled* ..... 5  
`\hskip` 393, 394, 395, 401  
`\hspace` ..... 225, 231

<b>I</b>		<b>L</b>		<b>\MkArbBreak</b> . 20, 51, 54	
<b>\if@inlabel</b> .. 343, 366		<b>\labelsep</b> .... 395, 401		<b>\MkArbBreak*</b> .... 51, 54	
<b>\if@newlist</b> ..... 349		<b>\labelwidth</b> 394, 396, 399		<b>mode (option)</b> ..... 28	
<b>\if@nmbrlist</b> ..... 384		Lagally, Klaus ..... 3, 22		<b>N</b>	
<b>\if@nobreak</b> .. 350, 375		Lane, Edward William . 20		<b>nameauth (package)</b> ... 43	
<b>\if@noitemarg</b> ..... 382		<b>\lastbox</b> ..... 368		<b>\newarbookmark</b> ... 34, 138	
<b>\if@noparitem</b> ..... 340		<b>\leavevmode</b> ..... 214		<b>\newbool</b> ..... 40	
<b>\if@pkg@export</b> ....		<b>\leftmargin</b> .. 334, 336		<b>\NewDocumentEnvironment</b>	
..... 18, 185,		<b>lineno (package)</b> ..... 31		..... 103, 182	
207, 277, 283, 294		<b>\linewidth</b> 333, 334, 337		<b>\NewEnviron</b> 140, 282, 291	
<b>\ifal@verse@delim</b> . 223		<b>\list</b> ..... 316		<b>\newfontfamily</b> ..... 45	
<b>\ifal@verse@export</b>		<b>\listparindent</b> 323, 332		<b>\newlength</b> ... 167, 168	
..... 185, 207, 294		<b>\long</b> ..... 403		<b>\NoArbUp</b> ..... 44, 87	
<b>\ifal@verse@utf</b> 197, 211		<b>\LR</b> 48, 49, 271, 273, 309		<b>\noindent</b> ..... 195	
<b>\ifbool</b> ..... 247,		<b>\LRfootnote</b> ... 49, 265		<b>novoc (option)</b> ..... 6, 9	
252, 335, 388, 390		<b>\LRmarginpar</b> ... 50, 261		<b>O</b>	
<b>\IfBooleanTF</b> .... 55,		<b>\luadirect</b> .. 19, 21,		<b>options:</b>	
61, 65, 74, 78,		41, 56, 57, 62,		<b>color</b> ..... 29	
98, 216, 278, 281		63, 66, 67, 94,		<b>delim</b> ..... 29	
<b>\ifdim</b> ..... 396		111, 116, 121,		<b>export</b> .... 6, 29, 58	
<b>\ifhmode</b> ..... 346		126, 135, 139,		<b>fullvoc</b> ..... 6, 9	
<b>\ifluatex</b> ..... 5		145, 151, 157,		<b>gutter</b> ..... 28	
<b>\IfNoValueTF</b> 69, 222, 262		162, 188, 191,		<b>metre</b> ..... 28	
<b>\ifnum</b> ..... 317		192, 248, 249,		<b>mode</b> ..... 28	
<b>\IfSubStr</b> ..... 190		253, 254, 257,		<b>novoc</b> ..... 6, 9	
<b>\ifvoid</b> ..... 369		260, 275, 279,		<b>trans</b> ..... 6, 9	
<b>\ignorespaces</b> . 338, 402		280, 286, 287,		<b>utf</b> ..... 29	
<b>\indent</b> ..... 344		288, 297, 298, 299		<b>voc</b> ..... 6, 9	
<i>Information and Docu-</i>		<b>luaotfload (package)</b> ... 41		<b>width</b> ..... 28	
<i>mentation - Ro-</i>		<b>\luastring</b> .....		<b>P</b>	
<i>manization of</i>		248, 249, 253, 254		<b>\par</b> ..... 104,	
<i>the Arabic Al-</i>		<b>\luastringN</b> . 56, 57,		106, 141, 166,	
<i>phabet for Ara-</i>		62, 63, 66, 67,		195, 204, 284,	
<i>bic, Ottoman-</i>		94, 111, 116,		289, 290, 295,	
<i>Turkish, Per-</i>		121, 126, 135,		300, 301, 344, 347	
<i>sian, Kur-</i>		136, 139, 188,		<b>paralist (package)</b> . 53, 55	
<i>dish, Urdu and</i>		191, 192, 257,		<b>\pardir</b> ..... 46, 47,	
<i>Pushto</i> ..... 11		260, 275, 279, 280		106, 144, 150,	
<i>Introduction to Arabic</i>		<b>\luastringO</b> 112, 117,		156, 161, 265, 267	
<i>Natural Lan-</i>		122, 127, 128,		<b>\parindent</b> ..... 332	
<i>guage Process-</i>		129, 145, 146,		<b>\parsep</b> ..... 331	
<i>ing</i> ..... 46		151, 152, 157,		<b>\parshape</b> ..... 337	
<b>\itemindent</b> 324, 370, 393		158, 162, 163,		<b>\parskip</b> ..... 331, 355	
<b>\itemsep</b> ..... 359		164, 165, 287, 298		<b>\penalty</b> ..... 373	
<b>\itshape</b> ..... 83		<b>M</b>		<b>polyglossia (package)</b> 5, 68	
<b>K</b>		<b>\makebox</b> . 223, 233, 239		<b>\presetkeys</b> ..... 180	
<b>\kern</b> ..... 214, 370		<b>\makelabel</b> 327, 388, 389		<b>\prname</b> ..... 42, 96	
<b>KOMA-script (package)</b> 50		<b>\marginpar</b> ... 263, 264			
		<b>metre (option)</b> ..... 28			

<code>\prname*</code> . . . . .	43, 59, <a href="#">96</a>	<code>\SetHemistichDelim</code>		<code>trans</code> (option) . . . . .	6, 9
<code>\ProcessOptionsX</code> . . .	<a href="#">24</a>		. . . . .	29, <a href="#">210</a> , <a href="#">213</a>	<i>Transliteration der ara-</i>
<code>\ProvidesPackage</code> <a href="#">2</a> , <a href="#">314</a>		<code>\SetInputScheme</code> . . .		<i>bischen Schrift,</i>	
			. . . . .	46, <a href="#">70</a> , <a href="#">134</a>	<i>Die</i> . . . . .
		<code>\setkeys</code> . . . . .		183,	11, 41, 43
<b>Q</b>				195, 202, 205, 292	<code>txarab</code> (environment)
<code>quoting</code> (package) . . . .	52	<code>\setlength</code> . . . . .			. . . . .
<code>quran</code> (package) . . . . .	57			169, 170, 171, 172	<a href="#">48</a> , <a href="#">103</a>
		<code>\setLR</code> . . . . .		47, 50, 197, 303	<code>txarab</code> (environment) . .
<b>R</b>		<code>\setRL</code> . . . . .		46,	57
<code>\refstepcounter</code> . . .	<a href="#">385</a>			50, 197, 198, 303	<code>\txarb</code> . . . . .
<code>reledmac</code> (package) . . .	57	<code>\SetTranslitConvention</code>			48, <a href="#">99</a> , <a href="#">211</a>
<code>\RequirePackage</code> . . .	4,			41, <a href="#">85</a>	<code>\txtrans</code> . . . . .
	<a href="#">12</a> , 29, 30, 31,	<code>\SetTranslitFont</code> <a href="#">41</a> , <a href="#">81</a>			<a href="#">98</a> , <a href="#">99</a>
	<a href="#">32</a> , 33, 34, 35,	<code>\SetTranslitStyle</code> .			
	<a href="#">36</a> , 37, 38, 39, <a href="#">272</a>			. . . . .	
<code>\rightmargin</code> . . . . .				41, <a href="#">83</a> , <a href="#">97</a>	
	. . . . .	<code>\space</code> . . . . .		307	
<code>\RL</code> . . .	49, <a href="#">51</a> , 308, 309	<code>\spewnotes</code> . . . . .		242	<b>U</b>
<code>\RLfootnote</code> . . .	49, <a href="#">265</a>	<code>\sRLbox</code> . . . . .		388, 403	<code>\Uc</code> . . . . .
<code>\rmfamily</code> . . . . .					<a href="#">95</a>
	. . . . .	<b>T</b>			<code>\uc</code> . . . . .
<code>\romannumeral</code> . . . . .	<a href="#">49</a> , 50, 52, 53, <a href="#">81</a>	<code>\textcolor</code> . . . . .		69	41, <a href="#">93</a> , <a href="#">95</a> , <a href="#">98</a>
	<a href="#">325</a>	<code>\textdir</code> . . . . .		46,	<code>\unhbox</code> . . . . .
<b>S</b>				47, 49, 50, 52,	<a href="#">392</a> , <a href="#">399</a>
<code>\savenotes</code> . . . . .	<a href="#">219</a>			53, 100, 102,	<code>\unskip</code> . . . . .
<code>\sbox</code> . . . . .	<a href="#">389</a>			106, 110, 115,	<a href="#">347</a>
<code>scrextend</code> (package) . . .	50, 69			120, 125, 144,	<code>utf</code> (option) . . . . .
<code>\SetArbDflt</code> . . . . .	7, <a href="#">72</a>			150, 156, 161,	29
<code>\SetArbDflt*</code> . . . . .	7, <a href="#">72</a>			263, 264, 266, 268	
<code>\SetArbEasy</code> . . . . .	7, <a href="#">72</a>	<code>\textsuperscript</code> . . .		87	<b>V</b>
<code>\SetArbEasy*</code> . . . . .	7, <a href="#">72</a>	<code>\textwidth</code> . . . . .		169	<code>voc</code> (option) . . . . .
<code>\SetArbOutSuffix</code> <a href="#">58</a> , <a href="#">274</a>		<code>\the</code> . . . . .		325	6, 9
<code>\SetArbUp</code> . . . . .	44, <a href="#">87</a>	<code>\thefootnotemark</code> . .			
<code>\setbox</code> . . . . .				271, 273	<b>W</b>
	<a href="#">368</a> , <a href="#">390</a> , <a href="#">391</a> , <a href="#">403</a>	<code>\thinspace</code> . . . . .		87	<code>\wd</code> . . . . .
					<a href="#">396</a>
					<code>width</code> (option) . . . . .
					28
					<code>Wright, W. L.L.D</code> . . .
					5,
					6, 8, 10, 14,
					15, 17–20,
					26, 27, 43, 55
					<b>X</b>
					<code>xcolor</code> (package) . . . . .
					36
					<code>\xleaders</code> . . . . .
					<a href="#">214</a>
					<b>Z</b>
					<code>\z@</code> . . . . .
					<a href="#">322</a> , <a href="#">323</a> ,
					<a href="#">324</a> , <a href="#">368</a> , <a href="#">369</a> , <a href="#">373</a>