

# The $\text{\LaTeX}$ package `showexpl`

## Examples

1	The <code>overhang</code> parameter . . . . .	1
2	The <code>wide</code> parameter . . . . .	1
3	The <code>overhang</code> parameter again . . . . .	2
4	The <code>wide</code> parameter again . . . . .	2
5	Floating Example . . . . .	3
6	The <code>graphic</code> parameter . . . . .	4
7	Fix width of the result (side-by-side default: <code>0.5\linewidth</code> ) .	5
8	The <code>varwidth</code> parameter . . . . .	5
9	Fix width of the result (default: <code>\linewidth</code> ) . . . . .	5
10	The <code>justification</code> parameter . . . . .	5

## The listings parameters still works

$\text{\LaTeX}$   $\text{\LaTeX}$   $\text{\LaTeX}$   $\text{\LaTeX}$

```
\Large\LaTeX{} \LaTeX{}
\LaTeX{} \LaTeX{}

```

half text area

half text area

margin area

## The `pos`, `overhang`, and `caption` parameters

**Example 1:** The `overhang` parameter

```
1 \Large\LaTeX{} \LaTeX{}
2 \LaTeX{} \LaTeX{}

```

$\text{\LaTeX}$   $\text{\LaTeX}$   $\text{\LaTeX}$   $\text{\LaTeX}$

half text area

half text area

margin area

$\text{\LaTeX}$   $\text{\LaTeX}$   $\text{\LaTeX}$   $\text{\LaTeX}$

```
1 \Large\LaTeX{} \LaTeX{}
2 \LaTeX{} \LaTeX{}

```

half text area

half text area

margin area

## The `wide` parameter with inner and outer position

**Example 2:** The `wide` parameter

```
1 \Large\LaTeX{} \LaTeX{}
2 \LaTeX{} \LaTeX{}

```

$\text{\LaTeX}$   $\text{\LaTeX}$   $\text{\LaTeX}$   $\text{\LaTeX}$

half text area

half text area

margin area

$\text{\LaTeX}$   $\text{\LaTeX}$   $\text{\LaTeX}$   $\text{\LaTeX}$

```
1 \Large\LaTeX{} \LaTeX{}
2 \LaTeX{} \LaTeX{}

```

## More examples on an even (left) page

L<sup>A</sup>T<sub>E</sub>X L<sup>A</sup>T<sub>E</sub>X L<sup>A</sup>T<sub>E</sub>X L<sup>A</sup>T<sub>E</sub>X

```
1 \Large\LaTeX{} \LaTeX{}
2 \LaTeX{} \LaTeX{}

```

| margin area | | half text area | | half text area |

```
1 \Large\LaTeX{} \LaTeX{}
2 \LaTeX{} \LaTeX{}

```

L<sup>A</sup>T<sub>E</sub>X L<sup>A</sup>T<sub>E</sub>X L<sup>A</sup>T<sub>E</sub>X L<sup>A</sup>T<sub>E</sub>X

**Example 3:** The overhang parameter again

| margin area | | half text area | | half text area |

L<sup>A</sup>T<sub>E</sub>X L<sup>A</sup>T<sub>E</sub>X L<sup>A</sup>T<sub>E</sub>X L<sup>A</sup>T<sub>E</sub>X

```
1 \Large\LaTeX{} \LaTeX{}
2 \LaTeX{} \LaTeX{}

```

| margin area | | half text area | | half text area |

L<sup>A</sup>T<sub>E</sub>X L<sup>A</sup>T<sub>E</sub>X L<sup>A</sup>T<sub>E</sub>X L<sup>A</sup>T<sub>E</sub>X

```
1 \Large\LaTeX{} \LaTeX{}
2 \LaTeX{} \LaTeX{}

```

**Example 4:** The wide parameter again

| margin area | | half text area | | half text area |

```
1 \Large\LaTeX{} \LaTeX{}
2 \LaTeX{} \LaTeX{}

```

L<sup>A</sup>T<sub>E</sub>X L<sup>A</sup>T<sub>E</sub>X L<sup>A</sup>T<sub>E</sub>X L<sup>A</sup>T<sub>E</sub>X

**Example 5:** This is a floating Example (parameter `rangeaccept=true`)

```
1 Line 3 \par
2 Line 4 \par
3 Line 5 \par
4 Line 6 \par
5 Line 8 \par
6 Line 9 \par
7 Line 10 \par
```

```
Line 3
Line 4
Line 5
Line 6
Line 8
Line 9
Line 10
```

Whole  $\text{\LaTeX}$  documents as example code and the parameters `preset`, `rframe`, and `rangeaccept`

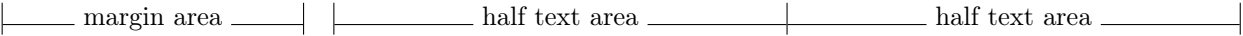
```
1 \documentclass[a4paper,twoside]{article}
2 \begin{document}
3   \begin{equation}
4     \sigma(t)=\frac{1}{\sqrt{2\pi}}
5     \int_0^t e^{-x^2/2} dx
6   \end{equation}
7 \end{document}
```

$$\sigma(t) = \frac{1}{\sqrt{2\pi}} \int_0^t e^{-x^2/2} dx \quad (1)$$

\_\_\_\_\_ half text area \_\_\_\_\_ | \_\_\_\_\_ half text area \_\_\_\_\_ | \_\_\_\_\_ margin area \_\_\_\_\_

$$H_c = \frac{1}{2n} \sum_{l=0}^n (-1)^l (n-l)^{p-2} \sum_{l_1+\dots+l_p=l} \prod_{i=1}^p \binom{n_i}{l_i} \cdot [(n-l) - (n_i - l_i)]^{n_i - l_i} \cdot \left[ (n-l)^2 - \sum_{j=1}^p (n_i - l_i)^2 \right]. \quad (2)$$

```
1 \documentclass[a4paper,twoside]{article}
2 \usepackage{amsmath}
3 % enhancements for mathematical formulas
4 \begin{document}
5 \begin{equation}\label{eq:barwq}
6 \begin{split}
7   H_c&=\frac{1}{2n}
8   \sum_{n_1=0}^n (-1)^{n_1} (n-n_1)^{p-2}
9   \sum_{n_1+\dots+n_p=n} \prod_{i=1}^p \binom{n_i}{n_i} \\
10  &\quad \cdot [(n-n_1) - (n_i - n_{i1})]^{n_i - n_{i1}} \cdot
11  \quad \cdot \left[ (n-n_1)^2 - \sum_{j=1}^p (n_i - n_{ij})^2 \right].
12 \end{split}
13 \end{equation}
14 \end{document}
```



Using a graphic as the result

```
1 \Large\LaTeX{} \LaTeX{}
2 \LaTeX{} \LaTeX{}

```



```
1 \Large\LaTeX{} \LaTeX{}
2 \LaTeX{} \LaTeX{}

```



```
1 \Large\LaTeX{} \LaTeX{}
2 \LaTeX{} \LaTeX{}

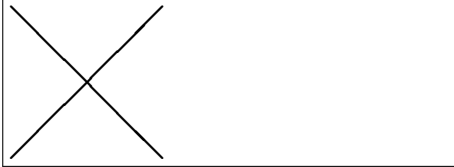
```



Example 6: The graphic parameter

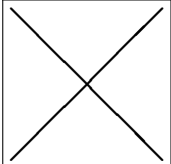
## The parameter **varwidth**

half text area	half text area	margin area
----------------	----------------	-------------



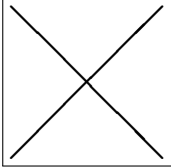
```
1 \setlength{\unitlength}{1cm}
2 \begin{picture}(2,2) \thicklines
3   \thicklines
4   \put(0,0){\line(1,1){2}}
5   \put(0,2){\line(1,-1){2}}
6 \end{picture}
```

**Example 7:** Fix width of the result (side-by-side default: `0.5\linewidth`)



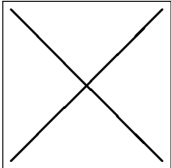
```
1 \setlength{\unitlength}{1cm}
2 \begin{picture}(2,2) \thicklines
3   \put(0,0){\line(1,1){2}}
4   \put(0,2){\line(1,-1){2}}
5 \end{picture}
```

**Example 8:** Width of the result reduced to the “natural” width (`varwidth=true`)



```
1 \setlength{\unitlength}{1cm}
2 \begin{picture}(2,2) \thicklines
3   \put(0,0){\line(1,1){2}}
4   \put(0,2){\line(1,-1){2}}
5 \end{picture}
```

**Example 9:** Fix width of the result (default: `\linewidth`)



```
1 \setlength{\unitlength}{1cm}
2 \begin{picture}(2,2)
3   \thicklines
4   \put(0,0){\line(1,1){2}}
5   \put(0,2){\line(1,-1){2}}
6 \end{picture}
```

**Example 10:** Result is centered (`varwidth=true`)