

The minitoc package*

Jean-Pierre F. Drucbert
<mailto:jean-pierre.drucbert@onera.fr>

20th July 2006

*This document corresponds to minitoc v46, dated 2006/07/20.

Summary

Table of Contents	4
List of Figures	16
List of Tables	17
About this document	18
I User's Manual	20
1 The minitoc package	22
2 Frequently Asked Questions	52
3 Memento	74
4 Examples of documents	82
5 Messages	135
6 Jargon	181
7 Installation	211
8 Postface	215
Acknowledgments	223
II Implementation	225
9 Commented code of minitoc.sty	227
10 Commented code of mtcoff.sty	391
11 Commented code of mtcmess.sty	404
12 Patch for the memoir class	405

<i>SUMMARY</i>	3
13 The language definition (.mld) and object (.mlo) files	407
III Complements	496
Bibliography	498
Changes History	516
Index	543

Table of Contents

Table of Contents	4
List of Figures	16
List of Tables	17
About this document	18
 I User's Manual	 20
1 The <code>minitoc</code> package	22
1.1 Introduction	23
1.1.1 Important restrictions	24
1.1.2 Version	24
1.2 License	24
1.3 How to use the <code>minitoc</code> package	25
1.3.1 Loading the package and creating the mini-tables	25
1.3.2 Preparing the mini-tables	25
1.3.3 Placing the mini-tables	27
1.3.4 Starred chapters, parts and sections	31
1.4 Typesetting of the mini-tables	32
1.4.1 Chapter-level mini-tables	32
1.4.2 Titles for chapter-level mini-tables	34
1.4.3 Part-level mini-tables	36
1.4.4 Titles for part-level mini-tables	36
1.4.5 Section-level mini-tables	36
1.4.6 Titles for section-level mini-tables	37
1.4.7 Position of the titles	37
1.4.7.1 For mini-tables at the part level	37
1.4.7.2 For mini-tables at the chapter level	37
1.4.7.3 For mini-tables at the section level	37
1.4.7.4 Summary of the positioning of titles	38
1.4.8 Line spacing in the mini-tables	38
1.4.9 Simplified commands for fonts	39
1.4.10 Simplified command for mini-table titles	39
1.4.11 Simplified command for mini-table depths	40
1.4.12 Languages for the titles	40

1.4.13	Altering the layout of the mini-tables	40
1.5	Special Features	42
1.5.1	Horizontal Rules	42
1.5.2	Page Numbers, Leaders	43
1.5.3	Features for parttocs and other mini-tables	43
1.5.3.1	Remark about page styles	45
1.5.4	The “Chapter 0” Problem (solved)	45
1.5.4.1	Before version #23 (1994/11/08)	45
1.5.4.2	Since version #23 (1994/11/08)	46
1.5.5	Special Entries for TOC, LOF, LOT, Bibliography and Index	46
1.6	The notoccite option	47
1.7	The listfiles and nolistfiles options	48
1.8	The hints option	48
1.9	Usage with MS-DOS	50
1.10	Why several L ^A T _E X runs are required ?	51
1.11	The mtcoff package	51
2	Frequently Asked Questions	52
2.0	Introduction	53
2.1	How to avoid a page break near the rules before and after the mini-table ?	53
2.2	How about implementing others layouts for a mini-table ?	54
2.3	Two consecutive backslashes in a contents line make an error . . .	54
2.4	Reordering chapters makes havoc	54
2.5	Extensions for the names of auxiliary files	55
2.6	Playing with the chapter number	55
2.7	Supported document classes	55
2.8	Compatibility with L ^A T _E X versions	55
2.9	Other mini-tables	56
2.10	Why so many auxiliary files ?	56
2.11	How to do mini-tables at levels other than chapter ?	57
2.12	Incompatibility with L ^A T _E X2.09	57
2.13	Documents resetting the chapter number at each part	58
2.14	The mini-tables have too much spaced lines	58
2.15	The secttocs are wrong	58
2.16	How to remove the lines of dots ?	58
2.17	How to use the hyperref package with minitoc ?	58
2.18	Problem while upgrading minitoc	59
2.19	A local table of contents for the set of appendices	59
2.20	Use with the appendix package	59
2.21	Use with the tocloft package	60
2.22	Use with the memoir class	61
2.23	There are too many commands for fonts, titles, and depths . . .	62
2.24	Compatibility with the A _M S document classes	62
2.25	How to hide some entries from the main table of contents . . .	62
2.26	How to define your own .mld file ?	66
2.27	Use with the abstract package	66
2.28	Use with the sectsty package	66
2.29	Strange alignment in the minitocs	66

2.30	Some useful precautions with starred sectionning commands .	67
2.31	Use with packages for captions	68
2.32	Bad interaction minitoc/hyperref/memoir	68
2.33	Use with the varsects package	68
2.34	Initial font settings	68
2.35	Use with the KOMA-Script classes	70
2.36	Use with the jura class or the alphanum package	70
2.37	Use of the .mld files with the babel package	71
2.38	Use with the fncychap package	71
2.39	Use with the quotchap package	71
2.40	Use with the romannum package	71
2.41	Use with the sfheaders package	71
2.42	Use with the alnumsec package	72
2.43	Use with the captcont package	72
2.44	Vertical space (gap) before and after parttocs, partlofs, and partlots titles	72
3	Memento	74
4	Examples of documents	82
4.1	The minitoc-ex.tex document file	83
4.2	The mini-art.tex document file	89
4.3	The add.tex document file	95
4.4	The addsec.tex document file	100
4.5	The second.tex document file	105
4.6	The app-mem.tex document file	106
4.7	The mem.tex document file	107
4.8	The mem1.tex document file	108
4.9	The fo1.tex document file	109
4.10	The fo2.tex document file	110
4.11	The scr.tex document file	111
4.12	The subf.tex document file	113
4.13	The tsfc.tex document file	115
4.14	The tbi.tex document file	117
4.15	The 2c.tex document file	118
4.16	The bo.tex document file	119
4.17	The hop.tex document file	123
4.18	The cri.tex document file	125
4.19	The livre.tex document file	125
4.20	The ch0.tex document file	129
4.21	The tlc.tex document file	131
4.22	The mu.tex document file	131
4.23	The hir.tex document file	133
4.24	The hia.tex document file	134
5	Messages	135
5.1	Messages from the minitoc package	136
5.1.1	Informative messages	136
5.1.1.1	Informative messages for hints	144
5.1.2	Warning messages	147

5.1.2.1	Warning messages for hints	151
5.1.3	Error messages	167
5.2	Messages from the <code>mtcoff</code> package	178
5.2.1	Warning messages	178
5.3	Message from the <code>mtcpatchmem</code> package	180
6	Jargon	181
7	Installation	211
8	Postface	215
8.1	The origins	216
8.2	New design in 1993	216
8.3	Developments in 1994	216
8.4	No developments in 1995	217
8.5	Developments en 1996	217
8.6	Developments in 1997	217
8.7	Developments in 1998	217
8.8	Developments in 1999	218
8.9	Developments in 2000	218
8.10	Developments in 2001	218
8.11	Developments in 2002	218
8.12	Developments in 2003	219
8.13	Developments in 2004	219
8.14	Developments in 2005	219
8.15	Developments in 2006	221
	Acknowledgments	223
II	Implementation	225
9	Commented code of <code>minitoc.sty</code>	227
9.1	Introduction	230
9.2	Identification code	231
9.3	A file descriptor to write	231
9.4	Indentation and skip	231
9.5	Tests and flags	232
9.5.1	Flags for the <code>hints</code> option	232
9.5.2	Use of section-level mini-lists of floats	233
9.5.3	Presence of some packages and classes	233
9.5.4	Presence or absence of some sectionning commands	234
9.5.5	Flags to check to see if some commands are used	235
9.5.6	Check if the document has exactly 2 parts	236
9.6	Preparation for the <code>notoccite</code> option	236
9.7	Preparation for the <code>tight</code> and <code>k-tight</code> options	237
9.8	Preparation to work with <code>hyperref</code>	237
9.9	Checking the presence of some packages	238
9.9.1	Check if the <code>sectsty</code> package is loaded, and when	238
9.9.2	Check if the <code>varsects</code> package is loaded, and when	238

9.9.3	Check if the <code>fncychap</code> package is loaded, and when	238
9.9.4	Check if the <code>quotchap</code> package is loaded, and when	238
9.9.5	Check if the <code>romannum</code> package is loaded, and when	239
9.9.6	Check if the <code>sfheaders</code> package is loaded, and when	239
9.9.7	Check if the <code>alnumsec</code> package is loaded, and when	239
9.9.8	Check if the <code>captcont</code> package is loaded, and when	239
9.9.9	Check if the <code>caption</code> package is loaded, and when	240
9.9.10	Check if the <code>caption2</code> package is loaded, and when	240
9.9.11	Check if the <code>ccaption</code> package is loaded, and when	240
9.9.12	Check if the <code>mcaption</code> package is loaded, and when	240
9.10	Is the <code>memoir</code> class loaded?	241
9.11	Testing the emptiness of a file	241
9.12	Internal macros to decrement <code>minitoc</code> counters	243
9.13	Patching the <code>\part</code> command	243
9.14	Adding an entry in the TOC for a starred part	244
9.15	Section level macros	244
9.16	Corrections for numbering	245
9.17	Patching the <code>\section</code> command	245
9.18	Adding an entry in the TOC for a starred section	245
9.19	Chapter level macros	246
9.20	Patching the <code>\chapter</code> command	246
9.21	Adding an entry in the TOC for a starred chapter	246
9.22	Miscellaneous declarations	247
9.23	Autoconfiguration of extensions	248
9.24	Detecting obsolete versions of \LaTeX	249
9.25	A macro to make a TOC entry without leaders nor page numbers	249
9.26	Default values for the page-number customization macros	250
9.27	“Features” for the mini-tables	252
9.28	Fake tables of contents	255
9.29	Depth counters for <code>minilofs</code> and <code>minilots</code>	255
9.30	Chapter level commands	256
9.31	Starred parts, chapters or sections	256
9.32	Font commands for the mini-tables	257
9.33	Internal commands to position the mini-table titles	258
9.34	The <code>mtc@verse</code> environment	259
9.35	The <code>\minitoc</code> , <code>\minilof</code> , and <code>\minilot</code> commands	259
9.35.1	The <code>\minitoc</code> command	259
9.35.2	The <code>\minilof</code> command	262
9.35.3	The <code>\minilot</code> command	265
9.36	Patching the <code>\chapter</code> command, continued	268
9.37	The <code>\addstarred...</code> commands	269
9.38	TOC entries without leaders	270
9.39	Mini-tables with or without leaders	270
9.40	The <code>\dominitoc</code> command and its siblings	271
9.40.1	Analysis and splitting of the TOC file	274
9.41	Mini-lists of figures	278
9.41.1	Analysis and splitting of the list of figures file	278
9.42	Mini-lists of tables	280
9.42.1	Analysis and splitting of the list of tables file	281

9.43	Macro to write a contents line	283
9.44	Depth counters for partlofs and partlots	284
9.45	Part level commands	285
9.46	Fonts for the parttocs	285
9.47	Default titles for part-level mini-tables	286
9.48	The ptc@verse environment	288
9.49	The part level mini-tables : \parttoc, \partlof, and \partlot	289
9.49.1	The \parttoc command	289
9.49.2	The \partlof command	292
9.49.3	The \partlot command	295
9.50	Auxiliary commands for printing parttocs	297
9.51	Patching the \part command, continued	298
9.52	The \doparttoc command and its siblings	298
9.52.1	Processing macros for the parttocs	301
9.52.2	Processing macros for the partlofs	304
9.52.3	Processing macros for the partlots	306
9.53	Depth counters for sectlofs and sectlots	309
9.54	Section-level commands	309
9.55	Fonts commands for secttocs and co.	310
9.56	Internal macros for title positioning	310
9.57	The stc@verse environment	311
9.58	The \secttoc, \sectlof, and \sectlot commands	311
9.58.1	The \secttoc command	311
9.58.2	The \sectlof command	314
9.58.3	The \sectlot command	317
9.59	Auxiliary internal commands, section level	319
9.60	Patching the \section command (continued)	320
9.61	The \dosecttoc command and siblings	321
9.62	End of section-level commands	330
9.63	The \mtcprepare command	331
9.64	Necessary \l@... commands	331
9.65	The horizontal rules and their default values	332
9.66	The \mtcset... commands	332
9.66.1	Keywords for the \mtcset... commands	333
9.66.2	The \mtcsetfont command	334
9.66.3	The \mtcsettitlefont command	338
9.66.4	The \mtcsettitle command	340
9.66.5	The \mtcsetformat command	341
9.66.6	The \mtcsetpagenumbers command	345
9.66.7	The \mtcsetrules command	347
9.66.8	The \mtcsetfeature command	349
9.66.9	The \mtcsetdepth command	352
9.67	The mtchideinmaintoc environment and siblings	353
9.68	Fixing the “Glossary” entry in the TOC	355
9.69	Fixing the “Index” entry in the TOC	357
9.70	The \mtcselectlanguage command	358
9.71	The \mtcloadmlo internal command	358
9.72	The “coffee breaks”	359

9.73	Initialization of counters	359
9.74	Declarations for simple options	359
9.74.1	Options <code>tight</code> and <code>loose</code> , <code>k-tight</code> and <code>k-loose</code>	360
9.74.2	Options <code>checkfiles</code> and <code>nocheckfiles</code>	360
9.74.3	Options <code>dotted</code> and <code>undotted</code>	360
9.74.4	Option <code>notoccite</code>	360
9.74.5	Option <code>shorttext</code>	360
9.75	The <code>insection</code> option	361
9.76	The <code>listfiles</code> and <code>nolistfiles</code> options	361
9.77	Language options	361
9.78	The <code>hints</code> option	365
9.78.1	First part : <code>\mtc@hints@begindoc</code>	365
9.78.1.1	Hint about the <code>alphanum</code> package	366
9.78.1.2	Hint about the <code>appendix</code> package	366
9.78.1.3	Hint about the <code>tocbibind</code> package	366
9.78.1.4	Hint about the KOMA-Script classes	366
9.78.1.5	Hint about the <code>tocloft</code> package	367
9.78.1.6	Hint about the <code>titletoc</code> package	367
9.78.1.7	Hint about the <code>placeins</code> package	367
9.78.1.8	Hint about the <code>memoir</code> class	369
9.78.1.9	Hint about the <code>amsart</code> and <code>amsproc</code> classes	369
9.78.1.10	Hint about the <code>amsbook</code> class	369
9.78.1.11	Hint about the <code>abstract</code> package	370
9.78.1.12	Hint about the <code>jura</code> class	370
9.78.1.13	Hint about the alteration of the sectionning commands	370
9.78.1.13.1	Alteration of <code>\part</code>	370
9.78.1.13.2	Alteration of <code>\chapter</code>	371
9.78.1.13.3	Alteration of <code>\section</code>	371
9.78.1.14	Hint about the coherence of the calling sequences of some commands	372
9.78.2	Final part : <code>\mtc@hints@enddoc</code>	373
9.78.2.1	Hint about <code>\sect-lof lot</code> and the <code>insection</code> option	373
9.78.2.2	Final part of the coherence tests	374
9.78.2.3	Check if the main tables have been prepared (first part)	375
9.78.2.4	Check if the main tables have been prepared (second part)	377
9.78.2.5	Check the number of mini-tables, in case of short extensions	379
9.78.2.6	Final part of the hint about the <code>sectsty</code> package	380
9.78.2.7	Final part of the hint about the <code>varsects</code> package	380
9.78.2.8	Final part of the hint about the <code>fncychap</code> package	381
9.78.2.9	Final part of the hint about the <code>quotchap</code> package	381
9.78.2.10	Final part of the hint about the <code>romannum</code> package	381
9.78.2.11	Final part of the hint about the <code>sfheaders</code> package	382
9.78.2.12	Final part of the hint about the <code>alnumsec</code> package	382
9.78.2.13	Final part of the hint about the <code>captcont</code> package	382
9.78.2.14	Final part of the hint about the <code>caption</code> package	383

9.78.2.15	Final part of the hint about the <code>caption2</code> package	383
9.78.2.16	Final part of the hint about the <code>ccaption</code> package	383
9.78.2.17	Final part of the hint about the <code>mcaption</code> package	384
9.78.2.18	Check if empty mini-tables have been detected	384
9.78.2.19	Check if obsolete commands have been used	386
9.78.2.20	Check if some hints have been written	386
9.79	Processing of options	387
9.79.1	Processing the <code>insection</code> option	387
9.79.2	Processing the <code>notoccite</code> option	387
9.79.3	Processing the <code>listfiles</code> option	388
9.79.4	Processing the <code>hints</code> option	389
9.79.5	Saving the sectioning commands	389
9.80	The <code>fminitoc.dtx</code> file	390
10	Commented code of <code>mtcoff.sty</code>	391
10.1	Why <code>mtcoff.sty</code> ?	392
10.2	Identification of the package	392
10.3	Faking counters and dimensions	393
10.4	Faking simple user commands	393
10.5	Faking user commands with one optional argument	394
10.6	Disabling the internal commands	395
10.7	Disabling the font commands	395
10.8	Disabling the <code>\mtcset...</code> commands	396
10.9	Disabling the new <code>\l@...</code> commands	397
10.10	Ignore the obsolete commands	397
10.11	Disabling the <code>\mtcselectlanguage</code> command	397
10.12	Disabling the <code>\mtcloadmlo</code> command	397
10.13	Disabling the commands for the horizontal rules	398
10.14	Disabling the commands for the page numbers	398
10.15	Disabling the mini-table features commands	399
10.16	Disabling miscellaneous flags and commands	400
10.17	Caution for some commands	400
10.18	Disabling commands for “coffee”	401
10.19	Disabling the <code>mtchideinmain...</code> environments	401
10.20	Inhibition of the <code>\mtc@saveXXXdepth</code> and <code>\mtc@restoreXXXdepth</code> commands	402
10.21	Disabling the <code>\mtcfixglossary</code> command	402
10.22	Disabling the <code>\mtcfixindex</code> command	402
10.23	Disabling the <code>\addstarred...</code> commands	402
11	Commented code of <code>mtcmess.sty</code>	404
12	Patch for the <code>memoir</code> class	405
13	The language definition (<code>.mld</code>) and object (<code>.mlo</code>) files	407
13.1	“Acadian” language : <code>acadian.mld</code>	411
13.2	“Acadien” language : <code>acadien.mld</code>	412
13.3	“Afrikaan” language : <code>afrikaan.mld</code>	412
13.4	“Afrikaans” language : <code>afrikaans.mld</code>	412
13.5	“Albanian” language : <code>albanian.mld</code>	413

13.6	“American” language : american.mld	413
13.7	“Arab” language : arab.mld	413
13.8	“Arab2” language : arab2.mld	414
13.9	“Arabic” language : arabic.mld	414
13.10	“Armenian” language : armenian.mld	415
13.11	“Australian” language : australian.mld	415
13.12	“Austrian” language : austrian.mld	415
13.13	“Bahasa” language : bahasa.mld	416
13.14	“Bahasai” language : bahasai.mld	416
13.15	“Bahasam” language : bahasam.mld	417
13.16	“Bangla” language : bangla.mld	417
13.17	“Basque” language : basque.mld	418
13.18	“Bicig” language : bicig.mld	418
13.19	“Bicig2” language : bicig2.mld	419
13.20	“Bicig3” language : bicig3.mld	419
13.21	“Bithe” language : bithe.mld	420
13.22	“Brazil” language : brazil.mld	421
13.23	“Brazilian” language : brazilian.mld	421
13.24	“Breton” language : breton.mld	421
13.25	“British” language : british.mld	422
13.26	“Bulgarian” language : bulgarian.mld	422
13.27	“Bulgarianb” language : bulgarianb.mld	423
13.28	“Buryat” language : buryat.mld	424
13.29	“Buryat2” language : buryat2.mld	424
13.30	“Canadian” language : canadian.mld	425
13.31	“Canadien” language : canadien.mld	425
13.32	“Castillan” language : castillan.mld	425
13.33	“Castillian” language : castillian.mld	426
13.34	“Catalan” language : catalan.mld	426
13.35	“Chinese1” language : chinese1.mld and chinese1.mlo	426
13.36	“Chinese2” language : chinese2.mld and chinese2.mlo	427
13.37	“Croatian” language : croatian.mld	427
13.38	“Czech” language : czech.mld	428
13.39	“Danish” language : danish.mld	428
13.40	“Dutch” language : dutch.mld	429
13.41	“English” language : english.mld	429
13.42	“English1” language : english1.mld	430
13.43	“English2” language : english2.mld	431
13.44	“Esperant” language : esperant.mld	431
13.45	“Esperanto” language : esperanto.mld	432
13.46	“Estonian” language : estonian.mld	432
13.47	“Ethiopia” language : ethiopia.mld	433
13.48	“Ethiopian” language : ethiopian.mld	433
13.49	“Ethiopian2” language : ethiopian2.mld	434
13.50	“Farsi1” language : farsi1.mld and farsi1.mlo	434
13.51	“Farsi2” language : farsi2.mld and farsi2.mlo	435
13.52	“Finnish” language : finnish.mld	435
13.53	“Finnish2” language : finnish2.mld	436
13.54	“Francais” language : francais.mld	436

13.55	“French” language : french.mld	436
13.56	“French1” language : french1.mld	437
13.57	“French2” language : french2.mld	438
13.58	“Frenchb” language : frenchb.mld	438
13.59	“Frenchle” language : frenchle.mld	439
13.60	“Frenchpro” language : frenchpro.mld	439
13.61	“Galician” language : galician.mld	439
13.62	“German” language : german.mld	440
13.63	“Germanb” language : germanb.mld	440
13.64	“Germanb2” language : germanb2.mld	441
13.65	“Greek” language : greek.mld	441
13.66	“Greek-mono” language : greek-mono.mld	442
13.67	“Greek-polydemo” language : greek-polydemo.mld	443
13.68	“Greek-polykatha” language : greek-polykatha.mld	444
13.69	“Guarani” language : guarani.mld	445
13.70	“Hangul1” language : hangul1.mld and hangul1.mlo	445
13.71	“Hangul2” language : hangul2.mld and hangul2.mlo	446
13.72	“Hangul3” language : hangul3.mld and hangul3.mlo	446
13.73	“Hangul4” language : hangul4.mld and hangul4.mlo	447
13.74	“Hangul-u8” language : hangul-u8.mld and hangul-u8.mlo	448
13.75	“Hanja1” language : hanja1.mld and hanja1.mlo	448
13.76	“Hanja2” language : hanja2.mld and hanja2.mlo	449
13.77	“Hanja-u8” language : hanja-u8.mld and hanja-u8.mlo	449
13.78	“Hebrew” language : hebrew.mld	450
13.79	“Hebrew2” language : hebrew2.mld	450
13.80	“Hungarian” language : hungarian.mld	451
13.81	“Icelandic” language : icelandic.mld	452
13.82	“Indon” language : indon.mld	452
13.83	“Indonesian” language : indonesian.mld	452
13.84	“Interlingua” language : interlingua.mld	453
13.85	“Irish” language : irish.mld	453
13.86	“Italian” language : italian.mld	454
13.87	“Italian2” language : italian2.mld	454
13.88	“Japanese” language : japanese.mld and japanese.mlo	455
13.89	“Japanese2” language : japanese2.mld and japanese2.mlo	455
13.90	“Japanese3” language : japanese3.mld and japanese3.mlo	456
13.91	“Japanese4” language : japanese4.mld and japanese4.mlo	456
13.92	“Japanese5” language : japanese5.mld and japanese.mlo	457
13.93	“Kannada” language : kannada.mld	457
13.94	“Khalka” language : khalkha.mld	458
13.95	“Latin” language : latin.mld	458
13.96	“Latin2” language : latin2.mld	459
13.97	“Latvian” language : latvian.mld	459
13.98	“Letton” language : letton.mld	460
13.99	“Lithuanian” language : lithuanian.mld	460
13.100	“Lowersorbian” language : lowersorbian.mld	461
13.101	“Lsorbian” language : lsorbian.mld	461
13.102	“Magyar” language : magyar.mld	462
13.103	“Magyar2” language : magyar2.mld	462

13.104	“Magyar3” language : magyar.mld	463
13.105	“Malay” language : malay.mld	463
13.106	“Malayalam-keli” language : malayalam-keli.mld	463
13.107	“Malayalam-omega” language : malayalam-omega.mld and malayalam-omega.mlo	464
13.108	“Malayalam-rachana” language : malayalam-rachana.mld .	464
13.109	“Malayalam-rachana2” language : malayalam-rachana2.mld	465
13.110	“Manju” language : manju.mld	466
13.111	“Meyalu” language : meyalu.mld	466
13.112	“Mongol” language : mongol.mld	466
13.113	“Naustrian” language : naustrian.mld	467
13.114	“Newzealand” language : newzealand.mld	467
13.115	“Ngerman” language : ngerman.mld	467
13.116	“Ngermanb” language : ngermanb.mld	467
13.117	“Ngermanb2” language : ngermanb2.mld	468
13.118	“Norsk” language : norsk.mld	469
13.119	“Norsk2” language : norsk2.mld	469
13.120	“Nynorsk” language : nynorsk.mld	470
13.121	“Nynorsk2” language : nynorsk2.mld	470
13.122	“Polish” language : polish.mld	471
13.123	“Polish2” language : polish2.mld	471
13.124	“Polski” language : polski.mld	472
13.125	“Portuges” language : portuges.mld	472
13.126	“Portuguese” language : portuguese.mld	473
13.127	“Romanian” language : romanian.mld	473
13.128	“Romanian2” language : romanian2.mld	474
13.129	“Romanian3” language : romanian3.mld	474
13.130	“Russian” language : russian.mld	475
13.131	“Russian2m” language : russian2m.mld	475
13.132	“Russian2o” language : russian2o.mld	476
13.133	“Russianb” language : russianb.mld	477
13.134	“Russianc” language : russianc.mld	478
13.135	“Russian-cca” language : russian-cca.mld and russian-cca.mlo	479
13.136	“Russian-cca1” language : russian-cca1.mld and russian-cca1.mlo	479
13.137	“Russian-lh” language : russian-lh.mld and russian-lh.mlo	480
13.138	“Russian-lhcyralt” language : russian-lhcyralt.mld and russian-lhcyralt.mlo	480
13.139	“Russian-lhcyrkoi” language : russian-lhcyrkoi.mld and russian-lhcyrkoi.mlo	481
13.140	“Russian-lhcyrwin” language : russian-lhcyrwin.mld and russian-lhcyrwin.mlo	481
13.141	“Samin” language : samin.mld	482
13.142	“Scottish” language : scottish.mld	482
13.143	“Serbian” language : serbian.mld	483
13.144	“Serbianc” language : serbianc.mld	483
13.145	“Slovak” language : slovak.mld	484

13.146	“Slovene” language : slovene.mld	484
13.147	“Spanish” language : spanish.mld	485
13.148	“Spanish2” language : spanish2.mld	486
13.149	“Spanish3” language : spanish3.mld	486
13.150	“Spanish4” language : spanish4.mld	487
13.151	“Swedish” language : swedish.mld	487
13.152	“Swedish2” language : swedish2.mld	488
13.153	“Thai” language : thai.mld and thai.mlo	488
13.154	“Turkish” language : turkish.mld	489
13.155	“Uighur” language : uighur.mld	489
13.156	“Uighur2” language : uighur2.mld	489
13.157	“Uighur3” language : uighur3.mld	490
13.158	“UKenglish” language : UKenglish.mld	490
13.159	“Ukraineb” language : ukraineb.mld	490
13.160	“Ukrainian” language : ukrainian.mld	490
13.161	“Uppersorbian” language : uppersorbian.mld	491
13.162	“USenglish” language : USenglish.mld	492
13.163	“Usorbian” language : usorbian.mld	492
13.164	“Vietnam” language : vietnam.mld	492
13.165	“Vietnamese” language : vietnamese.mld	493
13.166	“Welsh” language : welsh.mld	493
13.167	“Xalx” language : xalx.mld	494
13.168	“Xalx2” language : xalx2.mld	494
13.169	“Xalx3” language : xalx3.mld	495

III	Complements	496
	Bibliography	498
	Changes History	516
	Index	543

List of Figures

1.1	Float barriers with the <code>section</code> option	29
1.2	Float barriers with the <code>above</code> option	29
1.3	Float barriers with the <code>below</code> option	29
1.4	Float barriers with the <code>above</code> and <code>below</code> options	29
1.5	Layout of a ToC (LoF, LoT) entry	41
2.1	Three compilations for <code>minitoc</code>	54
9.1	Hack to detect the limitation to short extensions.	248

List of Tables

1.1	Commands for a <code>minitoc</code>	26
1.2	Commands for a <code>secttoc</code>	27
1.3	Commands for a <code>parttoc</code>	30
1.4	Commands to add an entry in the table of contents for a starred part, chapter, or section.	32
1.5	Fonts and titles for the mini-table commands.	33
1.6	Fonts for the mini-table entries.	34
1.7	Available languages	35
1.8	Horizontal rules	42
1.9	Page numbers	42
1.10	Features for <code>parttoc</code> -s and other mini-tables	44
1.11	Extensions of the auxiliary files	50
3.1	Package options	74
3.2	General commands	75
3.3	Commands : part level	76
3.4	Commands : chapter level	77
3.5	Commands : section level	78
3.6	Commands for horizontal rules	79
3.7	Commands for page numbers	79
3.8	Specific commands for <code>parttocs</code> and other mini-tables features	80
3.9	Preparation and insertion commands	80
3.10	Adjustment commands	81
3.11	Obsolete commands	81
6.1	Category codes	187
6.2	Encoding schemes implemented in <code>CJK</code>	188
6.3	Document classes	189
6.4	Depths for sectionning commands	190
6.5	Most common font encodings	201
6.6	Most common font families	202
6.7	Most common font series	202
6.8	Most common font shapes	202
6.9	The five font parameters for some fonts	202
6.10	Author commands for fonts	203
7.1	List of files (<code>minitoc.1</code>)	212

About this document

This document is rather thick, but please, do not be afraid: you do not need to read every page.

- The most useful chapters are in the first part (“User’s Manual”, page 21):
 - the chapter “The minitoc package”, page 22, describes the essential commands to use the package;
 - the chapter “Frequently Asked Questions”, page 52, may be useful to solve some specific problems;
 - the “Memento” chapter, page 74, is a set of tables to be used as a remainder of the commands of this package;
 - the “Examples of documents” chapter, page 82, gives the code of some documents showing the basic usage of the minitoc package and some interesting situations;
 - the “Messages” chapter, page 135, is certainly boring, but it should be searched if you get some warning or error messages from the minitoc package, because it explains them and also the informative messages;
 - the “Jargon” chapter, page 181, attempts to explain most of the technical terms used here;
 - the “Installation” chapter, page 211, describes all the files included in the distribution of the package;
 - the “Postface” chapter, page 215, gives an abbreviated history of the package.
- The second part, “Implementation”, page 226, is much more technical; you can read it if you are interested in the details of the coding of the package. The chapter “The language definition (.mld) and object (.mlo) files”, page 407, may be useful if you are interested by some language.
- The third part, “Complements”, page 497, contains a bibliography, a detailed history of the package, an and index.

For this document, I have used:

- a short table of contents (summary), with the \shorttoc command from my shorttoc package [91], displaying only parts and chapters;

- a main table of contents (`\tableofcontents`), with a maximum depth (6);
- a main list of figures (`\listoffigures`) and a main list of tables (`\listoftables`);
- for each part, a table of contents displaying only the chapters (`\parttoc` with `parttocdepth` equal to 1);
- for each chapter, a complete table of contents (`\minitoc` with `minitocdepth` equal to 6);
- for each chapter, a list of figures (`\minilof`) and a list of tables (`\minilot`) when useful;
- customized parameters for the layout of the mini-tables.

As the PDF version of the documentation uses hyperlinks, these tables should help you to navigate in the document.

Part I

User's Manual

Contents of the First Part

1	The <code>minitoc</code> package	22
2	Frequently Asked Questions	52
3	Memento	74
4	Examples of documents	82
5	Messages	135
6	Jargon	181
7	Installation	211
8	Postface	215
	Acknowledgments	223

Chapter 1

The minitoc package

Contents

1.1	Introduction	23
1.1.1	Important restrictions	24
1.1.2	Version	24
1.2	License	24
1.3	How to use the minitoc package	25
1.3.1	Loading the package and creating the mini-tables	25
1.3.2	Preparing the mini-tables	25
1.3.3	Placing the mini-tables	27
1.3.4	Starred chapters, parts and sections	31
1.4	Typesetting of the mini-tables	32
1.4.1	Chapter-level mini-tables	32
1.4.2	Titles for chapter-level mini-tables	34
1.4.3	Part-level mini-tables	36
1.4.4	Titles for part-level mini-tables	36
1.4.5	Section-level mini-tables	36
1.4.6	Titles for section-level mini-tables	37
1.4.7	Position of the titles	37
1.4.7.1	For mini-tables at the part level	37
1.4.7.2	For mini-tables at the chapter level	37
1.4.7.3	For mini-tables at the section level	37
1.4.7.4	Summary of the positionning of titles	38
1.4.8	Line spacing in the mini-tables	38
1.4.9	Simplified commands for fonts	39
1.4.10	Simplified command for mini-table titles	39
1.4.11	Simplified command for mini-table depths	40
1.4.12	Languages for the titles	40
1.4.13	Altering the layout of the mini-tables	40
1.5	Special Features	42
1.5.1	Horizontal Rules	42
1.5.2	Page Numbers, Leaders	43
1.5.3	Features for parttocs and other mini-tables	43
1.5.3.1	Remark about page styles	45
1.5.4	The “Chapter 0” Problem (solved)	45

1.5.4.1	Before version #23 (1994/11/08)	45
1.5.4.2	Since version #23 (1994/11/08)	46
1.5.5	Special Entries for TOC, LOF, LOT, Bibliography and Index	46
1.6	The notoccite option	47
1.7	The listfiles and nolistfiles options	48
1.8	The hints option	48
1.9	Usage with MS-DOS	50
1.10	Why several L^AT_EX runs are required?	51
1.11	The mtcoff package	51

Figures

1.1	Float barriers with the section option	29
1.2	Float barriers with the above option	29
1.3	Float barriers with the below option	29
1.4	Float barriers with the above and below options	29
1.5	Layout of a ToC (LoF, LoT) entry	41

Tables

1.1	Commands for a minitoc	26
1.2	Commands for a secttoc	27
1.3	Commands for a parttoc	30
1.4	Commands to add an entry in the table of contents for a starred part, chapter, or section.	32
1.5	Fonts and titles for the mini-table commands.	33
1.6	Fonts for the mini-table entries.	34
1.7	Available languages	35
1.8	Horizontal rules	42
1.9	Page numbers	42
1.10	Features for parttoc-s and other mini-tables	44
1.11	Extensions of the auxiliary files	50

1.1 Introduction

The minitoc package, initially written by Nigel WARD and Dan JURAFSKY, has been almost completely redesigned by Jean-Pierre F. DRUCBERT (ONERA/Centre de Toulouse). A summary of the evolution of this package is given in the chapter 8 on page 215. This package creates a mini-table of contents (a “minitoc”¹) at the beginning of each chapter of a document. It is also possible to have a mini-list of figures (a “minilof”) and a mini-list of tables (a “minilot”). The document class should of course define chapters (classes like `book` or `report`) or sections (classes like `article`²). Thus, this package should not be used with document classes without standard sectionning commands (like

¹ The minitoc package introduces its own jargon, explained in this document. It should not be too difficult, however, to learn and use; it will be used here, of course.

² As the standard `proc` class loads the standard `article` class, this class will be just considered as a variant of the `article` class.

letter). When the document class defines a “part” sectionning level (i.e., classes like `book`, `report` and `article`), you can create a “partial” table of contents (a “`parttoc`”) at the beginning of each part of a document. It is also possible to have a partial list of figures (a “`partlof`”) and a partial list of tables (a “`partlot`”). When the document class has no `\chapter` command but has a `\section` command, you may use section level tables of contents (“`secttocs`”) at the beginning of each section; and you can also have section level lists of figures (“`sectlofs`”) or of tables (“`sectlots`”).

All these tables (“`minitocs`”, “`partlots`”, “`sectlofs`”, etc.) are collectively referenced as “mini-tables” (or sometimes “mini-lists”).

1.1.1 Important restrictions



Note: you cannot use chapter level and section level mini-tables in the same document. This restriction is intended to avoid documents with full of local tables of contents, lists of figures and tables at every sectionning level.



Note: the commands relative to the part level are defined only if the document class defines `\part`. The commands relative to the section level are defined only if the document class defines `\section` but does not define `\chapter`.

1.1.2 Version

The current version of this package is #46. You will find a resumed history of the package in the “Postface” chapter (chapter 8 on page 215) and a more detailed history in “Changes History”, page 516.

1.2 License

This package must be distributed and/or may be modified under the conditions of the **L^AT_EX Project Public License**, either version 1.3 of this license or (as convenient) any later version. The latest version of this license is in

<http://www.latex-project.org/lppl.txt>

and version 1.3 or later is part of all distributions of L^AT_EX version 2003/12/01 or later.

But please don’t bother me about hacked versions; they will not be supported. However, suggestions for corrections and improvements are welcome.

1.3 How to use the minitoc package

1.3.1 Loading the package and creating the mini-tables

`\usepackage` To use the minitoc package, you must introduce a command:
`\minitoc`
`\chapter`

```
\usepackage[...options...]{minitoc}
```

in the preamble of the document³. The mini-table of contents will be in the chapter, after the `\chapter` command, at the point of the `\minitoc` command. The `\minitoc` command may occur *almost anywhere*⁴ inside a chapter.

Of course, it is better to put it at the beginning of the chapter, eventually after some introductory material. But you can also decide to put it at the end of the chapter. You should use the same conventions in all chapters. If you want to add the mini-table of contents for a chapter, you must use the sequence given in table 1.1 on the following page.

For each mini-table of contents, an auxiliary file will be created with a name of the form `<document>.mtc<N>`, where `<N>` is the absolute chapter number. “Absolute” means that this number is unique, and always increasing from the first chapter⁵. The suffix is `.mlf<N>` for mini-lists of figures and is `.mlt<N>` for mini-lists of tables. (If under MS-DOS or any operating system with short extensions to filenames, see section 1.9 on page 50 and section 2.5 on page 55). There are similar commands for mini-tables at the part or section level, depending of the document class.

1.3.2 Preparing the mini-tables

`\dominitoc` The commands⁶ `\dominitoc`, `\dominilof`, and `\dominilot` (for mini-tables at
`\dominilof` the chapter level), take respectively the `<document>.toc`, `<document>.lof`, and
`\dominilot` `<document>.lot` files, and cut slices from them to create the `<document>.mtc<N>`,
`<document>.mlf<N>`, and `<document>.mlt<N>` files.

³ This command must be placed *after* any modification done on the sectionning commands; if you modify sectionning commands after loading the minitoc package, this one might not work properly.

⁴ “Almost anywhere” means “in a normal place”, like between two paragraphs of normal text, or in a (wide enough) minipage, but not in a too strange position (like a marginal note or a footnote). Even a multicolumn or a floating environment can be used, but with care. But note that a minitoc can be rather long, if the chapter is complex and if you ask for details with a high value for minitocdepth.

⁵ The concept of an “absolute” counter for the mini-tables has solved some obscure problems, and also made obsolete some commands, like `\firstpartis`, `\firstchapteris`, and `\firstsectionis`.

⁶ The code of these `\do...` commands is directly derived from that of the `xr` package [79], by David CARLISLE, with his permission.

Table 1.1: Commands for a minitoc

\documentclass[...]{book}		
\usepackage[...options...]{minitoc}		
...		
\setlength{\mtcindent}{24pt}	default	
\setlength{\mtcskipamount}{\bigskipamount}	default	
...		
\setcounter{minitocdepth}{2}	default	
\renewcommand{\mtcfont}{\small\rmfamily\upshape\mdseries}		default
\renewcommand{\mtcSfont}{\small\rmfamily\upshape\bfseries}		default
or:		
\mtcsetdepth{minitoc}{2}		default
\mtcsetfont{minitoc}{*}{\small\rmfamily\upshape\mdseries}		default
\mtcsetfont{minitoc}{section}{\small\rmfamily\upshape\bfseries}		default
...		
\begin{document}		
...		
\dominitoc		
\dominilof		
\dominilot		
\tableofcontents	or \faketableofcontents	
\listoffigures	or \fakelistoffigures	
\listoftables	or \fakelistoftables	
...		
\chapter{...}		
\minitoc	if you want one	
\mtcskip		
\minilof	if you want one	
\mtcskip		
\minilot	if you want one	
...		

\dosecttoc	The commands \dosecttoc, \dosectlof, and \dosectlot (for mini-tables at the section level) and \doparttoc, \dopartlof, and \dopartlot (for mini-tables at the part level) are analog.
\dosectlof	
\dosectlot	
\doparttoc	The \mtcprepare command invokes (and replaces) all these preparation commands when they are available with the document class and if the adequate contents file exists.
\dopartlof	
\dopartlot	
\mtcprepare	This command accepts also an optional argument to set the default position of the title for all the mini-tables.
\tableofcontents	
\listoffigures	
\listoftables	To obtain a satisfactory result (i.e., non empty), please note that all these commands must <i>imperatively be put before</i> any command analog to the \tableofcontents, \listoffigures, and \listoftables commands, or their \fake... siblings.



It is also *strongly* recommended to put these commands *before* any sectionning command producing an entry in the table of contents (for the \do...toc commands), and *before* any \caption-like command producing an entry in the list of figure (for the \do...lof commands) or in the list of tables (for the \do...lot) commands; else disorder in the mini-tables may result.

Table 1.2: Commands for a secttoc

\documentclass[...]{article}		
\usepackage[...options...]{minitoc}		
...		
\setlength{\stcindent}{24pt} <i>default</i>		
...		
\setcounter{secttocdepth}{2} <i>default</i>		
\renewcommand{\stcfont}{\small\rmfamily\upshape\mdseries}		<i>default</i>
\renewcommand{\stcSSfont}{\small\rmfamily\upshape\bfseries}		<i>default</i>
<i>or:</i>		
\mtcsetdepth{secttoc}{2}		<i>default</i>
\mtcsetfont{secttoc}{*}{\small\rmfamily\upshape\mdseries}		<i>default</i>
\mtcsetfont{secttoc}{subsection}{\small\rmfamily\upshape\bfseries}		<i>default</i>
...		
\begin{document}		
...		
\dosecttoc		
\dosectlof		
\dosectlot		
\tableofcontents		<i>or</i> \faketableofcontents
\listoffigures		<i>or</i> \fakelistoffigures
\listoftables		<i>or</i> \fakelistoftables
...		
\section{...}		
\secttoc		<i>if you want one</i>
\sectlof		<i>if you want one</i>
\sectlot		<i>if you want one</i>
...		

1.3.3 Placing the mini-tables

`\mtcskip` The `\mtcskip` command may be used to add a vertical skip between two mini-tables.
`\mtcskipamount` Its height is `\mtcskipamount` (equal to `\bigskipamount` by default). `\mtcskip` elim-
`\bigskipamount` inates any immediate previous vertical skip, to not accumulate vertical space when a
mini-table is empty and skipped by the `checkfiles` option.

`\secttoc` The section-level table of contents will be in the section, after the `\section` command,
`\section` at the point of the `\secttoc` command. The `\secttoc` command may occur *almost*
anywhere inside a section. Of course, it is better to put it at the beginning of the section,
or after some short introductory material. You should use the same conventions in all
sections. If you want to add the section-level table of contents for a section, you must use
the sequence given in Table 1.2.

For each section-level table of contents, an auxiliary file will be created with a name of the form `<document>.stc<N>`, where `<N>` is the absolute section number. The suffix is `.slf<N>` for section-level lists of figures and is `.slt<N>` for section-level lists of tables. (If under MS-DOS or any operating system with short extensions to filenames, see section 1.9 on page 50 and section 2.5 on page 55).

`\usepackage`
`\FloatBarrier`



As floats (figures and tables) could drift⁷ somewhere outside the printing area of the text of the section, the sectlofs and sectlots can be rather strange. In order to have a better behaviour of these mini-tables, it may be useful to add the `insection` option in the `\usepackage` command:

```
\usepackage[insection]{minitoc}
```

if you want more coherent sectlofs and sectlots. Sometimes, it might be necessary to use the `\FloatBarrier` command of this package to correctly place the figure or table and have a correct mini-table. The `insection` option loads the `placeins` package [9] with its `verbose` and `section` options. The options `above` or `below` options should not be used, because they allow floats to drift above or below a `\FloatBarrier` (or a section limit): the barrier becomes “porous” upwards⁸ (\Uparrow) or downwards (\Downarrow), or both (\Updownarrow). The `section` option makes a more “watertight” barrier (\equiv). This is illustrated by the four figures 1.1 to 1.4 on the following page.

The `placeins` package, by Donald ARSENAU, is available on CTAN archives; the file `placeins.sty` contains its own documentation, with a copy in `placeins.txt`. You need a version whose date is at least 2005/04/18.

Since version #45, this option also loads the `flafter` package (described in [135] and [156, page 286]) to force a float to appear *after* its reference. The `above` and `below` options of the `placeins` package are no more used, because they allowed the floats to move out of the section. In all cases, it is *strongly* recommended to verify the position of the floats and, if necessary, to look at the messages of the `placeins` package in the `.log` file. The placement of floats is a very complex problem, so some manual intervention may be necessary, like the use of the `float` package [144] or, better, of the `floatrow` package [131].



If you want to add the partial table of contents for a part, you must use the sequence given in Table 1.3 on page 30. For each partial table of contents, an auxiliary file will be created with a name of the form `<document>.ptc<N>`, where `<N>` is the absolute part number. The suffix is `.plf<N>` for partial lists of figures and is `.plt<N>` for partial lists of tables. (If under MS-DOS or any operating system with short extensions to filenames, see section 1.9 on page 50 and section 2.5 on page 55).



Note: the user is responsible of asking or not asking a mini-table (mini-toc, -lof or -lot) for some chapter. Asking a `minilof` for a chapter without any figure would result in an empty and ugly mini-list of figures (i.e., the title and two horizontal rules). He is also responsible of requiring or not requiring a partial toc (lof or lot) for some part. Asking a `partlof` for a part without any figure would result in an empty and ugly part list of figures (i.e., the title alone on a page). Analogous remarks apply to section-level mini-tables (`secttoc`, `sectlof`, and `sectlot`) and to the part-level mini-tables (`parttoc`, `partlof`, and `partlot`).

⁷ A float is like a ship in harbor. There is a place in the text which is the anchor location. The figure or “ship” can float around to various places relative to the anchor, but always downstream or downwind. A float with bad placement parameters is like a ship that slips its anchor and eventually crashes on the rocks at the end of a chapter. Donald ARSENAU

⁸ But a float can not drift upwards beyond the top of the current page.

Command	Action
\section	× × × × × × × × × × <i>Forbidden Area</i> × × × × × × × × × ×
	=====
	<i>Allowed Area</i>
	Float inserted here
\section	<i>Allowed Area</i>
	=====
	× × × × × × × × × × <i>Forbidden Area</i> × × × × × × × × × ×

Figure 1.1: Float barriers with the section option

Command	Action
\section	<i>Allowed Area</i>
	↑ ↑
	<i>Allowed Area</i>
	Float inserted here
\section	<i>Allowed Area</i>
	=====
	× × × × × × × × × × <i>Forbidden Area</i> × × × × × × × × × ×

Figure 1.2: Float barriers with the above option

Command	Action
\section	× × × × × × × × × × <i>Forbidden Area</i> × × × × × × × × × ×
	=====
	<i>Allowed Area</i>
	Float inserted here
\section	<i>Allowed Area</i>
	↓ ↓
	<i>Allowed Area</i>

Figure 1.3: Float barriers with the below option

Command	Action
\section	<i>Allowed Area</i>
	↕ ↕
	<i>Allowed Area</i>
	Float inserted here
\section	<i>Allowed Area</i>
	↕ ↕
	<i>Allowed Area</i>

Figure 1.4: Float barriers with the above and below options

Table 1.3: Commands for a parttoc

\documentclass[...]{book}		
\usepackage[...options...]{minitoc}		
...		
\setlength{\ptcindent}{0pt}	default	
...		
\setcounter{parttocdepth}{2}	default	
\renewcommand{\ptcfont}{\normalsize\rmfamily\upshape\mdseries}		default
\renewcommand{\ptcCfont}{\normalsize\rmfamily\upshape\bfseries}		default
\renewcommand{\ptcSfont}{\normalsize\rmfamily\upshape\mdseries}		default
or:		
\mtcsetdepth{parttoc}{2}		default
\mtcsetfont{parttoc}{*}{\normalsize\rmfamily\upshape\mdseries}		default
\mtcsetfont{parttoc}{chapter}{\normalsize\rmfamily\upshape\bfseries}		default
\mtcsetfont{parttoc}{section}{\normalsize\rmfamily\upshape\mdseries}		default
...		
\begin{document}		
...		
\doparttoc		
\dopartlof		
\dopartlot		
\tableofcontents	or \faketableofcontents	
\listoffigures	or \fakelistoffigures	
\listoftables	or \fakelistoftables	
...		
\part{...}		
\parttoc	if you want one	
\partlof	if you want one	
\partlot	if you want one	
...		

But since version #35, empty mini-tables are just ignored and this problem should disappear in normal circumstances. Nevertheless, it is recommended to put no `\minitoc` command in a chapter without sections and no `\minilof` or `\minilot` command in a chapter without figures or tables. The `checkfiles` (see section 1.3.3 on page 27) package option (default) skips empty mini-tables (with a note in the `.log` file); the `nocheckfiles` package option restores the old behaviour (empty mini-tables are displayed).

By default, the mini-tables and partial tables of contents contain only references higher and to sections and subsections. The counters `parttocdepth`, `minitocdepth` and `secttocdepth`, similar to `tocdepth`, allow the user to modify this behaviour. Mini or partial lists of figures or tables are not affected by the value of these counters, but if there are depth counters for these lists (`lofdepth` and `lotdepth`), as done by the `subfigure` and `subfig` packages [83, 85] from Steven Douglas COCHRAN, new depth counters are created if necessary, with obvious names like `partlofdepth`, `partlotdepth`, `minilofdepth`, `minilotdepth`, `sectlofdepth`, and `sectlotdepth`.

1.3.4 Starred chapters, parts and sections

`\addstarredpart` **NOTE:** if using `\chapter*` and a
`\addstarredchapter`
`\addstarredsection` `\addcontentsline{toc}{chapter}{...}`



command to add something in the table of contents, the numbering of the minitoc auxiliary files would be altered. To avoid that problem, a first method is to say:

```

\addstarredpart{...}
\addstarredchapter{...}
\addstarredsection{...}

```

These commands apply only for the level of a part-, mini- or sect-toc; for lower levels, use, as usual:

`\addcontentsline` `\addcontentsline{toc}{section}{...}`

for example, to add a section-level entry in the global toc and in the minitoc of a starred chapter:

```

\chapter*{Title of chapter}
\addstarredchapter{Title of chapter}
\minitoc
\section*{First section}
\addcontentsline{toc}{section}{First section}
\section*{Second section}
\addcontentsline{toc}{section}{Second section}

```

`\adjustptc` There is sometimes a problem with mini-tables when you use `\chapter*` (or
`\adjustmtc` `\section*`): the minitocs appear in the wrong chapter. You can add a `\adjustmtc`
`\adjuststc` (or `\adjuststc` or `\adjustptc`) command at the end of the starred chapter (or
section or part) to increment the corresponding counter. Do not use commands like
`\stepcounter{mtc}` or `\addtocounter{mtc}{...}` (which should work, but it is
cheating), because the `mtc` package (see section 1.11 on page 51) knows what
to do about `\adjustmtc` (and others), but can do nothing about `\stepcounter`
or `\addtocounter`, as they are a standard basic commands of \LaTeX , not minitoc
specific commands. Syntax:

```

\adjustptc[n]
\adjustmtc[n]
\adjuststc[n]

```

where n is the increment (default: 1).

Table 1.4: Commands to add an entry in the table of contents for a starred part, chapter, or section.

Level	With title
part	<code>\mtcaddpart[⟨title⟩]</code>
chapter	<code>\mtcaddchapter[⟨title⟩]</code>
section	<code>\mtcaddsection[⟨title⟩]</code>

`\decrementptc` There are similar commands to *decrement* or *increment* by 1 these counters: `\decrementptc`, `\decrementmtc`, `\decrementstc`, `\incrementptc`, `\incrementmtc`, and `\incrementstc`; the same remarks as above apply. These commands have no argument.

`\mtcaddpart` A more clever way to solve this problem is to use commands similar to:
`\mtcaddchapter`
`\mtcaddsection` `\mtcaddchapter[⟨title⟩]`



This command adds an entry in the table of contents (and adjusts the counter, because it calls `\adjustmtc`). The table 1.4 summarizes these commands, that you put *after* `\chapter*`, etc. If the optional argument is omitted or empty or blank, no entry will be visible in the table of contents nor in the minitocs. If the optional argument is something invisible (like `~`, `\space` or `\quad`), the result will be strange but still logically correct. See also section 2.30 on page 67 for the problems with `\mtcaddpart`.

1.4 Typesetting of the mini-tables

The mini-tables are typeset in a verse-like environment, and can be split over pages.

1.4.1 Chapter-level mini-tables

`\mtcfont` The mini-table of contents is typeset in the `\mtcfont` font, which is `\small\rmfamily` by default. In fact, the font `\mtcfont` is selected at the beginning of a minitoc, `\mtcSfont` minilof or minilot. More selective choices are made with the following fonts. `\mtcSSfont` Section entries are typeset in the `\mtcSfont` font, which is `\small\bfseries` by default. For subsections, subsubsections, paragraphs and subparagraphs, the commands `\mtcSPfont` `\mtcSSfont`, `\mtcSSSfont`, `\mtcPfont` and `\mtcSPfont` are available (by default, `\mlffont` `\small\rmfamily`) to enable the use of various fonts. Mini lists of figures and tables are typeset in the fonts `\mlffont` and `\mltfont`, which are `\small\rmfamily` by default. `\mlfSfont` There are also `\mlfSfont` and `\mltSfont` for sub-figures and sub-tables entries. `\mltSfont` Tables 1.5 on the following page and 1.6 on page 34 summarize these many commands⁹.

⁹ Thanks to Stefan ULRICH, who contributed these tables initially.

Table 1.5: Fonts and titles for the mini-table commands.

Command	Font default setting	Title string default setting	Title font default setting
For the <code>\part...</code> commands:			
<code>\parttoc</code>	<code>\ptcfont</code> <code>\normalsize\rmfamily*</code> <code>\small\rmfamily**</code>	<code>\ptctitle</code> Table of Contents [†]	<code>\ptifont</code> <code>\LARGE\bfseries*</code> <code>\Large\bfseries**</code>
<code>\partlof</code>	<code>\plffont</code> <code>\normalsize\rmfamily*</code> <code>\small\rmfamily**</code> <code>\plfSfont</code> <code>\normalsize\rmfamily*</code> <code>\small\rmfamily**</code>	<code>\plftitle</code> List of Figures [†]	<code>\ptifont</code> <code>\LARGE\bfseries*</code> <code>\Large\bfseries**</code>
<code>\partlot</code>	<code>\pltfont</code> <code>\normalsize\rmfamily*</code> <code>\small\rmfamily**</code> <code>\pltSfont</code> <code>\normalsize\rmfamily*</code> <code>\small\rmfamily**</code>	<code>\plttitle</code> List of Tables [†]	<code>\ptifont</code> <code>\LARGE\bfseries*</code> <code>\Large\bfseries**</code>
For the <code>\mini...</code> commands:			
<code>\minitoc</code>	<code>\mtcfont</code> <code>\small\rmfamily</code>	<code>\mtctitle</code> Contents [†]	<code>\mtifont</code> <code>\large\bfseries</code>
<code>\minilof</code>	<code>\mlffont</code> <code>\small\rmfamily</code> <code>\mlfSfont</code> <code>\small\rmfamily</code>	<code>\mlftitle</code> Figures [†]	<code>\mtifont</code> <code>\large\bfseries</code>
<code>\minilot</code>	<code>\mltfont</code> <code>\small\rmfamily</code> <code>\mltSfont</code> <code>\small\rmfamily</code>	<code>\mltttitle</code> Tables [†]	<code>\mtifont</code> <code>\large\bfseries</code>
For the <code>\sect...</code> commands:**			
<code>\secttoc</code>	<code>\stcfont</code> <code>\small\rmfamily</code>	<code>\stctitle</code> Contents [†]	<code>\stifont</code> <code>\Large\bfseries</code>
<code>\sectlof</code>	<code>\slffont</code> <code>\small\rmfamily</code> <code>\slfSfont</code> <code>\small\rmfamily</code>	<code>\slftitle</code> Figures [†]	<code>\stifont</code> <code>\Large\bfseries</code>
<code>\sectlot</code>	<code>\sltfont</code> <code>\small\rmfamily</code> <code>\sltSfont</code> <code>\small\rmfamily</code>	<code>\sltttitle</code> Tables [†]	<code>\stifont</code> <code>\Large\bfseries</code>

*for document classes with `\chapter` level (e.g., `book`, `report`).

**for document classes with no `\chapter` level (e.g., `article`).

[†]default for english; changed by the language definition files or `\renewcommand`.

All these fonts use `\rmfamily`, `\upshape`, and `\mdseries` by default.



Note that the default choice of fonts is certainly not perfect and hence is not definitive. A symptom of this imperfection is the presence of poor alignments in the mini-tables, if bold and non-bold fonts are mixed¹⁰ (the true length of 1em is not the same for the fonts). This can eventually be adjusted by changing some fonts.

¹⁰This appears, e.g., if you are using the Computer Modern Roman (CMR) fonts [117]. The symptom disappears if you do not use bold CMR fonts or if you use the TX fonts (txfonts package [181]), by example, like in this document. See also section 2.29 on page 66.

Table 1.6: Fonts for the mini-table entries.

Level	Font	default setting
For the <code>\parttoc</code> entries:		
Chapter*	<code>\ptcCfont*</code>	<code>\normalsize\bfseries*</code>
Section	<code>\ptcSfont</code>	<code>\normalsize\rmfamily*</code> <code>\small\bfseries**</code>
Subsection	<code>\ptcSSfont</code>	<i>(like \ptcfont)</i>
Subsubsection	<code>\ptcSSSfont</code>	<i>(like \ptcfont)</i>
Paragraph	<code>\ptcPfont</code>	<i>(like \ptcfont)</i>
Subparagraph	<code>\ptcSPfont</code>	<i>(like \ptcfont)</i>
For the <code>\minitoc</code> entries:*		
Section	<code>\mtcSfont</code>	<code>\small\bfseries</code>
Subsection	<code>\mtcSSfont</code>	<i>(like \mtcfont)</i>
Subsubsection	<code>\mtcSSSfont</code>	<i>(like \mtcfont)</i>
Paragraph	<code>\mtcPfont</code>	<i>(like \mtcfont)</i>
Subparagraph	<code>\mtcSPfont</code>	<i>(like \mtcfont)</i>
For the <code>\secttoc</code> entries:**		
Subsection	<code>\stcSSfont</code>	<code>\normalsize\bfseries</code>
Subsubsection	<code>\stcSSSfont</code>	<i>(like \stcfont)</i>
Paragraph	<code>\stcPfont</code>	<i>(like \stcfont)</i>
Subparagraph	<code>\stcSPfont</code>	<i>(like \stcfont)</i>

*for document classes with `\chapter` level (e.g., book, report).
**for document classes with no `\chapter` level (e.g., article).

1.4.2 Titles for chapter-level mini-tables

<code>\mtifont</code>	Titles are typeset in the <code>\mtifont</code> (<code>\large\bfseries</code> by default) font and the text
<code>\mtctitle</code>	strings of the titles are defined by <code>\mtctitle</code> , <code>\mlftitle</code> and <code>\mltttitle</code> , which are
<code>\mlftitle</code>	the strings “Contents”, “Figures” and “Tables” by default. These title commands should
<code>\mltttitle</code>	be redefined by <code>\renewcommand</code> or <code>\mtcsettitle</code> for languages other than english.
<code>\mtcsettitle</code>	
<code>\mtcselectlanguage</code>	The language option files like <code>french.mld</code> and <code>english.mld</code> (the suffix <code>.mld</code> means “minitoc language definition (file)”) (and many others, see the list in table 1.7 on the next page and section 1.4.12 on page 40) are available. You can easily prepare a similar file for a preferred language (see section 2.26 on page 66). You can change the language of these titles by using the <code>\mtcselectlanguage{language}</code> macro.

Table 1.7: Available languages

1. afrikaan (afrikaans)	27. english (american, australian, british, canadian, newzealand, UKenglish, USenglish)	48. greek- polykatha ^{c,e}	77. magyar2	104. russian-lh ^{c,g,h}
2. albanian		49. guarani ^h	78. magyar3	105. russian- lhcyralt ^{c,g,h}
3. arab (arabic) ^{a,c}		50. hangul1 ^{c,d,g}	79. malayalam- keli ^c	106. russian- lhcyrkoi ^{c,g,h}
4. arab2 ^{a,c}		51. hangul2 ^{c,d,g}	80. malayalam- omega ^{c,e,g,h}	107. russian- lhcyrwin ^{c,g,h}
5. armenian ^c		52. hangul3 ^{c,d,g}	81. malayalam- rachana ^c	108. samin
6. bahasai (bahasa, indon, indonesian) ^c	28. english1	53. hangul4 ^{c,d,g}	82. malayalam- rachana2 ^c	109. scottish
7. bahasam (malay, meyalu) ^c	29. english2	54. hangul- u8 ^{c,e,f,g,h}	83. mongol ^c	110. serbian
8. bangla ^c	30. esperant (esperanto)	55. hanja1 ^{c,d,g}	84. ngermanb (ngerman, naustrian)	111. serbianc ^c
9. basque	31. estonian	56. hanja2 ^{c,d,g}	85. ngermanb2	112. slovak
10. bicig (uighur) ^{c,i}	32. ethiopia (ethiopian) ^c	57. hanja-u8 ^{c,e,f,g,h}	86. norsk	113. slovene
11. bicig2 (uighur2) ^{c,i}	33. ethiopian2 ^{c,e,h}	58. hebrew ^{c,h}	87. norsk2	114. spanish (castillan, castillian)
12. bicig3 (uighur3) ^{c,i}	34. farsi1 ^{c,f,g}	59. hebrew2 ^{c,h}	88. nynorsk	115. spanish2
13. bithe (manju) ^c	35. farsi2 ^{c,f,g}	60. icelandic ^f	89. nynorsk2	116. spanish3 ^{e,f}
14. brazil (brazilian)	36. finnish	61. interlingua	90. polish	117. spanish4
15. breton	37. finnish2	62. irish	91. polish2 ^{c,e}	118. swedish
16. bulgarian ^c	38. french (frenchb, frenchle, frenchpro, francais, acadien, canadien)	63. italian	92. polski ^c	119. swedish2
17. bulgarianb ^c		64. italian2	93. portuguese (portuges)	120. thai ^{c,d,f,g}
18. buryat ^c	39. french1	65. japanese ^{c,d,g}	94. romanian	121. turkish
19. buryat2 ^c	40. french2	66. japanese2 ^{c,d,g}	95. romanian2	122. ukrainian (ukraineb) ^{b,c}
20. catalan	41. galician	67. japanese3 ^{c,d,g}	96. romanian3	123. uppersorbian (usorbian)
21. chinese1 ^{c,g}	42. german (austrian)	68. japanese4 ^{c,d,g}	97. russian ^{b,c}	124. vietnam (vietnamese) ^{c,d}
22. chinese2 ^{c,g}	43. germanb	69. japanese5 ^{c,d,g}	98. russianb ^{b,c}	125. welsh
23. croatian	44. germanb2	70. kannada ^c	99. russianc ^{b,c}	126. xalx (khalkha) ^c
24. czech	45. greek ^c	71. latin	100. russian2m ^{c,e}	127. xalx2 ^c
25. danish	46. greek-mono ^{c,e}	72. latin2	101. russian2o ^{c,e}	128. xalx3 ^c
26. dutch	47. greek- polydemo ^{c,e}	73. latvian (letton) ^e	102. russian-cca ^{c,g,h}	
		74. lithuanian	103. russian- cca1 ^{c,g,h}	
		75. lowersorbian (lsorbian)		
		76. magyar (hungarian)		

The languages in parentheses are aliases of a main language and their .mld files will load the .mld file of that main language.

^a The arab(ic) and arab2 languages require the use of the ArabTeX package [127, 128].

^b The russian language is not yet supported by the babel system [30, 31], but russianb [132] is supported if you use babel-3.6 or a higher version; russianc is an extra. Look also at other .mld files for russian.

^c Some languages may require specific fonts.

^d Requires the CJK package [140, 141].

^e Requires Lambda (Λ), the version of L^AT_EX for Omega (Ω).

^f Requires a 8-bits input encoding.

^g Uses also a .mlo file.

^h Requires a specific input encoding.

ⁱ The bicig language is also known as uighur.

1.4.3 Part-level mini-tables

`\ptcfont` The partial table of contents is typeset in the `\ptcfont` font, which is defined as `\normalsize\rmfamily` by default. In fact, the font `\ptcfont` is selected at the beginning of a `parttoc`, `partlof` or `partlot`. More selective choices are made with the following fonts. Chapter entries are typeset in the `\ptcCfont` font, which is `\normalsize\bfseries` by default. Section entries are typeset in the `\ptcSfont` font, which is `\normalsize\rmfamily` by default. For subsections, subsubsections, paragraphs and subparagraphs, the commands `\ptcSSfont`, `\ptcSSSfont`, `\ptcPfont`, and `\ptcSPfont` are available (by default, `\normalsize\rmfamily`) if you want to use various fonts. Partial lists of figures and tables are typeset in the fonts `\plfSfont` and `\pltSfont` for sub-figures and sub-tables entries.

1.4.4 Titles for part-level mini-tables

`\ptifont` Titles are typeset in the `\ptifont` (`\LARGE\bfseries` by default) font and the text strings of the titles are defined by `\ptctitle`, `\plftitle` and `\plttitle`, which are the strings “Table of Contents”, “List of Figures” and “List of Tables” by default. `\plftitle` These title commands should be redefined by `\renewcommand` or `\mtcsettitle` for languages other than english. The language definition files like `french.mld` and `english.mld` (and many others; for a complete list, see table 1.7 on the preceding page) are available. Read also section 1.4.12 on page 40. You can easily prepare a similar file for a preferred language (see section 2.26 on page 66). You can change the language of these titles by using the `\mtcselectlanguage{language}` macro.

1.4.5 Section-level mini-tables

`\stcfont` The section-level table of contents is typeset in the `\stcfont` font, which is defined as `\normalsize\rmfamily` by default. In fact, the font `\stcfont` is selected at the beginning of a `secttoc`, `sectlof` or `sectlot`. More selective choices are made with the following fonts. Subsection entries are typeset in the `\stcSSfont` font, which is `\normalsize\bfseries` by default. Subsubsection entries are typeset in the `\stcSSSfont` font, which is `\normalsize\rmfamily` by default. For paragraphs and subparagraphs, the commands `\stcPfont` and `\stcSPfont` are available (by default, `\normalsize\rmfamily`) if you want to use various fonts. Section-level lists of figures and tables are typeset in the fonts `\slfSfont` and `\sltSfont` for sub-figures and sub-tables entries.

1.4.6 Titles for section-level mini-tables

`\stifont` Titles are typeset in the `\stifont` (`\normalsize\bfseries` by default) font and the text strings of the titles are defined by `\stctitle`, `\slftitle` and `\sltttitle`, which are the strings “Contents”, “Figures” and “Tables” by default. These title commands should be redefined by `\renewcommand` or `\mtcsettitle` for languages other than english. The language option files like `french.mld` and `english.mld` (and also many others, as listed in table 1.7 on page 35 and explained in section 1.4.12 on page 40) are available. You can easily prepare a similar file for your preferred language (see section 2.26 on page 66). You can change the language of these titles by using the `\mtcselectlanguage{language}` macro.

1.4.7 Position of the titles

1.4.7.1 For mini-tables at the part level

`\doparttoc` By default, titles are on the left. The preparation commands `\doparttoc`, `\dopartlof` and `\dopartlot` accept an optional argument to change the default position of the corresponding title: `[l]` for left (default), `[c]` for center, `[r]` for right, or `[e]` (or `[n]`) for empty (no title). The change is global for all the document. If you want to change the position of the title for only one `parttoc` (or `partlof` or `partlot`), just use such an optional argument with the command `\parttoc` (or `\partlof` or `\partlot`).

1.4.7.2 For mini-tables at the chapter level

`\dominitoc` By default, titles are on the left. The preparation commands `\dominitoc`, `\dominilof` and `\dominilot` accept an optional argument to change the default position of the corresponding title: `[l]` for left (default), `[c]` for center, `[r]` for right, or `[e]` (or `[n]`) for “empty” (“no” title). The change is global for all the document. If you want to change the position of the title for only one `minitoc` (or `minilof` or `minilot`), just use such an optional argument with the command `\minitoc` (or `\minilof` or `\minilot`).

1.4.7.3 For mini-tables at the section level

`\dosecttoc` By default, titles are on the left. The preparation commands `\dosecttoc`, `\dosectlof` and `\dosectlot` accept an optional argument to change the default position of the corresponding title: `[l]` for left (default), `[c]` for center, `[r]` for right, or `[e]` (or `[n]`) for empty (no title). The change is global for all the document. If you want to change the position of the title for only one `secttoc` (or `sectlof` or `sectlot`), just use such an optional argument with the command `\secttoc` (or `\sectlof` or `\sectlot`).

1.4.7.4 Summary of the positioning of titles

`\doparttoc` To summarize: by default, all titles are on the left. However, each one of the following
`\dopartlof` preparation commands:
`\dopartlot`
`\dominitoc` `\doparttoc`, `\dopartlof`, `\dopartlot`,
`\dominilof` `\dominitoc`, `\dominilof`, `\dominilot`,
`\dominilot` `\dosecttoc`, `\dosectlof`, `\dosectlot`,
`\dosecttoc` `\mtcprepare`
`\dosectlof`
`\dosectlot` accepts an optional argument to change the positioning of the title: [l] for left (default),
`\mtcprepare` [c] for center, [r] for right, [e] or [n] for empty (no title), for all the corresponding
mini-tables (for all mini-tables in the case of `\mtcprepare`).

`\parttoc` The following insertion commands:
`\partlof`
`\partlot` `\parttoc`, `\partlof`, `\partlot`,
`\minitoc` `\minitoc`, `\minilof`, `\minilot`,
`\minilof` `\secttoc`, `\sectlof`, `\sectlot`
`\minilot`
`\secttoc` accept the same optional arguments, but these options change the positioning only for
`\sectlof` the title of the current mini-table.
`\sectlot`

1.4.8 Line spacing in the mini-tables

`\iftightmtc` With the commands `\tightmtctrue` (or the `tight` package option) and
`\tightmtctrue` `\tightmtcfalse` (or the `loose` package option, which is the default), the mini-tables
`\tightmtcfalse` will have less (tight) or more (loose) space between contents lines.

But with the KOMA-Script classes [161] (`scrartcl`, `scrbook` and `scrreprt`), it may sometimes be necessary to use the following options or commands, because we need to set `\parskip` to zero in place of `\parsep` to tighten the mini-table. The efficiency of the following options depends of the options given to these KOMA-Script classes (`parindent` option, `parskip` option and variants).

`\ifktightmtc` For the KOMA-Script classes, with the commands `\ktightmtctrue` (or the `k-tight`
`\ktightmtctrue` package option) and `\ktightmtcfalse` (or the `k-loose` package option, which is the
`\ktightmtcfalse` default), the mini-tables will have less (tight) or more (loose) space between contents
lines.

1.4.9 Simplified commands for fonts

`\mtcsetfont` To simplify the redefinition of the fonts for mini-tables, there are two useful commands:
`\mtcsettitlefont`

```
\mtcsetfont{mini-table}{sectionning-level}{commands}
\mtcsettitlefont{mini-table}{commands}
```

By example,

```
\mtcsetfont{minitoc}{subsection}%
    {\small\rmfamily\upshape\bfseries}

\mtcsetfont{minilof}{subfigure}%
    {\small\rmfamily\upshape\bfseries}
```

will redefine `\mtcSSfont` and `\mlfSfont` with the given font commands.

Note that `\mtcsetfont{parttoc}{*}{...}` allows also to redefine `\ptcfont`, etc.

Moreover,

```
\mtcsettitlefont{parttoc}{\Large\rmfamily\itshape\mdseries}
```

will redefine `\pti font` (for titles in the parttocs, partlofs and partlofs) with the given font commands.

1.4.10 Simplified command for mini-table titles

`\mtcsettitle` To simplify the redefinition of the titles for mini-tables, the `\mtcsettitle` command is also available:

```
\mtcsettitle{mini-table}{title string}
```

By example,

```
\mtcsettitle{minitoc}{Description of contents}
```

will redefine `\mtctitle` with the given string. This command checks that you redefine a title for a mini-table type available in your document class.

1.4.11 Simplified command for mini-table depths

`\mtcsetdepth` To simplify the redefinition of the depths for mini-tables, the `\mtcsetdepth` command is also available:

```
\mtcsetdepth{mini-table}{depth}
```

By example,

```
\mtcsetdepth{minitoc}{4}
```

will set the counter `minitocdepth` with the given value. This command checks that you set a depth for a mini-table type available in your document class (and that it is possible to change its depth).

1.4.12 Languages for the titles

Most of the strings defined in the language option files (`.mld`) were taken from the superb `babel` package [30, 31] of Johannes BRAAMS, some were adapted, others were made available by gentle users or taken from specific packages, like `ArabTeX` [127, 128], `ArmTeX` (armenian) [89], `BangTeX` (bangla) [166], `ethiop` [23], `guarani` [26], `Malayalam` [3, 4], `MonTeX` (mongol) [86, 88], `CJK` (chinese, corean-hangûl/hanja, japanese, thai) [140, 141], `PLaTeX` [165, 199] (polish), `SLaTeX` [149] (swedish), `FarsiTeX` (farsi or iranian), or `vietnam.sty` — `latvian` (letton), `greek-mono`, `greek-polydemo`, `greek-polykatha`, `polish2`, `russian2m`, `russian2o` and `spanish3` need `Lambda` (Λ), i.e., the `Omega` (Ω) version of `LATeX`, (see [124]), or even found by searching on the Web (`bulgarianb.mld` for upper cyrillic bulgarian, `japanese.mld` for japanese, `serbianc.mld` for cyrillic serbian). Other languages are welcome. See table 1.7 on page 35.



But for some oriental languages¹¹, the sources of the titles use some exotic encodings which are difficult to manipulate in a `.dtx` file, hence the `.mld` file is then just a wrapper which loads a special file, nicknamed a `.mlo` file¹², not generated by the `.dtx` file in the current version of `minitoc` package, but via `filecontents` environments in the `minitoc.ins` file, and playing with the “catcode” of the “delete” character.

1.4.13 Altering the layout of the mini-tables

The layout of a mini-table is described in the figure 1.5 on the next page (this figure is adapted from [202]), which defines some internal commands (these are not *dimensions*, but `LATeX` commands, created by `\newcommand`, modifiable via `\renewcommand`).

¹¹Mainly for chinese, farsi, hangûl (korean), hanja (korean), japanese, malayalam-omega, thai and some variants of russian.

¹²The extension `.mlo` means *minitoc language object*.

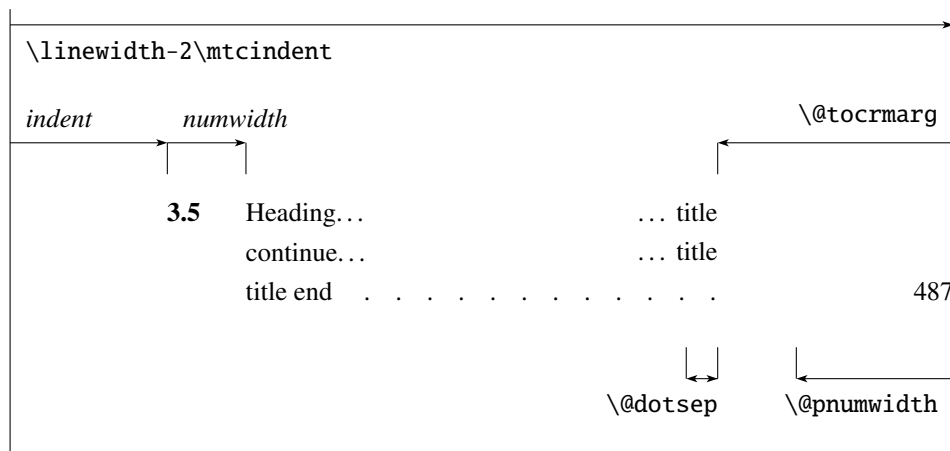


Figure 1.5: Layout of a ToC (LoF, LoT) entry

- \@dotsep , which is the separation between the dots in the dotted line. It is a pure number expressing *math units*; 18 math units make 1em (one quad), which is about the width of a “m” in the current font. As the real size of 1em is font dependent, the separation between the dots may vary if you use different fonts for different types of entries in the mini-tables.
- \@pnumwidth , is the width of the space reserved for the page number. It is a \LaTeX command containing the representation of a length (e.g., 1.55em).
- \@tocrmarg , is the distance (margin) between the right border of the table and the end of the dotted line. It should be larger than \@pnumwidth , and can be a rubber length (i.e., contains some glue, like 2.55em plus 1fil); if you specify the “... plus 1fil” portion, the text of the entry will be ragged on right; it is useful if you have long entries, and it can avoid most hyphenations.

\mtcsetformat As these commands are internal (their names contain the “@” character) and must have a local effect only on specific mini-tables, you should alter them indirectly via the \mtcsetformat command:

$\text{\mtcsetformat}\{mini-table\}\{parameter\}\{value\}$

where *mini-table* is one of the `parttoc`, `partlof`, `partlot`, `minitoc`, `minilof`, `minilot`, `secttoc`, `sectlof` or `sectlot` keywords; *parameter* is one of the `dotinterval` (for \@dotsep), `pagenumwidth` (for \@pnumwidth), or `tocrightmargin` (for \@tocrmarg) keywords; so:

$\text{\mtcsetformat}\{partlof\}\{tocrightmargin\}\{2.55em\ plus\ 1fil\}$

will set the right margin to 2.55em plus 1fil in the lists of tables at the part level. The elasticity (plus 1fil) is useful if the table captions are long.

Table 1.8: Horizontal rules

				defaults for		
	rules in		no rules in	book	report	article
<code>\ptcrule</code>	parttocs	<code>\noptcrule</code>	parttocs	N	N	Y
<code>\plfrule</code>	partlofs	<code>\noplfrule</code>	partlofs	N	N	Y
<code>\pltrule</code>	partlots	<code>\nopltrule</code>	partlots	N	N	Y
<code>\mtcrule</code>	minitocs	<code>\nomtcrule</code>	minitocs	Y	Y	(NA)
<code>\mlfrule</code>	minilofs	<code>\nomlfrule</code>	minilofs	Y	Y	(NA)
<code>\mltrule</code>	minilots	<code>\nomltrule</code>	minilots	Y	Y	(NA)
<code>\stcrule</code>	secttocs	<code>\nostcrule</code>	secttocs	(NA)	(NA)	Y
<code>\slfrule</code>	sectlofs	<code>\noslfrule</code>	sectlofs	(NA)	(NA)	Y
<code>\sltrule</code>	sectlots	<code>\nosltrule</code>	sectlots	(NA)	(NA)	Y

(NA) = not available.

Table 1.9: Page numbers

Type	Page numbers (Default)	No page numbers
parttoc	<code>\ptcpagenumbers</code>	<code>\noptcpagenumbers</code>
minitoc	<code>\mtcpagenumbers</code>	<code>\nomtcpagenumbers</code>
secttoc	<code>\stcpagenumbers</code>	<code>\nostcpagenumbers</code>
partlof	<code>\plfpagenumbers</code>	<code>\noplfpagenumbers</code>
minilof	<code>\mlfpagenumbers</code>	<code>\nomlfpagenumbers</code>
sectlof	<code>\slfpagenumbers</code>	<code>\noslfpagenumbers</code>
partlot	<code>\pltpagenumbers</code>	<code>\nopltpagenumbers</code>
minilot	<code>\mltpagenumbers</code>	<code>\nomltpagenumbers</code>
sectlot	<code>\sltpagenumbers</code>	<code>\nosltpagenumbers</code>

Note that the `tocrightmargin` (for `\@tocrmarg`) parameter should obviously be greater than the `pagewidth` parameter (this appears in the figure 1.5 on the preceding page).

If the `dotinterval` parameter (for `\@dotsep`) is large enough (try 450, then increase or decrease), the dots of leaders will be so much spread out that they will disappear.

1.5 Special Features

1.5.1 Horizontal Rules

`\mtcsetrules` By default, most of mini-tables have horizontal rules after their titles and at their ends. The exception is the “parttoc” in a book- or report-like document (i.e., when `\chapter` is defined). To activate or deactivate these rules, the commands of the table 1.8 are available. But you can also use the following command, which is simpler:

```
\mtcsetrules{mini-table|*}{on|off}
```

where *mini-table* is one of the `parttoc`, `partlof`, `partlot`, `minitoc`, `minilof`, `minilot`, `secttoc`, `sectlof`, or `sectlot` keywords; if the first argument is a star (*), all mini-tables are affected; the keywords `on` and `off` have the following synonyms¹³:

- `on`, `ON`, `yes`, `YES`, `y`, `Y`, `true`, `TRUE`, `t`, `T`, `vrai`, `VRAI`, `v`, `V`, `oui`, `OUI`, `o`, `O`, and `1`;
- `off`, `OFF`, `no`, `NO`, `n`, `N`, `false`, `FALSE`, `faux`, `FAUX`, `f`, `F`, `non`, `NON`, and `0`.

1.5.2 Page Numbers, Leaders

`\mtcsetpagenumbers` By default, the page numbers are listed in each `minitoc`, `minilof`, etc. Some authors want only the section titles (with the section numbers), but without page numbers. Hence the obvious declarations of table 1.9 on the preceding page are available. But you can also use the following command:

```
\mtcsetpagenumbers{mini-table|*}{on|off}
```

where *mini-table* is one of the `parttoc`, `partlof`, `partlot`, `minitoc`, `minilof`, `minilot`, `secttoc`, `sectlof`, or `sectlot` keywords; the keywords `on` and `off` have the following synonyms¹³:

- `on`, `ON`, `yes`, `YES`, `y`, `Y`, `true`, `TRUE`, `t`, `T`, `vrai`, `VRAI`, `v`, `V`, `oui`, `OUI`, `o`, `O`, and `1`;
- `off`, `OFF`, `no`, `NO`, `n`, `N`, `false`, `FALSE`, `faux`, `FAUX`, `f`, `F`, `non`, `NON` and `0`.

If the first argument is a star (*), all mini-tables are affected.

In the mini-tables, they are leaders of dots between the section titles and the page numbers. The `undotted` package option removes these dots. The `dotted` package option is the default. See also section 1.4.13 on page 40.

1.5.3 Features for parttocs and other mini-tables

By default, a `parttoc` (or a `partlof` or a `partlot`), in a `book-` or `report-`class document, is preceded and followed by a `\cleardoublepage` (which acts like `\clearpage` in a one-side document), and has a page style of `empty`. Since version #32, you can modify this behaviour by redefining the commands of table 1.10 on the following page, whose meaning is obvious. A feature defined as `\empty` does nothing.

¹³ `0` and `o` are the letter `O`, `0` is the zero digit.

Table 1.10: Features for parttoc-s and other mini-tables

Type	Command	Default
parttoc	\beforeparttoc	\cleardoublepage
parttoc	\afterparttoc	\cleardoublepage
parttoc	\thispageparttocstyle	\thispagestyle{empty}
partlof	\beforepartlof	\cleardoublepage
partlof	\afterpartlof	\cleardoublepage
partlof	\thispagepartlofstyle	\thispagestyle{empty}
partlot	\beforepartlot	\cleardoublepage
partlot	\afterpartlot	\cleardoublepage
partlot	\thispagepartlotstyle	\thispagestyle{empty}
minitoc	\beforeminitoc	\empty
minitoc	\afterminitoc	\empty
minitoc	\thispageminitocstyle	\empty
minilof	\beforeminilof	\empty
minilof	\afterminilof	\empty
minilof	\thispageminilofstyle	\empty
minilot	\beforeminilot	\empty
minilot	\afterminilot	\empty
minilot	\thispageminilotstyle	\empty
secttoc	\beforesecttoc	\empty
secttoc	\aftersecttoc	\empty
secttoc	\thispagesecttocstyle	\empty
sectlof	\beforesectlof	\empty
sectlof	\aftersectlof	\empty
sectlof	\thispagesectlofstyle	\empty
sectlot	\beforesectlot	\empty
sectlot	\aftersectlot	\empty
sectlot	\thispagesectlotstyle	\empty
<hr/> \mtcsetfeature{ <i>mini-table</i> }{before after pagestyle}{ <i>command</i> } Modifies the features for a mini-table.		

\mtcsetfeature The command:

\mtcsetfeature{*mini-table*}{*keyword*}{*commands*}

allows you to redefine any of these commands. *mini-table* is one of the mini-table names: parttoc... sectlot. *keyword* is one of the followings: before, after

or `pagestyle`. *commands* is either a sequence of commands like `\clearpage`, `\cleardoublepage`, `\thispagestyle{...}`, etc., either `\empty` (does nothing).

1.5.3.1 Remark about page styles¹⁴



The default commands for part-level mini-tables page styles are defined as being `\thispagestyle{empty}`, because in document classes defining the `\chapter` command, the part-level mini-tables are on their own pages. If the document is printed recto-verso, the first page is recto. Usually, these pages are not numbered and have no header and no footer. This behaviour comes from the default definitions of the commands of table 1.10 on the page before. If you want an other behaviour, you can change these definitions. Note that, by default, only the *first* page of these mini-tables are in the `empty` page style. You can set the style of this first page by using `\thispagestyle` and set the style of the following pages by using `\pagestyle`, but you must not forget to reset the normal style after the mini-table. Look at this short example¹⁵:

```
\mtcsetfeature{parttoc}{before}%
  {\cleardoublepage}
\mtcsetfeature{parttoc}{thispagestyle}%
  {\thispagestyle{empty}\pagestyle{myheadings}}
\mtcsetfeature{parttoc}{after}%
  {\cleardoublepage\pagestyle{headings}}
```

where we add a `\cleardoublepage` before each `parttoc`, then we set the `empty` page style for the first page of the `parttocs`, the `myheadings` page style for the following pages of the `parttocs`, and set `headings` page style for the pages after the mini-table, after a `\cleardoublepage`.

1.5.4 The “Chapter 0” Problem (solved)

Some documents do not begin with chapter number one, but with chapter number zero (or even a weirder number).

1.5.4.1 Before version #23 (1994/11/08)

`\firstpartis`
`\firstchapteris`
`\firstsectionis`

To make the `minitoc` package work with such documents, you must insert the command:

```
\firstchapteris{<N>}
```

¹⁴This remark is taken and adapted from a draft of the second edition of the JMPL [13], by Benjamin BAYART, where he comments the `minitoc` package.

¹⁵This example shows that the third argument can be a *sequence* of commands: we set the style of the current page and the style of the following pages.

before the `\dominitoc` and analogous commands. $\langle N \rangle$ is the number of the first chapter. This command *does not* modify the numbering of chapters, you must use a `\addtocounter{chapter}{-1}` command to get a first chapter numbered 0. The `\firstpartis` and `\firstsectionis` commands are similar for parts and sections with a non standard numbering.

1.5.4.2 Since version #23 (1994/11/08)



These commands are now obsolete, as this problem has been solved (via the “absolute” numbering of the mini-table auxiliary files). Thus now they just produce harmless warnings.

1.5.5 Special Entries for TOC, LOF, LOT, Bibliography and Index



If you want to add entries in the Table of Contents for objects like the Table of Contents itself, the List of Figures, the List of Tables, the Bibliography or the Index, you should use the `tocbibind` package [205] by Peter R. WILSON (this package is available from the CTAN archives).

`\dominitoc` But these entries are considered as chapters (or sections in an article class document) when the `.toc` file is scanned to prepare the minitocs (the `\dominitoc` phase).

Note that the same problems appear if you use one of the `scrbook`, `scrreprt` or `scrartcl.cls` KOMA-Script classes [161] with some options (`liststotoc`, `liststotocnumbered`, `bibtotoc`, `bibtotocnumbered`, and `idxstotoc`). The solutions are the same.

`\mtcaddchapter` So you must add an `\mtcaddchapter` command, *without argument*, after each of the
`\tableofcontents` involved commands `\tableofcontents`, `\listoffigures`, and `\listoftables`.
`\listoffigures`
`\listoftables`

`\adjustmtc` For the bibliography, you should add a `\adjustmtc` command after the `\bibliography`
`\bibliography` command.

`\printindex` For the glossary, it is a bit more complicated, you should add the following commands
`\addcontentsline` just after the `\printglossary` command:

```
\mtcaddchapter
\mtcfixglossary
    \addcontentsline{lof}{xchapter}{}
    \addcontentsline{lot}{xchapter}{}
    \mtcaddchapter
```

But this can be done by:

```
\mtcfixglossary[chapter|section|part]
```

where the optional argument is the level for the glossary entry in the TOC. By default, if `\chapter` is defined, the `chapter` level is used, else the `section` level. If neither `\chapter` or `\section` are defined, the `part` level will be used if `\part` is defined; else an error is reported. It is *recommended* that you check the result and, if necessary, you adjust the optional argument.



`\printindex` For the index, it is like for the glossary, you should add the following commands just after the `\printindex` command:

```
\addcontentsline
\mtcaddchapter
\mtcfixindex
\addcontentsline{lof}{xchapter}{}
\addcontentsline{lot}{xchapter}{}
\mtcaddchapter
```

But this can be done by:

```
\mtcfixindex[chapter|section|part]
```

where the optional argument is the level for the index entry in the TOC. By default, if `\chapter` is defined, the `chapter` level is used, else the `section` level. If neither `\chapter` or `\section` are defined, the `part` level will be used if `\part` is defined; else an error is reported. It is *recommended* that you check the result and, if necessary, you adjust the optional argument.



Of course, in documents where the TOC, LOF, LOT, bibliography and/or glossary (or index) are processed as starred sections, you must modify these additions to use section level commands.

And proceed with extreme care, tracking in the `.log` file the insertion of `.mtc<N>` files (and siblings). They are some examples in the `add.tex` (see section 4.3 on page 95) and `addsec.tex` (see section 4.4 on page 100) files distributed with `minitoc`. The `addsec.tex` example shows how much that problem is difficult.

1.6 The notoccite option

`\cite` This option loads the `notoccite` package [8] (by Donald ARSENEAU). It avoids problems with `\cite` commands in sectioning commands or captions: if you then run `LaTeX` using the `unsrt` (unsorted) style, or a similar style, these citations get numbered starting from the page in the table of contents where is the parasite citation,

not the number they should have in the main text. The `notoccite` package prevents this. As `minitoc` prints TOCs, it is subject to the same problem. See also <http://www.tex.ac.uk/cgi-bin/texfaq2html?label=bibtocorder>.

1.7 The `listfiles` and `nolistfiles` options

The `listfiles` package option creates a list of the `minitoc` auxiliary files into the file `<document>.maf`. This feature can help you to remove these auxiliary files which are no more necessary after the \LaTeX run. Under Unix or Linux, you can use something like:

```
cat document.maf | xargs -i -t \rm {}
```

The `nolistfiles` package option is the default (no list).

1.8 The `hints` option

This package option detects some actions and the loading of some packages and classes known as interacting with `minitoc`, and also some frequent misuses and errors. This list of interacting packages and classes is, of course, not closed. If a known package is loaded, this option writes some hints in the `.log` file and emits a warning. The hints written in the `.log` file may suggest you to consult the present document or the `minitoc.bug` file. *Your advice about this option will be welcome.* This option is activated by default, but you can inhibit it via the `nohints` option. The following problems and potential problems are currently detected:



- `\part`
 - `\@part`
 - `\@spart`
 - `\@part`
 - `\chapter`
 - `\@chapter`
 - `\schapter`
 - `\@schapter`
 - `\section`
 - `\@sect`
 - `\@ssect`
- Alteration of some of the following commands¹⁶: `\part`, `\@part`, `\@spart`, `\chapter`, `\@chapter`, `\schapter`, `\section`, `\@sect`, and `\@ssect`. Note that the `hyperref` (see section 2.17 on page 58) package alters these commands at `\begin{document}`, hence this problem might be reported if you use this package, but these alterations seem harmless. Note that the `hyperref` must be loaded *before* `minitoc`.
- Presence of the following packages or classes, which need some precautions: `amsbook` (class), `memoir` (class), `appendix`, `placeins` (beware to its options and its release date (2005/04/18 at least)), `scrbook` (class), `scrreprt` (class), `scrartcl` (class), `tocbibind`, and `tocloft`.

¹⁶The commands containing the “@” character in their names are internal commands of \LaTeX , of a package or of a class; they are sometimes altered by another packages; reconsider then the loading order of the packages.

- Presence of the following packages or classes, which are unfortunately incompatible with the minitoc package: `amsart` (class), `amsproc` (class), `alphanum`, `jura` (class), `titlesec`, and `titletoc`¹⁷.
- | | |
|--|---|
| <code>\parttoc</code>
<code>\doparttoc</code>
<code>\sectlot</code>
<code>\dosectlot</code> | • Usage of <code>\parttoc</code> without calling <code>\doparttoc</code> , ... , usage of <code>\sectlot</code> without calling <code>\dosectlot</code> . Or the reverse. |
| <code>\tableofcontents</code>
<code>\listoftables</code> | • Usage of <code>\parttoc</code> without calling <code>\[fake]tableofcontents</code> , ... , usage of <code>\sectlot</code> without calling <code>\[fake]listoftables</code> . |
| <code>\sectlof</code>
<code>\sectlot</code> | • Usage of <code>\sectlof</code> and/or <code>\sectlot</code> without using the <code>insection</code> package option of <code>minitoc</code> (or the <code>placeins</code> package without its <code>section</code> option). |
- If you are using short extensions (because of your operating system or the `shorttext` package option, see section 1.9 on the next page) and go beyond the limit of 99 parts, chapters or sections, the `hints` package option displays a warning.
- | | |
|---|--|
| <code>abstract</code>
<code>\mtcaddchapter</code>
<code>\mtcaddsection</code> | • If the <code>abstract</code> package [203] (by Peter R. WILSON), is used with its <code>addtotoc</code> option, a “Abstract” entry is added to the table of contents, as a starred chapter if the document class defines <code>\chapter</code> , else as a starred section. This is detected and you should add a <code>\mtcaddchapter[]</code> or a <code>\mtcaddsection[]</code> command after your <code>abstract</code> environment. |
|---|--|
- If the `sectsty` package [150] (by Rowland McDONNELL) is used, it must be loaded *before* the `minitoc` package.
 - If the `varsects` package [186] (by Daniel TAUPIN[†]) is used, it must be loaded *before* the `minitoc` package.
 - If the `fncychap` package [143] (by Ulf A. LINDGREN) is used, it must be loaded *before* the `minitoc` package.
 - If the `quotchap` package [190] (by Karsten TINNEFELD) is used, it must be loaded *before* the `minitoc` package.
 - If the `romannum` package [210] (by Peter R. WILSON) is used, it must be loaded *before* the `minitoc` package.
 - If the `sfheaders` package [145] (by Maurizio LORETI) is used, it must be loaded *before* the `minitoc` package.
 - If the `alnumsec` package [125] (by Frank KÜSTER) is used, it must be loaded *before* the `minitoc` package.
 - If the `captcont` package [84] (by Steven Douglas COCHRAN) is used, it must be loaded *before* the `minitoc` package.
 - If one of the `caption` [183], `caption2`¹⁸ [182], (both written by Axel SOMMERFELDT), `ccaption` [207] (written by Peter R. WILSON), or `mcaption` [111] (written by Stephan HENNIG), packages is used, it must be loaded *before* the `minitoc` package.

¹⁷The `titlesec` package redefines the sectioning commands in a way completely alien to the standard \LaTeX way; hence `minitoc` and `titlesec-titletoc` are fundamentally incompatible, and it is very sad.

¹⁸This package is obsolete; now use the `caption` package.

Table 1.11: Extensions of the auxiliary files

mini-table	long extensions (UNIX, etc.)	short extensions (MS-DOS, etc.)
parttoc	.ptc $\langle N \rangle$.P $\langle N \rangle$
partlof	.plf $\langle N \rangle$.G $\langle N \rangle$
partlot	.plt $\langle N \rangle$.U $\langle N \rangle$
minitoc	.mtc $\langle N \rangle$.M $\langle N \rangle$
minilof	.mlf $\langle N \rangle$.F $\langle N \rangle$
minilot	.mlt $\langle N \rangle$.T $\langle N \rangle$
secttoc	.stc $\langle N \rangle$.S $\langle N \rangle$
sectlof	.slf $\langle N \rangle$.H $\langle N \rangle$
sectlot	.slt $\langle N \rangle$.V $\langle N \rangle$

- If you try to insert empty mini-tables, the `hints` option gives a global warning (except if you used also the `nocheckfiles` option, see section 1.3.3 on page 27).

`\firstpartis` • If you use one of the obsolete commands (`\firstpartis`, `\firstchapteris`, `\firstchapteris` or `\firstsectionis`), a warning is issued for each use, of course, but also a `\firstsectionis` global hint as reminder.

- If you invoke a same preparation command more than once, an informative hint is issued for each spurious invocation.

1.9 Usage with MS-DOS



Under MS-DOS (and other PC oriented old operating systems), the filename extensions are limited to 3 characters. The `minitoc` package determines dynamically the type of extensions available and will use it. All other modifications will be done automatically. The `.mtc $\langle N \rangle$` extensions will become `.M $\langle N \rangle$` , where $\langle N \rangle$ is the absolute chapter number. The extensions `.mlf $\langle N \rangle$` and `.mlt $\langle N \rangle$` become `.F $\langle N \rangle$` and `.T $\langle N \rangle$` . The `.ptc $\langle N \rangle$` extensions become `.P $\langle N \rangle$` , where $\langle N \rangle$ is the absolute part number. The extensions `.plf $\langle N \rangle$` and `.plt $\langle N \rangle$` become `.G $\langle N \rangle$` and `.U $\langle N \rangle$` . The `.stc $\langle N \rangle$` extensions become `.S $\langle N \rangle$` , where $\langle N \rangle$ is the absolute section number. The extensions `.slf $\langle N \rangle$` and `.slt $\langle N \rangle$` become `.H $\langle N \rangle$` and `.V $\langle N \rangle$` . All these extensions are listed in table 1.11. Of course, this implies a limit of 99 chapters in a document, but do you really need so many chapters (or sections in an article)? The limit of 99 parts does not seem too serious for most documents, but for sections, it could be tragical. The `hints` option (section 1.8 on page 48) will report such situations. See also section 2.5 on page 55.

1.10 Why several L^AT_EX runs are required?

The mini-tables, at part, chapter and section levels, are using some space on the first pages on each chapter, part or section, thus the page numbers are altered. After the first L^AT_EX run, the mini-tables and lists, partial tables and lists and section-level tables and lists will be empty (in fact skipped since version #35); after the second run, they appear (if not empty), but because they modify the page numbering, page numbers are wrong; after the third L^AT_EX run, the mini, part- and section-level tables and lists should be correct (see figure 2.1 on page 54).

1.11 The mtcoff package

If a document has been prepared with the minitoc package, it contains many minitoc specific commands, most of them being `\dominitoc`, `\faketableofcontents`, and `\minitoc` commands (and their equivalents for lists of figures and tables). If you want to typeset this document without any mini-table, you have just to replace the minitoc package by the mtcoff package (without option), and all these commands will be ignored, eventually writing warning messages in the `.log` file. At least two L^AT_EX runs will be necessary to get a correct page numbering and cross references. It also sanitizes the `.aux`, `.toc`, `.lof`, and `.lot` files from minitoc specific commands which are now spurious.

Chapter 2

Frequently Asked Questions

Contents

2.0	Introduction	53
2.1	How to avoid a page break near the rules before and after the mini-table?	53
2.2	How about implementing others layouts for a mini-table?	54
2.3	Two consecutive backslashes in a contents line make an error	54
2.4	Reordering chapters makes havoc	54
2.5	Extensions for the names of auxiliary files	55
2.6	Playing with the chapter number	55
2.7	Supported document classes	55
2.8	Compatibility with L ^A T _E X versions	55
2.9	Other mini-tables	56
2.10	Why so many auxiliary files?	56
2.11	How to do mini-tables at levels other than chapter?	57
2.12	Incompatibility with L ^A T _E X2.09	57
2.13	Documents resetting the chapter number at each part	58
2.14	The mini-tables have too much spaced lines	58
2.15	The secttocs are wrong	58
2.16	How to remove the lines of dots?	58
2.17	How to use the hyperref package with minitoc?	58
2.18	Problem while upgrading minitoc	59
2.19	A local table of contents for the set of appendices	59
2.20	Use with the appendix package	59
2.21	Use with the tocloft package	60
2.22	Use with the memoir class	61
2.23	There are too many commands for fonts, titles, and depths	62
2.24	Compatibility with the A _M S document classes	62
2.25	How to hide some entries from the main table of contents	62
2.26	How to define your own .mld file?	66
2.27	Use with the abstract package	66
2.28	Use with the sectsty package	66
2.29	Strange alignment in the minitocs	66
2.30	Some useful precautions with starred sectionning commands	67
2.31	Use with packages for captions	68

2.32	Bad interaction minitoc/hyperref/memoir	68
2.33	Use with the varsects package	68
2.34	Initial font settings	68
2.35	Use with the KOMA-Script classes	70
2.36	Use with the jura class or the alphanum package	70
2.37	Use of the .mld files with the babel package	71
2.38	Use with the fncychap package	71
2.39	Use with the quotchap package	71
2.40	Use with the romannum package	71
2.41	Use with the sfheaders package	71
2.42	Use with the alnumsec package	72
2.43	Use with the captcont package	72
2.44	Vertical space (gap) before and after parttocs, partlofs, and partlots titles	72

Figures

2.1	Three compilations for minitoc	54
-----	--	----

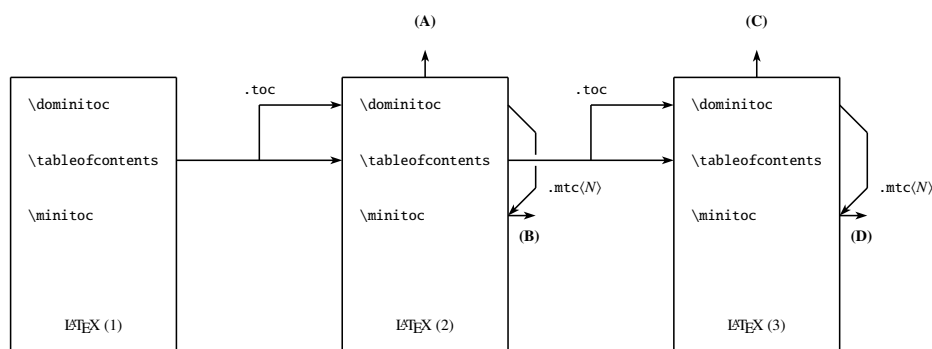
2.0 Introduction

Here is a list of problems and frequently asked questions about `minitoc.sty`. If the version has a number less than 46, please upgrade to version #46. This list is also given in the `minitoc.bug` file, in pure text form. The numbering of this list is done by date of the first occurrence of the question.

If a problem arises, it is often wise to: a) use the `hints` option (see section 1.8 on page 48), which is activated by default, and b) read the `<document>.log` file, which may contain pertinent messages. If you do not find a solution, ask a question on an adequate news group, like `fr.comp.text.tex` (in french) or `comp.text.tex` (in english) preferably, groups which I try to follow, or send me a mail in last resort (please join a minimal but complete example reproducing the problem).

2.1 How to avoid a page break near the rules before and after the mini-table?

`\enlargethispage` This problem seemed solved since version #8, but version #12 adds better fixes. You may have to make some final tuning with `\enlargethispage`. See the L^AT_EX manual [129]. The `needspace` package [201] may also be useful.



(A) `\tableofcontents` produces a table of contents, which is likely inaccurate.

(B) `\minitoc` produces minitocs, which are likely inaccurate.

(C) `\tableofcontents` produces a table of contents, which is accurate.

(D) `\minitoc` produces minitocs, which are accurate.

Figure 2.1: Three compilations for minitoc

2.2 How about implementing others layouts for a mini-table?

Suggestions are welcome, but look at the section 1.4.13 on page 40.

2.3 Two consecutive backslashes in a contents line make an error

Use `\protect\linebreak`.

2.4 Reordering chapters makes havoc

If you reorder chapters, havoc follows... mini-tables going in wrong chapters.

The best way seems to make one run with the `mtcoff` package replacing the `minitoc` package, then restore the `minitoc` package and re-execute `\LaTeX` at least three times (yes, it is time consuming...). See figure 2.1. Running with the `mtcoff` package ensures that the standard auxiliary files are cleared from “spurious” commands introduced by `minitoc`. A more radical solution is to delete the `.aux`, `.toc`, `.lof` and `.lot` files relative to the document, then re-execute `\LaTeX` at least three times.

2.5 Extensions for the names of auxiliary files

This package creates auxiliary files with extensions like `.mtc(N)`. Some operating systems allow only 3 characters extensions. What to do?

No modification is needed: all became automatic since version #28! If you insist to use 3 characters extensions, even on operating systems allowing more, just use the package option `shorttext`. Then you will get first the autoconfiguration messages, then a message saying that you will use short extensions. But then be careful to not have more than 99 mini-tables of the same kind (even empty)!

2.6 Playing with the chapter number



Do not cheat with the “chapter” counter, i.e., do not write ugly things like

```
\setcounter{chapter}{6}
```

The mechanism would break. It is better to add `\chapter` commands, to create empty (but numbered in a legal way) chapters. Since version #10, the `minitoc` package works with appendices. Version #19 allows to begin with a chapter other than number 1. And look at “Special Entries for TOC, LOF, LOT, Bibliography and Index”, section 1.5.5 on page 46.

The same remark applies to the `part` and `section` counters.

2.7 Supported document classes

The `minitoc` package is restricted to document classes which define chapters in the standard way, like “book” and “report”, or sections in the standard way, like “article”. There are “parttocs” if the document class defines the `\part` command. Note that classes like “letter”, which have not the classical sectionning structure, cannot be supported. Classes using sectionning commands with other names are not supported¹. See also section 2.24 on page 62.

2.8 Compatibility with L^AT_EX versions

Some users have failed to make `minitoc` to work. They got a message like:

¹ This would be very difficult: any user can create new sectionning commands (often with the help from some packages) with standard or new names; this is only limited by the imagination. The `minitoc` package relies on the names of the standard sectionning commands and on the syntax of these commands.

```
Package minitoc Warning: <W0021>
Undefined command ... \@inputcheck ...
Your version of latex.tex is obsolete. Trying to continue...
```

or:

```
Package minitoc Warning: <W0022>
Undefined command ... \reset@font ...
Your version of latex.tex is very obsolete.
Trying to continue... crossing fingers.
```

The `\reset@font` command has been added to `latex.tex` on September 29th, 1991 and the `\@inputcheck` command on March 18th, 1992 and this version of `latex.tex` has been released on March 25th, 1992. If you get this message, you have an old version of `latex.tex`. Get a recent one from the archives (or a recent distribution) and regenerate a `latex.fmt` format via `initex` (or your configuration tool).

2.9 Other mini-tables

Some demanding users want to have `minilof`, `minilot` and `minibbl`. First, “`minibbl`” is another problem, strongly related to the `BiTEX`’s dealing with `.aux` files. Look at the `chapterbib` [7], `bibunits` [102], `multibib` [103], and `bibtopic` [12] packages. Version #13 has implemented basic `minilofs` and `minilots`. `Minibbls` are not the aim of this package².

2.10 Why so many auxiliary files?

This package creates a lot of auxiliary files and some users have argued that it is too many. A deep redesign would be necessary to avoid that. Using only one big auxiliary file (or one for all `minitocs`, one for all `minilofs`, ...) would make the reading of such file very slow, as it would be read for each `\miniXXX` macro! Moreover, this would make the `checkfiles` (see section 1.3.3 on page 27) package option impractical to implement. Note that the many files `*.mtc*`, etc., may be deleted after the `LATEX` run. They are rebuilt by the preparation commands (like `\dominitoc` and `siblings`). But, since version #35, `minitoc` is able to detect and skip empty `*.mtc*` files (and `siblings`) to avoid ugly titles with just two thin rules. It would not be easy to do with one big auxiliary file. Since version #44, the `listfiles` package option is available to create a list of these auxiliary files; see section 1.7 on page 48.

These files contain the mini-tables extracted from the `.toc`, `.lof`, and `.lot` files. They are no more useful after the `LATEX` run. If you run `LATEX` via a script or a “`makefile`”, it may

² See <http://www.tex.ac.uk/cgi-bin/textfaq2html?label=multibib>

be useful to add to it a cleaning feature (which should be optional, to allow debugging). The table 1.11 on page 50 gives the list of the extensions for these files (note that a `<document>.mtc` auxiliary file is also created as a scratch file).

As an example, you can look at the rubber script [16] (written in Python) provided by Emmanuel BEFFARA:

<http://rubber.sourceforge.net/>
<http://www.pps.jussieu.fr/~beffara/soft/rubber/>

2.11 How to do mini-tables at levels other than chapter?

Here also, some redesign was needed. From version #15, there are `parttocs`, `partlofs` and `partlots` for the part level in `book|report`-like and `article`-like documents, `secttocs`, `sectlofs` and `sectlots` for the section level in `article`-like documents. Note that you can not have `minitocs` features at chapter and section level in the same document, because doing so would make an unreadable monster. The user must choose the main class of the document according to the size of it (e.g., do not write an article of more than 100 sections: this is a report, or even a book!).

	part	chapter	section
book	*	*	
report	*	*	
article	*		*

2.12 Incompatibility with L^AT_EX2.09

`\protect` The more recent version of L^AT_EX2_ε adds `\protect` before `\contentsline` in the
`\contentsline` `.toc`, `.lof` and `.lot` files. The version #17 of `minitoc` attempts to be compatible with L^AT_EX2_ε and L^AT_EX2.09. This will be the *last* version usable with L^AT_EX2.09. Versions #18 and later are L^AT_EX2_ε specific, and no more compatible with L^AT_EX2.09, which is completely obsolete.

2.13 Documents resetting the chapter number at each part

Since version #23, `minitoc` works with document classes resetting chapter (or section) number at each part (or chapter). This is possible because the auxiliary files for the mini-tables have now an *absolute* number.

2.14 The mini-tables have too much spaced lines

From version #29, you can have tight mini-tables with the `tight` option, and with the `k-tight` option for the KOMA-Script classes [161] (since version #43).

2.15 The secttocs are wrong

Secttocs did not work: corrected (version #38).

2.16 How to remove the lines of dots?

The lines of dots (leaders) between section titles and page numbers are removed by the `undotted` option (#29). See also section 1.4.13 on page 40.

2.17 How to use the hyperref package with minitoc?



Since version #31, `minitoc` works correctly with the powerful `hyperref` package [176], thanks to Heiko OBERDIEK, who used the work of Bernd JAEHNE and Didier VERNA. Hence the `minitoc-hyper.sty` package is now obsolete and should no more be used. It is still present on the CTAN archives for compatibility with old documents. If you add the loading of the `hyperref` package to a document yet using `minitoc`, you will get error message about spurious closing braces. Just let finish the \LaTeX run, then re- \LaTeX the document. There will be no problem if you remove the loading of `hyperref` and add it again: the problem occurs only when upgrading from `minitoc` #30 to `minitoc` #31 (or higher) with a document already processed and adding `hyperref` at the same time! It seems better to process the document with `minitoc` #31 (or higher) without `hyperref`, then with `hyperref`, because some internal commands written into the auxiliary files have been modified. If used, the `hyperref` package must be loaded *before* `minitoc`. Note that the documents `minitoc.dtx` and `fminitoc.dtx` show (not so) basic examples of the use of the `hyperref` package with `minitoc`.

2.18 Problem while upgrading `minitoc`

If upgrading from version #30 or lower to version #31 or higher, you should delete the `.aux`, `.toc`, `.lof`, `.lot` files of the document, else the first \LaTeX run with version #31 or higher will produce a lot of errors (the next run should be ok). See also the section 2.17 on the preceding page.

2.19 A local table of contents for the set of appendices

<code>\doparttoc</code> <code>\tableofcontents</code> <code>\appendix</code> <code>\part</code> <code>\parttoc</code> <code>\addtocontents</code> <code>\protect</code> <code>\setcounter</code> <code>\chapter</code> <code>\partbegin</code>	Some users need a table of contents for the appendices, but without putting the entries of it into the main table of contents. The solution is to put the appendices in a <code>\part</code> subdivision of the document and ask for a table of contents at the <code>\part</code> level: <pre> \doparttoc % after \begin{document} . . . \tableofcontents . . . \appendix \part{Appendices} % create a part level subdivision \parttoc % create a local table of contents % To suppress the appendix part in the main toc \addtocontents{toc}{\protect\setcounter{tocdepth}{-1}} \chapter{First appendix} . . . % Add this at the end of appendices if there is something % after the appendices (like an index or a bibliography) % to put a bound to the contents of \parttoc \addtocontents{toc}{\protect\partbegin} </pre>
---	--

See also section 2.25 on page 62.

2.20 Use with the `appendix` package

<code>appendices</code> <code>\addcontentsline</code> <code>\adjustmtc</code> <code>\adjuststc</code>	If you use the <code>appendix</code> package [204] (by Peter R. WILSON), you will observe a serious problem with <code>minitocs</code> in the <code>appendices</code> environment (and after it): they do not match with their respective appendices. In fact, the environment opening <code>\begin{appendices}</code> hides a <code>\addcontentsline</code> command for a chapter or a section, putting trouble in the numbering of <code>minitocs</code> or <code>secttocs</code> . Several solutions are available. The first one is to add a <code>\adjustmtc</code> or <code>\adjuststc</code> command (depending if the appendices are at the chapter or section level) after <i>each</i> <code>\begin{appendices}</code> command. An other solution is to add the following commands in the preamble <i>after</i> the loading of the <code>appendix</code> package:
--	--

```
\let\oldappendices\appendices
\def\appendices{\oldappendices\adjustmtc}
```

if appendices are at the chapter level, OR:

```
\let\oldappendices\appendices
\def\appendices{\oldappendices\adjuststc}
```

if appendices are at the section level.

These two solutions may be modified by replacing `\adjustmtc` by the sequence:

```
\addtocontents{toc}{\chapterend}
OR
\addtocontents{toc}{\sectend}
```

when it is necessary to delimit the end of the preceeding chapter or section.

A rather elegant solution is to add an entry into the TOC via the `\addappheadtotoc` offered by the `appendix` package. As this entry is a chapter-level (or section-level) entry, it delimits correctly the end of the preceeding chapter or section.

2.21 Use with the `tocloft` package

`\mtcsetfont` (This answer is given in the documentation of the `tocloft` package [202].) The `tocloft` (by Peter R. WILSON) and `minitoc` packages have an unfortunate interaction³, which fortunately can be fixed. In the normal course of events, when `minitoc` is used in a chaptered document it will typeset section entries in the minitocs in bold font. If `tocloft` is used in conjunction with `minitoc`, then the `minitoc` section entries are typeset in the normal font, except for the page numbers which are in bold font, while the ToC section entries are all in normal font.

One cure, if you want the `minitoc` section entries to be all in normal small font, is to put:

```
\renewcommand{\mtcSfont}{\normalfont\small}
```

or:

```
\mtcsetfont{minitoc}{section}{\normalfont\small}
```

³ Discovered by Lyndon DUDGING.

in the preamble.

Otherwise, the cure is the following incantation:

```
\renewcommand{\cftsecfont}{\bfseries}
\renewcommand{\cftsecleader}{\bfseries\cftdotfill{\cftdotsep}}
\renewcommand{\cftsecpagefont}{\bfseries}
```

To have the section entries in both the ToC and the minitocs in bold then put the incantation in the preamble. To have only the minitoc section entries in bold while the ToC entries are in the normal font, put the incantation between the `\tableofcontents` command and the first `\chapter` command.

As `tocloft` is a very powerful and useful package, these cures are worth to be added if you need the benefits of this package. See also section 2.22.

2.22 Use with the memoir class

The `memoir` class [208, 209] offers basically the fonctionnalités of the `appendix`, `tocbibind` and `tocloft` packages (this class and these packages have the same author, Peter R. WILSON), hence it has the same problems; see above the available solutions (sections 2.20 on page 59, 1.5.5 on page 46, and 2.21 on the page before respectively). If your version of the `memoir` class is recent, the syntax of the `\chapter` command is different and the `memoir` class *could be no more compatible* with the `minitoc` package, but a patch is inserted to fix the problem. Hopefully, if your version of the `memoir` is more recent than 2005/09/25, the patch is no more necessary.

If you are using the `memoir` class (or the `tocloft` package), the `\mtcsetfont` command has no effect (`\mtcsetttitlefont` works); you should use the font commands which are specific of the `memoir` class (or of the `tocloft` package).

If you still want to use the `\mtcsetfont` commands while using the `memoir` class (or of the `tocloft` package), you must disable the `memoir/tocloft` font commands. This is done by the following commands:

```
\let\cftpfont\relax
\let\cftchapterfont\relax
\let\cftsectionfont\relax
\let\cftsubsectionfont\relax
\let\cftsubsubsectionfont\relax
\let\cftparagraphfont\relax
\let\cftsubparagraphfont\relax
\let\cftfigurefont\relax
\let\cftsubfigurefont\relax
```

```
\let\cfttablefont\relax
\let\cftsubtablefont\relax
```

2.23 There are too many commands for fonts, titles, and depths

`\mtcsetfont` Since version #41, the `\mtcsetfont` and `\mtcsettitlefont` commands are available.
`\mtcsettitlefont` You do not need anymore to know `\mtcSSSfont`, `\ptifont`, etc.

`\mtcsettitle` Since version #42, the `\mtcsettitle` command is available. You do not need anymore to know `\mtctitle`, `\slttitle`, etc.

`\mtcsetdepth` Since version #43, the `\mtcsetdepth` command is available. You do not need anymore to know the counters `minitocdepth`, `sectlotdepth`, etc.

2.24 Compatibility with the \mathcal{AMS} document classes

`\mtcaddchapter` The `amsart.cls` and `amsproc.cls` document classes are unfortunately incompatible with `minitoc`. The `amsbook.cls` document class requires the insertion of commands if you want a list of figures and/or a list of tables:

```
\listoffigures
\mtcaddchapter % added
\listoftables
\mtcaddchapter % added
```

2.25 How to hide some entries from the main table of contents

`mtchideinmaintoc` It is a problem similar to that of section 2.19 on page 59. An example is having a local table of contents for a chapter (`\minitoc`) whose entries should not appear in the main table of contents. Just use the `mtchideinmaintoc` environment:

```
\chapter{Title}
\begin{mtchideinmaintoc}[level]
\minitoc
```

```

\section{sub-title}
...
\end{mtchideinmaintoc}

```

This environment accepts an optional numeric argument, which is the depth of hiding in the main toc (default: -1, complete hiding). You can look at the `apx.tex` example file:

```

1 (*apx)
2 \documentclass{book}
3 \usepackage{lipsum} % provides filling text
4 \usepackage{tocbibind} % adds some entries in the main TOC.
5 \usepackage[tight,listfiles]{minitoc}
6 \setcounter{minitocdepth}{3}
7 \setcounter{parttocdepth}{3}
8 \begin{document}
9 \doparttoc
10 \dominitoc
11 \tableofcontents
12 \mtcaddchapter % because tocbibind adds a chapter entry in the TOC
13 \chapter{First}
14 \minitoc
15 First chapter
16 \section{First section}
17 \lipsum[1]
18 \section{Second section}
19 \lipsum[2]
20 \chapter{Second}
21 \minitoc
22 Second
23 \section{First section of second chapter}
24 \lipsum[3]
25 \section{Second section of second chapter}
26 \lipsum[4]
27 \appendix % begins the appendices
28 \addcontentsline{toc}{part}{Appendices} % adds a part entry in the TOC
29 \adjustptc % fixes the parttoc counter ptc
30 \parttoc % adds a partial toc for the appendices
31 \begin{mtchideinmaintoc}[-1] % hides the details of the
32 % % appendices in the main TOC, but chapter-level
33 % % entries would be still visible if you use 0
34 % % in place of -1 as optional argument.
35 \chapter{First appendix}
36 \minitoc
37 First appendix
38 \section{First section}
39 \lipsum[5]
40 \section{Second section}
41 \lipsum[6]
42 \chapter{Second appendix}
43 \minitoc
44 Second appendix
45 \section{First section of second appendix}
46 \lipsum[7]

```

```

47 \section{Second section of second appendix}
48 \lipsum[8]
49 \end{mtchideinmaintoc} % end of hiding
50 \end{document}
51 \apx

```

Of course, the environments `mtchideinmainlof` and `mtchideinmainlot` are also available, to hide some entries in the main list of figures or of tables.



Note that the position of the end of these environments must be adjusted to include a page break (like the one done by a `\chapter` command), else the `restore` command might be inserted to early into the `.toc`, `.lof` or `.lot` file. There is an example file (`hide1.tex`):

```

52 \*hide1)
53 \documentclass{book}
54 \usepackage%
55   [tight,listfiles]{minitoc}
56 \begin{document}
57 \dominilof
58 \dominilot
59 \listoffigures
60 \listoftables
61 \chapter{First}
62 \minilof
63 \minilot
64 \begin{figure}
65 \caption{AAAA1}
66 \end{figure}
67 \begin{figure}
68 \caption{AAAA2}
69 \end{figure}
70 \begin{table}
71 \caption{TAAAA1}
72 \end{table}
73 \begin{table}
74 \caption{TAAAA2}
75 \end{table}
76 \chapter{Second}
77 \minilof
78 \minilot
79 %%-----

```

We begin the hiding of figure entries in the list of figures and of table entries in the list of tables. In this document, we use the environment forms.

```

80 \begin{mtchideinmainlof}
81 \begin{mtchideinmainlot}
82 \begin{figure}
83 \caption{BBBB1}

```

```

84 \end{figure}
85 \begin{figure}
86 \caption{BBBB2}
87 \end{figure}
88 \begin{table}
89 \caption{TBBBB1}
90 \end{table}
91 \begin{table}
92 \caption{TBBBB2}
93 \end{table}
94 \chapter{Third}

```

We terminate the hiding of figure entries in the list of figures and of table entries in the list of tables. In this document, we use the environment forms.

```

95 \end{mtchideinmainlot}
96 \end{mtchideinmainlof}
97 %%-----
98 \minilof
99 \minilot
100 \begin{figure}
101 \caption{CCCC1}
102 \end{figure}
103 \begin{figure}
104 \caption{CCCC2}
105 \end{figure}
106 \begin{table}
107 \caption{TCCCC1}
108 \end{table}
109 \begin{table}
110 \caption{TCCCC2}
111 \end{table}
112 \end{document}
113 \hide1)

```


But it is also possible to use *commands* in place of these environments: you place a `\mtchideinmainlof` (or `\mtchideinmainlot`) command in the first figure (or table) to hide, *before* its caption and a `\endmtchideinmainlof` (or `\endmtchideinmainlot`) command at the end of the last figure (or table) to hide, *after* its caption, like in this example file (`hide2.tex`):

```

114 <{*hide2}
115 \documentclass{book}
116 \usepackage%
117   [tight,listfiles]{minitoc}
118 \begin{document}
119 \dominilof
120 \dominilot
121 \listoffigures
122 \listoftables
123 \chapter{First}
124 \minilof
125 \minilot
126 \begin{figure}
127 \caption{AAAA1}
128 \end{figure}
129 \begin{figure}
130 \caption{AAAA2}
131 \end{figure}
132 \begin{table}
133 \caption{TAAAA1}
134 \end{table}
135 \begin{table}
136 \caption{TAAAA2}
137 \end{table}
138 \chapter{Second}
139 \minilof
140 \minilot

```

We begin the hiding of figure entries in the list of figures and of table entries in the list of tables. In this document, we use the command forms: a command is inserted *before* the caption of the first “hidden” entry.

```

141 \begin{figure}
142 \mtchideinmainlof
143 \caption{BBBB1}
144 \end{figure}
145 \begin{figure}
146 \caption{BBBB2}
147 \endmtchideinmainlof

```

```

148 \end{figure}
149 \begin{table}
150 \mtchideinmainlot
151 \caption{TBBBB1}
152 \end{table}

```

We terminate the hiding of figure entries in the list of figures and of table entries in the list of tables. In this document, we use the command forms: a command is inserted *after* the caption of the *last* “hidden” entry.

```

153 \begin{table}
154 \caption{TBBBB2}
155 \endmtchideinmainlot
156 \end{table}
157 \chapter{Third}
158 \minilof
159 \minilot
160 \begin{figure}
161 \caption{CCCC1}
162 \end{figure}
163 \begin{figure}
164 \caption{CCCC2}
165 \end{figure}
166 \begin{table}
167 \caption{TCCCC1}
168 \end{table}
169 \begin{table}
170 \caption{TCCCC2}
171 \end{table}
172 \end{document}
173 </hide2>

```

This method, recommended while more delicate to apply, is more reliable in delimiting the hiding domain: it solves the problem of the asynchronicity between the writing of floats and the writing of the normal text.

2.26 How to define your own .mld file?

`\mtcsettitle` First, you should not directly modify one of the distributed .mld and .mlo files.
`\mtcselectlanguage` The simplest way to alter some title is to redefine the corresponding command via `\renewcommand` or better via `\mtcsettitle`. If you really want to have your own .mld file, you copy an existing .mld file into one with a new name (not the name of a distributed .mld file). Then you modify this new .mld file and you can use it via `\mtcselectlanguage`. You can always contact me to add this new .mld file to the distribution. These remarks apply also to the $\langle language \rangle$ [.mld-.mlo] pairs of language definition files.

2.27 Use with the abstract package

`abstract` If the abstract package [203] (by Peter R. WILSON), is used with its `addtotoc` option,
`\mtcaddchapter` a “Abstract” entry is added to the table of contents, as a starred chapter if the document
`\mtcaddsection` class defines `\chapter`, else as a starred section. This problem is detected by the `hints`
`\chapter` option and you should add a `\mtcaddchapter[]` or a `\mtcaddsection[]` command after your abstract environment.

2.28 Use with the sectsty package

If the `sectsty` package [150] (by Rowland McDONNELL) is used, it must be loaded *before* the `minitoc` package, because it alters (redefines) the sectioning commands. Of course, the `hints` option detects this problem.

2.29 Strange alignment in the minitocs

In minitocs, subsections titles are not aligned with sections, as they are in the main table of contents.

The entries of a table of contents are formatted via internal commands like `\l@part`, `\l@chapter`, `\l@section`, etc.

The “part” and “chapter” levels (and “section” for an article) use specific commands which are somewhat complex for a more elaborated formatting. For the “section” (in the report and book classes) and lower levels, these commands are (book class, `book.cls`) by default:

```
\newcommand*\l@section{\@dottedtocline{1}{1.5em}{2.3em}}
\newcommand*\l@subsection{\@dottedtocline{2}{3.8em}{3.2em}}
```

```

\newcommand*\l@subsubsection{\@dottedtocline{3}{7.0em}{4.1em}}
\newcommand*\l@paragraph{\@dottedtocline{4}{10em}{5em}}
\newcommand*\l@subparagraph{\@dottedtocline{5}{12em}{6em}}

```

which will be applied in the main table of contents and in the minitocs. The arguments of `\@dottedtocline` are

- 1) the logical depth (which will be compared to `tocdepth` or `minitocdepth`).
- 2) the indentation.
- 3) the width reserved for the section/subsection/... number.

In the standard book, report and article classes, the dimensions (second and third arguments) are given in “em” units, and this unit depends of the current font. In the main table of contents, the section and subsection entries are written in the *same* font, hence usually the alignment is correct. But in the minitocs, the section entries are written in a bold font while the subsection entries are written in a non bold font (the default font choices are given in table 1.6 on page 34), hence one “em” has different sizes in these two fonts and the alignment is changed.

There are several solutions:

- Redefine the `\l@section ... \l@subparagraph` commands to use font independent units (pt, mm, pc, etc.). This redefinition must be performed in a package or via a command defined by a package or between `\makeatletter` and `\makeatother`, because these commands have a @ in their names; you must use `\renewcommand*` to redefine these commands.
- Use the `tocloft` package [202] to change the indentation, with font independent units. But then see section 2.21 on page 60.
- Use the same font for the section and subsection entries in the minitocs, using the `\mtcsetfont` command (see section 1.4.9 on page 39) or redefining the `\mtcSfont`, `\mtcSSfont`, `\mtcSSSfont`, `\mtcPfont` and `\mtcSPfont` commands (see table 1.6 on page 34), or similar.

2.30 Some useful precautions with starred sectionning commands

- The headers are not modified by `\part*`, `\chapter*` or `\section*`; it is necessary to use `\markboth` or `\markright` to get correct page headers for the current and following pages.
- If you need an entry in the table of contents for a `\chapter*` or a `\section*` command, you must use `\mtcaddchapter[title]` or `\mtcaddsection[title]`

after the starred sectionning command. If you need an entry in the table of contents for a `\part*` command, the page number in the table of contents would be wrong, because `\part*` implies a `\clearpage` or a `\cleardoublepage` before the first page of the part. Use the sequence

```
\cleardoublepage      % \clearpage if openany option.
\mtcaddpart[title]
\part*[title]
```

2.31 Use with packages for captions

If one of the `caption` [183], `caption2` [182]⁴, (both written by Axel SOMMERFELDT), `ccaption` [207] (by Peter R. WILSON), or `mcaption` [111] (by Stephan HENNIG), packages is used, it must be loaded *before* the `minitoc` package, because such packages alter (redefine) the commands listing figures and tables. Of course, the `hints` option detects this problem.

2.32 Bad interaction `minitoc`/`hyperref`/`memoir`

When the `minitoc` and `hyperref` [176] packages are used in a document of class `memoir` [208, 209], the chapter header “Chapter” does not appear on the first page of the chapter.

This problem is fixed in version #44 of `minitoc`.

2.33 Use with the `varsects` package

If the `varsects` package [186] (by Daniel TAUPIN[†]) is used, it must be loaded *before* the `minitoc` package, because it alters (redefines) the sectionning commands. Of course, the `hints` option detects this problem.

2.34 Initial font settings

The setting of the fonts in the mini-tables is a rather complex problem. If we take the `parttoc`s as an example, there is a `\ptcfont` font-command which is used for two purposes⁵:

⁴ This package is obsolete; now use a recent version of the `caption` package.

⁵ The same remarks apply to the other mini-tables.

- First, to be used as default value for some other font-commands (like `\ptcSPfont`). As its default value is used in the initialization of the `minitoc` package, the value of these other commands is *not altered* if you modify `\ptcfont`. You must modify these commands one at a time.
- Second, it is invoked at the beginning of each `parttoc`, `partlof` or `partlot` to set an initial font command. Then each entry of the mini-table calls its own font command (like `\ptcSPfont`). Thus, if you modify `\ptcfont`, you can obtain a global effect on the fonts in the `parttocs`, `partlofs`, and `partlots`. So you can play with the various parameters of the fonts (family, shape, series, size), if you want fancy mini-tables; but it is rather difficult.



In the initialization of the `minitoc` package, we have a sequence of commands:

```
\let\ptcSSfont\ptcfont      % (subsections)
\let\ptcSSSfont\ptcfont     % (subsubsections)
\let\ptcPfont\ptcfont       % (paragraphs)
\let\ptcSPfont\ptcfont      % (subparagraphs)
\let\plffont\ptcfont        % (figures)
\let\plfSfont\ptcfont       % (subfigures)
\let\pltfont\ptcfont        % (tables)
\let\pltSfont\ptcfont       % (subtables)
```

to define some default fonts. But this sequence is executed only once. If you alter `\ptcfont`, the modification is not applied to these font commands. The command `\ptcfont` is invoked at the beginning of each `parttoc`. `\ptcCfont` is invoked for each chapter entry in a `parttoc` (`\ptcSfont` for each section entry, etc.). So `\ptcfont` can be used to define some global characteristics for the fonts in the `parttocs`, while `\ptcCfont` (etc.) can be used to customize the fonts for each level of entries.

Note that if you say:

```
\def\ptcSSfont{\ptcfont}    % (subsections)
\def\ptcSSSfont{\ptcfont}   % (subsubsections)
\def\ptcPfont{\ptcfont}     % (paragraphs)
\def\ptcSPfont{\ptcfont}    % (subparagraphs)
\def\plffont{\ptcfont}      % (figures)
\def\plfSfont{\ptcfont}     % (subfigures)
\def\pltfont{\ptcfont}      % (tables)
\def\pltSfont{\ptcfont}     % (subtables)
```

after loading the `minitoc` package, these font commands will be “associated” to `\ptcfont`, hence if you modify `\ptcfont` (by via `\mtcsetfont{parttoc}{*}{...}` or `\renewcommand`), they will follow the modification. But if you modify one of these commands via `\renewcommand` or `\mtcsetfont{parttoc}{subsection}{...}` (subsection is an example), the association is broken. But you could be more clever by saying something like

```
\mtcsetfont{parttoc}{subsection}{\ptcfont\itshape}
```

to preserve the association and modify only some parameters of a minitoc font command.

For levels above subsection (part, chapter and section), the fonts are more specific in general, but you can, of course, say something like `\def\ptcCfont{\ptcfont}` to make a similar association. You can even make other associations, like this:

```
% for high sectionning levels:
\def\highlevelsfont{\rmfamily\bfseries\normalsize\upshape}
% for low sectionning levels:
\def\lowlevelsfont{\rmfamily\mdseries\smallsize\upshape}
% then for each level:
\def\ptcCfont{\highlevelsfont}
\def\ptcSfont{\highlevelsfont}
\def\ptcSSfont{\lowlevelsfont}
\def\ptcSSSfont{\lowlevelsfont}
\def\ptcPfont{\lowlevelsfont\itshape}
\def\ptcSPfont{\lowlevelsfont\itshape}
```

Then you can redefine `\highlevelsfont` or `\lowlevelsfont` to act on several fonts in one step, but you must use `\renewcommand`. You cannot act on `\highlevelsfont` or `\lowlevelsfont` with `\mtcsetfont`.

Note that only the fonts for parttocs are used in the examples above; but, of course, the situation is the same for minitocs and secttocs. `\highlevelsfont` and `\lowlevelsfont` are macro names that you can choose, they are not part of the minitoc package.

2.35 Use with the KOMA-Script classes

If a KOMA-Script class [161], compatible with minitoc (`scrbook`, `scrreprt` or `scrartcl`), is used, some class options may cause problems with the minitoc package, because these options add chapter or section entries in the table of contents. See section 1.5.5 on page 46. Of course, the `hints` option detects this problem.

2.36 Use with the jura class or the alphanum package

The `jura` class loads the `alphanum` package, which redefines the sectionning structure in a non-standard way, after the loading of the `report` class. This class and this package are incompatible with minitoc.

2.37 Use of the .mld files with the babel package

If you are using the babel package [30, 31], you can automatize the loading of the .mld file by adding some code in the preamble of your document, like this:

```
\AtBeginDocument{%  
  \addto\captionslanguageI{\mtcselectlanguage{language2}}}
```

where *language1* is the language name for babel and *language2* the language name for minitoc; there are often identical, but there are exceptions (when you use a locally customized .mld file, by example).

2.38 Use with the fncychap package

If the fncychap package [143] (by Ulf A. LINDGREN) is used, it must be loaded *before* the minitoc package, because it alters (redefines) the sectionning commands. Of course, the hints option detects this problem.

2.39 Use with the quotchap package

If the quotchap package [190] (by Karsten TINNEFELD) is used, it must be loaded *before* the minitoc package, because it alters (redefines) the sectionning commands. Of course, the hints option detects this problem.

2.40 Use with the romannum package

If the romannum package [210] (by Peter R. WILSON) is used, it must be loaded *before* the minitoc package, because it alters (redefines) the numbering of the sectionning commands. Of course, the hints option detects this problem.

2.41 Use with the sfheaders package

If the sfheaders package [145] (by Maurizio LORETI) is used, it must be loaded *before* the minitoc package, because it alters (redefines) the sectionning commands. Of course, the hints option detects this problem.

2.42 Use with the `alnumsec` package

If the `alnumsec` package [125] (by Frank KÜSTER) is used, it must be loaded *before* the `minitoc` package, because it alters (redefines) the numbering of the sectioning commands. Of course, the `hints` option detects this problem.

2.43 Use with the `captcont` package

If the `captcont` package [84] (by Steven Douglas COCHRAN) is used, it must be loaded *before* the `minitoc` package, because it alters (redefines) the caption commands. Of course, the `hints` option detects this problem.

2.44 Vertical space (gap) before and after `parttocs`, `partlofs`, and `partlots` titles



These vertical gaps were hard-coded like for the chapter heads in the `book` and `report` document classes. The values were 50pt and 40pt, but some users want to adjust them for the titles of the part-level mini-tables. Since version #45, these gaps are defined by `\mtcgapbeforeheads` and `\mtcgapafterheads`, with these default values. These commands apply globally to `parttocs`, `partlofs` and `partlots`. These are *commands*, *not* dimensions, so they must be modified via `\renewcommand` (*not* via `\setlength`). An example of use is given in the `gaps.tex` document file:

```
174 (*gaps)
175 \documentclass[a4paper,oneside,12pt]{book}
176 \usepackage{vruler} % to have a vertical graduation
177 \usepackage{txfonts}
178 \usepackage[english2,tight,listfiles]{minitoc}
179 \begin{document}
180 \setvruler[1cm][0][10][3][0][0pt][0pt][0pt][] % with vruler package
181 \doparttoc
182 \faketableofcontents
183 \part{First part}
```

A normal `parttoc`, with the normal gaps before and after it. Note its position relative to the vertical ruler.

```
184 \parttoc
185 \chapter{First chapter of first part}
186 \chapter{Second chapter of first part}
187 \part{Second part}
```


We set large gaps. Note the new position of the parttoc relative to the vertical ruler.

```
188 \renewcommand{\mtcgapbeforeheads}{100pt}
189 \renewcommand{\mtcgapafterheads}{80pt}
190 \parttoc
191 \chapter{First chapter of second part}
192 \chapter{Second chapter of second part}
193 \part{Third part}
```

We set small gaps. Note the new position of the parttoc relative to the vertical ruler.

```
194 \renewcommand{\mtcgapbeforeheads}{20pt}
195 \renewcommand{\mtcgapafterheads}{10pt}
196 \parttoc
197 \chapter{First chapter of third part}
198 \chapter{Second chapter of third part}
199 \end{document}
200 </gaps>
```

Chapter 3

Memento

Tables	
3.1 Package options	74
3.2 General commands	75
3.3 Commands: part level	76
3.4 Commands: chapter level	77
3.5 Commands: section level	78
3.6 Commands for horizontal rules	79
3.7 Commands for page numbers	79
3.8 Specific commands for parttocs and other mini-tables features	80
3.9 Preparation and insertion commands	80
3.10 Adjustment commands	81
3.11 Obsolete commands	81

Table 3.1: Package options

Options	Default	Meaning
shorttext	*NO*	Short extensions for auxiliary files.
loose, tight	loose	Spacing of lines in mini-tables.
k-loose, k-tight	k-loose	Spacing of lines in mini-tables (KOMA-Script classes).
dotted, undotted	dotted	Presence of leaders (dotted lines).
insection	*NO*	Keeps floats (figures and tables) from drifting outside of their section. Useful if you use sectlofs/sectlots.
notoccite	*NO*	Useful if you have \cite commands in sectionning titles and use an unsorted bibliographic style.
listfiles, nolistfiles	nolistfiles	Lists the minitoc auxiliary files into <i>document.maf</i> .
hints, nohints	hints	Adds hints in the .log file. Useful to detect some problems.

Language options are listed in table 1.7 on page 35. Default: english.

Table 3.2: General commands

Command	Meaning
<code>\faketableofcontents</code>	Replaces <code>\tableofcontents</code> if you want mini-tables of contents but no main table of contents.
<code>\fakelistoffigures</code>	Replaces <code>\listoffigures</code> if you want mini-lists of figures but no main list of figures.
<code>\fakelistoftables</code>	Replaces <code>\listoftables</code> if you want mini-lists of tables but no main list of tables.
<code>\mtcselectlanguage{language}</code>	Loads <code>language.mld</code> to select a language for mini-tables titles.
<code>\mtcsetdepth{mini-table}{depth}</code>	Changes the depth for some mini-tables.
<code>\mtcsetfeature{mini-table}{before after pagestyle}{commands}</code>	Modifies the features for a mini-table.
<code>\mtcsetfont{mini-table}{sectioning-level}{font commands}</code>	Redefines a minitoc font command.
<code>\mtcsetformat{mini-table}{dotinterval pagenumwidth tocrightmargin}{value}</code>	Changes the layout of some mini-tables.
<code>\mtcsetpagenumbers{mini-table *}{on off}</code>	Activates/inhibits page numbers in some or all mini-tables.
<code>\mtcsetrules{mini-table *}{on off}</code>	Activates/inhibits horizontal rules in some or all mini-tables.
<code>\mtcsettitle{mini-table}{title string}</code>	Changes the title for some mini-tables.
<code>\mtcsettitlefont{mini-table}{font commands}</code>	Changes the font of the title for some mini-tables.
<code>\mtcskip</code>	To add a vertical skip between the mini-tables.
<code>\mtcskipamount</code>	Length of <code>\mtcskip</code> . Default: <code>\bigskipamount</code> .
<code>\tightmtcfalse</code>	Loose mini-tables. Default.
<code>\tightmtctrue</code>	Tight mini-tables.
<code>\ktightmtcfalse</code>	Loose mini-tables. Default. (KOMA-Script classes).
<code>\ktightmtctrue</code>	Tight mini-tables. (KOMA-Script classes).
<code>\undottedmtcfalse</code>	Dotted lines in mini-tables (from entry to page number). Default.
<code>\undottedmtctrue</code>	No dotted lines in mini-tables (from entry to page number).

Table 3.3: Commands: part level

Command	Meaning
<code>\doparttoc[x]</code>	Before <code>\[fake]tableofcontents</code> if you use <code>\parttoc*</code> .
<code>\dopartlof[x]</code>	Before <code>\[fake]listoffigures</code> if you use <code>\partlof*</code> .
<code>\dopartlot[x]</code>	Before <code>\[fake]listoftables</code> if you use <code>\partlot*</code> .
<code>\parttoc[x]</code>	After each <code>\part</code> command for which a parttoc is needed*.
<code>\partlof[x]</code>	After each <code>\part</code> command for which a partlof is needed*.
<code>\partlot[x]</code>	After each <code>\part</code> command for which a partlot is needed*.
<code>\setcounter{parttocdepth}{depth}</code>	Depth of the following parttocs. Analog to <code>tocdepth</code> . Default: 2. Has no action on partlofs and partlots.
<i>or:</i>	
<code>\mtcsetdepth{parttoc partlof partlot}{depth}</code>	Idem, but can also act on partlofs and partlots.
<code>\ptcindent</code>	Left/right indentation of a partial table. Default: 24pt.
<code>\ptcfont</code>	Font command for parttoc. Default: <code>\small\rmfamily\upshape\mdseries</code> (article) or: <code>\normalsize\rmfamily\upshape\mdseries</code> (book, report).
<code>\ptcCfont</code>	Font command for parttoc, chapter entries. Default: <code>\normalsize\rmfamily\upshape\bfseries</code> .
<code>\ptcSfont</code>	Font command for parttoc, section entries. Default: <code>\small\rmfamily\upshape\bfseries</code> (article) or: <code>\small\rmfamily\upshape\bfseries</code> (book, report).
<code>\ptcSSfont</code>	Font command for parttoc, subsection entries**.
<code>\ptcSSSfont</code>	Font command for parttoc, subsubsection entries**.
<code>\ptcPfont</code>	Font command for parttoc, paragraph entries**.
<code>\ptcSPfont</code>	Font command for parttoc, subparagraph entries**.
<code>\plffont</code>	Font for partlof. Default: <code>\small\rmfamily\upshape\mdseries</code> .
<code>\plfSfont</code>	Font for partlof (subfigures). Default: <code>\small\rmfamily\upshape\mdseries</code> .
<code>\pltfont</code>	Font for partlot. Default: <code>\small\rmfamily\upshape\mdseries</code> .
<code>\pltSfont</code>	Font for partlot (subtables). Default: <code>\small\rmfamily\upshape\mdseries</code> .
<code>\ptctitle</code>	Title of parttocs. Default: Table of Contents.
<code>\plftitle</code>	Title of partlofs. Default: List of Figures.
<code>\plttitle</code>	Title of partlots. Default: List of Tables.
<code>\ptifont</code>	Font for partXXX titles. Default: <code>\Large\rmfamily\upshape\bfseries</code> (article) or: <code>\LARGE\rmfamily\upshape\bfseries</code> (book, report).
<code>\mtcgapbeforeheads</code>	Vertical gap before part-level mini-tables titles. Default: 50pt
<code>\mtcgapafterheads</code>	Vertical gap after part-level mini-tables titles. Default: 40pt

*: `[x]` is an optional argument to set the position of the title; the setting is local for the `\partXXX` commands, global for the `\dopartXXX` commands. The values of `x` are: 1 for left (default), c for centered, r for right, n or e for no title.

** : defaults like `\ptcfont`.

Table 3.4: Commands: chapter level

Command	Meaning
<code>\dominitoc[x]</code>	Before <code>\[fake]tableofcontents</code> if you use <code>\minitoc*</code> .
<code>\dominilof[x]</code>	Before <code>\[fake]listoffigures</code> if you use <code>\minilof*</code> .
<code>\dominilot[x]</code>	Before <code>\[fake]listoftables</code> if you use <code>\minilot*</code> .
<code>\minitoc[x]</code>	After each <code>\chapter</code> command for which a minitoc is needed*.
<code>\minilof[x]</code>	After each <code>\chapter</code> command for which a minilof is needed*.
<code>\minilot[x]</code>	After each <code>\chapter</code> command for which a minilot is needed*.
<code>\setcounter{minitocdepth}{depth}</code>	Depth of the following minitocs. Analog to <code>tocdepth</code> . Default: 2. Has no action on minilofs and minilots.
<i>or:</i>	
<code>\mtcsetdepth{minitoc minilof minilot}{depth}</code>	Idem, but can also act on minilofs and minilots.
<code>\mtcindent</code>	Left/right indentation of a mini-table. Default: 24pt.
<code>\mtcfont</code>	Font command for minitoc. Default: <code>\small\rmfamily\upshape\mdseries</code> .
<code>\mtcSfont</code>	Font command for minitoc, section entries. Default: <code>\small\rmfamily\upshape\bfseries</code> .
<code>\mtcSSfont</code>	Font command for minitoc, subsection entries**.
<code>\mtcSSSfont</code>	Font command for minitoc, subsubsection entries**.
<code>\mtcPfont</code>	Font command for minitoc, paragraph entries**.
<code>\mtcSPfont</code>	Font command for minitoc, subparagraph entries**.
<code>\mlffont</code>	Font for minilof. Default: <code>\small\rmfamily\upshape\mdseries</code> .
<code>\mlfSfont</code>	Font for minilof (subfigures). Default: <code>\small\rmfamily\upshape\mdseries</code> .
<code>\mltfont</code>	Font for minilot. Default: <code>\small\rmfamily\upshape\mdseries</code> .
<code>\mltSfont</code>	Font for minilot (subtables). Default: <code>\small\rmfamily\upshape\mdseries</code> .
<code>\mtctitle</code>	Title of minitocs. Default: Contents.
<code>\mlftitle</code>	Title of minilofs. Default: Figures.
<code>\mlttitle</code>	Title of minilots. Default: Tables.
<code>\mtifont</code>	Font for miniXXX titles. Default: <code>\large\rmfamily\upshape\bfseries</code> .

*: [x] is an optional argument to set the position of the title; the setting is local for the `\miniXXX` commands, global for the `\dominiXXX` commands. The values of *x* are: l for left (default), c for centered, r for right, n or e for no title.

** : defaults like `\mtcfont`.

Table 3.5: Commands: section level

Command	Meaning
<code>\dosecttoc[x]</code>	Before <code>\[fake]tableofcontents</code> if you use <code>\secttoc*</code> .
<code>\dosectlof[x]</code>	Before <code>\[fake]listoffigures</code> if you use <code>\sectlof*</code> .
<code>\dosectlot[x]</code>	Before <code>\[fake]listoftables</code> if you use <code>\sectlot*</code> .
<code>\secttoc[x]</code>	After each <code>\section</code> command for which a <code>secttoc</code> is needed*.
<code>\sectlof[x]</code>	After each <code>\section</code> command for which a <code>sectlof</code> is needed*.
<code>\sectlot[x]</code>	After each <code>\section</code> command for which a <code>sectlot</code> is needed*.
<code>\setcounter{secttocdepth}{depth}</code>	Depth of the following <code>secttocs</code> . Analog to <code>tocdepth</code> . Default: 2. Has no action on <code>sectlofs</code> and <code>sectlots</code> .
<i>or:</i>	
<code>\mtcsetdepth{secttoc sectlof sectlot}{depth}</code>	Idem, but can also act on <code>sectlofs</code> and <code>sectlots</code> .
<code>\stcindent</code>	Left/right indentation of a mini-table. Default: 24pt.
<code>\stcfont</code>	Font command for <code>secttoc</code> . Default: <code>\small\rmfamily\upshape\mdseries</code> .
<code>\stcSSfont</code>	Font command for <code>secttoc</code> , subsection entries**.
<code>\stcSSSfont</code>	Font command for <code>secttoc</code> , subsubsection entries**.
<code>\stcPfont</code>	Font command for <code>secttoc</code> , paragraph entries**.
<code>\mtcSPfont</code>	Font command for <code>secttoc</code> , subparagraph entries**.
<code>\slffont</code>	Font for <code>sectlof</code> . Default: <code>\small\rmfamily\upshape\mdseries</code> .
<code>\slfSfont</code>	Font for <code>sectlof</code> (subfigures). Default: <code>\small\rmfamily\upshape\mdseries</code> .
<code>\sltfont</code>	Font for <code>sectlot</code> . Default: <code>\small\rmfamily\upshape\mdseries</code> .
<code>\sltSfont</code>	Font for <code>sectlot</code> (subtables). Default: <code>\small\rmfamily\upshape\mdseries</code> .
<code>\stctitle</code>	Title of <code>secttocs</code> . Default: Contents.
<code>\slftitle</code>	Title of <code>sectlofs</code> . Default: Figures.
<code>\slttitle</code>	Title of <code>sectlots</code> . Default: Tables.
<code>\stifont</code>	Font for <code>sectXXX</code> titles. Default: <code>\large\rmfamily\upshape\bfseries</code> .

*: `[x]` is an optional argument to set the position of the title; the setting is local for the `\sectXXX` commands, global for the `\dosectXXX` commands. The values of `x` are: l for left (default), c for centered, r for right, n or e for no title.

** : defaults like `\stcfont`.

Table 3.6: Commands for horizontal rules

Command	Meaning
<code>\[no]ptcrule</code>	Activates or inhibits rules in parttocs.
<code>\[no]mtcrule</code>	Activates or inhibits rules in minitocs.
<code>\[no]stcrule</code>	Activates or inhibits rules in secttocs.
<code>\[no]plfrule</code>	Activates or inhibits rules in partlofs.
<code>\[no]mlfrule</code>	Activates or inhibits rules in minilofs.
<code>\[no]slfrule</code>	Activates or inhibits rules in sectlofs.
<code>\[no]pltrule</code>	Activates or inhibits rules in partlots.
<code>\[no]mltrule</code>	Activates or inhibits rules in minilots.
<code>\[no]sltrule</code>	Activates or inhibits rules in sectlots.
<code>\mtcsetrules{mini-table *}{on off}</code>	Activates/inhibits horizontal rules in some or all mini-tables.

By default, parttocs have no rules; minitocs and secttocs have rules. In articles, parttocs have rules.

Table 3.7: Commands for page numbers

Command	Meaning
<code>\[no]ptcpagenumbers</code>	Activates or inhibits page numbers in parttocs.
<code>\[no]plfpagenumbers</code>	Activates or inhibits page numbers in partlofs.
<code>\[no]pltpagenumbers</code>	Activates or inhibits page numbers in partlots.
<code>\[no]mtcpagenumbers</code>	Activates or inhibits page numbers in minitocs.
<code>\[no]mlfpagenumbers</code>	Activates or inhibits page numbers in minilofs.
<code>\[no]mltpagenumbers</code>	Activates or inhibits page numbers in minilots.
<code>\[no]stcpagenumbers</code>	Activates or inhibits page numbers in secttocs.
<code>\[no]slfpagenumbers</code>	Activates or inhibits page numbers in sectlofs.
<code>\[no]sltpagenumbers</code>	Activates or inhibits page numbers in sectlots.
<code>\mtcsetpagenumbers{mini-table *}{on off}</code>	Activates/inhibits page numbers in some or all mini-tables.

By default, the page numbers are present.

Table 3.8: Specific commands for parttocs and other mini-tables features

Command	Default	Meaning
<code>\beforeparttoc</code>	<code>\cleardoublepage</code>	Action before a parttoc.
<code>\beforepartlof</code>	<code>\cleardoublepage</code>	Action before a partlof.
<code>\beforepartlot</code>	<code>\cleardoublepage</code>	Action before a partlot.
<code>\afterparttoc</code>	<code>\cleardoublepage</code>	Action after a parttoc.
<code>\afterpartlof</code>	<code>\cleardoublepage</code>	Action after a partlof.
<code>\afterpartlot</code>	<code>\cleardoublepage</code>	Action after a partlot.
<code>\thispageparttocstyle</code>	<code>\thispagestyle{empty}</code>	Page style for a parttoc.
<code>\thispagepartlofstyle</code>	<code>\thispagestyle{empty}</code>	Page style for a partlof.
<code>\thispagepartlotstyle</code>	<code>\thispagestyle{empty}</code>	Page style for a partlot.
<code>\beforeminitoc</code>	<code>\empty</code>	Action before a minitoc.
<code>\beforeminilof</code>	<code>\empty</code>	Action before a minilof.
<code>\beforeminilot</code>	<code>\empty</code>	Action before a minilot.
<code>\afterminitoc</code>	<code>\empty</code>	Action after a minitoc.
<code>\afterminilof</code>	<code>\empty</code>	Action after a minilof.
<code>\afterminilot</code>	<code>\empty</code>	Action after a minilot.
<code>\thispageminitocstyle</code>	<code>\empty</code>	Page style for a minitoc.
<code>\thispageminilofstyle</code>	<code>\empty</code>	Page style for a minilof.
<code>\thispageminilotstyle</code>	<code>\empty</code>	Page style for a minilot.
<code>\beforesecttoc</code>	<code>\empty</code>	Action before a secttoc.
<code>\beforesectlof</code>	<code>\empty</code>	Action before a sectlof.
<code>\beforesectlot</code>	<code>\empty</code>	Action before a sectlot.
<code>\aftersecttoc</code>	<code>\empty</code>	Action after a secttoc.
<code>\aftersectlof</code>	<code>\empty</code>	Action after a sectlof.
<code>\aftersectlot</code>	<code>\empty</code>	Action after a sectlot.
<code>\thispagesecttocstyle</code>	<code>\empty</code>	Page style for a secttoc.
<code>\thispagesectlofstyle</code>	<code>\empty</code>	Page style for a sectlof.
<code>\thispagesectlotstyle</code>	<code>\empty</code>	Page style for a sectlot.
<code>\mtcsetfeature{mini-table}{before after pagestyle}{commands}</code> Modifies the features for a mini-table.		

Table 3.9: Preparation and insertion commands

Type	Phase	Level		
		part	chapter	section
table of contents	preparation	<code>\doparttoc[p]</code>	<code>\dominitoc[p]</code>	<code>\dosecttoc[p]</code>
	insertion	<code>\parttoc[p]</code>	<code>\minitoc[p]</code>	<code>\secttoc[p]</code>
list of figures	preparation	<code>\dopartlof[p]</code>	<code>\dominilof[p]</code>	<code>\dosectlof[p]</code>
	insertion	<code>\partlof[p]</code>	<code>\minilof[p]</code>	<code>\sectlof[p]</code>
list of tables	preparation	<code>\dopartlot[p]</code>	<code>\dominilot[p]</code>	<code>\dosectlot[p]</code>
	insertion	<code>\partlot[p]</code>	<code>\minilot[p]</code>	<code>\sectlot[p]</code>
all	preparation	<code>\mtcprepare[p]</code>		

Each of these commands accepts one optional argument p , which specifies the position of the title of the mini-table. This argument p has a global effect for the preparation commands, but local for the insertion commands. It is a letter: [l] for left aligned (default), [c] for centered, [r] for right aligned, [e] or [n] for empty (no title).

Table 3.10: Adjustment commands

Command	Meaning
<code>\adjustptc[n]</code>	Adjusts (increments) the parttoc counter <code>ptc</code> by n .
<code>\adjustmtc[n]</code>	Adjusts (increments) the minitoc counter <code>mtc</code> by n .
<code>\adjuststc[n]</code>	Adjusts (increments) the secttoc counter <code>stc</code> by n .
<code>\decrementptc</code>	Adjusts (decrements by 1) the parttoc counter <code>ptc</code> .
<code>\decrementmtc</code>	Adjusts (decrements by 1) the minitoc counter <code>mtc</code> .
<code>\decrementstc</code>	Adjusts (decrements by 1) the secttoc counter <code>stc</code> .
<code>\incrementptc</code>	Adjusts (increments by 1) the parttoc counter <code>ptc</code> .
<code>\incrementmtc</code>	Adjusts (increments by 1) the minitoc counter <code>mtc</code> .
<code>\incrementstc</code>	Adjusts (increments by 1) the secttoc counter <code>stc</code> .
<code>\mtcaddpart[title]</code>	Adds the title of a <code>\part*</code> in the ToC.
<code>\mtcaddchapter[title]</code>	Adds the title of a <code>\chapter*</code> in the ToC.
<code>\mtcaddsection[title]</code>	Adds the title of a <code>\section*</code> in the ToC.
<code>\mtcfixglossary[chapter section part]</code>	Adjusts the entry for glossary in the ToC.
<code>\mtcfixindex[chapter section part]</code>	Adjusts the entry for index in the ToC.
<code>\begin{mtchideinmaintoc}[depth] ... \end{mtchideinmaintoc}</code>	Environment to hide entries in the main table of contents.
<code>\begin{mtchideinmainlof}[depth] ... \end{mtchideinmainlof}</code>	Environment to hide entries in the main list of figures.
<code>\mtchideinmainlof[depth] ... \endmtchideinmainlof</code>	Pair of commands to hide entries in the main list of figures.
<code>\begin{mtchideinmainlot}[depth] ... \end{mtchideinmainlot}</code>	Environment to hide entries in the main list of tables.
<code>\mtchideinmainlot[depth] ... \endmtchideinmainlot</code>	Pair of commands to hide entries in the main list of tables.

Table 3.11: Obsolete commands

Command	Meaning
<code>\firstpartis{N}</code>	N is the number of the first part.
<code>\firstchapteris{N}</code>	N is the number of the first chapter.
<code>\firstsectionis{N}</code>	N is the number of the first section.

Chapter 4

Examples of documents

Contents

4.1	The minitoc-ex.tex document file	83
4.2	The mini-art.tex document file	89
4.3	The add.tex document file	95
4.4	The addsec.tex document file	100
4.5	The second.tex document file	105
4.6	The app-mem.tex document file	106
4.7	The mem.tex document file	107
4.8	The mem1.tex document file	108
4.9	The fo1.tex document file	109
4.10	The fo2.tex document file	110
4.11	The scr.tex document file	111
4.12	The subf.tex document file	113
4.13	The tsfc.tex document file	115
4.14	The tbi.tex document file	117
4.15	The 2c.tex document file	118
4.16	The bo.tex document file	119
4.17	The hop.tex document file	123
4.18	The cri.tex document file	125
4.19	The livre.tex document file	125
4.20	The ch0.tex document file	129
4.21	The tlc.tex document file	131
4.22	The mu.tex document file	131
4.23	The hir.tex document file	133
4.24	The hia.tex document file	134

This chapter shows the code of some examples of documents. The code of specific example files has been shown earlier: `hide1.tex` on page 64, `hide2.tex` on page 65, and `gaps.tex` on page 72.

4.1 The minitoc-ex.tex document file

This is a basic document using the minitoc package. It contains chapters, so it must use a book-like or report-like document class. You should work on a *copy* of this file and can alter its preamble and its contents to make experiments with parameters. A typical preamble follows:

```

201 <*minitoc - ex>
202 %%%%%%%%%%%%%%% A example file (differs from previous versions)
203 %% minitoc-ex.tex
204 %% This file contains a set of tests for the minitoc.sty version #46
205 %% package file. You can alter most of parameters to test.
206 %% book/report (\chapter must be defined).
207 %% You can use a copy of this file to play with minitoc
208 %% commands and parameters.
209 \documentclass[12pt,a4paper]{report} % the report class uses less pages
210 %%\documentclass[12pt,a4paper]{book}
211 \usepackage{lipsum} % provides filling text
212 %%\usepackage{hyperref} % if used, load it BEFORE minitoc
213 %%\usepackage{mtcoff}
214 \usepackage[tight,listfiles]{minitoc} % tight option make shorter mini-tables
215 \setcounter{secnumdepth}{5} % depth of numbering of sectionning commands
216 \setcounter{tocdepth}{3} % depth of table of contents
217 \setlength{\mtcindent}{24pt} % indentation of minitocs, default
218 \renewcommand{\mtcfont}{\small\rm} % font for minitocs, default
219 \renewcommand{\mtcSfont}{\small\bf} % font for minitocs, sections, default
220 %%\renewcommand{\mtcSSfont}{\small\sf} % font for minitocs, subsections
221 %% you can make experiments with \mtcSSfont, \mtcPfont and \mtcSPfont
222 %% but it is "fontomania"...
223 \raggedbottom % or \flushbottom, at your choice

```

If you want to use chapters numbered in each part (the chapter number restarts to 1 at the beginning of each part), uncomment the 3 lines of code below. This demonstrates that the numbering of the minitoc files is independent of the numbering of the chapters (it is absolute).

```

224 %% TEST: uncomment the 3 next lines to test
225 %% resetting chapter number in each part
226 %%\makeatletter
227 %%\@addtoreset{chapter}{part}
228 %%\makeatother
229 %% END TEST

```

We begin the body of the document. You can still alter some parameters (presence or absence of rules and page numbers in the mini-tables):

```

230 \begin{document}
231 \mtcpagenumbers
232 \noptcrule
233 %% \nomtcrule % suppresses minitoc rules
234 %% \nomtcpagenumbers % suppresses minitoc page numbers

```

```

235 %% \nomlfpagenumbers          % ----- minilof ----
236 %% \nomltpagenumbers         % ----- minilot ----

```

The preparation commands, with their optional argument if necessary:

```

237 \dominitoc
238 \dominilof[c]                % centers title of minilof's
239 \dominilot
240 \doparttoc                    % test of parttoc/partlof stuff
241 \dopartlof                   % added in version #15
242 \dopartlot                   % added in version #15

```

It is necessary to create the contents files; use the “fake” version do not print.

```

243 \tableofcontents             % or \faketableofcontents
244 \listoffigures               % or \fakelistoffigures
245 \fakelistoftables           % or \listoftables

```

Uncomment the following line if the first chapter must be numbered “0”:

```

246 %%\addtocounter{chapter}{-1} % to begin with Chapter 0

```

There is the text of the document, with its sectionning commands:

```

247 \part{First Part}
248 \parttoc
249 \partlof[r]
250 \partlot[r]

```

A chapter, in two column mode, with a minitoc (title on the right):

```

251 \twocolumn\sloppy           % the minitoc in twocolumn layout is ugly,
252 \chapter{AAAAA}             % a chapter with a lot of sections
253 \minitoc[r]                 % minitoc title on the right
254 \lipsum[1]
255 \section{S1}
256 \lipsum[2]
257 \section{S2}
258 \lipsum[3]
259 \section{S3}
260 \lipsum[4]

```

A starred section; we want an entry in the TOC, so we add it the normal way:

```

261 \section*{S4}
262 \addcontentsline{toc}{section}{\protect\numberline{}{S4}}
263 \lipsum[5]
264 \section{S5}
265 \lipsum[6]
266 \section{S6}

```

```
267 \lipsum[6]
268 \section{S7}
269 \lipsum[7]
270 \section{S8}
271 \lipsum[9]
272 \section{S9}
273 \lipsum[10]
274 \section{S10}
275 \lipsum[11]
276 \section{S11}
277 \lipsum[12]
278 \section{S12}
279 \lipsum[13]
280 \section{S13}
281 \lipsum[14]
282 \section{S14}
283 \lipsum[15]
284 \section{S15}
285 \lipsum[16]
286 \section{S16}
287 \lipsum[17]
288 \section{S17}
289 \lipsum[18]
290 \section{S18}
291 \lipsum[19]
292 \section{S19}
293 \lipsum[20]
294 \section{S20}
295 \lipsum[21]
296 \section{S21}
297 \lipsum[22]
298 \section{S22}
299 \lipsum[23]
300 \section{S23}
301 \lipsum[24]
302 \section{S24}
303 \lipsum[25]
304 \section{S25}
305 \lipsum[26]
306 \section{S26}
307 \lipsum[27]
308 \section{S27}
309 \lipsum[28]
310 \section{S28}
311 \lipsum[29]
312 \section{S29}
313 \lipsum[30]
314 \section{S30}
315 \lipsum[31]
316 \subsection{SS1}
317 \lipsum[32]
318 \section{S31}
319 \lipsum[33]
```

We return to one column mode. A new chapter, with a minitoc, a minilof and a minilot:

```

320 \onecolumn\fussy           % back to one column
321 \chapter{BBBBB}
322 \minitoc
323 \mtcskip                   % put some skip here
324 \minilof                   % a minilof
325 \mtcskip                   % put some skip here
326 \minilot                   % a minilot
327 \lipsum[34]
328 \section{T1}
329 \lipsum[35]
330 \begin{figure}[t]          % tests compatibility with floating bodies
331 \setlength{\unitlength}{1mm}
332 \begin{picture}(100,50)
333 \end{picture}
334 \caption{F1}               % (tables are similar)
335 \end{figure}
336 \begin{table}[b]           % tests compatibility with floating bodies
337 \setlength{\unitlength}{1mm}
338 \begin{picture}(100,50)
339 \end{picture}
340 \caption{T1}               % (tables are similar)
341 \end{table}
342 \clearpage
343 \subsection{tt1}{TT1}      % tests optionnal arg. of a sectionning command
344 \lipsum[36]
345 \subsubsection{TTT1}
346 \lipsum[37]
347 \paragraph{TTTT1}
348 \lipsum[38]
349 \begin{figure}
350 \setlength{\unitlength}{1mm}
351 \begin{picture}(100,50)
352 \end{picture}
353 \caption[f2]{F2}           % tests optionnal arg. of a caption
354 \end{figure}
355 \section{T2}
356 \lipsum[39]

```

A starred chapter with an entry added in the TOC; all subaltern sectionning commands must also be starred.

```

357 \chapter*{CCCCC}          % tests a pseudo-chapter; could have a minitoc.
358 \addstarredchapter{CCCCC}
359 \lipsum[40]
360 \section*{U1}
361 \addcontentsline{toc}{section}{U1}
362 \lipsum[41]
363 \subsection*{UU1}
364 \addcontentsline{toc}{subsection}{UU1}
365 \lipsum[42]
366 \subsubsection*{UUU1}

```

```

367 \addcontentsline{toc}{subsubsection}{UUU1}
368 \lipsum[43]
369 \paragraph*{UUUU1}
370 \addcontentsline{toc}{paragraph}{UUUU1}
371 \lipsum[44]
372 \section*{U2}
373 \addcontentsline{toc}{section}{U2}
374 \lipsum[45]
375 \part{Second Part}
376 \parttoc
377 \partlof[c]

```

This chapter has no minitoc, but if you uncomment `\minitoc`, the minitoc will appear.

```

378 %%                                % the following chapter should have no minitoc,
379 \chapter{DDDDD}                  % but if you uncomment \minitoc,
380 %%\minitoc                        % the minitoc appears
381 \lipsum[46]
382 \section{V1}
383 \lipsum[47]
384 \subsection{VV1}
385 \lipsum[48]
386 \subsubsection{VVV1}
387 \lipsum[48]
388 \paragraph{VVVV1}
389 \lipsum[49]
390 \begin{figure}[t]                % tests compatibility with floating bodies
391 \setlength{\unitlength}{1mm}
392 \begin{picture}(100,50)
393 \end{picture}
394 \caption{F3}                      % (I have not tested tables, but it is similar)
395 \end{figure}
396 \lipsum[50]
397 \section{V2}
398 \lipsum[51]

```

We change the depth of the minitocs, inside a local group (a pair of braces):

```

399 \chapter{EEEE}                  % this chapter should have a minitoc
400 {%                               % left brace, see below
401 \setcounter{minitocdepth}{3}    % depth of mini table of contents;
402                                % try with different values.
403 \minitoc
404 }                               % right brace
405 %% this pair of braces is used to keep local the change
406 %% on minitocdepth.
407 \lipsum[52]
408 \section{W1}                     % with the given depth
409 \lipsum[53]
410 \subsection{WW1}
411 \lipsum[54]
412 \subsubsection{WWW1}
413 \lipsum[55]

```

```

414 \begin{figure}[t]           % tests compatibility with floating bodies
415 \setlength{\unitlength}{1mm}
416 \begin{picture}(100,50)
417 \end{picture}
418 \caption{F4}                % (I have not tested tables here, but it is similar)
419 \end{figure}
420 \lipsum[56]
421 \paragraph{WWWW1}
422 \lipsum[57]
423 \subparagraph{WWWWW1}
424 \lipsum[58]
425 \section{W2}
426 \lipsum[59]

```

Here, we encounter a classical problem: to make a local table of contents for a set of appendices, and to hide these entries in the main table of contents. First, we create a part, with its parttoc:

```

427 \appendix
428 \part{Appendices}
429 \parttoc

```

Then, we begin a `mtchideinmaintoc` environment, with the hiding depth as optional argument:

```

430 \begin{mtchideinmaintoc}[-1]
431 \chapter{Comments}
432 \minitoc
433 \section{C1}
434 \lipsum[60]
435 \section{C2}
436 \lipsum[61]
437 \section{C3}
438 \lipsum[62]
439 \begin{figure}[t]           % tests compatibility with floating bodies
440 \setlength{\unitlength}{1mm}
441 \begin{picture}(100,50)
442 \end{picture}
443 \caption{F5}                % (I have not tested tables, but it is similar)
444 \end{figure}
445 \section{C4}
446 \chapter{Evolution}
447 \minitoc
448 \minilof %Empty => invisible
449 \minilot %Empty => invisible
450 \section{D1}
451 \lipsum[62]
452 \section{D2}
453 \lipsum[63]
454 \section{D3}
455 \lipsum[64]
456 \section{D4}

```


We terminate the part by adding a marker in the TOC file, then we terminate the `mtchideinmaintoc` environment:

```
457%% this line closes the omitted part
458 \addtocontents{toc}{\protect\partbegin}
459%% this line restore the depth in the main TOC
460 \end{mtchideinmaintoc}
461 \lipsum[65]
462 \end{document}
463 </minitoc - ex>
```

4.2 The `mini-art.tex` document file

This is a basic document using the `minitoc` package. It contains sections but no chapters, so it must use an `article`-like document class. You should work on a *copy* of this file and can alter its preamble and its contents to make experiments with parameters. A typical preamble follows:

```
464 (*mini - art)
465 %%%%%%%%%%%%%%% A example file (may differ from previous versions)
466 % mini-art.tex
467 % This file contains a set of tests for the minitoc.sty version #46
468 % style option file. You can alter most of parameters to test.
469 % article (\section must be defined)
470 \documentclass[12pt,a4paper]{article}
471 \usepackage{lipsum} % provides filling text
472 %\usepackage{hyperref} % If used, load it BEFORE minitoc
473 \usepackage[tight,insection,listfiles]{minitoc}
474 \setcounter{secnumdepth}{5} % depth of numbering of sectionning commands
475 \setcounter{tocdepth}{3} % depth of table of contents
476 \setlength{\stcindent}{24pt} % indentation of secttocs, default
477 \renewcommand{\stcfont}{\small\rmfamily\upshape\mdseries} % font for secttocs, default
478 %\renewcommand{\stcSSfont}{\small\sfont} % font for secttocs, subsections
479 % you can make experiments with \stcSSfont, \stcPfont and \stcSPfont
480 % but it is "fontomania"...
481 \raggedbottom % or \flushbottom, at your choice
```

If you want to use sections numbered in each part (the section number restarts to 1 at the beginning of each part), uncomment the 3 lines of code below. This demonstrates that the numbering of the `secttoc` files is independent of the numbering of the sections (it is absolute).

```
482 %%% TEST: uncomment the 3 next lines to test
483 %%% resetting section number in each part
484 %\makeatletter
485 %\@addtoreset{section}{part}
486 %\makeatother
487 %%% END TEST
```

We begin the body of the document. You can still alter some parameters (presence or absence of rules and page numbers in the mini-tables):

```
488 \begin{document}
```

The preparation commands, with their optional argument if necessary:

```
489 \dosecttoc
490 \dosectlof[c]           % center title of sectlof's
491 \dosectlot
492 \doparttoc             % test of parttoc/partlof stuff
493 \dopartlof             % added in version #15
494 \dopartlot             % added in version #15
```

It is necessary to create the contents files; use the “fake” version do not print.

```
495 \faketableofcontents    % or \faketableofcontents
496 \fakelistoffigures     % to check compatibility
497 \fakelistoftables      % to check compatibility
```

There is the text of the document, with its sectionning commands; we define a part, with a parttoc, a partlof (with the title on the right) and a partlot:

```
498 \part{First Part}
499 \parttoc
500 \partlof[r]
501 \partlot
```

A section, in two columns mode, with a secttoc (title on the right), and a sectlof; this section contains subsections to make a non-empty secttoc but no figures (to detect an empty sectlof).

```
502 \twocolumn\sloppy      % the secttoc in twocolumn layout is ugly,
503                          % but works. Ideas to make it better?
504 \section{AAAAA}         % a section with a lot of sections
505 \secttoc[r]             % secttoc title on the right
506 \mtcskip \sectlof %ADDED
507 \lipsum[1]
508 \subsection{S1}
509 \lipsum[2]
510 \subsection{S2}
511 \lipsum[3]
512 \subsection{S3}
513 \lipsum[4]
514 \subsection*{S4}
515 %%\addcontentsline{toc}{starsubsection}{*S4*}
516 \lipsum[5]
517 \subsection{S5}
518 \lipsum[6]
519 \subsection{S6}
```

```
520 \lipsum[7]
521 \subsection{S7}
522 \lipsum[8]
523 \subsection{S8}
524 \lipsum[9]
525 \subsection{S9}
526 \lipsum[10]
527 \subsection{S10}
528 \lipsum[11]
529 \subsection{S11}
530 \lipsum[12]
531 \subsection{S12}
532 \lipsum[13]
533 \subsection{S13}
534 \lipsum[14]
535 \subsection{S14}
536 \lipsum[15]
537 \subsection{S15}
538 \lipsum[16]
539 \subsection{S16}
540 \lipsum[17]
541 \subsection{S17}
542 \lipsum[18]
543 \subsection{S18}
544 \lipsum[19]
545 \subsection{S19}
546 \lipsum[20]
547 \subsection{S20}
548 \lipsum[21]
549 \subsection{S21}
550 \lipsum[22]
551 \subsection{S22}
552 \lipsum[23]
553 \subsection{S23}
554 \lipsum[24]
555 \subsection{S24}
556 \lipsum[25]
557 \subsection{S25}
558 \lipsum[26]
559 \subsection{S26}
560 \lipsum[27]
561 \subsection{S27}
562 \lipsum[28]
563 \subsection{S28}
564 \lipsum[29]
565 \subsection{S29}
566 \lipsum[30]
567 \subsection{S30}
568 \lipsum[31]
```

We return to the one column mode. Then a section with a secttoc and a sectlof (there are subsections and figures). The `insection` package option should ensure that floating objects (like figures) do not drift outside their section.

```

569 \onecolumn\fussy                                % back to one column
570 \section{BBBBB}
571 \secttoc
572 \mtcskip                                          % put some skip here
573 \sectlof                                          % a sectlof
574 \lipsum[32]
575 \subsection{T1}
576 \lipsum[33]
577 \begin{figure}[t]                                % tests compatibility with floating bodies
578 \setlength{\unitlength}{1mm}
579 \begin{picture}(100,50)
580 \end{picture}
581 \caption{F1}                                      % (I have not tested tables, but it is similar)
582 \end{figure}
583 \FloatBarrier
584 \subsubsection[tt1]{TT1}                          % tests optionnal arg. of a sectionning command
585 \lipsum[34]
586 \paragraph{TTT1}
587 \lipsum[35]
588 \subparagraph{TTTT1}
589 \lipsum[36]
590 \begin{figure}[t]
591 \setlength{\unitlength}{1mm}
592 \begin{picture}(100,50)
593 \end{picture}
594 \caption[f2]{F2}                                  % tests optionnal arg. of a caption
595 \end{figure}
596 \FloatBarrier
597 \subsection{T2}
598 \lipsum[37]
599 \section*{CCCCC}                                  % tests a pseudo-section. should have no secttoc
600 %%\addstarredsection{CCCCC}
601 \mtcaddsection[CCCCC]
602 \secttoc \mtcskip \sectlof %ADDED
603 \lipsum[38]
604 \subsection{U1}
605 \lipsum[39]
606 \subsubsection{UU1}
607 \lipsum[40]
608 \paragraph{UUU1}
609 \lipsum[41]
610 \subparagraph{UUUU1}
611 \lipsum[42]
612 \subsection{U2}
613 \lipsum[43]
614 \part{Second Part}
615 \parttoc
616 \partlof[c]
617 \partlot
618 %%                                                % the following section should have no secttoc,

```

```

619 \section{DDDDD}           % but if you uncomment \secttoc,
620 %%\secttoc
621 \mtcskip \sectlof %ADDED
622 %                          % the secttoc appears
623 \lipsum[44]
624 \subsection{V1}
625 \lipsum[45]
626 \subsubsection{VV1}
627 \lipsum[46]
628 \paragraph{VVV1}
629 \lipsum[47]
630 \subparagraph{VVVV1}
631 \lipsum[48]
632 \begin{figure}[t]          % tests compatibility with floating bodies
633 \setlength{\unitlength}{1mm}
634 \begin{picture}(100,50)
635 \end{picture}
636 \caption{F3}              % (I have not tested tables, but it is similar)
637 \end{figure}
638 \FloatBarrier
639 \lipsum[49]
640 \subsection{V2}
641 \lipsum[50]

```

We change the depth of the secttocs, inside a local group (a pair of braces):

```

642 \section{EEEEEE}          % this section should have a secttoc
643 {%                          % left brace, see below
644 \setcounter{secttocdepth}{3} % depth of sect table of contents;
645                               % try with different values.
646 \secttoc
647 \mtcskip \sectlof %ADDED
648 }                          % right brace
649 %% this pair of braces is used to keep local the change
650 %% on secttocdepth.
651 \lipsum[51]
652 \subsection{W1}            % with the given depth
653 \lipsum[52]
654 \subsubsection{WW1}
655 \lipsum[53]
656 \paragraph{WWW1}
657 \lipsum[54]
658 \begin{figure}[t]          % tests compatibility with floating bodies
659 \setlength{\unitlength}{1mm}
660 \begin{picture}(100,50)
661 \end{picture}
662 \caption{F4}              % (I have not tested tables, but it is similar)
663 \end{figure}
664 \FloatBarrier
665 bla bla bla bla bla bla bla bla bla bla
666 \subparagraph{WWWW1}
667 \lipsum[55]
668 \subsection{W2}

```

```

669 \lipsum[56]
670 \chapter*{}
671 \part{Appendices}
672 \parttoc
673 \mtcskip
674 \partlof
675 \mtcskip
676 \partlot
677 \FloatBarrier
678 \appendix
679 \section{Comments}
680 \lipsum[57]
681 \secttoc
682 \mtcskip \sectlof %ADDED
683 \subsection{C1}
684 \lipsum[58]
685 \subsection{C2}
686 \lipsum[59]
687 \subsection{C3}
688 \lipsum[60]
689 \begin{figure}[hb] % tests compatibility with floating bodies
690 \setlength{\unitlength}{1mm}
691 \begin{picture}(100,50)
692 \end{picture}
693 \caption{F5} % (I have not tested tables, but it is similar)
694 \end{figure}
695 \FloatBarrier
696 \subsection{C4}
697 \lipsum[61]
698 \FloatBarrier
699 \section{Evolution}
700 \secttoc
701 \sectlof % empty
702 \sectlot % empty
703 \lipsum[62]
704 \subsection{D1}
705 \lipsum[63]
706 \subsection{D2}
707 \lipsum[64]
708 \subsection{D3}
709 \lipsum[65]
710 \subsection{D4}
711 \lipsum[66]
712 \end{document}
713 </mini-art>

```

4.3 The add.tex document file

This document shows how to add special entries in the table of contents, and the interaction with the tocbibind package [205].

```

714 < *add>
715 \documentclass[12pt,a4paper]{report}
716 %%\documentclass[12pt,a4paper]{book}
717 \usepackage{url}
718 \usepackage{tocbibind}
719 \usepackage{makeidx}
720 \makeatletter
721 \newif\ifscan@allowed
722 \scan@allowedtrue
723 \makeatother
724 \def\dotfil{\leaders\hbox to.6em{\hss .\hss}\hfil}%
725 \def\pfill{\unskip~\dotfill\penalty500\strut\nobreak
726           \dotfil~\ignorespaces}%

```

Load the minitoc package, or mtcoff.

```

727 \usepackage[tight,hints,listfiles]{minitoc}
728 %%\usepackage{mtcoff}

729 \makeindex
730 \begin{document}

```

We call the mini-table preparation commands:

```

731 \dominitoc
732 \dominilof
733 \dominilot

```

We are using the tocbibind package to add special entries in the table of contents, so we must take the precautions specified in section 1.5.5 on page 46:

```

734 \tableofcontents
735 \mtcaddchapter
736 \listoffigures
737 \mtcaddchapter
738 \listoftables
739 \mtcaddchapter

```

For a chapter, we want a minitoc, a minilof and a minitoc:

```

740 \chapter{First chapter}\index{chapter!normal}
741 \minitoc
742 \mtcskip
743 \minilof

```

```
744 \mtcskip
745 \minilot
```

Then the text of the chapter, with sections, figures and tables:

```
746 \section{First section}
747
748 \begin{figure}[tp]
749 \caption{First figure}
750 \end{figure}
751 \begin{table}[tp]
752 \caption{First table}
753 \end{table}
754
755 \section{Second section}
756 A small nice citation:\
757 \index{small}\index{citation}\index{nice}\index{A}\index{a}%
758 \index{and}\index{bird}\index{But}\index{cannot}%
759 \index{claim}\index{great}\index{he}\index{I}%
760 \index{imagine}\index{it}\index{know}\index{land}%
761 \index{on}\index{once}\index{that}\index{to}\index{tree}%
762 \index{would}\index{yes}%
763 \textsf{A bird cannot land once on a great tree and claim to know it.}
764 But I imagine that he would, yes.}\
765 \hbox{}\hfill
766 Iain~M.~\textsc{Banks}~(1993),~\textsl{Against~a~dark~background.}%
767 \index{Iain}\index{Banks}\index{Against}\index{dark}\index{background}
768
769 \begin{figure}[tp]
770 \caption{Second figure}
771 \end{figure}
772 \begin{table}
773 \caption{Second table}
774 \end{table}
```

A starred chapter requires a special treatment; three solutions are possible. You can test variations on the `\mtcaddchapter` command. Just uncomment one (and only one) of the `\mtcaddchapter` commands after `\chapter*` in the source code of `add.tex`. For each case, look at the Table of Contents and the involved chapter.

```
775 \chapter*{Second chapter, starred}
776 \index{chapter!starred}
777 %% UNCOMMENT ONE AND ONLY ONE OF THE 3 FOLLOWING LINES
778 \mtcaddchapter[Second chapter, starred] % OK
779 %%\mtcaddchapter[~] % produce a (strange) correct result. OK
780 %%\addcontentsline{toc}{xchapter}{}
781 %%%
782 %%\mtcaddchapter[] % BAD SOLUTION
783 %%\mtcaddchapter % BAD SOLUTION
784 %%%
785 \index{tests}
786
```



```

787 This is a starred chapter; you can test here variations on
788 the \verb|\mtcaddchapter| command. Just uncomment one (and
789 only one) of the \verb|\mtcaddchapter| commands after
790 \verb|\chapter*| in the source code of \texttt{add.tex}.
791 For each case, look at the \index{Table of Contents}Table of Contents
792 and at this chapter.
793 \index{a}\index{added}\index{after}\index{also}\index{and}%
794 \index{at}\index{can}\index{case}\index{chapter}\index{code}%
795 \index{command}\index{commands}\index{Contents}\index{each}%
796 \index{entries}\index{For}\index{here}\index{I}\index{in}%
797 \index{index}\index{is}\index{Just}\index{just}\index{look}%
798 \index{lot}\index{of}\index{on}\index{one}\index{only}%
799 \index{source}\index{starred}\index{Table}\index{test}%
800 \index{the}\index{This}\index{this}\index{to}\index{uncomment}%
801 \index{variations}\index{you}%
802 I also added a lot of index entries, just to test.
803
804 \chapter{Third chapter}
805 \index{chapter!normal}
806 \minitoc
807 \mtcskip
808 \minilof
809 \mtcskip
810 \minilot
811 \section{Third section}
812
813 \begin{figure}
814 \caption{Third figure}
815 \end{figure}
816 \begin{table}
817 \caption{Third table}
818 \end{table}
819
820 \section{Fourth section}
821
822 \begin{figure}
823 \caption{Fourth figure}
824 \end{figure}
825 \begin{table}
826 \caption{Fourth table}
827 \end{table}

```

As we want to add an entry for the bibliography in the table of contents, and we use the `tocbibind` package for that, we must add a correction with `\adjustmtc`:

```

828 \nocite*
829 \def\noopsort#1{\relax}
830 \bibliographystyle{plain}
831 \bibliography{add}
832 \adjustmtc

```

As we want to add an entry for the index in the table of contents, and we use the `tocbibind` package for that, we must add a correction; two solutions are available: use `\mtcfixindex` or the other given three lines:

```

833 \printindex
834 %%\mtcfixindex % use this OR the 3 following lines
835 \addcontentsline{lof}{xchapter}{}
836 \addcontentsline{lot}{xchapter}{}
837 \mtcaddchapter
838 %%
839
840 \appendix
841 \chapter{App.~1}
842 \index{chapter!appendix}
843 \minitoc
844 \mtcskip
845 \minilof
846 \mtcskip
847 \minilot
848 \section{Fifth section}
849
850 \begin{figure}
851 \caption{Fifth figure}
852 \end{figure}
853 \begin{table}
854 \caption{Fifth table}
855 \end{table}
856
857 \section{Sixth section}
858
859 \begin{figure}
860 \caption{Sixth figure}
861 \end{figure}
862 \begin{table}
863 \caption{Sixth table}
864 \end{table}

```

The next chapter asks for a minitoc, a minilof and a minilot, but contains no tables; hence the `minitoc` package will give some warnings.

```

865 \chapter{App.~2}
866 \index{chapter!appendix}
867 %% contains no tables but asks for a minilot! No minilot printed.
868 \minitoc
869 \mtcskip
870 \minilof
871 \mtcskip
872 \minilot
873 \section{Seventh section}
874 \begin{figure}
875 \caption{Seventh figure}
876 \end{figure}
877 \begin{figure}

```

```

878 \caption{Eighth figure}
879 \end{figure}
880
881 \section{Eighth section}
882
883 \begin{figure}
884 \caption{Ninth figure}
885 \end{figure}
886 \begin{figure}
887 \caption{Eleventh figure}
888 \end{figure}
889
890 \end{document}
891 \</add>

```

And we need also its small bibliographic data base:

```

892 \<{*addbib}
893 @MISC{minitoc,
894     TITLE="The {\texttt{minitoc}} package",
895     MONTH=nov,
896     AUTHOR="Drucbert, Jean-Pierre F.",
897     ADDRESS="{\texttt{drucbert@onera.fr}}",
898     NOTE="{\url{CTAN:macros/latex/contrib/minitoc/minitoc.pdf}}",
899     YEAR=2005}
900
901 @MISC{fminitoc,
902     TITLE="Le paquetage {\texttt{minitoc}}",
903     MONTH=nov,
904     AUTHOR="Drucbert, Jean-Pierre F.",
905     ADDRESS="{\texttt{drucbert@onera.fr}}",
906     NOTE="{\url{CTAN:macros/latex/contrib/minitoc/fminitoc.pdf}}",
907     YEAR=2005}
908
909 @MISC{shorttoc,
910     TITLE="The {\texttt{shorttoc}} package",
911     MONTH=aug,
912     AUTHOR="Drucbert, Jean-Pierre F.",
913     ADDRESS="{\texttt{drucbert@onera.fr}}",
914     NOTE="{\url{CTAN:macros/latex/contrib/shorttoc/shorttoc.dtx}}",
915     YEAR=2002}
916 \</addbib>

```

But the database created this way must be trimmed of some spurious lines; on Unix-like systems, do:

```
cat add.bib | grep -v endinput | grep -v '^%%' > addbib;mv addbib add.bib
```

4.4 The addsec.tex document file

This document uses the `article` class and shows some problems for adding special entries in the table of contents and some problems with floating objects. We need to use the `tocbibind` package [205] for the first ones and the `minitoc` `insection` package option to avoid the drift if floating objects outside of their section. That gives the following document preamble:

```

917 \documentclass[12pt,a4paper]{article}
918 \usepackage{url,tocbibind,makeidx}
919 \makeatletter
920 \newif\ifscan@allowed
921 \scan@allowedtrue
922 \makeatother
923 \def\dotfil{\leaders\hbox to.6em{\hss.\hss}\hfil}%
924 \def\pfill{\unskip~\dotfill\penalty500\strut\nobreak
925           \dotfil~\ignorespaces}%
926 \usepackage[tight,hints,insection,listfiles]{minitoc}
927 %%\usepackage{mtcoff}
928 \makeindex

```

The preparation commands:

```

930 \begin{document}
931 \doparttoc \dopartlof \dopartlot
932 \dosecttoc \dosectlof \dosectlot

```

The commands to prepare the table of contents, the list of figures and the list of table. As we use the `tocbibind` package, we must add some `\mtcaddsection` commands:

```

933 \tableofcontents
934 \mtcaddsection
935 \listoffigures
936 \mtcaddsection
937 \listoftables
938 \mtcaddsection

```

The body of the document: a part with its part-level mini-tables, some sections with their section-level mini-tables. The document has an index and contains figures and tables.

```

939 \part{Part~1}
940 \parttoc \mtcskip \partlof \mtcskip \partlot
941
942 \section{First section}
943 \index{section!normal}
944 \secttoc \mtcskip \sectlof \mtcskip \sectlot
945 \subsection{First subsection}
946
947 \begin{figure}[tp]

```

```

948 \caption{First figure}
949 \end{figure}
950 \begin{table}[tp]
951 \caption{First table}
952 \end{table}
953
954 \subsection{Second subsection}
955 A small nice citation:\
956 \index{small}\index{citation}\index{nice}\index{A}%
957 \index{a}\index{and}\index{bird}\index{But}%
958 \index{cannot}\index{claim}\index{great}\index{he}%
959 \index{I}\index{imagine}\index{it}\index{know}%
960 \index{land}\index{on}\index{once}\index{that}%
961 \index{to}\index{tree}\index{would}\index{yes}%
962 A bird cannot land once on a great tree and claim to know it.
963 But I imagine that he would, yes.\
964 \hbox{}\hfill
965 Iain M. Banks (1993), \textsl{Against a dark background.}%
966 \index{Iain}\index{Banks}\index{Against}\index{dark}%
967 \index{background}
968 \begin{figure}[tp]
969 \caption{Second figure}
970 \end{figure}
971 \begin{table}
972 \caption{Second table}
973 \end{table}

```

Here, we try a starred section, with its entry in the table of contents. You can try several solutions (good or bad).

```

974 \section*{Second section, starred}
975 \index{section!starred}
976 %% UNCOMMENT ONE AND ONLY ONE OF THE 4 FOLLOWING LINES
977 \mtcaddsection[Second section, starred] % OK
978 %%\mtcaddsection[] % BAD
979 %%\mtcaddsection[~] % produce a (strange) correct result.
980 %%\mtcaddsection % BAD
981 %%%%%%%%%%%
982 \index{tests}
983
984 This is a starred section; you can test here variations on
985 the \verb|\mtcaddsection| command. Just uncomment one (and
986 only one) of the \verb|\mtcaddsection| commands after
987 \verb|\section*| in the source code of \texttt{add.tex}.
988 For each case, look at the \index{Table of Contents}Table of Contents
989 and at this section.
990 \index{a}\index{added}\index{after}\index{also}\index{and}%
991 \index{at}\index{can}\index{case}\index{section}%
992 \index{code}\index{command}\index{commands}%
993 \index{Contents}\index{each}\index{entries}\index{For}%
994 \index{here}\index{I}\index{in}\index{index}\index{is}%
995 \index{Just}\index{just}\index{look}\index{lot}%
996 \index{of}\index{on}\index{one}\index{only}\index{source}%

```

```

997 \index{starred}\index{Table}\index{test}\index{the}%
998 \index{This}\index{this}\index{to}\index{uncomment}%
999 \index{variations}\index{you}%
1000 I also added a lot of index entries, just to test.
1001
1002 \section{Third section}
1003 \index{section!normal}
1004 \secttoc \mtcskip \sectlof \mtcskip \sectlot
1005 \subsection{Third subsection}
1006
1007 \begin{figure}
1008 \caption{Third figure}
1009 \end{figure}
1010 \begin{table}
1011 \caption{Third table}
1012 \end{table}
1013
1014 \subsection{Fourth subsection}
1015
1016 \begin{figure}
1017 \caption{Fourth figure}
1018 \end{figure}
1019 \begin{table}
1020 \caption{Fourth table}
1021 \end{table}
1022
1023 \part{Part~2}
1024 \parttoc \mtcskip \partlof \mtcskip \partlot
1025
1026 \section{Fourth section}
1027 \index{section!normal}
1028 \secttoc \mtcskip \sectlof \mtcskip \sectlot
1029 \subsection{Fifth subsection}
1030
1031 \begin{figure}[tp]
1032 \caption{Fifth figure}
1033 \end{figure}
1034 \begin{table}[tp]
1035 \caption{Fifth table}
1036 \end{table}
1037
1038 \subsection{Sixth subsection}
1039 A small nice citation:\\
1040 \index{small}\index{citation}\index{nice}\index{A}%
1041 \index{a}\index{and}\index{bird}\index{But}%
1042 \index{cannot}\index{claim}\index{great}\index{he}%
1043 \index{I}\index{imagine}\index{it}\index{know}%
1044 \index{land}\index{on}\index{once}\index{that}%
1045 \index{to}\index{tree}\index{would}\index{yes}%
1046 A bird cannot land once on a great tree and claim to know it.
1047 But I imagine that he would, yes.\\
1048 \hbox{}\hfill
1049 Iain M. Banks (1993), \textsl{Against a dark background.}%
1050 \index{Iain}\index{Banks}\index{Against}%

```

```

1051 \index{dark}\index{background}
1052
1053 \begin{figure}[tp]
1054 \caption{Sixth figure}
1055 \end{figure}
1056 \begin{table}
1057 \caption{Sixth table}
1058 \end{table}
1059
1060 \section*{Fifth section, starred}
1061 \index{section!starred}
1062 %% UNCOMMENT ONE AND ONLY ONE OF THE 4 FOLLOWING LINES
1063 \mtcaddsection[Fifth section, starred] % OK
1064 %%\mtcaddsection[] % OK
1065 %%\mtcaddsection[~] % produce a (strange) correct result.
1066 %%\mtcaddsection % OK
1067 %%%\mtcaddsection[~] % produce a (strange) correct result.
1068 \index{tests}
1069
1070 This is a starred section; you can test here variations on
1071 the \verb|\mtcaddsection| command. Just uncomment one (and
1072 only one) of the \verb|\mtcaddsection| commands after
1073 \verb|\section*| in the source code of \texttt{add.tex}.
1074 For each case, look at the \index{Table of Contents}Table of Contents
1075 and at this section.\index{a}%
1076 \index{added}\index{after}\index{also}\index{and}%
1077 \index{at}\index{can}\index{case}\index{section}%
1078 \index{code}\index{command}\index{commands}\index{Contents}%
1079 \index{each}\index{entries}\index{For}\index{here}%
1080 \index{I}\index{in}\index{index}\index{is}%
1081 \index{Just}\index{just}\index{look}\index{lot}%
1082 \index{of}\index{on}\index{one}\index{only}%
1083 \index{source}\index{starred}\index{Table}\index{test}%
1084 \index{the}\index{This}\index{this}\index{to}%
1085 \index{uncomment}\index{variations}\index{you}%
1086 I also added a lot of index entries, just to test.
1087
1088 \section{Sixth section}
1089 \index{section!normal}
1090 \secttoc \mtcskip \sectlof \mtcskip \sectlot
1091 \subsection{Seventh subsection}
1092
1093 \begin{figure}
1094 \caption{Seventh figure}
1095 \end{figure}
1096 \begin{table}
1097 \caption{Seventh table}
1098 \end{table}
1099
1100 \subsection{Eighth subsection}
1101
1102 \begin{figure}
1103 \caption{Eighth figure}
1104 \end{figure}

```

```

1105 \begin{table}
1106 \caption{Eighth table}
1107 \end{table}

```

The bibliography: as we want an entry for it in the table of contents, we use the `tocbibind` package [205] and a correction with `\adjuststc`:

```

1108 \nocite*
1109 \def\noopsort#1{\relax}
1110 \bibliographystyle{plain}
1111 \bibliography{add}
1112 \adjuststc

```

The index: as we want an entry for it in the table of contents, we use the `tocbibind` package [205] and a correction with `\mtcfixindex`:

```

1113 \printindex
1114 \mtcfixindex % use this OR the 2 following lines
1115 %%\addcontentsline{lof}{xsect}{}
1116 %%\addcontentsline{lot}{xsect}{}
1117 %%\mtcaddsection
1118
1119 \appendix
1120 \section{App.~1}
1121 \index{section!appendix}
1122 \secttoc \mtcskip \sectlof \mtcskip \sectlot
1123 \subsection{Ninth subsection}
1124
1125 \begin{figure}
1126 \caption{Ninth figure}
1127 \end{figure}
1128 \begin{table}
1129 \caption{Ninth table}
1130 \end{table}
1131
1132 \subsection{Tenth subsection}
1133
1134 \begin{figure}
1135 \caption{Tenth figure}
1136 \end{figure}
1137 \begin{table}
1138 \caption{Tenth table}
1139 \end{table}
1140
1141 \section{App.~2}
1142 \index{section!appendix}
1143 %% contains no tables but asks for a sectlot! No sectlot printed.
1144 \secttoc \mtcskip \sectlof \mtcskip \sectlot
1145 \subsection{Eleventh subsection}
1146
1147 \begin{figure}
1148 \caption{Eleventh figure}
1149 \end{figure}

```



```

1150 \begin{figure}
1151 \caption{Twelfth figure}
1152 \end{figure}
1153
1154 \subsection{Twelfth subsection}
1155
1156 \begin{figure}
1157 \caption{Thirteenth figure}
1158 \end{figure}
1159 \begin{figure}
1160 \caption{Fourteenth figure}
1161 \end{figure}
1162
1163 \end{document}
1164 \end{addsec}

```

4.5 The second.tex document file

This document tests the `french2.mld` minitoc language definition file (section 13.57 on page 438) and its supporting code in the `minitoc` package. First, the preamble of the document uses the `french2` minitoc package language option¹:

```

1165 \second
1166 %% Test de french2.mld:
1167 %% « seconde » ou « deuxième » partie?
1168 %% compilez 3 fois.
1169 \documentclass{book}
1170 \usepackage[french2,tight,listfiles]{minitoc}
1171 \usepackage[french]{babel}
1172 \usepackage{franc,frnew}
1173 \usepackage[OT1,TS1,T1]{fontenc}
1174 \usepackage[isolatin]{inputenc}
1175 \usepackage{mypatches}
1176 \begin{document}

```

We test if there is only two parts: if yes, we will use “seconde”. Else (zero, one, three or more parts), we will use “deuxième”.

```

1177 \ifmtcsecondpart
1178 Il n'y a que 2 parties: seconde.
1179 \else
1180 Il y a une partie ou plus de deux parties: deuxième.
1181 \fi
1182 \clearpage

```

The body of the document, with two parts:

¹ The `franc`, `frnew` and `mypatches` packages are local additions, provided with the `minitoc` package.

```

1183 \doparttoc
1184 \faketableofcontents
1185 \part{P1}
1186 \parttoc
1187 \chapter{P1C1}
1188 \chapter{P1C2}
1189 \part{P2}
1190 \parttoc
1191 \chapter{P2C1}
1192 \chapter{P2C2}

```

If you want also a third part, comment this line and recompile 3 times:

```

1193 %% Commentez la ligne suivante puis recompilez 2 ou 3 fois.
1194 \end{document}
1195 \part{P3}
1196 \parttoc
1197 \chapter{P3C1}
1198 \chapter{P3C2}
1199 \end{document}
1200 </second>

```

Observe the titles of the parttoc when the document has two then three parts. Note the changes after each compilation. You can play by adding and removing parts. It would be interesting to add a starred part, with starred chapters, at the beginning of the document, this part and these chapters having their entries in the TOC. By example, try to add the following lines after `\faketableofcontents`:

```
\part*{Partie étoilée}
\mtcaddpart[Partie étoilée]
\adjustptc[-2] % IMPORTANT <<<<<<<<<<<<<<<<<<
\parttoc
\chapter*{Premier chapitre étoilé}
\mtcaddchapter[Premier chapitre étoilé]
\chapter*{Second chapitre étoilé}
\mtcaddchapter[Second chapitre étoilé]
```

and you will see how the parttoc of the new starred part is titled.

4.6 The app-mem.tex document file

This example shows the use of the `appendices` environment in a `memoir` class document when the `minitoc` package is loaded. First, the preamble:

```
1201 \*app - mem)
1202 \documentclass{memoir}
1203 \usepackage{lipsum} % filling text
1204 \usepackage%
1205 [tight,listfiles]{minitoc}
1206 \begin{document}
```

```

1207 \dominitoc
1208 \tableofcontents
1209 \adjustmtc
1210 \chapter{First chapter}
1211 \minitoc
1212 \lipsum[1]
1213 \section{First section}
1214 \lipsum[2]

```

The appendices are set in an `appendices` environment; we add an entry in the TOC with `\addappheadtotoc` (a command from the `memoir` class):

```

1215 \begin{appendices}
1216 \addappheadtotoc
1217 \chapter{Afterthought}
1218 \minitoc
1219 \lipsum[3]
1220 Afterthought appendix
1221 \section{Further remarks}
1222 \lipsum[4]
1223 \end{appendices}
1224 \chapter{Conclusion}
1225 \minitoc
1226 \section{Bye}
1227 \lipsum[5]
1228 \end{document}
1229 </app - mem>

```

4.7 The `mem.tex` document file

This example shows the use of the `minitoc` package in a `memoir` class document. First, the preamble:

```

1230 <*mem>
1231 \documentclass{memoir}
1232 \usepackage{lipsum}
1233 %%\usepackage{hyperref}
1234 %%\usepackage{memhfixc}
1235 \usepackage%
1236 [tight,listfiles]{minitoc}
1237 %%\usepackage{mtcoff}
1238 \begin{document}

```

We use the starred form `\tableofcontents*` specific of the `memoir` class. Note that the `\chapter` command has *two* optional arguments in the `memoir` class.

```

1239 \dominitoc

```

```

1240 \tableofcontents*
1241
1242 \chapter[oneA][oneB]{oneC}
1243 \minitoc
1244 \lipsum[1]
1245 \newpage
1246 \lipsum[2]
1247 \section{S-1-one}
1248 \lipsum[3]
1249 \section{S-1-two}
1250 \lipsum[4]
1251
1252 \chapter[twoA][twoB]{twoC}
1253 \minitoc
1254 \lipsum[4]
1255 \newpage
1256 \lipsum[5]
1257 \section{S-2-one}
1258 \lipsum[6]
1259 \section{S-2-two}
1260 \lipsum[7]
1261 \end{document}
1262 </mem>

```

4.8 The `mem1.tex` document file

This example shows the use of the `minitoc` package in a `memoir` class document and shows some of the adaptations necessary for fonts. First, the preamble:

```
1263 \*mem1
1264 \documentclass{memoir}
1265 \usepackage{lipsum} % filling text
```

We inhibit some font commands of the `memoir` class:

```
1266 \providecommand{\cftsecfont}{\empty}
1267 \providecommand{\cftsubsecfont}{\empty}
```

Then we redefine them:

```
1268 \renewcommand{\cftsubsecfont}{\normalsize\scshape}
1269 \renewcommand{\cftsubsecfont}{\normalsize\scshape}
```

We load the `minitoc` package and try to use some `minitoc` font commands, without success:

```
1270 %% hyperref before minitoc, optional
1271 %% \usepackage[linktocpage=true]{hyperref} \usepackage{memhfixc}
1272 \usepackage[tight,listfiles]{minitoc}
1273 \mtcsetfont{minitoc}{section}{\normalsize\scshape} % <- no scshape
1274 \mtcsetfont{minitoc}{subsection}{\normalsize\scshape}% <- no scshape
```

But if we use the font commands of the `memoir` class, it works!

```
1275 \providecommand{\cftsecfont}{\empty}
1276 \providecommand{\cftsubsecfont}{\empty}
1277 \renewcommand{\cftsubsecfont}{\normalsize\rmfamily\scshape}
1278 \renewcommand{\cftsubsecfont}{\normalsize\rmfamily\scshape}
```

But for mini-table titles (text and font), we can use the `minitoc` commands:

```
1279 \mtcsettitlefont{minitoc}{\Large\scshape}
1280 %% this is working beautifully ->
1281 \mtcsettitle{minitoc}{Chapter Contents}
```

The document body:

```
1282 \begin{document}
1283 \dominitoc
1284 \tableofcontents*
1285
1286 \chapter[OneA][OneB]{OneC}
```

```

1287 \minitoc
1288 \section{This section}
1289 \lipsum[1]
1290 \section{Second section}
1291 \lipsum[2]
1292 \section{Third section}
1293 \lipsum[3]
1294 \end{document}
1295 </mem1>

```

4.9 The fo1.tex document file

This document creates several copies of the same parttoc, but with different fonts (for the chapter level entries); you can compare the results.

```

1296 <{*fo1>
1297 \documentclass{book}
1298 \usepackage{lipsum}
1299 \usepackage{txfonts}
1300 \usepackage[tight,listfiles]{minitoc}
1301 \begin{document}
1302 \doparttoc
1303 \dominitoc
1304 \tableofcontents
1305 \part{Introduction}
1306 \clearpage

```

A first copy, with default fonts:

```
1307 \parttoc
```

A second copy, roman bold font for chapter entries:

```

1308 \clearpage
1309 \mtcsetfont{parttoc}{chapter}{\normalsize\rmfamily\upshape\bfseries}
1310 \parttoc

```

A third copy, typewriter bold font for chapter entries:

```

1311 \clearpage
1312 \mtcsetfont{parttoc}{chapter}{\normalsize\ttfamily\upshape\bfseries}
1313 \parttoc

```

A fourth copy, not bold typewriter font for chapter entries:

```

1314 \clearpage
1315 \mtcsetfont{parttoc}{*}{\normalsize\ttfamily\upshape\mdseries}

```

```

1316 \parttoc
1317 \chapter{A very short chapter}
1318 \minitoc
1319 \lipsum[1]
1320 \section{First section}
1321 \lipsum[2]
1322 \subsection{Alpha}
1323 \lipsum[3]
1324 \subsection{Beta}
1325 \lipsum[4]
1326 \section{Second section}
1327 \lipsum[5]
1328 \subsection{Gamma}
1329 \lipsum[6]
1330 \subsection{Delta}
1331 \lipsum[7]
1332 \end{document}
1333 </fo1>

```

4.10 The fo2.tex document file

This document creates several copies of the same parttoc, but with different fonts (for the chapter level entries); you can compare the results. As the fonts are not declared the same way, compare the results with those of fo1.tex (see section 4.9 on the page before).

```

1334 <(*fo2)
1335 \documentclass{book}
1336 \usepackage{lipsum}
1337 \usepackage{txfonts}
1338 \usepackage[tight,listfiles]{minitoc}

```

We declare the fonts with the old method:

```

1339 \def\ptcSSfont{\ptcfont} % (subsections)
1340 \def\ptcSSSfont{\ptcfont} % (subsubsections)
1341 \def\ptcPfont{\ptcfont} % (paragraphs)
1342 \def\ptcSPfont{\ptcfont} % (subparagraphs)
1343 \def\plffont{\ptcfont} % (figures)
1344 \def\plfSfont{\ptcfont} % (subfigures)
1345 \def\pltfont{\ptcfont} % (tables)
1346 \def\pltSfont{\ptcfont} % (subtables)
1347 \begin{document}
1348 \doparttoc
1349 \dominitoc
1350 \tableofcontents
1351 \part{Introduction}
1352 \clearpage

```

A first version of the parttoc, with the fonts defined above:

```
1353 \parttoc
1354 \clearpage
```

A second version of the parttoc, with chapter entries in a roman bold font:

```
1355 \mtcsetfont{parttoc}{chapter}{\normalsize\rmfamily\upshape\bfseries}
1356 \parttoc
1357 \clearpage
```

A third version of the parttoc, with chapter entries in a typewriter bold font:

```
1358 \mtcsetfont{parttoc}{chapter}{\normalsize\ttfamily\upshape\bfseries}
1359 \parttoc
1360 \clearpage
```

A fourth version of the parttoc, with chapter entries in a non bold typewriter font:

```
1361 \mtcsetfont{parttoc}{*}{\normalsize\ttfamily\upshape\mdseries}
1362 \parttoc
1363 \chapter{A very short chapter}
1364 \minitoc
1365 \lipsum[1]
1366 \section{First section}
1367 \lipsum[2]
1368 \subsection{Alpha}
1369 \lipsum[3]
1370 \subsection{Beta}
1371 \lipsum[4]
1372 \section{Second section}
1373 \lipsum[5]
1374 \subsection{Gamma}
1375 \lipsum[6]
1376 \subsection{Delta}
1377 \lipsum[7]
1378 \end{document}
1379 </fo2>
```

4.11 The scr.tex document file

This document shows the use of the minitoc package with a KOMA-Script document class, `scrreprt`. Some precautions are needed, because these classes have specific interface with the TOC (package options and commands).

```
1380 <*scr>
1381 \documentclass[12pt,halfparskip,liststotoc,bibtotoc]{scrreprt}
```

```

1382 \setcounter{secnumdepth}{4}
1383 \setcounter{tocdepth}{4}
1384 \usepackage[latin1]{inputenc}
1385 \usepackage{longtable}

```

The `hyperref` package, if used, must be loaded *before* `minitoc`:

```

1386 \usepackage{hyperref}

```

With a KOMA-Script class, use the `k-tight` package option in place of `tight`; as it is a document in german, use also a language package option:

```

1387 \usepackage[k-tight,germanb,listfiles]{minitoc}
1388 \usepackage[germanb]{babel}
1389 \begin{document}
1390 \pagenumbering{Roman} % page number in Roman, reset to 1 (I)
1391 \dominitoc
1392 \tableofcontents

```

In this document class, with the `liststotoc` class option, `\listoftables` adds a chapter entry in the TOC, so we must add `\mtcaddchapter` after `\listoftables`:

```

1393 \listoftables
1394 \mtcaddchapter

```

With the `bibtotoc` class option, you should add a `\adjustmtc` command after `\bibliography`. This problem is similar to the one of compatibility with the `tocbibind` package.

```

1395 \clearpage
1396 \pagenumbering{arabic} % page number in arabic digits
1397 \setcounter{page}{1} % forced to 1
1398
1399 \chapter{Test 1}\label{cha:test-1}
1400
1401 Text.
1402
1403 \section{Tabelle}\label{sec:tabelle}
1404
1405 \begin{table}
1406   \centering
1407   \begin{longtable}[l]{ll}
1408     \underline{Ausbildungsbetrieb} & \hspace{10mm} & Kommanditgesellschaft \\
1409     \\
1410     \underline{Ausbildender} & & Hammer \\
1411     Ausbildungsstätte & & XXXXX Ort \\
1412   \end{longtable}
1413   \caption{Ausbildungsbetrieb}
1414 \end{table}
1415
1416 Text.

```



```

1417
1418 \appendix
1419 \chapter{Dokumente}
1420 \minitoc % Aufruf Minitoc
1421
1422 \section{Anhang}\label{sec:anhang}
1423 Text.\
1424 Hier sollte nun der Anhang sein, davor das Verzeichnis dafür.
1425 \end{document}
1426 \scr

```

4.12 The subf.tex document file

This document shows the use of the minitoc package with a document containing subfigures (here with the subfigure package [83]). We show how to use minilofs and to adjust their depth.

The preamble loads the subfigure package and redefines the format of subfigure entries in the list of figures:

```

1427 \scr
1428 \documentclass[12pt]{book}
1429 \usepackage{subfigure}
1430 \makeatletter
1431 \renewcommand{\l@subfigure}{%
1432     \@dottedxxxline{\ext@subfigure}{2}{3.9em}{3.3em}}
1433 \makeatother

```

We load the varioref package (to have nice cross-references) and the minitoc package:

```

1434 \usepackage{varioref}
1435 \usepackage%
1436     [tight,listfiles]{minitoc}

```

We define some features for the layout of the subfigures, then the depth of the list of figures:

```

1437 \newcommand{\goodap}{%
1438     \hspace{\subfigtopskip}%
1439     \hspace{\subfigbottomskip}}
1440 \setcounter{lofdepth}{2}
1441 \begin{document}

```

We define the depth of the mini-lists of figures, then some fonts:

```

1442 \mtcsetdepth{minilof}{2}
1443 \mtcsetfont{minitoc}{section}{\small\rmfamily\upshape\bfseries}

```

```

1444 \mtcsetfont{partlof}{subfigure}{\small\rmfamily\slshape\bfseries}
1445 \mtcsetfont{partlof}{figure}{\small\rmfamily\upshape\bfseries}
1446 \mtcsetfont{minilof}{subfigure}{\small\rmfamily\slshape\bfseries}
1447 \mtcsetfont{minilof}{figure}{\small\rmfamily\upshape\bfseries}
1448 %% no tables in this document
1449 %% \mtcsetfont{partlot}{subtable}{\small\rmfamily\slshape\bfseries}
1450 %% \mtcsetfont{partlot}{table}{\small\rmfamily\upshape\bfseries}
1451 %% \mtcsetfont{minilot}{subtable}{\small\rmfamily\slshape\bfseries}
1452 %% \mtcsetfont{minilot}{table}{\small\rmfamily\upshape\bfseries}

```

We prepare the minilofs, the table of contents and the list of figures:

```

1453 \dominilof
1454 \tableofcontents
1455 \listoffigures

```

A chapter, with is minilof, twice but with different depths:

```

1456 \chapter{First Chapter}
1457 \minilof
1458 \mtcskip
1459 \mtcsetdepth{minilof}{1}
1460 \minilof

```

A figure containing three subfigures and their captions:

```

1461 \begin{figure}
1462 \centering
1463   \fbox{%
1464     \begin{minipage}{3.5in}%
1465       \raggedright
1466       \begin{center}
1467         \subfigure[First]{%
1468           \fbox{\hbox to 20mm{\vbox to 15mm{\vfil\null}\hfil}}}%
1469           \hspace{\subfigtopskip}\hspace{\subfigbottomskip}%
1470         \subfigure[Second Figure]{%
1471           \fbox{\hbox to 20mm{\vbox to 10mm{\vfil\null}\hfil}}}%
1472         \subfigure[Third]{\label{3figs-c}%
1473           \fbox{\hbox to 20mm{\vbox to 10mm{\vfil\null}\hfil}}}%
1474         \caption{Three subfigures.}%
1475         \label{3figs}%
1476       \end{center}
1477       \vspace{4pt}%
1478       This figure contains two top ‘subfigures’ and
1479       Figure~\ref{3figs-c}.
1480     \end{minipage}}
1481 \end{figure}
1482 Figure~\vref{3figs} contains two top ‘‘subfigures’’ and
1483 Figure~\vref{3figs-c}.
1484 \end{document}
1485 \end{subf}

```

4.13 The `tsfc.tex` document file

This document² shows the use of the `minitoc` package with a document containing subfigures (here with the `subfig` package [85]). We show how to use `minilofs` and to adjust their depth.

The preamble loads the `subfig` package and redefines the format of subfigure entries in the list of figures:

```
1486 <tsfc>
1487 \documentclass{book}
1488 \usepackage{fullpage}
1489 \usepackage[config=altsf]{subfig}
1490 \usepackage[tight,listfiles]{minitoc}
```

This is utility code to make graduated rules and a box around a figure.

```
1491 \newdimen\testtemp
1492 \newcommand{\ru}[1]{%
1493   \testtemp #1%
1494   \advance\testtemp .5pt%
1495   \divide\testtemp 2%
1496   \hbox to \testtemp{\leaders\hbox to 1mm{%
1497     \vrule height1mm depth0pt width.25pt\hfil}\hfil}%
1498   \hbox to 0pt{\hss\vrule height3mm depth0pt width.25pt\hss}%
1499   \hbox to \testtemp{\leaders\hbox to 1mm{%
1500     \hfil\vrule height1mm depth0pt width.25pt\hfil}}
1501 %%
1502 \fboxsep=-\fboxrule
1503 \newcommand{\figbox}[1]{%
1504   \fbox{%
1505     \vbox to 1in{%
1506       \vfil
1507       \hbox to 2in{%
1508         \parbox{2in}{%
1509           \centering
1510           #1}}}%
1511     \vfil
1512     \vbox to 0pt{%
1513       \vss
1514       \hbox to 2in{%
1515         \hfil
1516         \ru{1.1in}%
1517         \hfil}}}}}
```

The body of the document. We set the depth of the list of figures and prepare the `minilofs` and the list of figures:

```
1518 \begin{document}
```

² It is derived from one of the examples distributed with the `subfig` package [85].

```

1519 \setcounter{lofdepth}{2}
1520 \dominilof
1521 \listoffigures
1522 \newpage

```

A chapter containing a figure with subfigures. We print a minilof twice, with different depths:

```

1523 \chapter{Reference Test}
1524 \minilof
1525 \mtcskip
1526 \mtcsetdepth{minilof}{1}
1527 \minilof
1528
1529 \begin{figure}[ht]%
1530   \centering
1531   \subfigure{%
1532     \label{fig+A}%
1533     \figbox{SUBFIGURE ONE:\\
1534             (no opt)}}
1535   \quad
1536   \subfigure[]{%
1537     \label{fig+B}%
1538     \figbox{SUBFIGURE TWO:\\
1539             (empty opt)}}\\
1540
1541   \subfigure[Subfigure Three.]{%
1542     \label{fig+C}%
1543     \figbox{SUBFIGURE THREE:\\
1544             (opt)}}
1545   \quad
1546   \subfigure[][Subfigure Four.]{%
1547     \label{fig+D}%
1548     \figbox{SUBFIGURE FOUR:\\
1549             (empty opt and opt)}}
1550   \quad
1551   \subfigure[][]{%
1552     \label{fig+E}%
1553     \figbox{SUBFIGURE FIVE:\\
1554             (both empty opt)}}\\
1555
1556   \subfigure[The Sixth Subfigure.][Subfigure Six.]{%
1557     \label{fig+F}%
1558     \figbox{SUBFIGURE SIX:\\
1559             (both opt)}}
1560   \quad
1561   \subfigure[The Seventh Subfigure][]{%
1562     \label{fig+G}%
1563     \figbox{SUBFIGURE SEVEN:\\
1564             (opt and empty opt)}}
1565
1566   \caption{Optional argument test.}%
1567   \label{fig+main}%

```

```

1568 \end{figure}
1569
1570 The figure~\ref{fig+main} on page~\pageref{fig+main} is composed
1571 of the seven subfigures~\subref{fig+A} (aka: \ref{fig+A}),
1572 \subref{fig+B} (aka: \ref{fig+B}), \subref{fig+C} (aka: \ref{fig+C}),
1573 \subref{fig+D} (aka: \ref{fig+D}), \subref{fig+E} (aka: \ref{fig+E}),
1574 \subref{fig+F} (aka: \ref{fig+F}), and \subref{fig+G} (aka: \ref{fig+G}).
1575
1576 \section{Centering Test}
1577 Note that figures~\ref{fig+B}, \ref{fig+E} and \ref{fig+G} are centered.
1578 This means that \verb|\subfigcaption| has been set to zero and is not
1579 offsetting the simple label to the left. Also the remaining captioned
1580 subfigures (figures~\ref{fig+C}, \ref{fig+D}, and \ref{fig+F}) should
1581 have centered labels.
1582 \end{document}
1583 \end{tsfc}

```

4.14 The tbi.tex document file

This document shows the use of the minitoc package with a document using the tocbibind package [205].

```

1584 \documentclass[tbi]{report}
1585

```

We don't want an entry for the TOC in the TOC: option nottoc for the tocbibind package:

```

1586 \usepackage[nottoc]{tocbibind}
1587 \usepackage%
1588 [tight,listfiles]{minitoc}
1589 \begin{document}
1590
1591 \dominitoc
1592 \tableofcontents

```

As there is no entry for the TOC in the TOC, no correction is necessary; we comment out the usual correction³:

```

1593 %% tocbibind compatibility
1594 %% not used if nottoc option :
1595 %% \mtcaddchapter[]

```

A starred chapter with an entry in the TOC; we add it;

```

1596 \chapter*{Introduction}
1597 \mtcaddchapter[Introduction]

```

Some normal chapters:

```

1598 \chapter{Title of chapter~1}
1599 \minitoc
1600 \section{as1}
1601 \section{as2}
1602 \chapter{Title of chapter~2}
1603 \minitoc
1604 \section{bs1}
1605 \section{bs2}
1606 \chapter{Title of chapter~3}
1607 \minitoc
1608 \section{cs1}
1609 \section{cs2}
1610 \chapter{Title of chapter~4}
1611 \minitoc
1612 \section{ds1}
1613 \section{ds2}

```

Another starred chapter, with an entry in the TOC:

³ It is recommended to keep this comment; you could change your mind.

```
1614 \chapter*{Conclusion}
1615 \mtcaddchapter[Conclusion]
```

Yet another starred chapter, with an entry in the TOC, but with starred sections, also listed in the TOC:

```
1616 \chapter*{Appendices}
1617 \mtcaddchapter[Appendices]
1618 \minitoc
1619 \section*{first appendix}
1620 \addcontentsline{toc}{section}%
1621   {first appendix}
1622 \section*{second appendix}
1623 \addcontentsline{toc}{section}%
1624   {second appendix}
```

The list of figures has an entry in the TOC (via the `tocbibind` package), so a correction must be applied:

```
1625 \listoffigures
1626 %% tocbibind compatibility
1627 \mtcaddchapter
```

The `tocbibind` package adds an entry in the TOC for the bibliography, so we must add the recommended correction:

```
1628 \begin{thebibliography}{3}
1629   \bibitem {s1}{title ...}
1630 \end{thebibliography}
1631 %% tocbibind compatibility
1632 \adjustmtc
1633 \end{document}
1634 \tbi)
```

4.15 The `2c.tex` document file

This document shows the use of the `minitoc` package in a document with a two columns layout. The layout uses the `multicol` standard package [153] and its `multicols` environment. We set `\mtcindent` to zero. We test several combinations. If a `minitoc` is long enough to be splitted on both columns, the result may be funny.

```
1635 \<2c>
1636 \documentclass[12pt,a4paper]{book}
1637 \usepackage{multicol}
1638 \usepackage{lipsum}
1639 \usepackage%
1640   [tight,latin,listfiles]{minitoc}
1641 \usepackage[latin]{babel}
1642 \setlength{\mtcindent}{0pt}
1643 \begin{document}
1644 \dominitoc
1645 \tableofcontents
```

Two first chapters with a standard chapter head, a `minitoc` on one full

width column, then the body of the chapter on two columns:

```
1646 \chapter{Primum capitulum}
1647 \begin{multicols}{2}[\minitoc]
1648 \section{Prima sectio}
1649 \lipsum[1-2]
1650 \section{Secunda sectio}
1651 \lipsum[3-4]
1652 \end{multicols}
1653 \chapter{Secundum capitulum}
1654 \begin{multicols}{2}[\minitoc]
1655 \section{Prima sectio}
1656 \lipsum[5-6]
1657 \section{Secunda sectio}
1658 \lipsum[7-8]
1659 \section{Tertia sectio}
1660 \lipsum[9-10]
1661 \end{multicols}
```

A third chapter entirely on two columns, so the chapter head and the `minitoc` are in the first column:

```
1662 \begin{multicols}{2}
```

```

1663 \chapter{Tertium capitulum}
1664 \minitoc
1665 \section{Prima sectio}
1666 \lipsum[11-12]
1667 \section{Secunda sectio}
1668 \lipsum[13-14]
1669 \section{Tertia sectio}
1670 \lipsum[15-16]
1671 \end{multicols}

```

A fourth chapter, with the chapter head on one column, and the minitoc and

the chapter body on two columns (the minitoc is in the first column):

```

1672 \chapter{Quadrum capitulum}
1673 \begin{multicols}{2}
1674 \minitoc
1675 \section{Prima sectio}
1676 \lipsum[16-17]
1677 \section{Secunda sectio}
1678 \lipsum[18-19]
1679 \section{Tertia sectio}
1680 \lipsum[20-21]
1681 \end{multicols}
1682 \end{document}
1683 </2c>

```

4.16 The `bo.tex` document file

This document shows the use of the `minitoc` package in a document using a two column layout for some portions and the `tocloft` package [202]. The aim is to begin a chapter with a special head and a preliminary block containing a minitoc and some indications, on two columns. The preamble loads some useful packages for the french language, the `geometry` package [191], which defines the global page layout, the `multicol` package [153], the `color` package, because we want a colored background for the minitoc, the `tocloft` package [202], to change some parameters of the minitoc, and, at least, the `minitoc` package.

```

1684 <{*bo>
1685 \documentclass[10pt]{book}
1686 \usepackage[paperwidth=8.5in, paperheight=11in,%
1687     lmargin=1.25in,rmargin=1.25in,tmargin=1in,bmargin=1in]{geometry}
1688 \usepackage[francais]{babel}
1689 \usepackage{franc,frnew}
1690 \usepackage[T1]{fontenc}
1691 \usepackage[isolatin]{inputenc}
1692 \usepackage{mypatches}
1693 \usepackage{multicol}
1694 \usepackage{color}

```

We use the `tocloft` package and its commands to set the indentations in the TOC and the minitoc:

```

1695 \usepackage{tocloft}
1696 \setlength{\cftsecindent}{0cm}
1697 \setlength{\cftsecnumwidth}{15 pt}
1698 \setlength{\cftsubsecindent}{\cftsecindent}
1699 \addtolength{\cftsubsecindent}{\cftsecnumwidth}
1700 \setlength{\cftsubsecnumwidth}{20 pt}

```

```

1701 \setlength{\cftsubsubsecindent}{\cftsubsecindent}
1702 \addtolength{\cftsubsubsecindent}{\cftsubsecnumwidth}

```

Note that if we want to suppress the page numbers in the minitoc, we must use the commands from `tocloft`:

```

1703 \cftpagenumbersoff{sec}
1704 \cftpagenumbersoff{subsec}

```

We load the `minitoc` package and change the indentation, suppress the rules and change the minitoc title. The `hyperref` package [177] can also be loaded (*after minitoc*).

```

1705 \usepackage[francais,tight,listfiles]{minitoc}
1706 \usepackage{hyperref}
1707 \setlength{\mtcindent}{0pt}
1708 \nomtcrule           % pas de filets en haut et en bas de la mini-tdm
1709 \nomtcpagenumbers    % pas de numéro de pages
1710 %                   (non fonctionnel avec tocloft)
1711 \renewcommand{\mtctitle}{Contenu de la rencontre}

```

This code redefines the format of the chapter head:

```

1712 %%%%%%%%%%%%%%%%%%%%%%%%%%%%%%%%%%%%%%%%%%%%%%%%%%%%%%%%%%%%%%%%%%%%%%%%%
1713 %   MACRO POUR AVOIR LE MOT RENCONTRE AU LIEU DE CHAPITRE
1714 %   Sans saut de ligne
1715 %   (modification du code qui se trouve dans la FAQ)
1716 %%%%%%%%%%%%%%%%%%%%%%%%%%%%%%%%%%%%%%%%%%%%%%%%%%%%%%%%%%%%%%%%%%%%%%%%%
1717 \makeatletter
1718 \def\@makechapterhead#1{%
1719   \vspace*{10\p@}%
1720   {\parindent \z@ \raggedleft \normalfont
1721     \interlinepenalty\@M
1722     \ifnum \c@secnumdepth >\m@ne
1723       \Huge\bfseries\sffamily Rencontre \thechapter\%\quad
1724       \fi
1725     \Huge\bfseries\sffamily #1\par\nobreak
1726     \vskip 10\p@
1727   }}
1728 \def\@makeschapterhead#1{%
1729   \vspace*{10\p@}%
1730   {\parindent \z@ \raggedright \normalfont
1731     \interlinepenalty\@M
1732     \Huge \sffamily #1\par\nobreak
1733     \vskip 10\p@
1734   }} \makeatother

```

We define an environment (`pageUn`) for the block placed at the beginning of a chapter. This block contains a minitoc, then a sequence of informations given by the 6 parameters of the environment. The block uses a `multicols` environment to typeset on two columns. Some decorations are added: rules, colored background for the minitoc.


```

1735 %%%%%%%%%%%%%%%%%%%%%%%%%%%%%%%%%%%%%%%%%%%%%%%%%%%%%%%%%%
1736 %: ENVIRONNEMENT POUR LA PAGE 1 DES RENCONTRES
1737 %%%%%%%%%%%%%%%%%%%%%%%%%%%%%%%%%%%%%%%%%%%%%%%%%%%%%%%%%%
1738 % param1: date de la rencontre
1739 % param2: nombre de périodes
1740 % param3: liste des documents distribués
1741 % param4: messages
1742 % param5: lecture
1743 % param6: exercices
1744 %%%%%%%%%%%%%%%%%%%%%%%%%%%%%%%%%%%%%%%%%%%%%%%%%%%%%%%%%%
1745 \newenvironment{pageUn}[6]{%
1746 \parindent = 0.0in
1747 \rule{\linewidth}{1pt}
1748 \begin{multicols}{2}
1749     {\large \bfseries Math. pour médecine nucléaire\\
1750     \textit{(#2)}}
1751     \vfill\columnbreak
1752     \raggedleft\bfseries Automne 2003\\
1753     #1
1754 \end{multicols}
1755 \vspace{-18pt}
1756 \rule{\linewidth}{1pt}
1757
1758 \setlength{\columnseprule}{.3pt}
1759 \setlength{\columnsep}{1cm}
1760 \begin{multicols}{2}%
1761
1762 %: TABLE DES MATIÈRES (col. gauche)
1763 \colorbox{cmyk}{.1,0,0,0}{%
1764     \parbox{\linewidth}{%
1765         \setcounter{minitocdepth}{3}%
1766         \minitoc%
1767     }}
1768 %\vfill \columnbreak ~ \vfill
1769
1770 \mtcskip
1771
1772 %: DOCUMENTS DISTRIBUÉS (début col. droite)
1773
1774 {\large \bfseries Documents distribués}
1775 \begin{itemize} \renewcommand{\labelitemi}{$\star$} #3 \end{itemize}
1776
1777 %: MESSAGES AUX ÉTUDIANTS
1778
1779 \vspace{12pt}{\large \bfseries Messages}
1780 \begin{itemize} \renewcommand{\labelitemi}{$\star$} #4 \end{itemize}
1781
1782 %: LECTURE
1783 \vspace{12pt}{\large \bfseries Lecture}\vspace{-6pt} \par#5 \par
1784
1785 % EXERCICES
1786 \vspace{12pt}{\large \bfseries Exercices}\vspace{-6pt}\par#6\par
1787
1788 %\newpage

```

```

1789 \end{multicols}%
1790 }
1791 %{\newpage}
1792 {\hrule}
1793
1794 %\renewcommand{\baselinestretch}{1.2} %interligne
1795
1796 %\pagestyle{empty} %pas de # de page
1797 %\parindent = 0.0in
1798 \parskip = 0.1in
1799
1800 %%%%%%%%%%%
1801 %: REDÉFINIR LES SECTIONS
1802 %%%%%%%%%%%
1803 \renewcommand{\thesection}{\Alph{section}}
1804 %\renewcommand{\thesection}{\thechapter-\Alph{section}}
1805

```

The body of the document:

```

1806 %%%%%%%%%%%
1807 %: BEGIN
1808 %%%%%%%%%%%
1809 \begin{document}
1810 \dominitoc
1811 \faketableofcontents
1812 \chapter{Première étape (début)}
1813 %\minitoc
1814 \begin{pageUn}
1815     {%1      Date du cours
1816             lundi 25 août
1817             }
1818     {%2      Durée du cours
1819             2 périodes
1820             }
1821     {%3      Liste des documents à distribuer
1822             \item Plan de cours
1823             \item Fiche d'identification
1824             \item Grille horaire
1825             \item Feuilles d'exercices supplémentaires
1826             }
1827     {%4      Ne pas oublier
1828             \item Acheter le livre de référence
1829             \item Apporter une disquette
1830             }
1831     {%5      Lecture
1832             Lire les pages ppp à ppp et ppp à ppp
1833             }
1834     {%6      Exercice
1835             Faire les exercices nnn de la page ppp
1836             }
1837 \end{pageUn}
1838

```

```

1839 %%%%%%%%%%
1840 \section{Titre de la section}
1841 %%%%%%%%%%
1842
1843 Texte dans la section
1844
1845 %%
1846 \subsection{Une sous-section}
1847 %%
1848 Bla bla bla
1849
1850 %%
1851 \subsection{Une autre sous-section}
1852 %%
1853 Bla bla bla
1854
1855
1856 %%%%%%%%%%
1857 \section{Titre d'une autre section}
1858 %%%%%%%%%%
1859
1860 Texte dans la section
1861
1862 %%
1863 \subsection{Une sous-section}
1864 %%
1865 Bla bla bla
1866
1867 %%
1868 \subsection{Une autre sous-section}
1869 %%
1870 Bla bla bla
1871
1872
1873 %%%%%%%%%%
1874 \section{Encore une autre section}
1875 %%%%%%%%%%
1876
1877 Texte dans la section
1878
1879 \end{document}
1880 </bo>

```

4.17 The hop.tex document file

This document shows the use of the minitoc package in a document of class scrbook.

```

1881 < *hop>
1882 \documentclass[12pt]{scrbook}
1883 \usepackage{lipsum}

```

```

1884 \usepackage[hints,listfiles]{minitoc}
1885 \begin{document}

```

We prepare the minitocs and the minilofs, we print the TOC but not the LOF (while the LOF file is prepared):

```

1886 \dominitoc
1887 \dominilof
1888 \tableofcontents
1889 \fakelistoffigures

```

A starred part with its entry in the TOC:

```

1890 \part*{Part 1: Strategic Marketing}
1891 \mtcaddpart[Part 1: Strategic Marketing]

```

Then two chapters with their minitocs and minitocs:

```

1892 \chapter{Chapter 1}
1893 \minitoc
1894 \minilof
1895 \section{Section one of first chapter}
1896 \lipsum[1]
1897 \begin{figure}
1898     \centering
1899     Test
1900     \caption{Picture one of first chapter}
1901 \end{figure}
1902
1903 \section{Section two of first chapter}
1904 \lipsum[2]
1905 \begin{figure}
1906     \centering
1907     Test
1908     \caption{Picture two of first chapter}
1909 \end{figure}
1910
1911 \chapter{Chapter 2}
1912 \minitoc \minilof
1913
1914 \section{Section one of second chapter}
1915 \lipsum[3]
1916 \begin{figure}
1917     \centering
1918     Test
1919     \caption{Picture one of second chapter}
1920 \end{figure}
1921 \cleardoublepage
1922 \section{Section two of second chapter}
1923 \lipsum[4]
1924 \begin{figure}
1925     \centering

```

```

1926 Test
1927 \caption{Picture two of second chapter}
1928 \end{figure}
1929 \end{document}
1930 </hop>

```

4.18 The cri.tex document file

This document shows the use of the minitoc package in a document with a starred part and starred chapters. Note the use of the adjustment commands. This example is not commented: follow the insertion of the mini-tables in the cri.log file.

```

1931 < *cri>
1932 \documentclass[12pt,a4paper]%
1933 {book}
1934 \usepackage[francais]{babel}
1935 \usepackage[T1]{fontenc}
1936 \usepackage[latin1]{inputenc}
1937 \usepackage[french2,tight,listfiles]%
1938 {minitoc}
1939
1940 \setcounter{parttocdepth}{2}
1941
1942 \begin{document}
1943 \doparttoc
1944 \dominitoc
1945 \tableofcontents
1946 \part*{Présentation générale}
1947 \mtcaddpart[Présentation générale]
1948 \adjustptc[-2]
1949 \parttoc
1950
1951 Texte de la
1952 présentation générale\ldots
1953
1954 \chapter*{Les auteurs}

```

```

1955 \mtcaddchapter[Les auteurs]
1956 Présentation des auteurs\ldots
1957
1958 \chapter*{Les lecteurs}
1959 \mtcaddchapter[Les lecteurs]
1960 Présentation des lecteurs\ldots
1961
1962 \part{Première partie}
1963 \parttoc
1964 \chapter*{Introduction}
1965 \mtcaddchapter[Introduction]
1966 \chapter{Premier chapitre}
1967 \minitoc
1968 \section{Première section~A}
1969 \section{Deuxième section~A}
1970 \chapter{Deuxième chapitre}
1971 \minitoc
1972 \section{Première section~B}
1973 \section{Deuxième section~B}
1974
1975 \part{Deuxième partie}
1976 \parttoc
1977 \chapter{Premier chapitre}
1978 \minitoc
1979 \section{Première section~C}
1980 \section{Deuxième section~C}
1981 \chapter{Deuxième chapitre}
1982 \minitoc
1983 \section{Première section~D}
1984 \section{Deuxième section~D}
1985 \end{document}
1986 </cri>

```

4.19 The livre.tex document file

This document shows the use of the minitoc package in a document of book class, with customized TOC and minitocs.

```

1987 <*\livre>
1988 \documentclass[10pt,twoside,openright]{book}

```

First, we want that empty pages be really empty, without page number nor headers, so we redefine `\cleardoublepage`:

```

1989 \makeatletter
1990 \def\ps@chapterverso{\ps@empty}%
1991 \def\cleardoublepage{\clearpage
1992   \if@twoside
1993     \ifodd\c@page\else
1994       \null\thispagestyle{chapterverso}\newpage
1995     \if@twocolumn\null\newpage\fi
1996   \fi
1997   \fi
1998 }%
1999 \def\ps@chapterverso{\ps@empty}%
2000 \makeatother

```

We define the encodings, for input and output, because the document is in french and uses accented letters:

```

2001 \usepackage[latin1]{inputenc}
2002 \usepackage[TS1,T1]{fontenc}

```

We load two packages, `tocloft` [202], to customize the TOC and the minitocs, and `sectsty` [150], to customize the sectionning commands:

```

2003 \usepackage{tocloft}
2004 \usepackage{sectsty}

```

We load the `minitoc` package then some complementary local packages for the french language:

```

2005 \usepackage[french,undotted,tight,listfiles]{minitoc}
2006 \usepackage[english,français]{babel}
2007 \usepackage{franc,frnew}
2008 \usepackage{mypatches}
2009 \providecommand{\fup}{\textsuperscript}

```

We make some customizations: indentation for the subsection entries in the TOC and the minitocs, depth of the TOC, numerotation depth, depth of the minitocs, some fonts:

```

2010 \addtolength{\cftsubsecindent}{1em} % for tocloft
2011 \setcounter{tocdepth}{3}
2012 \setcounter{secnumdepth}{1}
2013 \setcounter{minitocdepth}{4}
2014 \chapterfont{\huge\bfseries\sffamily} % for sectsty
2015 \renewcommand{\thesection}{\arabic{section}}
2016 \sectionfont{\Large} % for sectsty

```

Some informations for the title page:

```
2017 \title{Systèmes d'occultation}
2018 \author{Laurent~\textsc{Bloch}}
```

And the document body⁴:

```
2019 \begin{document}
2020
2021 \maketitle
2022
2023 \dominitoc
2024 \tableofcontents
2025
2026 \chapter{Définition et contrôle du travail à~faire}
2027 \label{chap+controle}
2028 \minitoc
2029
2030 \section{Le modèle de la grande industrie et le taylorisme}%
2031 \index{taylorisme}
2032 C'est au \textsc{XVIII}\fup{e} siècle que la vision du travail comme
2033 marchandise est vraiment devenue dominante, pour s'imposer au
2034 \textsc{XIX}\fup{e} siècle dans l'organisation type de la grande usine
2035 industrielle.
2036
2037 \subsection*{Après l'usine, le centre d'appel}\index{centre d'appel}
2038 \addcontentsline{toc}{subsection}{Après l'usine, le centre d'appel}
2039 Aujourd'hui le taylorisme\index{taylorisme} au sens
2040 strict est en déclin parce qu'il n'est plus guère adapté aux
2041 besoins de la production industrielle contemporaine non plus qu'aux
2042 nouvelles normes de comportement individuel et collectif.
2043
2044 \section{Tout travail émet de la pensée}
2045 Le travail a vocation à~produire du sens, pour son auteur comme pour
2046 son destinataire.
2047
2048 \section{Théorie et pratique de la commande publique}
2049 En France, les prestations de service commandées par les
2050 services publics à~des entreprises font l'objet de contrôles
2051 de leur bonne réalisation selon des procédures et des règles
2052 qui sont des cas particuliers d'un ensemble plus vaste, la
2053 réglementation des marchés publics de l'État, dont nous
2054 allons donner ci-dessous une brève description.
2055
2056 \subsection{Réglementation des marchés publics}
2057 Le dispositif juridique, réglementaire et comptable qui encadre les
2058 actes contractuels de la puissance publique en France est très~[...]
2059
2060 \subsubsection{Premier principe: séparation de l'ordonnateur et du comptable}
2061 Le premier élément du dispositif est le principe de
2062 séparation de l'ordonnateur et du comptable. Il a été
```

⁴ The text has been shortened, so there is an undefined reference.

2063 instauré en 1319 par l'ordonnance portant création de la~[...]
 2064
 2065 \subsubsection{Second principe: contrôle \emph{a~priori}}
 2066 Le second élément du dispositif est le principe du contrôle
 2067 \emph{a~priori}. Lorsque le directeur de l'organisme public
 2068 de recherche pris ici comme exemple (l'ordonnateur) décide~[...]
 2069
 2070 \subsubsection{Le Code des Marchés Publics}
 2071 Le troisième pilier de la commande publique est le Code des Marchés
 2072 Publics (CMP), qui régit tous les contrats, conclus par des organismes
 2073 publics ou des collectivités territoriales, dont le montant excède un~[...]
 2074
 2075 \subsection{La pratique des marchés publics}
 2076 Lorsque l'administration française fait réaliser un système
 2077 informatique par un prestataire, elle est en position de maître
 2078 d'ouvrage\index{maîtrise d'ouvrage}. Elle rédige (ou fait rédiger) un
 2079 cahier des charges\index{cahier des charges} qui décrit les
 2080 spécifications du système à~réaliser. Ce cahier des charges constitue~[...]
 2081
 2082 \subsection{Quels sont les services publics «~rentables~»?}
 2083 Pour parler comme les informaticiens, nous pouvons identifier un
 2084 « effet de bord », c'est-à-dire une conséquence non intentionnelle de
 2085 la réglementation des marchés publics: les administrations ne disposent
 2086 d'aucun moyen pour envisager la notion d'investissement. Le~[...]
 2087
 2088 \section{Projet et cahier des charges}\index{cahier des charges}
 2089 Jean-Pierre~\textsc{Boutinet} nous guidera ici pour ce qui concerne
 2090 l'histoire de la notion de~[...]
 2091
 2092 \subsection{La frontière entre conception et fabrication}
 2093 La vision classique de la conduite d'un projet informatique de gestion
 2094 est la suivante: le maître d'ouvrage\index{maîtrise d'ouvrage}~[...]
 2095
 2096 \subsection{Bâtiment, mécanique, programmation}
 2097
 2098 Nous y reviendrons au chapitre~\ref{chap+travail}, mais nous savons
 2099 déjà que la mise en {\oe}uvre de l'informatique s'est beaucoup
 2100 inspirée des procédures de travail les plus élaborées du
 2101 \textsc{XX}\fup{e}~siècle~[...]
 2102
 2103 \chapter{Le travail informatique}
 2104 \minitoc
 2105
 2106 \section{De la nature de l'informatique}
 2107
 2108 \subsection{Premières croyances}\label{sub+premcroyances}
 2109 Les premiers ordinateurs, qui entrèrent en fonction à~l'extrême fin
 2110 des années 1940 et durant les années 1950, étaient consacrés à~des
 2111 travaux militaires ou scientifiques puisque, à~cette époque,
 2112 on pensait~[...]
 2113
 2114 \subsection{Comment l'informatique diffère des mathématiques}
 2115 J'aimerai à~l'occasion de cette analyse attirer l'attention du
 2116 lecteur sur une question qui est une source constante de malentendus


```

2117 au sujet de la programmation.
2118
2119 \subsubsection{Les preuves de programme}
2120 L'écriture de programmes informatiques obéit à~de tout autres
2121 principes. Il convient de préciser cette affirmation pour la
2122 préserver~[...]
2123
2124 \section{Programmation dans le monde réel}
2125 \subsection{La vraie nature de la programmation des ordinateurs}
2126
2127 Alors, comment s'écrivent les programmes informatiques? Et
2128 d'ailleurs, qu'est-ce qu'une erreur\index{erreur} de programmation?
2129 Ces questions sont liées et elles sont, bien sûr, au c\oe\ur de notre
2130 préoccupation.
2131
2132 \subsection{Méthodes de programmation}
2133 Un processeur quelconque est caractérisé par le jeu des actions
2134 élémentaires qu'il est capable d'effectuer. Ces actions élémentaires
2135 sont appelées les \emph{primitives} du processeur, ou, si le
2136 processeur est une machine, les «~instructions machine~». Un~[...]
2137
2138 \subsection{Méthodes de construction de programmes}
2139 Nous avons décrit ci-dessus le processus élémentaire de la
2140 programmation, celui qui consiste à~écrire les instructions ou les
2141 expressions qui vont composer un programme.
2142
2143 \subsubsection{La programmation structurée}
2144 Le premier courant de pensée qui associa la recherche d'une syntaxe
2145 claire et expressive à~une organisation logique et commode des unités
2146 de programme fut la \emph{programmation
2147 structurée}\index{programmation!structurée} des années 1970, dont~[...]
2148
2149 \subsubsection{La programmation par objets}
2150 Après la programmation structurée vint un autre courant significatif:
2151 la programmation par objets\index{programmation!par objets}, inventée
2152 en Norvège à~la fin des années 1960 par l'équipe de~[...]
2153
2154 \subsubsection{Excès dans la pensée}
2155 Il y a eu beaucoup de verbiage autour de l'aptitude supposée du
2156 modèle~[...]
2157 \end{document}
2158 </livre>

```

4.20 The ch0.tex document file

This document shows the use of the minitoc package in a document using a starred first chapter, inducing the “Chapter Zero” problem.

```

2159 <*ch0>
2160 \documentclass[12pt,a4paper]{report}

```

```

2161 \usepackage[tight,english,listfiles]{minitoc}
2162 \begin{document}
2163 \dominitoc
2164 \tableofcontents

```

The first chapter is starred, but contains real numbered sections. We add an entry in the TOC for this chapter and see that its sections are using “0” as chapter number:

```

2165 \chapter*{Chapter One (starred)}
2166 \mtcaddchapter[Fake chapter one]
2167 \minitoc
2168 \section{Chap 1, section 1}
2169 That's right, folks -- we're close to the release of Firefox and
2170 Thunderbird 1.0 and, just like our last 1.0 release, we want to organize
2171 worldwide parties to celebrate.
2172
2173 Thanks to Dominik 'Aeneas' Schnitzer, we have an all-new and improved
2174 Mozilla Party Webtool 2.0. You can create your own party, or sign up for
2175 one already in progress -- and, in an improvement on Webtool 1.0,
2176 organizers can now edit and update party details. The tool allows you to
2177 organize a celebration in any of 243 countries, principalities,
2178 dominions and islands around the world. Never let it be said that we do
2179 things by halves around here.
2180
2181 \subsection{Chap 1, section 1, subsection 1}
2182 That's right, folks -- we're close to the release of Firefox and
2183 Thunderbird 1.0 and, just like our last 1.0 release, we want to organize
2184 worldwide parties to celebrate.
2185
2186 Thanks to Dominik 'Aeneas' Schnitzer, we have an all-new and improved
2187 Mozilla Party Webtool 2.0. You can create your own party, or sign up for
2188 one already in progress -- and, in an improvement on Webtool 1.0,
2189 organizers can now edit and update party details. The tool allows you to
2190 organize a celebration in any of 243 countries, principalities,
2191 dominions and islands around the world. Never let it be said that we do
2192 things by halves around here.

```

The second chapter is normal:

```

2193 \chapter{Chapter Two (numbered one)}
2194 \minitoc
2195 \section{Chapter 2, section 1}
2196 That's right, folks -- we're close to the release of Firefox and
2197 Thunderbird 1.0 and, just like our last 1.0 release, we want to organize
2198 worldwide parties to celebrate.
2199
2200 Thanks to Dominik 'Aeneas' Schnitzer, we have an all-new and improved
2201 Mozilla Party Webtool 2.0. You can create your own party, or sign up for
2202 one already in progress -- and, in an improvement on Webtool 1.0,
2203 organizers can now edit and update party details. The tool allows you to
2204 organize a celebration in any of 243 countries, principalities,
2205 dominions and islands around the world. Never let it be said that we do
2206 things by halves around here.

```

```
2207 \end{document}
2208 </ch0>
```

4.21 The `tlc.tex` document file

This document shows the use of the `minitoc` package in a document of the `article` class. It is the example of [156, page 58], modernized.

```
2209 <*tlc>
2210 \documentclass{article}
```

Dimensions of the text on the page:

```
2211 \setlength{\textwidth}{%
2212     {124.20126pt}
2213 \setlength{\textheight}{%
2214     {19\baselineskip}}
```

We load the `minitoc` package and set some parameters (indentation, base font and depth) for the `secttocs`:

```
2215 \usepackage[listfiles]{minitoc}
2216 \setlength{\stcindent}{0pt}
2217 \mtcsetfont{secttoc}{*}%
2218     {\footnotesize}
2219 \mtcsetdepth{secttoc}{3}
```

We prepare the `secttocs`, without title, and the table of contents which is not printed:

```
2220 \begin{document}
2221 \dosecttoc[e]
2222 \faketableofcontents
2223
2224 \section{Afghanistan}
2225 \secttoc
2226 \subsection{Geography}
2227 \subsubsection{Total area}
2228     647,500 km2
2229 \subsubsection{Land area}
2230     647,500 km2
2231 \subsection{History} \ldots
2232
2233 \section{Albania}
2234 \secttoc
2235 \subsection{Geography}
2236 \subsubsection{Total area}
2237     28,750 km2
2238 \subsubsection{Land area}
2239     27,400 km2
2240 \subsection{History} \ldots
2241 \end{document}
2242 </tlc>
```

4.22 The `mu.tex` document file

This document shows the use of the `minitoc` package in a document, the `minitoc` being inserted in the text with the `wrapfig` package [6].

```
2243 <*mu>
2244 \documentclass[12pt]{book}
2245 \usepackage[tight,listfiles]{minitoc}
2246 \setlength{\mtcindent}{0pt}
2247 \usepackage{wrapfig}
2248 \newcommand{\LangSig}[1]{\textsc{[#1]}} % smallcaps
2249 \begin{document}
```

```

2250 \dominitoc
2251 \tableofcontents

```

A chapter, with its minitoc set in a minipage, included in a wrapfigure environment on the half of the text width, with some vertical adjustments:

```

2252 \chapter{Mulspren}\label{chapter+mulspre}
2253 \begin{wrapfigure}{r}{0.5\linewidth}
2254 \begin{minipage}{\linewidth}
2255 \vspace{-2.\baselineskip}
2256 \minitoc
2257 \vspace{-1.\baselineskip}
2258 \end{minipage}
2259 \end{wrapfigure}

```

The remaining of the text:

```

2260 The previous chapter examined many end-user programming environments
2261 and found that most contain cognitive programming gulfs.
2262 These gulfs were often created when programming environments used
2263 multiple notations, and could manifest themselves in a variety of
2264 usability problems, ranging from users being unable to understand
2265 a program representation, to not wanting to execute their programs.
2266 Conversely, the previous chapter also found circumstances where multiple
2267 notations helped users understand programs.
2268 It concluded that there was a place for multiple notation programming
2269 environments, but developers had to be very careful to avoid creating
2270 programming gulfs.
2271 It concluded that there was a place for multiple notation programming
2272 environments, but developers had to be very careful to avoid creating
2273 programming gulfs.
2274
2275 This chapter introduces our programming environment, Mulspren.
2276 Mulspren was designed to avoid these gulfs and gain the potential
2277 benefits of multiple notations.
2278 Users program using two notations, one similar to English and one
2279 similar to conventional code.
2280 Changes in one notation are immediately reflected in the other notation,
2281 and users can move rapidly and seamlessly between the notations.
2282 This is programming using dual notations.
2283 When the program is executed, both notations are animated.
2284 Mulspren's language signature is \LangSig{Re/Wr/Wa + Re/Wr/Wa + Wa}.
2285
2286 Papers describing Mulspren have been published in~\cite{Wright02-2}
2287 and~\cite{Wright03-3}.
2288
2289 \section{section 1}
2290 \section{section 2 bla bla bla bla bla bla bla bla bla bla}
2291 bla bla bla bla bla bla bla bla bla}
2292 \section{section 3}
2293 \section{section 4}
2294 \section{section 5 bla bla bla bla bla bla bla bla bla bla}
2295 bla bla bla bla bla}

```

I tried to find some articles of the net to fill the citations:

```

2296 \begin{thebibliography}{1}
2297 \bibitem{Wright02-2}
2298 Tim Wright and Andy Cockburn.
2299 \newblock Mulspre: a multiple language simulation programming
2300 environment.
2301 \newblock In {\em HCC '02: Proceedings of the IEEE 2002 Symposia
2302 on Human Centric Computing Languages and Environments (HCC'02)},
2303 page 101, Washington, DC, USA, 2002. IEEE Computer Society.
2304
2305 \bibitem{Wright03-3}
2306 Tim Wright and Andy Cockburn.
2307 \newblock Evaluation of two textual programming notations for children.
2308 \newblock In {\em AUIC '05: Proceedings of the Sixth Australasian
2309 conference on User interface}, pages 55--62, Darlinghurst, Australia,
2310 Australia, 2005.
2311 Australian Computer Society, Inc.
2312 \end{thebibliography}
2313 \end{document}
2314 \mu

```

4.23 The hir.tex document file

This document shows the use of the minitoc package in a document where the entries for some tables must be hidden in the main list of tables. The document uses the report class.

```

2315 \*hir
2316 \documentclass[a4paper]{report}
2317 \usepackage{lipsum}
2318 \usepackage%
2319 [tight,listfiles]{minitoc}
2320 \dominilot
2321 \begin{document}
2322 \listoftables
2323 \chapter{First chapter}
2324 \minilot
2325 \lipsum[1]
2326 \begin{table}[hb]
2327 \caption{My first visible table}
2328 \end{table}
2329 \lipsum[2]
2330 \begin{table}[ht]
2331 \caption{A second visible table}
2332 \end{table}
2333 \lipsum[3]

```

For the *first* hidden table, we add `\mtchideinmainlot` *before* its caption:

```

2334 \begin{table}[hb]
2335 \mtchideinmainlot
2336 \caption{My first hidden table}
2337 \end{table}
2338 \lipsum[4-6]
2339 \begin{table}[ht]
2340 \caption{A second hidden table}
2341 \end{table}
2342 \lipsum[7]
2343 \chapter{Second chapter}
2344 \minilot
2345 \lipsum[8]

```

For the *last* hidden table, we add `\endmtchideinmainlot` *after* its caption:

```

2346 \begin{table}[hb]
2347 \caption{My last hidden table}
2348 \endmtchideinmainlot
2349 \end{table}

```

<pre> 2350 \lipsum[9] 2351 \begin{table}[ht] 2352 \caption{A third visible table} 2353 \end{table} 2354 \lipsum[10] 2355 \begin{table}[hb] </pre>	<pre> 2356 \caption{A fourth visible table} 2357 \end{table} 2358 \lipsum[11] 2359 \end{document} 2360 \hr </pre>
---	---

4.24 The hia.tex document file

This document shows the use of the minitoc package in a document where the entries for some tables must be hidden in the main list of tables. The document uses the article class.

```

2361 < *hia>
2362 \documentclass[a4paper]{article}
2363 \usepackage{lipsum}
2364 \usepackage%
2365   [tight,insection,listfiles]%
2366   {minitoc}
2367 \dosectlot
2368 \begin{document}
2369 \listoftables
2370 \section{First section}
2371 \sectlot
2372 \lipsum[1]
2373 \begin{table}[hb]
2374 \caption{My first visible table}
2375 \end{table}
2376 \lipsum[2]
2377 \begin{table}[ht]
2378 \caption{A second visible table}
2379 \end{table}
2380 \lipsum[3]

```

For the *first* hidden table, we add `\mtchideinmainlot` *before* its caption:

```

2381 \begin{table}[hb]
2382 \mtchideinmainlot
2383 \caption{My first hidden table}
2384 \end{table}
2385 \lipsum[4-6]
2386 \begin{table}[ht]
2387 \caption{A second hidden table}
2388 \end{table}
2389 \lipsum[7]
2390 \section{Second section}
2391 \sectlot
2392 \lipsum[8]

```

For the *last* hidden table, we add `\endmtchideinmainlot` *after* its caption:

```

2393 \begin{table}[hb]
2394 \caption{My last hidden table}
2395 \endmtchideinmainlot
2396 \end{table}
2397 \lipsum[9]
2398 \begin{table}[ht]
2399 \caption{A third visible table}
2400 \end{table}
2401 \lipsum[10]
2402 \begin{table}[hb]
2403 \caption{A fourth visible table}
2404 \end{table}
2405 \lipsum[11]
2406 \end{document}
2407 < /hia>

```

Chapter 5

Messages

Contents

5.1	Messages from the <code>minitoc</code> package	136
5.1.1	Informative messages	136
5.1.1.1	Informative messages for hints	144
5.1.2	Warning messages	147
5.1.2.1	Warning messages for hints	151
5.1.3	Error messages	167
5.2	Messages from the <code>mtcoff</code> package	178
5.2.1	Warning messages	178
5.3	Message from the <code>mtcpatchmem</code> package	180

This chapter lists and comments the messages given by the `minitoc`, `mtcoff` and `mtcpatchmem` packages¹.

- The first line of each message contains usually the name of the package and an unique identifier (this identifier may be useful to search in this chapter of the documentation, but has no special meaning, except the leading letter: I for informative, W for warning, and E for error).
- Informative messages are written only in the `document.log` file; the prefix is F for the warning messages from the `mtcoff` package and M for the informative message from the `mtcpatchmem` package.
- Warning messages are shown on the screen (but often too quickly to be seen, because normally \LaTeX does not stop for warnings) and written in the `document.log` file.
- Error messages are shown on the screen and written in the `document.log` file, but \LaTeX stops, so you can ask for help by typing “h”.

¹ The texts of the messages given in this chapter may slightly differ from the real text, because some messages contain some variable elements and the layout may differ.

- In this chapter, some words in the messages are typeset in italic characters; they represent the variable parts of the message:
 - *ARG1* The first argument of the command.
 - *ARG2* The second argument of the command.
 - *ARG3* The third argument of the command.
 - *CLASS* The name of the class of your document.
 - *counter* The name of a \LaTeX counter.
 - *document* The name of your document, without its `.tex` extension.
 - *extension* The extension part of the name of a file.
 - *file* The name of a file (often a minitoc auxiliary file, the `document.toc` file, the `document.lof` file, or the `document.lot` file).
 - *internal_name* The name of an internal macro redefined by a `\mtcset...` command.
 - *LANGUAGE* The name of the language (for `\mtcselectlanguage`).
 - *LINE* The number of the line in the source file.
 - *macro* The name of a minitoc font command redefined by `\mtcsetfont`.
 - *new_title* The new value of a title redefined by `\mtcsettitle`.
 - *NUMBER* The number of mini-tables of the given type in your document (when you are using short extensions and that number is greater than 99).
 - *PREPARATION* The name of a minitoc preparation command.
 - *sequence* A sequence of commands used to redefine an internal macro via a `\mtcset...` command.
 - *value* The new value of a counter.

5.1 Messages from the minitoc package

5.1.1 Informative messages

Package: minitoc 2006/07/20 v46 Package minitoc (JPFD)

This is the announce message of the minitoc package, with its name, date and version. “JPFD” are my initials. This message has no identifier because it is emitted by `\ProvidesPackage`.

```
Package minitoc Info: <I0001>
(minitoc)           *** minitoc package, version 46 ***.
```

Remember the version of the package.

```
Package minitoc Info: <I0002>
(minitoc)           Autoconfiguration of extensions.
```

The minitoc package tries to determine if short or long extensions for file names are used by the operating system.

```
Package minitoc Info: <I0003>
(minitoc)           chapter level macros available.
```

The `\chapter` sectionning command is available, so you can use the mini-table commands at the chapter level, but *not* the mini-table commands at the section level.

```
Package minitoc Info: <I0004>
(minitoc)           chapter level macros NOT available.
```

The `\chapter` sectionning command is *not* available, so you cannot use the mini-table commands at the chapter level, but, if the `\section` sectionning command is available, you can use mini-table commands at the section level.

```
Package minitoc Info: <I0005>
(minitoc)           compatible with hyperref.
```

This version of minitoc is compatible with the hyperref package.

```
Package minitoc Info: <I0006>
(minitoc)           document.extension is empty on input line LINE.
```

The auxiliary file for a mini-table is found empty (or inexistent) when minitoc tries to insert it. If the `checkfiles` option is active, it is skipped.

```
Package minitoc Info: <I0007>
(minitoc)           Horizontal rules are activated
(minitoc)           for the ARGIs on input line LINE.
```

The horizontal rules will be present in the mini-tables of type *ARGI*.

```
Package minitoc Info: <I0008>
(minitoc)           Horizontal rules are inhibited
(minitoc)           for the ARGIs on input line LINE.
```

The horizontal rules will be omitted in the mini-tables of type *ARGI*.

```
Package minitoc Info: <I0009>
(minitoc)           Listing minitoc auxiliary files
(minitoc)           Creating the document.maf file.
```

You have used the `listfiles` package option. A list of the minitoc auxiliary files is written in the *document.maf* file. It may be helpful to delete these files. See section 1.7 on page 48.

```
Package minitoc Info: <I0010>
Package minitoc Info: The LANGUAGE language is selected.
(minitoc)           on input line LINE.
```

The *LANGUAGE.mld* file has been successfully loaded for the *LANGUAGE* language² by the `\mtcselectlanguage` command at line *LINE*. The titles for the mini-tables are changed.

² The *english.mld* file is always loaded first, to have english as default language.

```
Package minitoc Info: <I0011>
(minitoc)           LANGUAGE language object selected.
(minitoc)           on input line LINE.
```

The `\mtcselectlanguage` macro has successfully (indirectly) loaded the `LANGUAGE.mlo` minitoc object file.

```
Package minitoc Info: <I0012>
(minitoc)           Long extensions (Unix-like) will be used.
```

The autoconfiguration has detected that your operating system is able to use long extensions; this will be the default.

```
Package minitoc Info: <I0013>
(minitoc)           \mtcsetdepth redefines the counter
(minitoc)           "counter" as "value" on input line LINE.
```

The `\mtcsetdepth` macro changes the value of the specified depth counter and forces it to *value*.

```
Package minitoc Info: <I0014>
(minitoc)           \mtcsetfeature redefines the macro
(minitoc)           "\internal_name" as
(minitoc)           "\sequence" on input line LINE.
```

The `\mtcsetfeature` macro has redefined the internal macro *internal_name* with the given *sequence*.

```
Package minitoc Info: <I0015>
(minitoc)           \mtcsetfont redefines the macro
(minitoc)           "macro" as "sequence" on input line LINE.
```

The `\mtcsetfont` command redefines the (old style) *macro* by the given *sequence* of font commands.

```

Package minitoc Info: <I0016>
(minitoc)           \mtcsetformat redefines the macro
(minitoc)           "\internal_name" as "ARG3" on input line LINE.

```

The macro `\mtcsetformat` redefines an internal macro with the value given by its third argument.

```

Package minitoc Info: <I0017>
(minitoc)           \mtcsettitle redefines the macro
(minitoc)           "internal_name" as
(minitoc)           "new_title" on input line LINE.

```

A mini-table title is redefined via the `\mtcsettitle` macro.

```

Package minitoc Info: <I0018>
(minitoc)           \mtcsettitlefont redefines the macro
(minitoc)           "\internal_name" as
(minitoc)           "sequence" on input line LINE.

```

The `\mtcsettitlefont` macro redefines the (old style) `\internal_name` macro which the given sequence *sequence*.

```

Package minitoc(hints) Info: <I0019>
(minitoc(hints))    No hints have been written
(minitoc(hints))    in the document.log file.

```

The hints package option has detected no potential problem.

```

Package minitoc Info: <I0020>
(minitoc)           old version of the memoir class.

```

The version of the memoir class is old. The minitoc package does not need to patch it.

```

Package minitoc Info: <I0021>
(minitoc)           Page numbers are activated
(minitoc)           for the ARGIs on input line LINE.

```

The page numbers will be present in the mini-tables of type *ARGI*.

```

Package minitoc Info: <I0022>
(minitoc)           Page numbers are inhibited
(minitoc)           for the ARGIs on input line LINE.

```

The page numbers will be omitted in the mini-tables of type *ARGI*.

```

Package minitoc Info: <I0023>
(minitoc)           part level macros available.

```

The `\part` sectioning command is available, so you can use the mini-table commands at the part level.

```

Package minitoc Info: <I0024>
(minitoc)           PREPARING MINITOCs FROM file on input line LINE.

```

A `\dominitoc` command prepares the minitoc auxiliary files for minitocs from *file*.

```

Package minitoc Info: <I0025>
(minitoc)           PREPARING PARTTOCS FROM file on input line LINE.

```

A `\doparttoc` command prepares the parttoc auxiliary files for parttocs from *file*.

```

Package minitoc Info: <I0026>
(minitoc)           PREPARING SECTTOCS FROM file on input line LINE.

```

A `\dosecttoc` command prepares the secttoc auxiliary files for secttocs from *file*.

```
Package minitoc Info: <I0027>
(minitoc)             recent version of the memoir class.
```

The version of the memoir class is recent. The minitoc package will try to patch it.

```
Package minitoc Info: <I0028>
(minitoc)             section level macros available.
```

The `\section` sectionning command is available but the `\chapter` sectionning command is *not* available, so you can use the mini-table commands at the section level.

```
Package minitoc Info: <I0029>
(minitoc)             section level macros NOT available.
```

The `\section` sectionning command is not defined (by the document class), so the section level commands of the minitoc package are not available.

```
Package minitoc Info: <I0030>
(minitoc)             the memoir class is loaded:
(minitoc)             compatibility attempted.
```

The memoir document class is used. The minitoc package tries to ensure compatibility.

```
Package minitoc Info: <I0031>
(minitoc)             ==> this version is configured for UNIX-like
(minitoc)             (long extensions) file names.
```

The autoconfiguration has detected that your operating uses UNIX-like (long extensions) file names.

```

Package minitoc Info: <I0032>
(minitoc)           This version of the memoir class uses
(minitoc)           a version of \chapter which is
(minitoc)           incompatible with the minitoc package.
(minitoc)           We try to patch.

```

The memoir class uses a version of the `\chapter` command which needs to be corrected because its syntax has been changed. A patch is loaded.

```

Package minitoc Info: <I0033>
(minitoc)           Writing document.extension.

```

An auxiliary file for a mini-table is written by a minitoc preparation command (like `\dominitoc`).

```

Package minitoc Info: <I0034>
(minitoc)           PREPARING MINILOFS FROM file on input line LINE.

```

A `\dominilof` command prepares the minilof auxiliary files for minilofs from *file*.

```

Package minitoc Info: <I0035>
(minitoc)           PREPARING PARTLOFS FROM file on input line LINE.

```

A `\dopartlof` command prepares the partlof auxiliary files for partlofs from *file*.

```

Package minitoc Info: <I0036>
(minitoc)           PREPARING SECTLOFS FROM file on input line LINE.

```

A `\dosectlof` command prepares the sectlof auxiliary files for sectlofs from *file*.

```
Package minitoc Info: <I0037>
(minitoc)             PREPARING MINILOTS FROM file on input line LINE.
```

A \dominilot command prepares the minilot auxiliary files for minilots from *file*.

```
Package minitoc Info: <I0038>
(minitoc)             PREPARING PARTLOTS FROM file on input line LINE.
```

A \dopartlot command prepares the partlot auxiliary files for partlots from *file*.

```
Package minitoc Info: <I0039>
(minitoc)             PREPARING SECTLOTS FROM file on input line LINE.
```

A \dosectlot command prepares the sectlot auxiliary files for sectlots from *file*.

5.1.1.1 Informative messages for hints

```
Package minitoc(hints) Info: <I0040>
(minitoc(hints))      The ‘‘abstract’’ package has been
(minitoc(hints))      loaded with the ‘‘addtotoc’’ option.
(minitoc(hints))      You need to look at the
(minitoc(hints))      documentation to adjust.
```

As you are using the `abstract` package with its `addtotoc` option, you should look at the `minitoc` package documentation for specific precautions. See section 2.27 on page 66.

```
Package minitoc(hints) Info: <I0041>
(minitoc(hints))      --- The amsbook class is loaded.
(minitoc(hints))      See the minitoc package documentation
(minitoc(hints))      for specific precautions.
```

As you are using the `amsbook` class, you should look at the `minitoc` package documentation for specific precautions. See section 2.24 on page 62.

```

Package minitoc(hints) Info: <I0042>
(minitoc(hints))          --- The appendix package is loaded.
(minitoc(hints))          See the minitoc package documentation
(minitoc(hints))          for specific precautions.

```

As you are using also the `appendix` package, you should look at the `minitoc` package documentation for specific precautions. See section 2.20 on page 59.

```

Package minitoc(hints) Info: <I0043>
(minitoc(hints))          --- The KOMAScript CLASS class is loaded.
(minitoc(hints))          See the minitoc package documentation
(minitoc(hints))          for specific precautions.

```

As you are using also the `CLASS` class, you should look at the `minitoc` package documentation for specific precautions. See section 1.5.5 on page 46. The classes involved here are `scrbook`, `scrreprt`, and `scrarcl`, i.e., the KOMA-Script classes [161] compatible with `minitoc`.

```

Package minitoc(hints) Info: <I0044>
(minitoc(hints))          --- The memoir class is loaded.
(minitoc(hints))          See the minitoc package documentation
(minitoc(hints))          for specific precautions.

```

As you are using the `memoir` class, you should look at the `minitoc` package documentation for specific precautions. See section 2.22 on page 61.

```

Package minitoc(hints) Info: <I0045>
(minitoc(hints))          The \PREPARATION command
(minitoc(hints))          has been invoked more than once
(minitoc(hints))          on input line LINE.

```

A `minitoc` preparation command has been invoked more than once.

```

Package minitoc(hints) Info: <I0046>
(minitoc(hints))          --- The tocbibind package is loaded.
(minitoc(hints))          See the minitoc package documentation
(minitoc(hints))          for specific precautions.

```

As you are using also the tocbibind package, you should look at the minitoc package documentation for specific precautions. See section 1.5.5 on page 46.

```

Package minitoc(hints) Info: <I0047>
(minitoc(hints))          --- The tocloft package is loaded.
(minitoc(hints))          See the minitoc package documentation
(minitoc(hints))          for specific precautions.

```

As you are using also the tocloft package, you should look at the minitoc package documentation for specific precautions. See section 2.21 on page 60.

```

Package minitoc(hints) Info: <I0048>
(minitoc(hints))          Using \mtcprepare may induce some
(minitoc(hints))          hints about the preparation commands,
(minitoc(hints))          because it invokes ALL the preparation
(minitoc(hints))          commands allowed by the document class,
(minitoc(hints))          without any previous check.
(minitoc(hints))          on input line LINE.

```

The `\mtcprepare` command invoke all the possible preparation commands, depending only on the document class and the available contents files. It does not known exactly what you want, so it can prepare too many mini-tables files.

```

Package minitoc(hints) Info: <I0049>
(minitoc(hints))          ==> You requested the hints option
(minitoc(hints))          Some hints are eventually given below.

```

As you have requested the hints package option (which is set by default), some “hints” are eventually given in the *document.log* file. You can find them easily by searching for the string “minitoc(hints)” with a text editor.

5.1.2 Warning messages

```
Package minitoc Warning: <W0001>
(minitoc)                \chapter and \section are undefined.
(minitoc)                Cannot use \mtcfixglossary without
(minitoc)                optional argument [part].
```

The sectioning commands `\chapter` and `\section` are not defined (by the document class), hence the `\mtcfixglossary` macro cannot be used without an optional argument (try `\part`). This situation is very unlikely to happen, so also verify your document class.

```
Package minitoc Warning: <W0002>
(minitoc)                \chapter and \section are undefined.
(minitoc)                Cannot use \mtcfixindex without
(minitoc)                optional argument [part].
```

The sectioning commands `\chapter` and `\section` are not defined (by the document class), hence the `\mtcfixindex` macro cannot be used without an optional argument (try `\part`). This situation is very unlikely to happen, so also verify your document class.

```
Package minitoc Warning: <W0003>
(minitoc)                \firstchapteris is an obsolete
(minitoc)                command on input line LINE.
```

You have used an obsolete command (`\firstchapteris`). You should remove it.

```
Package minitoc Warning: <W0004>
(minitoc)                \firstpartis is an obsolete
(minitoc)                command on input line LINE.
```

You have used an obsolete command (`\firstpartis`). You should remove it.

```

Package minitoc Warning: <W0005>
(minitoc)                \firstsectionis is an obsolete
(minitoc)                command on input line LINE.

```

You have used an obsolete command (`\firstsectionis`). You should remove it.

```

Package minitoc Warning: <W0006>
(minitoc)                \mtcfixglossary can only be used
(minitoc)                with the [part] optional argument,
(minitoc)                which becomes the default.

```

The `\mtcfixglossary` macro can only use `[part]` as optional argument (which becomes the default), because `\chapter` and `\section` are not defined.

```

Package minitoc Warning: <W0007>
(minitoc)                \mtcfixindex can only be used
(minitoc)                with the [part] optional argument,
(minitoc)                which becomes the default.

```

The `\mtcfixindex` macro can only use `[part]` as optional argument (which becomes the default), because `\chapter` and `\section` are not defined.

```

Package minitoc Warning: <W0008>
(minitoc)                No file file.
(minitoc)                MINILOFS NOT PREPARED on input line LINE.

```

The *file* cannot be found, because it has not been created by a `\dominilof` command. Please check if you have called `\dominilof` in the correct sequence of commands.

```

Package minitoc Warning: <W0009>
(minitoc)                No file file.
(minitoc)                MINILOTS NOT PREPARED on input line LINE.

```

The *file* cannot be found, because it has not been created by a `\dominilot` command. Please check if you have called `\dominilot` in the correct sequence of commands.

```
Package minitoc Warning: <W0010>
(minitoc)                No file file.
(minitoc)                MINITOCs NOT PREPARED on input line LINE.
```

The *file* cannot be found, because it has not been created by a `\dominitoc` command.
Please check if you have called `\dominitoc` in the correct sequence of commands.

```
Package minitoc Warning: <W0011>
(minitoc)                No file file.
(minitoc)                PARTLOFS NOT PREPARED on input line LINE.
```

The *file* cannot be found, because it has not been created by a `\dopartlof` command.
Please check if you have called `\dopartlof` in the correct sequence of commands.

```
Package minitoc Warning: <W0012>
(minitoc)                No file file.
(minitoc)                PARTLOTS NOT PREPARED on input line LINE.
```

The *file* cannot be found, because it has not been created by a `\dopartlot` command.
Please check if you have called `\dopartlot` in the correct sequence of commands.

```
Package minitoc Warning: <W0013>
(minitoc)                No file file.
(minitoc)                PARTTocs NOT PREPARED on input line LINE.
```

The *file* cannot be found, because it has not been created by a `\doparttoc` command.
Please check if you have called `\doparttoc` in the correct sequence of commands.

```
Package minitoc Warning: <W0014>
(minitoc)                No file file.
(minitoc)                SECTLOFS NOT PREPARED on input line LINE.
```

The *file* cannot be found, because it has not been created by a `\dosectlof` command.
Please check if you have called `\dosectlof` in the correct sequence of commands.

```
Package minitoc Warning: <W0015>
(minitoc)                No file file.
(minitoc)                SECTLOTS NOT PREPARED on input line LINE.
```

The *file* cannot be found, because it has not been created by a `\dosectlot` command. Please check if you have called `\dosectlot` in the correct sequence of commands.

```
Package minitoc Warning: <W0016>
(minitoc)                No file file.
(minitoc)                SECTTOCS NOT PREPARED on input line LINE.
```

The *file* cannot be found, because it has not been created by a `\dosecttoc` command. Please check if you have called `\dosecttoc` in the correct sequence of commands.

```
Package minitoc Warning: <W0017>
(minitoc)                no section or chapter level macros available
(minitoc)                PLEASE VERIFY YOUR MAIN DOCUMENT CLASS.
```

The `\chapter` and `\section` sectionning commands are not defined. Your document class is likely without any sectionning command, so the minitoc package is pointless. *Verify your main document class.*

```
Package minitoc Warning: <W0018>
Package minitoc Warning: part level macros NOT available.
```

The `\part` sectionning command is not defined (by the document class), so the part level commands of the minitoc package are not available. It is a warning message because most classes with sectionning commands define the `\part` command, so you should verify which class you are using.

```
Package minitoc Warning: <W0019>
(minitoc)                Short extensions (MSDOS-like) will be used.
(minitoc)                ==> this version is configured for MSDOS-like
(minitoc)                (8+3) file names.
```

The autotification has found that the operating systems use file names with short extensions (8+3 scheme).

```
Package minitoc Warning: <W0020>
(minitoc)                You have forced the use of short extensions.
```

You have used the `shorttext` package option to force the use of short extensions (8+3 scheme). This action limits the number of usable mini-tables of each kind and may be problematic if you have more than 99 mini-tables of the same kind. If your operating system allows for long extensions, do not use the `shorttext` package option, except for testing purposes.

```
Package minitoc Warning: <W0021>
(minitoc)                Your version of latex.tex is obsolete.
(minitoc)                Trying to continue...
```

You are using an obsolete version of \LaTeX , but the minitoc package will try to continue. It would be better to update your \LaTeX installation.

```
Package minitoc Warning: <W0022>
Package minitoc Warning: Your version of latex.tex is very obsolete.
(minitoc)                Trying to continue... crossing fingers.
```

Your version of \LaTeX is very obsolete, and almost unusable with the minitoc package. You can try to continue the compilation, but you are urged to update your \LaTeX installation.

5.1.2.1 Warning messages for hints

```
Package minitoc(hints) Warning: <W0023>
(minitoc(hints))          --- It may be the consequence
(minitoc(hints))          of loading the ‘‘hyperref’’ package.
```

Some sectioning commands have been altered *after* the loading of the minitoc package. The hyperref package does that, but it is harmless. For other packages or user-made alterations, it is recommended to alter the sectioning commands only *before* loading the minitoc package. See section 2.17 on page 58.

```

Package minitoc(hints) Warning: <W0024>
(minitoc(hints))                Some hints have been written
(minitoc(hints))                in the document.log file.

```

The `hints` package option has detected some potential problems and written hints into the `document.log` file. You can search it for the “`minitoc(hints)`” string with a text editor.

```

Package minitoc(hints) Warning: <W0025>
(minitoc(hints))                --- The alphanum package is loaded.
(minitoc(hints))                It is incompatible
(minitoc(hints))                with the minitoc package.

```

You are using the `alphanum` package which is incompatible with the `minitoc` package. The compilation can continue, but the result could be unsatisfactory.

```

Package minitoc(hints) Warning: <W0026>
(minitoc(hints))                --- The amsart class is loaded.
(minitoc(hints))                It is incompatible
(minitoc(hints))                with the minitoc package.

```

You are using the `amsart` document class which is incompatible with the `minitoc` package. The compilation can continue, but the result could be unsatisfactory.

```

Package minitoc(hints) Warning: <W0027>
(minitoc(hints))                --- The amsproc class is loaded.
(minitoc(hints))                It is incompatible
(minitoc(hints))                with the minitoc package.

```

You are using the `amsproc` document class which is incompatible with the `minitoc` package. The compilation can continue, but the result could be unsatisfactory.

```
Package minitoc(hints) Warning: <W0028>
(minitoc(hints))          --- The \chapter command is altered
                           after minitoc.
```

Some packages alter the sectionning commands, like `\chapter`. Most of them should be loaded *before* the `minitoc` package. The `hyperref` package, even if it is loaded *before* the `minitoc` package (as recommended), alters the sectionning commands in an `\AtBeginDocument`, so this message is always printed when you use the `hyperref` package with `minitoc`, but then it is harmless.

```
Package minitoc(hints) Warning: <W0029>
Package minitoc(hints) Warning: --- The jura class is loaded.
(minitoc(hints))              It is incompatible
(minitoc(hints))              with the minitoc package.
```

You are using the `jura` document class which is incompatible with the `minitoc` package. The compilation can continue, but the result could be unsatisfactory.

```
Package minitoc(hints) Warning: <W0030>
(minitoc(hints))          --- The \part command is altered
                           after minitoc.
```

Some packages alter the sectionning commands, like `\part`. Most of them should be loaded *before* the `minitoc` package. The `hyperref` package, even if it is loaded *before* the `minitoc` package (as recommended), alters the sectionning commands in an `\AtBeginDocument`, so this message is always printed when you use the `hyperref` package with `minitoc`, but then it is harmless.

```
Package minitoc(hints) Warning: <W0031>
(minitoc(hints))          --- The placeins package is loaded
(minitoc(hints))          without the section option,
(minitoc(hints))          but minitoc used the insection option
(minitoc(hints))          which implies it. Try to inverse the
(minitoc(hints))          loading order and use coherent options.
(minitoc(hints))          You may have got a message
(minitoc(hints))          ! LaTeX Error: Option clash for package placeins.
```



You are using the `placeins` package, but without its `section` options, while `minitoc` is called with its `insection` option which implies it. See page 28, near a “dangerous bend” symbol like the one shown in the margin.

```
Package minitoc(hints) Warning: <W0032>
(minitoc(hints))               --- The placeins package loaded is
(minitoc(hints))               too old. It should have a version
(minitoc(hints))               date of 2005/04/18 at least.
```

You are using an obsolete version of the `placeins` package. Please update it from the CTAN archives or a recent distribution.

```
Package minitoc(hints) Warning: <W0033>
(minitoc(hints))               The caption package should be
(minitoc(hints))               loaded BEFORE the minitoc package.
```

The `caption` package alters some commands and must be loaded *before* the `minitoc` package. See section 2.31 on page 68.

```
Package minitoc(hints) Warning: <W0034>
(minitoc(hints))               The caption2 package should be
(minitoc(hints))               loaded BEFORE the minitoc package.
```

The `caption2` package alters some commands and must be loaded *before* the `minitoc` package. See section 2.31 on page 68.

```
Package minitoc(hints) Warning: <W0035>
(minitoc(hints))               The ccaption package should be
(minitoc(hints))               loaded BEFORE the minitoc package.
```

The `ccaption` package alters some commands and must be loaded *before* the `minitoc` package. See section 2.31 on page 68.

```

Package minitoc(hints) Warning: <W0036>
(minitoc(hints))               The mcaption package should be
(minitoc(hints))               loaded BEFORE the minitoc package.

```

The mcaption package alters some commands and must be loaded *before* the minitoc package. See section 2.31 on page 68.

```

Package minitoc(hints) Warning: <W0037>
(minitoc(hints))               The sectsty package should be
(minitoc(hints))               loaded BEFORE the minitoc package.

```

The sectsty package alters some commands and must be loaded *before* the minitoc package. See section 2.28 on page 66.

```

Package minitoc(hints) Warning: <W0038>
(minitoc(hints))               The varsects package should be
(minitoc(hints))               loaded BEFORE the minitoc package.

```

The varsects package alters some commands and must be loaded *before* the minitoc package. See section 2.33 on page 68.

```

Package minitoc(hints) Warning: <W0039>
(minitoc(hints))               --- The \section command is altered
                                after minitoc.

```

Some packages alter the sectionning commands, like `\section`. Most of them should be loaded *before* the minitoc package. The hyperref package, even if it is loaded *before* the minitoc package (as recommended), alters the sectionning commands in an `\AtBeginDocument`, so this message is always printed when you use the hyperref package with minitoc, but then it is harmless.

```

Package minitoc(hints) Warning: <W0040>
(minitoc(hints))               --- The titletoc package is loaded.
(minitoc(hints))               It is incompatible
(minitoc(hints))               with the minitoc package.

```

You are trying to use also the `titletoc` package, but it is incompatible with the `minitoc` package. See note 17 on page 49.

```
Package minitoc(hints) Warning: <W0041>
(minitoc(hints))              You have attempted to insert
                               empty minilofs.
```

You have attempted to insert empty minilofs. If you have used the `nocheckfiles` package option, you will get some ugly empty mini-tables, with only a title and two horizontal rules. By default (`checkfiles` package option), you will only get this harmless message.

```
Package minitoc(hints) Warning: <W0042>
(minitoc(hints))              You have attempted to insert
                               empty minilots.
```

You have attempted to insert empty minilots. If you have used the `nocheckfiles` package option, you will get some ugly empty mini-tables, with only a title and two horizontal rules. By default (`checkfiles` package option), you will only get this harmless message.

```
Package minitoc(hints) Warning: <W0043>
(minitoc(hints))              You have attempted to insert
                               empty minitocs.
```

You have attempted to insert empty minitocs. If you have used the `nocheckfiles` package option, you will get some ugly empty mini-tables, with only a title and two horizontal rules. By default (`checkfiles` package option), you will only get this harmless message.

```
Package minitoc(hints) Warning: <W0044>
(minitoc(hints))              You have attempted to insert
                               empty partlofs.
```

You have attempted to insert empty partlofs. If you have used the `nocheckfiles` package option, you will get some ugly empty mini-tables, with only a title and two horizontal rules. By default (`checkfiles` package option), you will only get this harmless message.

```
Package minitoc(hints) Warning: <W0045>
(minitoc(hints))                You have attempted to insert
                                empty partlots.
```

You have attempted to insert empty partlots. If you have used the `nocheckfiles` package option, you will get some ugly empty mini-tables, with only a title and two horizontal rules. By default (`checkfiles` package option), you will only get this harmless message.

```
Package minitoc(hints) Warning: <W0046>
(minitoc(hints))                You have attempted to insert
                                empty parttocs.
```

You have attempted to insert empty parttocs. If you have used the `nocheckfiles` package option, you will get some ugly empty mini-tables, with only a title and two horizontal rules. By default (`checkfiles` package option), you will only get this harmless message.

```
Package minitoc(hints) Warning: <W0047>
(minitoc(hints))                You have attempted to insert
                                empty sectlofs.
```

You have attempted to insert empty sectlofs. If you have used the `nocheckfiles` package option, you will get some ugly empty mini-tables, with only a title and two horizontal rules. By default (`checkfiles` package option), you will only get this harmless message.

```
Package minitoc(hints) Warning: <W0048>
(minitoc(hints))                You have attempted to insert
                                empty sectlots.
```

You have attempted to insert empty sectlots. If you have used the `nocheckfiles` package option, you will get some ugly empty mini-tables, with only a title and two horizontal rules. By default (`checkfiles` package option), you will only get this harmless message.

```
Package minitoc(hints) Warning: <W0049>
(minitoc(hints))              You have attempted to insert
                               empty secttocs.
```

You have attempted to insert empty secttocs. If you have used the `nocheckfiles` package option, you will get some ugly empty mini-tables, with only a title and two horizontal rules. By default (`checkfiles` package option), you will only get this harmless message.

```
Package minitoc(hints) Warning: <W0050>
(minitoc(hints))              You have invoked an obsolete
                               command: \firstchapteris.
```

You have used an obsolete command (`\firstchapteris`). You should remove it.

```
Package minitoc(hints) Warning: <W0051>
(minitoc(hints))              You have invoked an obsolete
                               command: \firstpartis.
```

You have used an obsolete command (`\firstpartis`). You should remove it.

```
Package minitoc(hints) Warning: <W0052>
(minitoc(hints))              You have invoked an obsolete
                               command: \firstsectionis.
```

You have used an obsolete command (`\firstsectionis`). You should remove it.

```
Package minitoc(hints) Warning: <W0053>
(minitoc(hints))              You have used short extensions
(minitoc(hints))              and more than 99 chapters (NUMBER).
```

You have used short extensions (limited to 3 characters) and more than 99 chapters, so the number of the auxiliary file does not fit in the extension. *NUMBER* is the number of effective chapters in your document. See section 1.9 on page 50.

```
Package minitoc(hints) Warning: <W0054>
(minitoc(hints))                You have used short extensions
(minitoc(hints))                and more than 99 parts (NUMBER).
```

You have used short extensions (limited to 3 characters) and more than 99 parts, so the number of the auxiliary file does not fit in the extension. *NUMBER* is the number of effective parts in your document. See section 1.9 on page 50.

```
Package minitoc(hints) Warning: <W0055>
(minitoc(hints))                You have used short extensions
(minitoc(hints))                and more than 99 sections (NUMBER).
```

You have used short extensions (limited to 3 characters) and more than 99 sections, so the number of the auxiliary file does not fit in the extension. *NUMBER* is the number of effective sections in your document. See section 1.9 on page 50.

```
Package minitoc(hints) Warning: <W0056>
(minitoc(hints))                You are using \dosectlof and/or
(minitoc(hints))                \dosectlot, \sectlof and/or \sectlot,
(minitoc(hints))                hence the ‘‘insection’’ package
(minitoc(hints))                option is recommended.
```

You are asking for mini-lists of figures or tables at the section level. But as floats (figures and tables) could drift somewhere outside the printing area of the text of the section, the sectlofs and sectlots can be rather strange. In order to have a better behaviour of these mini-tables, it may be useful to add the `insection` package option. See page 28.

```
Package minitoc(hints) Warning: <W0057>
(minitoc(hints))                You have used \minilof,
(minitoc(hints))                but not \dominilof.
```

You have attempted to insert some minilofs (via `\minilof`), but the minilofs have not been prepared (via `\dominilof`).

```
Package minitoc(hints) Warning: <W0058>
(minitoc(hints))              You have used \minilot,
(minitoc(hints))              but not \dominilot.
```

You have attempted to insert some minilots (via `\minilot`), but the minilots have not been prepared (via `\dominilot`).

```
Package minitoc(hints) Warning: <W0059>
(minitoc(hints))              You have used \minitoc,
(minitoc(hints))              but not \dominitoc.
```

You have attempted to insert some minitocs (via `\minitoc`), but the minitocs have not been prepared (via `\dominitoc`).

```
Package minitoc(hints) Warning: <W0060>
(minitoc(hints))              You have used \partlof,
(minitoc(hints))              but not \dopartlof.
```

You have attempted to insert some partlofs (via `\partlof`), but the partlofs have not been prepared (via `\dopartlof`).

```
Package minitoc(hints) Warning: <W0061>
(minitoc(hints))              You have used \partlot,
(minitoc(hints))              but not \dopartlot.
```

You have attempted to insert some partlots (via `\partlot`), but the partlots have not been prepared (via `\dopartlot`).

```
Package minitoc(hints) Warning: <W0062>
(minitoc(hints))              You have used \parttoc,
(minitoc(hints))              but not \doparttoc.
```

You have attempted to insert some parttocs (via `\parttoc`), but the parttocs have not been prepared (via `\doparttoc`).

```

Package minitoc(hints) Warning: <W0063>
(minitoc(hints))              You have used \sectlof,
(minitoc(hints))              but not \dosectlof.

```

You have attempted to insert some sectlofs (via `\sectlof`), but the sectlofs have not been prepared (via `\dosectlof`).

```

Package minitoc(hints) Warning: <W0064>
(minitoc(hints))              You have used \sectlot,
(minitoc(hints))              but not \dosectlot.

```

You have attempted to insert some sectlots (via `\sectlot`), but the sectlots have not been prepared (via `\dosectlot`).

```

Package minitoc(hints) Warning: <W0065>
(minitoc(hints))              You have used \secttoc,
(minitoc(hints))              but not \dosecttoc.

```

You have attempted to insert some secttocs (via `\secttoc`), but the secttocs have not been prepared (via `\dosecttoc`).

```

Package minitoc(hints) Warning: <W0066>
(minitoc(hints))              You have used \minilof,
(minitoc(hints))              but not \listoffigures nor
(minitoc(hints))              \fakelistoffigures.

```

You have tried to insert some minilofs (via `\minilof`), but the *document.lof* file is not available because you have not invoked `\listoffigures` nor `\fakelistoffigures`.

```

Package minitoc(hints) Warning: <W0067>
(minitoc(hints))              You have used \minilot but not
(minitoc(hints))              \listoftables nor
(minitoc(hints))              \fakelistoftables.

```

You have tried to insert some minilots (via `\minilot`), but the *document.lot* file is not available because you have not invoked `\listoftables` nor `\fakelistoftables`.

```
Package minitoc(hints) Warning: <W0068>
(minitoc(hints))               You have used \minitoc but not
(minitoc(hints))               \tableofcontents
(minitoc(hints))               nor \faketableofcontents.
```

You have tried to insert some minitocs (via `\minitoc`), but the *document.toc* file is not available because you have not invoked `\tableofcontents` nor `\faketableofcontents`.

```
Package minitoc(hints) Warning: <W0069>
(minitoc(hints))               You have used \partlof but not
(minitoc(hints))               \listoffigures
(minitoc(hints))               nor \fakelistoffigures.
```

You have tried to insert some partlofs (via `\partlof`), but the *document.lof* file is not available because you have not invoked `\listoffigures` nor `\fakelistoffigures`.

```
Package minitoc(hints) Warning: <W0070>
(minitoc(hints))               You have used \partlot but not
(minitoc(hints))               \listoftables
(minitoc(hints))               nor \fakelistoftables.
```

You have tried to insert some partlots (via `\partlot`), but the *document.lot* file is not available because you have not invoked `\listoftables` nor `\fakelistoftables`.

```
Package minitoc(hints) Warning: <W0071>
(minitoc(hints))               You have used \parttoc but not
(minitoc(hints))               \tableofcontents
(minitoc(hints))               nor \faketableofcontents.
```

You have tried to insert some parttocs (via `\parttoc`), but the *document.toc* file is not available because you have not invoked `\tableofcontents` nor `\faketableofcontents`.

```

Package minitoc(hints) Warning: <W0072>
(minitoc(hints))      You have used \sectlof but not
(minitoc(hints))      \listoffigures
(minitoc(hints))      nor \fakelistoffigures.

```

You have tried to insert some sectlofs (via `\sectlof`), but the *document.lof* file is not available because you have not invoked `\listoffigures` nor `\fakelistoffigures`.

```

Package minitoc(hints) Warning: <W0073>
(minitoc(hints))      You have used \sectlot but not
(minitoc(hints))      \listoftables
(minitoc(hints))      nor \fakelistoftables.

```

You have tried to insert some sectlots (via `\sectlot`), but the *document.lot* file is not available because you have not invoked `\listoftables` nor `\fakelistoftables`.

```

Package minitoc(hints) Warning: <W0074>
(minitoc(hints))      You have used \secttoc but not
(minitoc(hints))      \tableofcontents
(minitoc(hints))      nor \faketableofcontents.

```

You have tried to insert some secttocs (via `\secttoc`), but the *document.toc* file is not available because you have not invoked `\tableofcontents` nor `\faketableofcontents`.

```

Package minitoc(hints) Warning: <W0075>
(minitoc(hints))      You have used \doparttoc
(minitoc(hints))      but not \parttoc.

```

You have prepared some parttocs (via `\doparttoc`), but you never use one of them.

```

Package minitoc(hints) Warning: <W0076>
(minitoc(hints))      You have used \dopartlof
(minitoc(hints))      but not \partlof.

```

You have prepared some partlofs (via `\dopartlof`), but you never use one of them.

```
Package minitoc(hints) Warning: <W0077>
(minitoc(hints))              You have used \dopartlot
(minitoc(hints))              but not \partlot.
```

You have prepared some partlots (via `\dopartlot`), but you never use one of them.

```
Package minitoc(hints) Warning: <W0078>
(minitoc(hints))              You have used \dominitoc
(minitoc(hints))              but not \minitoc.
```

You have prepared some minitocs (via `\dominitoc`), but you never use one of them.

```
Package minitoc(hints) Warning: <W0079>
(minitoc(hints))              You have used \dominilof
(minitoc(hints))              but not \minilof.
```

You have prepared some minilofs (via `\dominilof`), but you never use one of them.

```
Package minitoc(hints) Warning: <W0080>
(minitoc(hints))              You have used \dominilot
(minitoc(hints))              but not \minilot.
```

You have prepared some minilots (via `\dominilot`), but you never use one of them.

```
Package minitoc(hints) Warning: <W0081>
(minitoc(hints))              You have used \dosecttoc
(minitoc(hints))              but not \secttoc.
```

You have prepared some secttocs (via `\dosecttoc`), but you never use one of them.

```
Package minitoc(hints) Warning: <W0082>
(minitoc(hints))                You have used \dosectlof
(minitoc(hints))                but not \sectlof.
```

You have prepared some sectlofs (via `\dosectlof`), but you never use one of them.

```
Package minitoc(hints) Warning: <W0083>
(minitoc(hints))                You have used \dosectlot
(minitoc(hints))                but not \sectlot.
```

You have prepared some sectlots (via `\dosectlot`), but you never use one of them.

```
Package minitoc(hints) Warning: <W0084>
(minitoc(hints))                --- The placeins package is loaded
(minitoc(hints))                with the above option,
(minitoc(hints))                but minitoc used the insection option
(minitoc(hints))                which is incompatible with it.
(minitoc(hints))                Try to remove the above option and
(minitoc(hints))                use coherent options.
```

You are using the `placeins` package, but with its `above` options, while `minitoc` is called with its `insection` option which is incompatible with it. See page 28, near a “dangerous bend” symbol like the one shown in the margin.



```
Package minitoc(hints) Warning: <W0085>
(minitoc(hints))                --- The placeins package is loaded
(minitoc(hints))                with the below option,
(minitoc(hints))                but minitoc used the insection option
(minitoc(hints))                which is incompatible with it.
(minitoc(hints))                Try to remove the below option
(minitoc(hints))                and use coherent options.
```

You are using the `placeins` package, but with its `below` options, while `minitoc` is called with its `insection` option which is incompatible with it. See page 28, near a “dangerous bend” symbol like the one shown in the margin.



```
Package minitoc(hints) Warning: <W0086>
(minitoc(hints))               The fncychap package should be
(minitoc(hints))               loaded BEFORE the minitoc package.
```

The fncychap package alters some commands and must be loaded *before* the minitoc package. See section 2.38 on page 71.

```
Package minitoc(hints) Warning: <W0087>
(minitoc(hints))               The quotchap package should be
(minitoc(hints))               loaded BEFORE the minitoc package.
```

The quotchap package alters some commands and must be loaded *before* the minitoc package. See section 2.39 on page 71.

```
Package minitoc(hints) Warning: <W0088>
(minitoc(hints))               The romannum package should be
(minitoc(hints))               loaded BEFORE the minitoc package.
```

The romannum package alters the numbering of some sectionning commands and must be loaded *before* the minitoc package. See section 2.40 on page 71.

```
Package minitoc(hints) Warning: <W0089>
(minitoc(hints))               The sfheaders package should be
(minitoc(hints))               loaded BEFORE the minitoc package.
```

The sfheaders package alters the sectionning commands and must be loaded *before* the minitoc package. See section 2.41 on page 71.

```
Package minitoc(hints) Warning: <W0090>
(minitoc(hints))               The alnumsec package should be
(minitoc(hints))               loaded BEFORE the minitoc package.
```

The alnumsec package alters the sectionning commands and must be loaded *before* the minitoc package. See section 2.42 on page 72.

```

Package minitoc(hints) Warning: <W0091>
(minitoc(hints))               The captcont package should be
(minitoc(hints))               loaded BEFORE the minitoc package.

```

The `captcont` package alters the caption commands and must be loaded *before* the `minitoc` package. See section 2.43 on page 72.

5.1.3 Error messages

```

! Package minitoc Error: <E0001>
(minitoc)                But \part is undefined.
See the minitoc package documentation for explanation.
Type H <return> for immediate help.
? h
\mtcfixglossary not usable

```

There are no adequate sectionning command available to use the `\mtcfixglossary` macro; even `\part` is undefined. Verify your document class.

```

! Package minitoc Error: <E0002>
(minitoc)                But \part is undefined.
See the minitoc package documentation for explanation.
Type H <return> for immediate help.
? h
\mtcfixindex not usable

```

There are no adequate sectionning command available to use the `\mtcfixindex` macro; even `\part` is undefined. Verify your document class.

```

! Package minitoc Error: <E0003>
(minitoc)                Imbrication of mtchideinmainlof environments.
See the minitoc package documentation for explanation.
Type H <return> for immediate help.
? h
The hiding in main LoF could be incorrect

```

Some `mtchideinmainlof` environments are incorrectly imbricated (overlapping), so the hiding in the main list of figures will be strange.

```
! Package minitoc Error: <E0004>
(minitoc)           Imbrication of mtchideinmainlot environments.
See the minitoc package documentation for explanation.
Type H <return> for immediate help.
? h
The hiding in main LoT could be incorrect
```

Some `mtchideinmainlot` environments are incorrectly imbricated (overlapping), so the hiding in the main list of tables will be strange.

```
! Package minitoc Error: <E0005>
(minitoc)           Imbrication of mtchideinmaintoc environments.
See the minitoc package documentation for explanation.
Type H <return> for immediate help.
? h
The hiding in main ToC could be incorrect
```

Some `mtchideinmaintoc` environments are incorrectly imbricated (overlapping), so the hiding in the main table of contents will be strange.

```
! Package minitoc Error: <E0006>
(minitoc)           LANGUAGE is not a known language,
(minitoc)           LANGUAGE.mld not found.
(minitoc)           Command ignored.
See the minitoc package documentation for explanation.
Type H <return> for immediate help.
? h
See the minitoc documentation.
Correct the source using a valid language name.
Press RETURN
```

The `\mtcselectlanguage` macro has attempted to load the `LANGUAGE.mld` minitoc language definition file, but has not found it. First, verify the name of the language (likely to be misspelt), then check if your installation contains *all* the many distributed `.mld` files of the minitoc package, at the right place. If it is a local `.mld` file, it should be installed in the right place (in a local hierarchy) or be in the working directory.

```

! Package minitoc Error: <E0007>
(minitoc)          LANGUAGE is not a known minitoc
(minitoc)          language object file (.mlo),
(minitoc)          LANGUAGE.mlo not found.
(minitoc)          Command ignored.
See the minitoc package documentation for explanation.
Type H <return> for immediate help.
? h
See the minitoc documentation.
Correct the source using a valid language name.
Press RETURN

```

The `\mtcselectlanguage` macro has attempted to load indirectly the `LANGUAGE.mlo` minitoc language object file, but has not found it. First, verify the name of the language (likely to be misspelt), then check if your installation contains *all* the many distributed .mlo files of the minitoc package, at the right place. If it is a local .mlo file, it should be installed in the right place (in a local hierarchy) or be in the working directory.

```

! Package minitoc Error: <E0008>
(minitoc)          \mtcsetdepth attempts to use
(minitoc)          an undefined counter (ARG/depth).
See the minitoc package documentation for explanation.
Type H <return> for immediate help.
Correct the source code.
Type <return> and rerun LaTeX

```

You are trying to set the depth for an inexistent or undefined type of mini-table. Verify the type given and the document class, and the loaded packages.

```

! Package minitoc Error: <E0009>
(minitoc)          \mtcsetdepth has a wrong first argument
(minitoc)          (ARGI).
(minitoc)          It should be a mini-table type
(minitoc)          (parttoc...sectlot).
See the minitoc package documentation for explanation.
Type H <return> for immediate help.
? h
Correct the source code.
Type <return> and rerun LaTeX

```

The first argument of the `\mtcsetdepth` macro is incorrect. It should be a type of mini-table (`parttoc`, ..., `sectlot`).

```
! Package minitoc Error: <E0010>
(minitoc)          \mtcsetdepth: Illegal type of table (ARG1).
See the minitoc package documentation for explanation.
Type H <return> for immediate help.
? h
Correct the source code.
Type <return> and rerun LaTeX
```

The first argument of the `\mtcsetdepth` macro is incorrect. It should be a mini-table type (`parttoc`, ..., `sectlot`).

```
! Package minitoc Error: <E0011>
(minitoc)          \mtcsetfeature has a wrong first argument
(minitoc)          (ARG1).
(minitoc)          It should be a mini-table type
(minitoc)          (parttoc...sectlot).
See the minitoc package documentation for explanation.
Type H <return> for immediate help.
? h
Correct the source code.
Type <return> and rerun LaTeX
```

The first argument of the `\mtcsetfeature` macro is incorrect. It should be a mini-table type (`parttoc`, ..., `sectlot`).

```
! Package minitoc Error: <E0012>
(minitoc) \mtcsetfeature has a wrong second argument
(minitoc)          (ARG2).
(minitoc)          It should be a feature param
(minitoc)          (before, after, pagestyle).
See the minitoc package documentation for explanation.
Type H <return> for immediate help.
? h
Correct the source code.
Type <return> and rerun LaTeX
```

The second argument of the `\mtcsetfeature` macro is incorrect. It should be `before`, `after`, or `thispagestyle`.

```

! Package minitoc Error: <E0013>
(minitoc)          \mtcsetfont has a wrong first argument
(minitoc)          (arg1).
(minitoc)          It should be a mini-table type
(minitoc)          (parttoc...sectlot).
See the minitoc package documentation for explanation.
Type H <return> for immediate help.
? h
Correct the source code.
Type <return> and rerun LaTeX

```

The first argument of `\mtcsetfont` is incorrect; it should be the type of a mini-table (`parttoc ...`, `sectlot`).

```

! Package minitoc Error: <E0014>
(minitoc)          \mtcsetfont has a wrong second argument
(minitoc)          (ARG2).
(minitoc)          It should be a sectionning level
(minitoc)          (part...subparagraph) or * .
See the minitoc package documentation for explanation.
Type H <return> for immediate help.
? h
Correct the source code.
Type <return> and rerun LaTeX

```

The second argument of `\mtcsetfont` is incorrect; it should be a sectionning level (i.e., a sectionning command without its backslash), like `part ...`, `subparagraph`.

```

! Package minitoc Error: <E0015>
(minitoc)          \mtcsetformat has a wrong first argument
(minitoc)          (ARG1).
(minitoc)          It should be a mini-table type
(minitoc)          (parttoc...sectlot).
See the minitoc package documentation for explanation.
Type H <return> for immediate help.
? h
Correct the source code.
Type <return> and rerun LaTeX

```

The first argument of a `\mtcsetformat` macro is incorrect. It should be a mini-table type (`parttoc, ..., sectlot`).

```

! Package minitoc Error: <E0016>
(minitoc)                \mtcsetformat has a wrong second argument
(minitoc)                (ARG2).
(minitoc)                It should be a formatting param choosen from:
(minitoc)                pagenumwidth, tocrightmargin, dotinterval.
See the minitoc package documentation for explanation.
Type H <return> for immediate help.
? h
Correct the source code.
Type <return> and rerun LaTeX

```

The second argument of the `\mtcsetformat` macro is wrong. It should be one of the following keywords: `pagenumwidth`, `tocrightmargin`, or `dotinterval`.

```

! Package minitoc Error: <E0017>
(minitoc)                \mtcsetpagenumbers has a wrong first
(minitoc)                argument (ARG1)..
See the minitoc package documentation for explanation.
Type H <return> for immediate help.
? h
It should be a mini-table type
(minitoc)                (parttoc...sectlot)
Correct the source code.
Type <return> and rerun LaTeX

```

The first argument of the `\mtcsetpagenumbers` macro must be a type of minitable (`parttoc`, ..., `sectlot`).

```

! Package minitoc Error: <E0018>
(minitoc)                \mtcsetpagenumbers has a wrong second
(minitoc)                argument (ARG2).
See the minitoc package documentation for explanation.
Type H <return> for immediate help.
? h
It should be a boolean value (0/1, yes/no, on/off)
Correct the source code.
Type <return> and rerun LaTeX

```

The second argument of the `\mtcsetpagenumbers` must be a keyword chosen in the following lists:

- on, ON, yes, YES, y, Y, true, TRUE, t, T, vrai, VRAI, v, V, oui, OUI, o, O, and 1;
- off, OFF, no, NO, n, N, false, FALSE, faux, FAUX, f, F, non, NON, and 0.

```
! Package minitoc Error: <E0019>
(minitoc)                \mtcsetrules has a wrong first argument
(minitoc)                (ARG1).
See the minitoc package documentation for explanation.
Type H <return> for immediate help.
? h
It should be a mini-table type
(minitoc)                (parttoc...sectlot)
Correct the source code.
Type <return> and rerun LaTeX
```

The first argument of the `\mtcsetrules` is incorrect. It should be a mini-table type (parttoc, ..., sectlot).

```
! Package minitoc Error: <E0020>
(minitoc)                \mtcsetrules has a wrong second argument
(minitoc)                (ARG2).
See the minitoc package documentation for explanation.
Type H <return> for immediate help.
? h
It should be a boolean value (0/1, yes/no, on/off)
Correct the source code.
Type <return> and rerun LaTeX
```

The second argument of the `\mtcsetrules` must be a keyword chosen in the following lists:

- on, ON, yes, YES, y, Y, true, TRUE, t, T, vrai, VRAI, v, V, oui, OUI, o, O, and 1;
- off, OFF, no, NO, n, N, false, FALSE, faux, FAUX, f, F, non, NON, and 0.

```

! Package minitoc Error: <E0021>
(minitoc)          \mtcsettitle has a wrong first argument
(minitoc)          (ARG1).
(minitoc)          It should be a mini-table type
(minitoc)          (parttoc...sectlot).
See the minitoc package documentation for explanation.
Type H <return> for immediate help.
? h
Correct the source code.
Type <return> and rerun LaTeX

```

The first argument of a `\mtcsettitle` macro is incorrect; it should be a mini-table type (parttoc, ..., sectlot).

```

! Package minitoc Error: <E0022>
(minitoc)          \mtcsettitlefont has a wrong first argument
(minitoc)          (ARG1).
(minitoc)          It should be a mini-table type
(minitoc)          (parttoc...sectlot).
See the minitoc package documentation for explanation.
Type H <return> for immediate help.
? h
Correct the source code.
Type <return> and rerun LaTeX

```

The first argument of the `\mtcsettitlefont` must be a mini-table type. You likely misspelt it.

```

! Package minitoc Error: <E0023>
(minitoc)          The macro \mtcsetfeature has incompatible
(minitoc)          first (ARG1) and second (ARG2) arguments.
See the minitoc package documentation for explanation.
Type H <return> for immediate help.
? h
Correct the source code.
Type <return> and rerun LaTeX

```

The first and second arguments of the `\mtcsetfeature` macro are incompatible. You should verify them.

```

! Package minitoc Error: <E0024>
(minitoc)                The macro \mtcsetfont has incompatible
(minitoc)                first (ARG1) and second (ARG2) arguments.
See the minitoc package documentation for explanation.
Type H <return> for immediate help.
? h
Correct the source code.
Type <return> and rerun LaTeX

```

The `\mtcsetfont` macro takes a mini-table type as first argument, a sectioning level as second argument (or a star), and a sequence of font commands as third argument. The second argument must have a lower level than the first one (i.e., it is meaningless to specify the font for the chapter level entries for a minitoc or a secttoc).

```

! Package minitoc Error: <E0025>
(minitoc)                The macro \mtcsetformat has incompatible
(minitoc)                first (ARG1) and second (ARG2) arguments.
See the minitoc package documentation for explanation.
Type H <return> for immediate help.
? h
Correct the source code.
Type <return> and rerun LaTeX

```

The first and second arguments of a `\mtcsetformat` macro are incompatible. One is likely to be misspelt.

```

! Package minitoc Error: <E0026>
(minitoc)                The optional argument of \mtcfixglossary
(minitoc)                is wrong.
See the minitoc package documentation for explanation.
Type H <return> for immediate help.
? h
It must be omitted (chapter), or be part, chapter or section

```

The optional argument of the `\mtcfixglossary` macro is incorrect: it should be omitted (then it defaults to chapter) or be part, chapter, or section.

```

! Package minitoc Error: <E0027>
(minitoc)           The optional argument of \mtcfixindex
(minitoc)           is wrong.
See the minitoc package documentation for explanation.
Type H <return> for immediate help.
? h
It must be omitted (chapter), or be part, chapter or section

```

The optional argument of the `\mtcfixindex` macro is incorrect: it should be omitted (then it defaults to chapter) or be part, chapter, or section.

```

! Package minitoc Error: <E0028>
(minitoc)           Unable to patch the memoir class.
See the minitoc package documentation for explanation.
Type H <return> for immediate help.
? h
So it remains incompatible. Sorry.

```

Your version of the `memoir` class is really incompatible with the `minitoc` package and cannot be automatically patched. Please update the `memoir` class and/or the `minitoc` package from the CTAN archives or a recent distribution.

```

! Package minitoc Error: <E0029>
(minitoc)           Unbalanced mtchideinmainlof environment.
See the minitoc package documentation for explanation.
Type H <return> for immediate help.
? h
The hiding in main LoF could be incorrect

```

A `mtchideinmainlof` environment is unbalanced, so the hiding in the main list of figures could be incorrect.

```

! Package minitoc Error: <E0030>
(minitoc)           Unbalanced mtchideinmainlot environment.
See the minitoc package documentation for explanation.
Type H <return> for immediate help.
? h
The hiding in main LoT could be incorrect

```


A `mtchideinmainlot` environment is unbalanced, so the hiding in the main list of tables could be incorrect.

```
! Package minitoc Error: <E0031>
(minitoc)                Unbalanced mtchideinmaintoc environment.
See the minitoc package documentation for explanation.
Type H <return> for immediate help.
? h
The hiding in main ToC could be incorrect
```

A `mtchideinmaintoc` environment is unbalanced, so the hiding in the main table of contents could be incorrect.

```
! Package minitoc Error: <E0032>
(minitoc)                You are using the \mtcloadmlo command
(minitoc)                outside of a .mld file.
See the minitoc package documentation for explanation.
Type H <return> for immediate help.
? h
It will be ignored
```

It is *forbidden* to use the `\mtcloadmlo` macro outside of a `.mld` file (which is loaded via `\mtcselectlanguage`). The command is ignored.

```
! Package minitoc Error: <E0033>
(minitoc)                The macro \mtcsettitle uses
(minitoc)                an illegal type of table (ARG1).
See the minitoc package documentation for explanation.
Type H <return> for immediate help.
? h
Correct the source code.
Type <return> and rerun LaTeX
```

The first argument of a minitoc macro is incorrect. It should be a type of mini-table, like `parttoc`, `partlof`, `partlot`, `minitoc`, `minilof`, `minilot`, `secttoc`, `sectlof`, or `sectlot`.

```

! Package minitoc Error: <E0034>
(minitoc)          The macro \mtcsettitlefont uses
(minitoc)          an illegal type of table (ARG1).
See the minitoc package documentation for explanation.
Type H <return> for immediate help.
? h
Correct the source code.
Type <return> and rerun LaTeX

```

The first argument of a minitoc macro is incorrect. It should be a type of mini-table, like parttoc, partlof, partlot, minitoc, minilof, minilot, secttoc, sectlof, or sectlot.

```

! Package minitoc Error: <E0035>
(minitoc)          You have used the 'insection' option in
(minitoc)          a document where chapters are defined.
(minitoc)          This is not compatible: option ignored.
Type H <return> for immediate help.
? h
Remove this option.
Type <return> and rerun LaTeX

```

The insection package option is intended for article-like document classes, to prevent floats from drifting out of their section. It is pointless for book-like or report-like document classes, where floats are contained in their chapter.

5.2 Messages from the mtcoff package

The mtcoff package gives only warning messages; their numbers begin with F.

5.2.1 Warning messages

```

Package mtcoff Warning: <F0001>
(mtcoff)          \addstarredchapter{...} should be replaced
(mtcoff)          by \addcontentsline{toc}{chapter}{...}
(mtcoff)          on input line LINE.

```

The `\addstarredchapter` command is specific of the `minitoc` package and simulated by the `mtcoff` package. If necessary, it should be replaced by the equivalent `\addcontentsline{toc}{chapter}{...}` command.

```
Package mtcoff Warning: <F0002>
(mtcoff)                \addstarredpart{...} should be replaced
(mtcoff)                by \addcontentsline{toc}{part}{...}
(mtcoff)                on input line LINE.
```

The `\addstarredpart` command is specific of the `minitoc` package and simulated by the `mtcoff` package. If necessary, it should be replaced by the equivalent `\addcontentsline{toc}{part}{...}` command.

```
Package mtcoff Warning: <F0003>
(mtcoff)                \addstarredsection{...} should be replaced
(mtcoff)                by \addcontentsline{toc}{section}{...}
(mtcoff)                on input line LINE.
```

The `\addstarredsection` command is specific of the `minitoc` package and simulated by the `mtcoff` package. If necessary, it should be replaced by the equivalent `\addcontentsline{toc}{section}{...}` command.

```
Package mtcoff Warning: <F0004>
(mtcoff)                \mtcaddchapter{...} should be replaced
(mtcoff)                by \addcontentsline{toc}{chapter}{...}
(mtcoff)                on input line LINE.
```

The `\mtcaddchapter` command is specific of the `minitoc` package and simulated by the `mtcoff` package. If necessary, it should be replaced by the equivalent `\addcontentsline{toc}{chapter}{...}` command.

```
Package mtcoff Warning: <F0005>
(mtcoff)                \mtcaddpart{...} should be replaced
(mtcoff)                by \addcontentsline{toc}{part}{...}
(mtcoff)                on input line LINE.
```

The `\mtcaddpart` command is specific of the `minitoc` package and simulated by the `mtcoff` package. If necessary, it should be replaced by the equivalent `\addcontentsline{toc}{part}{...}` command.

```
Package mtcoff Warning: <F0006>
(mtcoff)                \mtcaddsection{...} should be replaced
(mtcoff)                by \addcontentsline{toc}{section}{...}
(mtcoff)                on input line LINE.
```

The `\mtcaddsection` command is specific of the `minitoc` package and simulated by the `mtcoff` package. If necessary, it should be replaced by the equivalent `\addcontentsline{toc}{section}{...}` command.

```
Package mtcoff Warning: <F0007>
(mtcoff)                You should scan (backwards) your .log
(mtcoff)                file to find some commands needing
(mtcoff)                to be replaced if you decide to
(mtcoff)                DEFINITELY stop using minitoc for this
(mtcoff)                document. It is more wise to keep the
(mtcoff)                \usepackage lines for minitoc and mtcoff
(mtcoff)                and to comment out only one of them.
```

You have replaced the use of the `minitoc` package by its substitute `mtcoff`. It is recommended to keep the `\usepackage` lines for both `minitoc` and `mtcoff` and to comment out only one of them. If you decide to *definitely* stop using `minitoc` for this document, it is wise to scan (backwards) the *document.log* file (after a compilation using `mtcoff`) to locate some commands needing to be replaced.

5.3 Message from the `mtcpatchmem` package

```
Package mtcpatchmem Info: <M0001>
Package mtcpatchmem Info: mtcpatchmem package to patch the memoir class.
```

You are using a version of the `memoir` class which needs a correction. This correction has been automatically loaded if necessary. Very recent versions should not need it anymore. See chapter 12 on page 405.

Chapter 6

Jargon

Tables

6.1	Category codes	187
6.2	Encoding schemes implemented in CJK	188
6.3	Document classes	189
6.4	Depths for sectionning commands	190
6.5	Most common font encodings	201
6.6	Most common font families	202
6.7	Most common font series	202
6.8	Most common font shapes	202
6.9	The five font parameters for some fonts	202
6.10	Author commands for fonts	203

This chapter attempts to explain some terms used in this documentation, and describes some useful files and suffixes. Many data come from various documentations of cited packages, and from [3, 4, 86, 88, 121, 130, 136, 137, 138, 146, 147, 148, 156, 161, 163, 164, 196].

- .aux** The suffix of the name for an *auxiliary* file of a \LaTeX document. It carries some information from a \LaTeX run to the next.
- .dtx** The suffix of the name for a documented source file of a \LaTeX package or class. This file is often associated with a .ins file to generate the package or class. Compiling a .dtx file with \LaTeX generates the documentation.
- .F** The base suffix of the name for a minilof file when short extensions (suffixes) are used. The full suffix is .Fnn where nn is the absolute number of the minilof.
- .G** The base suffix of the name for a partlof file when short extensions (suffixes) are used. The full suffix is .Gnn where nn is the absolute number of the partlof.

.H	The base suffix of the name for a sectlof file when short extensions (suffixes) are used. The full suffix is <code>.Hnn</code> where <i>nn</i> is the absolute number of the sectlof.
.ins	The suffix of the name for an installation file of a \LaTeX package or class. When compiled with \LaTeX , it extracts the files of the package or class from an <code>.dtx</code> file.
.lof	The suffix of the name of the “list of figures” file.
.log	The suffix of the name of the log file (compilation report).
.lot	The suffix of the name of the “list of tables” file.
.M	The base suffix of the name for a minitoc file when short extensions (suffixes) are used. The full suffix is <code>.Mnn</code> where <i>nn</i> is the absolute number of the minitoc.
.maf	The suffix of the name of the file generated by the <code>listfiles</code> package option. This file contains the list of the minitoc auxiliary files.
.mld	The suffix for the name of a minitoc language definition file. A minitoc language definition file contains the definitions for the mini-table titles in a given language.
.mlf	The base suffix of the name for a minilof file when long extensions (suffixes) are used. The full suffix is <code>.mlfnn</code> where <i>nn</i> is the absolute number of the minilof.
.mlo	The suffix for the name of a minitoc language object file. For some exotic languages, the encoding makes not easy to put directly the titles in a <code>.mld</code> file; hence the <code>.mld</code> file must load a <code>.mlo</code> file.
.mlt	The base suffix of the name for a minilot file when long extensions (suffixes) are used. The full suffix is <code>.mltnn</code> where <i>nn</i> is the absolute number of the minilot.
.mtc	The base suffix of the name for a minitoc file when long extensions (suffixes) are used. The full suffix is <code>.mtcnn</code> where <i>nn</i> is the absolute number of the minitoc.
.P	The base suffix of the name for a parttoc file when short extensions (suffixes) are used. The full suffix is <code>.Pnn</code> where <i>nn</i> is the absolute number of the parttoc.
.plf	The base suffix of the name for a partlof file when long extensions (suffixes) are used. The full suffix is <code>.plfnn</code> where <i>nn</i> is the absolute number of the partlof.
.plt	The base suffix of the name for a partlot file when long extensions (suffixes) are used. The full suffix is <code>.pltnn</code> where <i>nn</i> is the absolute number of the partlot.
.ptc	The base suffix of the name for a parttoc file when long extensions (suffixes) are used. The full suffix is <code>.ptcnn</code> where <i>nn</i> is the absolute number of the parttoc.

- .S** The base suffix of the name for a secttoc file when short extensions (suffixes) are used. The full suffix is *.Snn* where *nn* is the absolute number of the secttoc.
- .slf** The base suffix of the name for a sectlof file when long extensions (suffixes) are used. The full suffix is *.slfnn* where *nn* is the absolute number of the sectlof.
- .slt** The base suffix of the name for a sectlot file when long extensions (suffixes) are used. The full suffix is *.sltnn* where *nn* is the absolute number of the sectlot.
- .stc** The base suffix of the name for a secttoc file when long extensions (suffixes) are used. The full suffix is *.stcnn* where *nn* is the absolute number of the secttoc.
- .sty** The suffix for the name of a package file, loaded via `\usepackage`.
- .T** The base suffix of the name for a minilot file when short extensions (suffixes) are used. The full suffix is *.Tnn* where *nn* is the absolute number of the minilot.
- .tex** The suffix of the name of a \TeX or \LaTeX normal source file.
- .toc** The suffix of the name of the “table of contents” file.
- .U** The base suffix of the name for a partlot file when short extensions (suffixes) are used. The full suffix is *.Unn* where *nn* is the absolute number of the partlot.
- .V** The base suffix of the name for a sectlot file when short extensions (suffixes) are used. The full suffix is *.Vnn* where *nn* is the absolute number of the sectlot.
- 2c.tex** An example file showing the use of the `minitoc` package with a two columns page layout.
- absolute numbering** The auxiliary files for the mini-tables have a suffix containing an *absolute number*, i.e., the number is unique and always increasing from the first part, chapter or section; this has solved some obscure problems, and also made obsolete some commands, like `\firstpartis`, `\firstchapteris`, and `\firstsectionis`. The absolute numbering has been introduced in version #23.
- abstract** The abstract package [203] (by Peter R. WILSON) needs some precautions if used with its `addtotoc` option.
- add.bib** A small bibliographic data base for the `add.tex` and `addsec.tex` example documents.
- add.tex** An example document showing how to use `\mtcaddchapter` and the `tocbibind` package [205] with `minitoc`. See section 4.3 on page 95.

addsec.tex An example document showing how to use `\mtcaddsection` and the `tocbibind` package [205] with `minitoc`. See section 4.4 on page 100. It also shows how it is challenging to manage the mini-lists of floats at the section level.

adjustment Some `minitoc` commands and environments are known as “adjustment commands” because they are used in some circumstances to “adjust” a counter or to alter the displaying of contents files. These commands and environments are `\adjustptc`, `\adjustmtc`, `\adjuststc`, `\decrementptc`, `\decrementmtc`, `\decrementstc`, `\incrementptc`, `\incrementmtc`, `\incrementstc`, `\mtcaddpart`, `\mtcaddchapter`, `\mtcaddsection`, `\mtcfixglossary`, `\mtcfixindex`, `mtchideinmaintoc`, `mtchideinmainlof`, and `mtchideinmainlot`. It is *strongly recommended* that the user verifies the result of such adjustments in the final document.



after A type of *feature* (see this term) which is executed *after* a given type of mini-table. Look at the documentation of the `\mtcsetfeature` command, in section 1.10 on page 44.

alnumsec The `alnumsec` package [125] allows you to use alphanumeric section numbering, e.g. A. Introduction; III. International Law. It’s output is similar to the `alphanum` package (part of the `jura` class [77]), but you can use the standard \LaTeX sectioning commands. Thus it is possible to switch numbering schemes easily. Greek letters, double letters (bb) and different delimiters around them are supported. It must be loaded *before* the `minitoc` package (see point 1.8 on page 49 and section 2.42 on page 72).

alphanum The `alphanum` package, which is part of the specialized `jura` class [77], by Felix BRAUN, is incompatible with the `minitoc` package.

\mathcal{AMS} the American Mathematical Society. This society has developed some document classes: `amsart` and `amsproc` are incompatible with the `minitoc` package, `amsbook` is compatible but needs precautions.

amsart, amsart.cls A document class for articles, provided by the American Mathematical Society (\mathcal{AMS}). This class is incompatible with the `minitoc` package.

amsbook, amsbook.cls A document class for books, provided by the American Mathematical Society (\mathcal{AMS}). This class is compatible with the `minitoc` package, but needs some precautions. See section 2.24 on page 62.

amsproc, amsproc.cls A document class for conference proceedings, provided by the American Mathematical Society (\mathcal{AMS}). This class is incompatible with the `minitoc` package.

Antomega Antomega [124] (by Alexej M. KRYUKOV and Dmitry IVANOV) is a language support package for **Lambda** (Λ), based on the original `omega.sty` file of the Omega project (Ω). However, it provides some additional useful functionalities. Some languages definition files (.mld) use titles taken from Antomega: `greek-mono.mld`, `greek-polydemo.mld`, `greek-polykatha.mld`, `latvian.mld`, `polish2.mld`, `russian2m.mld`, `russian2o.mld`, and `spanish3.mld`.

appendices See appendix below.

appendix The appendix package [204] (by Peter R. WILSON) provides various ways of formatting the titles of appendices. Also (sub)appendices environments are provided that can be used, for example, for per chapter/section appendices. If this package is used with minitoc, some precautions are needed (see section 2.20 on page 59).

app-mem.tex An example file showing the use of the appendices environment in a memoir class document with the minitoc package.

apx.tex An example file showing the use of the \mtchideinmaintoc environment to hide the entries of the appendices in the main TOC and to create a part-level TOC for the appendices.

ArabTeX ArabTeX [127, 128] is a package (by Klaus LAGALLY) to prepare L^AT_EX documents in the arabic or hebrew languages. The titles in arab.mld (or arabic.mld), arab2.mld and hebrew.mld come from ArabTeX, while the titles of hebrew2.mld comes from Babel.

ArmTeX ArmTeX [89] is a package (by Serguei DACHIAN and others) to prepare L^AT_EX documents in the armenian language. The titles in armenian.mld come from ArmTeX.

article A standard L^AT_EX document class. It has sectionning commands: \part and \section (and below), but not \chapter. It is compatible with the minitoc package and you can make mini-tables at the part and section levels (but, of course, not at the chapter level).

\AtBeginDocument This standard macro allows to add code to be executed at the beginning of the document (if fact, at the very end of its preamble, but inside it, which implies some restrictions), at the point where \begin{document} is processed. This allows a package (or a class) to add code without creating any conflicts with other packages trying to do the same.

\AtEndDocument This standard macro allows to add code to be executed at the end of the document, at the point where \end{document} is processed. This allows a package (or a class) to add code without creating any conflicts with other packages trying to do the same.

autoconfiguration Since version #28, minitoc detects automatically if the extensions (suffixes) of the file names are limited to 3 characters (like under MS-DOS) or not. This process is named autoconfiguration. The package option shorttext forces the limitation to 3 characters.

auxiliary During the preparation of a document, the L^AT_EX system uses some **auxiliary** files to store information. The standard auxiliary files are document.aux (for cross-reference labels, counters, etc.), document.toc for the table of contents, document.lof for the list of figures, and document.lot for the list of tables. The minitoc package creates its own auxiliary files, to store the contents of each mini-table. These files are the *minitoc auxiliary files*, whose names are document.extension, the table 1.11 on page 50 lists the possible extensions.

- babel** The babel package [30, 31] (by Johannes BRAAMS and others) is a large package useful to write L^AT_EX documents in many languages, not only english. Many titles for mini-tables come from the babel package.
- BangT_EX** A package for typesetting documents in the Bangla language using the T_EX/L^AT_EX systems; see [166].
- before** A type of *feature* (see this term) which is executed *before* a given type of mini-table. Look at the documentation of the `\mtcsetfeature` command, in section 1.10 on page 44.
- BibT_EX** A program by Oren PATASHNIK to make bibliographies in L^AT_EX documents. Distributed with L^AT_EX. See [148, 168, 169].
- bibtopic** A L^AT_EX package [12] for including several bibliographies in a document. These bibliographies might be considered to cover different topics (hence the name) or bibliographic material (e.g., primary and secondary literature) and the like.
- bibunits** The bibunits package [102] allows separate bibliographies for different units or parts of the text. The units can be chapters, sections or bibunit environments. This package is compatible with a wide variety of packages, including, but not limited to, natbib, overcite and KOMA-Script classes [161].
- bo.tex** An example file showing the use of the minitoc package with a two columns page layout and using the tocloft package [202].
- book** A standard L^AT_EX document class. It has sectionning commands: `\part`, `\chapter`, and `\section` (and below). It is compatible with the minitoc package and you can make mini-tables at the part and chapter levels (but not at the section level, to avoid too many auxiliary files).
- cappuccino** See “minutes” below.
- captcont** The captcont package [84] provides support for retaining a figure or caption number across several float environments — usually over several pages. It allows control over the contents of the List-of-Figures and the List-of-Tables pages. It should be compatible with all other packages that modify or extend the float environment and with the subfig package [85] in particular.
- caption** The caption package [183] provides many ways to customize the captions in floating environments such `figure` and `table` and cooperates with many other packages.
- caption2** The¹ caption2 package [182] used to be an experimental side-version of the regular caption package [183] and has been superseeded by the new release of the regular caption package version 3.0 in December 2003. caption2 is still some kind of supported, that means it will be part of future releases and bugs will still be fixed, so existing documents using this package will still compile. But Axel SOMMERFELDT will *not* answer questions about

¹ This text comes from the documentation of the caption package. The caption and caption2 packages have the same author, Axel SOMMERFELDT.

this package anymore except questions on migrating to the regular version of the `caption` package. And it will *not* be adapted or enhanced in the future.

So please don't use this package for new documents. It's old, it's obsolete and it starts to begin smell bad!

Please ignore all hints in books or other documents which try to tell you that the `caption2` package should be used instead of the `caption` package – these hints are outdated since December 2003.

catalog A plain text file which contains basic infos about the `minitoc` package (abstract, date, author, version, licence).

catcode Short for “category code”. In² the first place, it's wise to have a precise idea of what your keyboard sends to the machine. There are 256 characters that \TeX might encounter at each step, in a file or in a line of text typed directly on your terminal. These 256 characters are classified into 16 categories numbered 0 to 15. See table 6.1. It's not necessary for you to learn these code numbers;

Table 6.1: Category codes

	Category	Meaning
0	Escape character	(\ usually)
1	Beginning of group	{ usually)
2	End of group	} usually)
3	Math shift	(\$ usually)
4	Alignment tab	(& usually)
5	End of line	(\return usually)
6	Parameter	(# usually)
7	Superscript	(^ usually)
8	Subscript	(_ usually)
9	Ignored character	(\null usually)
10	Space	(_ usually)
11	Letter	(A, ..., Z and a, ..., z)
12	Other character	(none of the above or below)
13	Active character	(~ usually)
14	Comment character	(% usually)
15	Invalid character	(\delete usually)

the point is only that \TeX responds to 16 different types of characters. At first, “*The \TeX book*” led you to believe that there were just two types—the escape character and the others—and then you were told about two more types, the grouping symbols { and }. The category code for any character can be changed at any time, but it is usually wise to stick to a particular scheme.

ccaption The `ccaption` package [207] provides commands for “continuation captions”, unnumbered captions, and a legend heading for any environment. Methods are provided to define captions for use outside float environments, and to define new float environments and subfloats. Tools are provided for defining your own captioning styles.

² This definition is taken from “*The \TeX book*” [118].

Table 6.2: Encoding schemes implemented in CJK

Encoding	1 byte	2 bytes	3 bytes
GB	0xA1–0xF7	0xA1–0xFE	—
Big 5	0xA1–0xF9	0x40–0xFE	—
JIS	0xA1–0xF4	0xA1–0xFE	—
SJIS	0xA1–0xFE	0x40–0xFC	—
KS	0xA1–0xFD	0xA1–0xFE	—
UTF 8	0xC0–0xEF	0x80–0xBF	0x80–0xBF
CNS	0xA1–0xFE	0xA1–0xFE	—

ch0.tex An example file showing the use of the `minitoc` package in a document with a starred first chapter.

Chapter 0 Some documents do not begin with chapter number one, but with chapter number zero (or even a weirder number). This caused a serious problem in old versions of the `minitoc` package: the minitocs appeared in the wrong chapters, and a first correction was the introduction of specific commands (`\firstchapteris` and `co.`). With the addition of the absolute numbering of the mini-table auxiliary files (see *absolute* above), the problem was solved in `minitoc` version #23, and these commands became obsolete. See section 1.5.4 on page 45.

chapterbib The `chapterbib` package [7] allows multiple bibliographies in a \LaTeX document, including items `\cite'd` in more than one bibliography. Despite the name “chapterbib”, *the bibliographies are for each included file*, not necessarily for each chapter.

checkfiles A package option of `minitoc`. It checks every mini-table to look if it is empty; then empty mini-tables are *not* printed. This is de default. The opposite package option (`nocheckfiles`) prints even the empty mini-tables, which look ugly. See section 9.74.2 on page 360.

CJK The CJK system [140, 141] (by Werner LEMBERG and others), is a set of packages and fonts to prepare \LaTeX documents in some oriental language, like chinese, japanese, korean (with Hangûl or Hanja fonts), and thai, plus some variants of russian. The titles of mini-tables for these languages come from some files CJK files and inserted in `.mld` files when possible, or in `.mlo` files when the encoding is incompatible with the `.ins/.dtx` mechanism; the `.mld` file must input the corresponding `.mlo` file. CJK implements the GB, Big 5, JIS, SJIS, KS, UTF 8, and CNS encodings (on 16 bits, except UTF 8 on 24 bits). See table 6.2.

Some encoding schemes (Big 5, SJIS) have gaps in the range of the second byte. It is difficult to input Big 5 and SJIS encoding directly into \TeX since some of the values used for the encodings’ second bytes are reserved for control characters: ‘{’, ‘}’, and ‘\’. Redefining them breaks a lot of things in \LaTeX ; to avoid this, preprocessors are normally used which convert the second byte into a number followed by a delimiter character. For further details, please refer to [146, 147]; Ken LUNDE discusses in great detail all CJK encodings which are or have been in use. Please note that the `minitoc` package

uses the `.mlo` files as a workaround for this problem; see section 1.4.12 on page 40.

class The³**class** is the first information L^AT_EX needs to know when processing an input file; it is the type of document the author wants to create. This is specified with the `\documentclass` command.

`\documentclass[options]{class}`

Here *class* specifies the type of document to be created. Table 6.3 lists the standard document classes. The L^AT_EX 2_ε distribution provides additional classes for other documents, including letters and slides, but the `minitoc` package has not been tested with all these classes. The *options* parameters customize the behaviour of the document class. The options have to be separated by commas. The standard classes supported by the `minitoc` package are listed in section 2.7 on page 55.

Table 6.3: Document classes

Class	Usage
<code>article</code>	For articles in scientific journals, presentations, short reports, program documentation, invitations, ...
<code>report</code>	For longer reports containing several chapters, small books, PhD theses, ...
<code>book</code>	For real books
<code>slides</code>	For slides; the class uses big sans serif letters. You might want to consider using BeamerT _E X ^a instead. Do not use <code>minitoc</code> with these classes.

^a <http://www.dante.de/tex-archive/macros/latex/contrib/beamer/doc/beameruserguide.pdf>

CMR For “Computer Modern Roman”. The roman subset of the Computer Modern fonts. See “Computer Modern” below.

comp.text.tex The Usenet news group about T_EX and L^AT_EX, in english.

Computer Modern A set of fonts [117] designed by Donald K_NUTH for T_EX. Initially they were built with METAFONT [119] (a program also created by K_NUTH), but PostScript versions exist today, with extensions (for accented characters, mainly): the EC-fonts (European Computer Modern), the cm-super fonts, etc.

counter A T_EX register containing an integer value. There are 256 counters (from 0 to 255) in T_EX, but L^AT_EX uses some of them, and many packages need some counters for their own usage. An extended version derived from T_EX, ε -T_EX [78], allows more counters. Omega (Ω) also offers more counters.

cri.tex An example file showing the use of the `minitoc` package with starred parts and chapters.

CTAN The *Comprehensive T_EX Archive Network*, a set of computer archives containing most of the T_EX related resources (like fonts, software, documentations, packages). They are accessible via Internet. The participating hosts in the Comprehensive TeX Archive Network are:

³ This note is extracted from [164], then adapted.

- `ftp.dante.de` (Hamburg, Germany)
 - anonymous ftp `/tex-archive (/pub/tex /pub/archive)`
 - rsync access on <rsync://rsync.dante.de/CTAN/>
 - World Wide Web access on <http://www.dante.de/>
 - Administrator: <mailto:ftpmaint@dante.de>
- `ftp.tex.ac.uk` (Cambridge, UK)
 - anonymous ftp `/tex-archive (/pub/tex /pub/archive)`
 - rsync access on <rsync://rsync.tex.ac.uk/CTAN/>
 - NFS mountable from <nfs.tex.ac.uk:/tex-archive>
 - World Wide Web access on <http://www.tex.ac.uk/>
 - Administrator: <mailto:ctan-uk@tex.ac.uk>
- `tug.ctan.org` (Colchester, Vermont, USA)
 - anonymous ftp `/tex-archive (/pub/archive)`
 - World Wide Web access on <http://www.ctan.org/>
 - Administrator: <mailto:tex@ctan.tug.org>

There are also many sites mirroring these main archives.

depth In the standard documents classes (and in most classes) with sectionning commands, we have a notion of **depth**. The depth of a sectionning command determines the numbering level in its title (from the value of the `secnumdepth` counter), and the entries for a given sectionning command appear in the main table of contents if the depth of this sectionning command is lower than or equal to the value of the `tocdepth` counter; see table 6.4 for the depths of the sectionning commands in the main document classes.

Table 6.4: Depths for sectionning commands

Class:	book	report	article
<code>secnumdepth</code>	2	2	3
<code>\part</code>	-1	-1	0
<code>\chapter</code>	0	0	×
<code>\section</code>	1	1	1
<code>\subsection</code>	2	2	2
<code>\subsubsection</code>	3	3	3
<code>\paragraph</code>	4	4	4
<code>\subparagraph</code>	5	5	5

The mechanism is analog for the `parttocs`, `minitocs`, and `secttocs`, using the values of the `parttocdepth`, `minitocdepth`, and `secttocdepth` counters. If you use sub-figures or sub-tables, the corresponding mini-tables use counters like `partlofdepth`, `partlotdepth`, `minilofdepth`, `minilotdepth`, `sectlofdepth`, and `sectlotdepth`.

descriptor (file descriptor). A software entity describing the interface between a program and a file. For most programs and operating systems, the number of file descriptors is limited. For $\text{T}_{\text{E}}\text{X}$ (and $\text{L}_{\text{A}}\text{T}_{\text{E}}\text{X}$), there are 16 file descriptors for writing and 16 file descriptors for reading.

duplex2v.pro A PostScript header file, which tries to activate recto-verso printing. It works with some HP and Canon PostScript printers.

em A length unit equal (approximatively) to the width of a “m” letter in the current font.

emk An example of shell script to prepare the english documentation of the minitoc package. The script imk must have be run previously. See item 9 on page 213.

encoding This specifies the order that characters appear in the font (e.g., whether the 65th character is “A”). The most common value for TeX font encoding is OT1. The other predefined option is T1 (extended T_EX). There’s also US ASCII (7 bit), ISO Latin-1 (8 bit), Adobe Standard Encoding, UTF8 (Unicode), etc. See [139].

environment An environment is a delimited domain in a document, where special rules apply. Such a domain is delimited by `\begin{env} ... \end{env}` and may take arguments, like this:

```
\begin{minipage}[t]{.5\textwidth}
\end{minipage}
```

ethiop A L^AT_EX package [23] giving the ethiopian language support for the Babel package [30, 31].

extension The name of a file is often made of 2 parts: a *base name* and an *extension*, separated by a dot. On some old operating systems, the base name is limited to 8 characters and the extension to 3 characters (the “8+3” scheme). See also sections 1.9 on page 50 and 2.5 on page 55. It is strongly recommended to not have more than one dot in a file name.

farsi.sty See FarsiT_EX below.

FarsiT_EX A package to typeset a document in the farsi (iranian, persian) language. See <http://www.farsitex.org>. But this package is today available only for L^AT_EX2.09. See also sections 13.50 on page 434 and 13.51 on page 435.

features A feature (for the minitoc package) is a set of actions executed at each occurrence of a mini-table of a given type. Three features are associated to each mini-table type: a “before” feature (executed before the mini-table), an “after” feature (executed after the mini-table), and a “thispagestyle” feature, which is executed with the mini-table to set its page style. Look at the documentation of the `\mtcsetfeature` command, in section 1.10 on page 44.

filecontents A special L^AT_EX environment. It allows to create a file (whose name is passed as an argument of the environment) by writing the contents of the environment into that file:

```
\begin{filecontents}{file}
...contents ...
\end{filecontents}
```

This environment should be used *before* `\documentclass`. It is used in `minitoc.ins` to prepare the `.mlo` files (see section 1.4.12 on page 40) and some files used in the compilation of the documentation.

\firstchapteris An obsolete command, temporary used as a workaround for the Chapter 0 problem; see **Chapter 0** and **absolute numbering** above, and section 1.5.4 on page 45.

\firstpartis Analog to `\firstchapteris` above.

\firstsectionis Analog to `\firstchapteris` above

\FloatBarrier A macro from the `placeins` package [9]. It set up a “barrier” against the drift of floats (like figures or tables).

fminitoc.bib A bibliographic data base for the french documentation of the `minitoc` package.

fminitoc.dtx The source file for the french documentation of the `minitoc` package. In fact, it just sets `\jobname` then loads `minitoc.dtx`, which itself loads `minitoc.lan` to select the language used in `minitoc.dtx`; `minitoc.dtx` contains both english and french documentation fragments, selected by `\ifcase` constructs with the `\LANG` variable, set to 0 by `minitoc.lan` or to 1 by `fminitoc.lan` (i.e., by `\jobname.lan`). `fminitoc.dtx` is generated when compiling `minitoc.ins`.

fminitoc.ist This file contains a style for formatting the index in the french documentation. It is generated when compiling `minitoc.ins`.

fminitoc.lan A file used to force the french language in the documentation. It is generated when compiling `minitoc.ins`.

fminitoc.pdf The french documentation in PDF format.

fminitoc.ps The french documentation in PostScript format. No more distributed (but look at the `fmk` and `pmk` scripts).

fmk An example of shell script to prepare the french documentation of the `minitoc` package. The script `imk` must have be run previously. See item 9 on page 213.

fncychap The `fncychap` package [143] provides a set of commands for changing the format used for some headings (chapters) in the standard \LaTeX 2 ϵ document classes: `book`, and `report`. It must be loaded *before* the `minitoc` package (see point 1.8 on page 49 and section 2.38 on page 71).

fo1.tex An example file showing the use of the `minitoc` package with changing some fonts.

fo2.tex Another example file showing the use of the `minitoc` package with changing some fonts.

fr.comp.text.tex The Usenet newsgroup about \TeX and \LaTeX , in french.

franc.sty A small package file used to prepare the french documentation. It is generated when compiling `minitoc.ins`.

- frbib.sty** A small package file used to prepare the bibliography of the french documentation. It is generated when compiling `minitoc.ins`.
- frnew.sty** A small package file used to prepare the french documentation. It is generated when compiling `minitoc.ins`.
- frplain1.bst** A bibliographic style file used to prepare the bibliography of the french documentation. It has been updated from the standard `plain.bst` for french by Ronan KERYELL, then I added some adaptations for french (like last names in small caps for authors and editors), then modified with the `urlbst` [101] tool to add an URL field.
- gaps.tex** An example file showing the use of the `\mtcgapbeforeheads` and `\mtcgapafterheads` commands.
- guarani** A \LaTeX package to compose text in Guarani, the main language spoken in Paraguay. The file `guarani.ldf`, included in this package, defines the titles. See [26] and section 13.69 on page 445.
- hangcaption** The `hangcaption` package [116] defines a variant of the `\caption` command to produce captions with hanging indentation. This package is likely obsolete (1992, \LaTeX 2.09).
- hia.tex** An example file showing the use of the `minitoc` package to hide the entries for some tables in the main list of tables of an `article` class document.
- hide1.tex** An example file showing the use of the `mtchideinmainlof` and `mtchideinmainlot` environments.
- hide2.tex** An example file showing the use of the following pairs of commands: `\mtchideinmainlof` and `\endmtchideinmainlof`, `\mtchideinmainlot` and `\endmtchideinmainlot`.
- hint** An indication, a clue to detect a problem. It is also a message written (into the `document.log` file) by the `hints` option (see below).
- hints** An option of the `minitoc` package. It verifies the loading order of some packages, the invocation order of some `minitoc` commands, the coherence between main `minitoc` commands, etc., and gives warnings and other useful hints (mainly in the `.log` file). This is a default option (use the `nohints` option to skip these checks).
- hir.tex** An example file showing the use of the `minitoc` package to hide the entries for some tables in the main list of tables of a `report` class document.
- H\LaTeX** A system to write documents in the Korean language, using Lambda (Λ) (see below). Written by KOAUNGH Un [121, in korean]. It uses special Hangûl or Hanja fonts and the UTF-8 input encoding.
- hop.tex** An example file showing the use of the `minitoc` package with the `scrbook` document class.

hyperlink In a document, a reference to another object which is dynamically found (via a click with the mouse). This requires a special type of document (PDF, PostScript with hypertext features) and a suitable viewer (PDF viewer, recent PS viewer). This is useful to navigate in a document or in many documents, which can be remote documents.

hyperref The `hyperref` package [176] is used to emend cross-referencing commands in \LaTeX to produce some sort of `\special` commands; there are backends for the `\special` set defined for `HyperTeX` dvi processors, for embedded pdfmark commands for processing by Acrobat Distiller (`dvips` and `dvipsone`), for `dviwindo`, for `pdfTeX`, for `TeX4ht`, and for `VTeX`'s pdf and HTML backends.

This package derives from, and builds on, the work of the `HyperTeX` project, described at <http://xxx.lanl.gov/hypertex/>. It extends the functionality of all the \LaTeX cross-referencing commands (including the table of contents, bibliographies, etc.) to produce `\special` commands which a driver can turn into hypertext links; it also provides new commands to allow the user to write *ad hoc* hypertext links (hyperlinks), including those to external documents and URLs.

ifmtarg The `ifmtarg` package [211] provides an if-then-else command for testing if a macro argument is empty ("empty" meaning zero or more spaces only).

imk An example of shell script, which prepares the `minitoc` package from `minitoc.ins` and `minitoc.dtx`; note that `imk` must be run before running `emk` or `fmk`. See item 9 on page 213.

insection The `insection` package option loads the `placeins` package [9] with adequate options to avoid the floats (like figures and tables) to drift outside of their sections. This package option is recommended if you use `sectlofs` or `sectlots` in your document. See section 1.2 on page 27.

insertion The insertion commands of the `minitoc` package insert a mini-table in the document. A corresponding *preparation* command must have been invoked (only once) before. The insertion commands are:

```
\parttoc, \partlof, \partlot,
\minitoc, \minilof, \minilot,
\secttoc, \sectlof, \sectlot,
\mtcprepare
```

INSTALL A text file describing the installation of the `minitoc` package. See chapter 7 on page 211.

\jobname A \TeX primitive containing the name of the document in preparation, i.e., the name of the file read first by \TeX (or \LaTeX), without its extension. Very useful to build the names of other files.

jura The `jura` class [77], by Felix BRAUN, is incompatible with the `minitoc` package. It is used for german judicial documents.

k-loose A `minitoc` package option useful if your document is written with one of the KOMA-Script classes. This option tries to set a loose line spacing in the mini-tables. Analog to the `loose` package option for standard classes.

k-tight A minitoc package option useful if your document is written with one of the KOMA-Script classes. This option tries to set a tight line spacing in the mini-tables. Analog to the `tight` package option for standard classes.

KOMA-Script KOMA-Script [161] is a very complex bundle. You may see this, because it is not only one class or one package but a bundle of many classes and packages. The classes (`scrartcl.cls`, `scrbook.cls`, `scrletter.cls`, `scrlettr2.cls`, and `scrreprt.cls`) are counterparts to the standard classes but never they come with only the same commands, environments, options and optional possibilities like the standard classes nor they result in the same look-a-like.

The `scrbook.cls`, `scrreprt.cls`, and `scrartcl.cls` classes are compatible with the `minitoc` package, with some precautions (see section 1.5.5 on page 46). The `scrletter.cls` and `scrlettr2.cls` have no sectioning commands, so the `minitoc` package is pointless with them.

KOMA-Script comes with a lot of classes, packages, commands, environments and possibilities. Some of these you may find also at the standard classes, many of them you wouldn't. Some are even supplements to the \LaTeX kernel.

The main classes of the KOMA-Script bundle are designed as counterparts to the standard \LaTeX classes. This means that the KOMA-Script bundle contains replacements for the three standard classes `book`, `report`, and `article`. There is also a replacement for the standard class `letter`.

Lambda The \LaTeX format (in the \TeX meaning of that word) adapted to the special features of Omega (Ω) is called “Lambda” (Λ).

\LaTeX \LaTeX [129] is a typesetting system that is very suitable for producing scientific and mathematical documents of high typographical quality. It is also suitable for producing all sorts of other documents, from simple letters to complete books. \LaTeX uses \TeX [118, 120] as its formatting engine (from [164]).

In fact, \LaTeX is a macro package that enables authors to typeset and print their work at the highest typographical quality, using a predefined, professional layout. \LaTeX was originally written by Leslie LAMPORT [129]. It uses the \TeX formatter as its typesetting engine. These days \LaTeX is maintained by Frank MITTELBACH and his team.

In 1994 the \LaTeX package was updated by the $\text{\LaTeX}3$ team, led by Frank MITTELBACH, to include some long-requested improvements, and to reunify all the patched versions which had cropped up since the release of $\text{\LaTeX}2.09$ some years earlier. To distinguish the new version from the old, it is called $\text{\LaTeX}2_{\epsilon}$.

\LaTeX is pronounced “Lay-tech” or “Lah-tech.” If you refer to \LaTeX in an ASCII environment, you type `LaTeX`. $\text{\LaTeX}2_{\epsilon}$ is pronounced “Lay-tech two e” and typed `LaTeX2e`.

$\text{\LaTeX}2.09$ An obsolete version of the \LaTeX program, before 1994; it is no more supported. Do not use it. Use the current version of $\text{\LaTeX}2_{\epsilon}$, which is supported and much more efficient.

- L^AT_EX 2_ε** The current version of the L^AT_EX program, after 1994; it is supported.
- leaders** A repetitive sequence of dots (or of one another small character), regularly spaced, used to link two objects on the same line (leading from a title to a page number in a table of contents or the like).
- letter** A standard document class to prepare letters for postal mail (mail on paper). As such documents have no sectioning commands nor structure, the `minitoc` package is pointless (hence incompatible) with them.
- lipsum** The `lipsum` package [104] allows to easily insert sentences in a test file with a minimum of typing. The sentences are in latin but are modified and made nearly senseless. I have used this package in some of the examples of documents. See also <http://lipsum.com> for the origin of this text (pieces of *De Finibus Bonorum et Malorum* by Marcus Tullius Cicero).
- listfiles** An option of the `minitoc` package. It creates a list of the `minitoc` auxiliary files (these files contains the mini-tables and may be removed after the L^AT_EX run) in the `document.maf` file. See section 1.7 on page 48.
- livre.tex** An example file showing the use of the `minitoc` package in a book with customized table of contents an `minitocs`.
- LOF** An acronym for “list of figures”.
- lofdepth** This counter, if it exists, contains the depth of the list of figures.
- loose** An option of the `minitoc` package. It gives a loose line spacing in the mini-tables. It is the default. The opposite option is `tight`.
- LOT** An acronym for “list of tables”.
- lotdepth** This counter, if it exists, contains the depth of the list of tables.
- LPPL** The *LaTeX Project Public License*, available at <http://www.latex-project.org/lppl.txt>
- Its current version is 1.3 (2003-12-01). The `minitoc` package is distributed under this license.
- \makeatletter** and **\makeatother** Many⁴ internal commands of L^AT_EX, of packages and classes contain the @ character in their names. This effectively prevents such names from being used in documents for user-defined commands. However, it also means that they cannot appear in a document, even in the preamble, without taking special precautions. As it is sometimes necessary to have such bits of “internal code” in the preamble, the commands `\makeatletter` and `\makeatother` make it easy to do: the difficult bit is to remember to add them, failure to do so can result in some strange errors. And these commands should never be used in a package ou class file.
- makefile** A special text file containing instructions describing the creation and the installation of a piece of software, using the “**make**” utility; **make** is a nice tool coming from the Unix operating system, but variants exists.

⁴ Informations from [156, page 843].

mcaption The `mcaption` package [111] provides a `margincap` environment for putting captions in the outer document margin with either a top or bottom alignment.

mem.tex An example file showing the use of the `minitoc` package with the `memoir` class.

mem1.tex An example file showing the use of the `minitoc` package with the `memoir` class, if you want to change some fonts.

memoir, memoir.cls A very general and powerful document class (by Peter R. WILSON, described in [208, 209]); this class is compatible with the `minitoc` package (with some precautions) if you use a recent version. See section 2.22 on page 61.

mini-art.tex An example of document (article class) using the `minitoc` package.

mini-bibliography See `minibbl` below.

mini-list Synonym for “mini-table” below.

mini-lof See “minilof” below.

mini-lot See “minilot” below.

mini-table This term refers to a local table of contents (like a table of contents, a list of figures or a list of tables) for a sectioning unit (part, chapter or section), by opposition to a global table (the table of contents, the list of figures or the list of tables for the whole document). The main aim of the `minitoc` package is the creation of such mini-tables. But the term “minitoc” is also used to refer to such mini-table, as a generic term, because the first versions of the package allowed only table of contents for chapters.

mini-toc See “minitoc” below.

minibbl Short for “mini-bibliography”, i.e., to have a bibliography per part, chapter or section, or even by theme or subject. This is out of the domain of the `minitoc` package. See section 2.9 on page 56.

minilof A list of figures for a chapter.

minilofdepth This counter, if defined, contains the depth of the minilofs.

minilot A list of tables for a chapter.

minilotdepth This counter, if defined, contains the depth of the minilots.

minitoc A table of contents for a chapter. Also used as a generic term for any mini-table (see “mini-table” above).

minitoc-ex.tex An example of document (book or report class) using the `minitoc` package.

minitoc.bib A bibliographic data base for the english documentation of the `minitoc` package.

minitoc.bug A plain text file containing a list of problems and questions about the minitoc package. See chapter 2 on page 52.

minitocdepth This counter contains the depth of the minitocs.

minitoc.dtx The file containing the documentation and the commented code of the minitoc package.

minitoc-hyper.sty A special version of the minitoc package which has been prepared by Bernd JAEHNE and Didier VERNA to work with the powerful hyperref package [176]; Heiko OBERDIEK has integrated their work so since version #31, minitoc is compatible with hyperref. *Hence the minitoc-hyper.sty package is now obsolete and should no more be used. It is still present on the CTAN archives for compatibility with old documents.*



minitoc.ins The installation file for the minitoc package. Compiling it with L^AT_EX produces most of the files of the minitoc package.

minitoc.ist This file contains a style for formatting the index in the english documentation. It is generated when compiling minitoc.ins.

minitoc.l A text file containing the list of all the files being included in the minitoc package. Files not listed in minitoc.l are files used only to install the package or to produce its documentation.

minitoc.lan A file used to force the english language in the documentation. It is generated when compiling minitoc.ins.

minitoc.pdf The english documentation in PDF format.

minitoc.pre This file contains a L^AT_EX preamble for the documentation. It is generated when compiling minitoc.ins.

minitoc.ps The english documentation in PostScript format. No more distributed (but look at the emk and pmk scripts).

minitoc.sty This file contains the main part of the minitoc package, with comments removed. It is generated when compiling minitoc.ins.

minitoc.sum A plain text file containing a commented list of the minitoc commands and environments. See chapter 3 on page 74.

minutes The minutes package [142] (by Knut LICKERT) is used to prepare conference proceedings. The minitoc package allows to add “coffee breaks” in the table of contents via commands like \addcoffeeline and \coffeeline (and internal commands) whose names contain the string “coffee”, hence the footnote about “cappuccino” ☕ in the installation chapter!

MonT_EX MonT_EX [86, 88] is a large package to prepare documents in various dialects of the Mongol language (Bicig and Bicig2, Mongol, Bithe and Manju, Buryat, Xalx and Khalkha) and in a dialect of Russian used in Mongolia (Russianc). Bicig is another name for Uighur. You can find many things about Mongolia and Mongolian at the web site [87]. The following description is extracted from [88].

MonTeX is a package which offers support for writing documents in Mongolian, Manju, Buryat and Russian. Mongolian can be represented in traditional Uighur script (also known as Classical or Traditional Script) and Cyrillic. Manju resembles the Traditional Mongolian script (from which it is derived) but uses a rich choice of diacritics in order to eliminate numerous ambiguities of the Mongolian script ancestor. Modern Buryat, like Mongolian in its present form, is written with a Cyrillic alphabet, but both Mongolian (35 letters) and Buryat (36 letters) use more letters than Russian (33 letters).

Mongolian The word *Mongolian* is actually an umbrella term for several languages rather than the precise name of a single language. Things become more complicated when names of ethnic groups, languages and writing systems are mixed.

Xalx or Khalkha is the name of the Mongolian nationality residing in Mongolia proper. Their dialect forms the basis of Mongolian written with Cyrillic letters. Throughout this text, *Modern Mongolian* is used as a synonym.

Buryat is the name of the Mongolian nationality residing in Buryatia, north of Mongolia, east of Lake Baikal, being a part of the Russian Federation. The Buryat call themselves *Buryaad* while Xalx Mongolians call them *Buriad*. The English name follows the Russian orthography. Linguistically, Xalx and Buryat Mongol are fairly close languages; Buryat has a slightly different sound system in which the phoneme /s/ partially shifted to /h/; the modern Buryat Cyrillic alphabet (virtually identical with the Cyrillic alphabet used for writing Modern Mongolian) has one additional letter (H/h, \xalx{H/h}) for marking the difference to /s/.

Bicig (literally *script* in Mongolian) denotes text written in the traditional Mongolian script which is also referred to as Uighur. Throughout this document, the term *Bicig* will be used on an equal footing with *Classical* and *Traditional* Mongolian. The latter term is used in the name of the Unicode/ISO10646 character plane U1800 which contains Mongolian, Manju, Sibe and sets of special characters called Ali Gali or Galig. In order to identify Mongolian script related commands distinct for Mongolian and Manju, the Mongolian commands have the name root *bicig* whereas the Manju commands have the name root *bi* the.

Xalx Mongolian, or Modern Colloquial Mongolian, is about as different from the form written in Classical script as modern English in phonetical spelling (assume it be written in Shavian letters) from the highly historical orthography of Standard English. Beyond these differences, Mongolian written in Classical Script usually preserves a substantial amount of historical grammatical features which make it look a bit like Elizabethan English.

Manju Manju is a Tungusic language closely related to Mongolian. Though Manju is virtually not spoken anymore, it has been the official language during 300 years of Manju government in Qing Dynasty China. Vast amounts of official documents survive, as well as some of the finest multilingual dictionaries ever compiled, e. g. the Pentaglot, or Mirror

in Five Languages, a dictionary with 18671 entries in five languages (Manju, Tibetan, Mongolian, Uighur and Chinese). Manju writing is derived from Uighur Mongolian by adding diacritics in the form of dots and circles.

MS-DOS (Microsoft® Disk Operating System) An old operating system for personal computers (PCs). From the `minitoc` point of view, its main drawback is the use of filenames with short extensions (the “8+3” scheme), which limits to 99 the number of mini-tables for each kind.

mtcmess, mtcmess.sty A package used to provide variants of the standard commands `\PackageInfo`, `\PackageWarning`, `\PackageWarningNoLine`, and `\PackageError` by adding an optional argument for an unique message identifier.

mtcoff, mtcoff.sty A package which is used in place of the `minitoc` package to ignore all the commands and environments of the `minitoc` package. In fact, it defines them to do nothing. Useful if you want a version of your document without any mini-table.

mtcpatchmem, mtcpatchmem.sty A small package which is automatically loaded if necessary when you use the `memoir` document class with a version incompatible with the `minitoc` package, but correctible. It is generated when compiling `minitoc.ins`.

mu A length unit normally used in math mode (`mu` means “math unit”); 18 math units make 1em (one quad), which is about the width of a “m” in the current font. So the size of 1mu is font dependent. The separation between dots in the dotted lines in the mini-tables is expressed in math units.

multibib The `multibib` package [103] allows to create references to multiple bibliographies within one document. It thus provides a complementary functionality to packages like `bibunits` [102] or `chapterbib` [7], which allow to create one bibliography for multiple, but different parts of the document.

mu.tex A document using a `minitoc` set in a `wrapfigure` environment with the `wrapfig` package [6].

needspace The `needspace` package [201] provides commands to reserve space at the bottom of a page. If there is not enough space on the current page (column) a new page (column) is started.

NFSS The *New Font Selection Scheme*. The \LaTeX 2_ε font selection system [138] was first released as the “New Font Selection Scheme” (NFSS) in 1989, and then in release 2 in 1993. \LaTeX 2_ε includes NFSS release 2 as standard.

Every text font in \LaTeX has five *attributes*:

encoding This specifies the order that characters appear in the font. The two most common text encodings used in \LaTeX are K \LaTeX ’s “ \TeX text” encoding, and the “ \TeX text extended” encoding developed by the \TeX Users Group members during a \TeX Conference at Cork in 1990 (hence its informal name “Cork encoding”). See [139].

Table 6.5: Most common font encodings

Encoding	Description
T1	L ^A T _E X extended text (“Cork”)
TS1	L ^A T _E X symbols (Latin)
T2A, T2B, T2C	L ^A T _E X text (Cyrillic)
T3	L ^A T _E X phonetic alphabet
TS3	L ^A T _E X phonetic alphabet (extra symbols)
T4	L ^A T _E X text (African languages)
T5	L ^A T _E X text (Vietnamien)
T7	L ^A T _E X text (reserved for Greek)
OT1	T _E X text (as defined by Donald K _N UTH)
OT2	T _E X text for Cyrillic languages (obsolete)
OT3	International phonetic alphabet (obsolete)
OT4	T _E X text with extensions for the Polish language
OT6	T _E X text with extensions for the Armenian language
OML	T _E X math italic (Donald K _N UTH)
OMS	T _E X math symbols (Donald K _N UTH)
OMX	T _E X math large symbols (Donald K _N UTH)
X2	L ^A T _E X extended text (Cyrillic)
U	Unknown
L<xx>	A local encoding
LTH	Encoding used for the Thai language
LV1	Encoding used with some V _T eX fonts
LY1	Alternative to T1 encoding, for Y&Y software

family The name for a collection of fonts, usually grouped under a common name by the font foundry. For example, “Adobe Times”, “ITC Garamond”, and K_NUTH’s “Computer Modern Roman” are all font families.

series How heavy or expanded a font is. For example, “medium weight”, “narrow” and “bold extended” are all series.

shape The form of the letters within a font family. For example, “italic”, “oblique” and “upright” (sometimes called “roman”) are all font shapes.

size The design size of the font, for example “10pt”.

The possible values for these attributes are given short acronyms by L^AT_EX. The most common values for the font encoding are given in table 6.5.

The “local” encodings are intended for font encodings which are only locally available, for example a font containing an organisation’s logo in various sizes.

There are far too many font families to list them all, but some common ones are listed in table 6.6 on the next page. The most common values for the font series are listed in table 6.7 on the following page. The most common values for the font shape are listed in table 6.8 on the next page.

The font size is specified as a dimension, for example 10pt or 1.5in or 3mm; if no unit is specified, pt is assumed. These five parameters specify every L^AT_EX font, see table 6.9 on the following page, for example.

Table 6.6: Most common font families

Family	Description
<code>cmr</code>	Computer Modern Roman
<code>cmss</code>	Computer Modern Sans
<code>cmtt</code>	Computer Modern Typewriter
<code>cmm</code>	Computer Modern Math Italic
<code>cmsy</code>	Computer Modern Math Symbols
<code>cmex</code>	Computer Modern Math Extensions
<code>ptm</code>	Adobe Times
<code>phv</code>	Adobe Helvetica
<code>pcr</code>	Adobe Courier

Table 6.7: Most common font series

Series	Description
<code>m</code>	Medium
<code>b</code>	Bold
<code>bx</code>	Bold extended
<code>sb</code>	Semi-bold
<code>c</code>	Condensed

Table 6.8: Most common font shapes

Shape	Description
<code>n</code>	Normal (that is “upright” or “roman”)
<code>it</code>	Italic
<code>sl</code>	Slanted (or “oblique”)
<code>sc</code>	Caps and small caps

Table 6.9: The five font parameters for some fonts

	L^AT_EX specification					Font	T_EX font name
OT1	<code>cmr</code>	<code>m</code>	<code>n</code>	<code>10</code>		Computer Modern Roman 10 point	<code>cmr10</code>
OT1	<code>cmss</code>	<code>m</code>	<code>sl</code>	<code>1pc</code>		Computer Modern Sans Oblique 1 pica	<code>cmssi12</code>
OML	<code>cmm</code>	<code>m</code>	<code>it</code>	<code>10pt</code>		Computer Modern Math Italic 10 point	<code>cmmi10</code>
T1	<code>ptm</code>	<code>b</code>	<code>it</code>	<code>1in</code>		Adobe Times Bold Italic 1 inch	<code>ptmb8t at 1in</code>

These five parameters are displayed whenever L^AT_EX gives an overfull box warning, for example:

```
Overfull \hbox (3.80855pt too wide) in paragraph at
lines 314--318
[[]\OT1/cmr/m/n/10 Normally [] and [] will be iden-ti-cal,
```

The table 6.10 on the next page lists the author commands for fonts which set the five attributes⁵.

nocheckfiles A package option of `minitoc`. The opposite of the `checkfiles` package option (see above).

nohints A package option of `minitoc`. The opposite of the `hints` package option (see above).

⁵ The values used by these commands are determined by the document class.

Table 6.10: Author commands for fonts

Author command	Attribute	Value in article class
<code>\textrm...</code> or <code>\rmfamily</code>	family	cmr
<code>\textsf...</code> or <code>\sffamily</code>	family	cmss
<code>\texttt...</code> or <code>\ttfamily</code>	family	cmtt
<code>\textmd...</code> or <code>\mdseries</code>	series	m
<code>\textbf...</code> or <code>\bfseries</code>	series	bx
<code>\textup...</code> or <code>\upshape</code>	shape	n
<code>\textit...</code> or <code>\itshape</code>	shape	it
<code>\textsl...</code> or <code>\slshape</code>	shape	sl
<code>\textsc...</code> or <code>\scshape</code>	shape	sc
<code>\tiny</code>	size	5pt
<code>\scriptsize</code>	size	7pt
<code>\footnotesize</code>	size	8pt
<code>\small</code>	size	9pt
<code>\normalsize</code>	size	10pt
<code>\large</code>	size	12pt
<code>\Large</code>	size	14.4pt
<code>\LARGE</code>	size	17.28pt
<code>\huge</code>	size	20.74pt
<code>\Huge</code>	size	24.88pt

nolistfiles An option of the `minitoc` package. It is the opposite of the `listfiles` above. Default. See section 1.7 on page 48.

notoccite This option of the `minitoc` package loads the `notoccite` package [8] (by Donald ARSENEAU). It avoids problems with `\cite` commands in sectioning commands or captions. See section 1.6 on page 47.

Omega The Omega typesetting system⁶ (Ω) (by Yannis HARALAMBOUS and John PLAICE) is an extension of $\text{T}_{\text{E}}\text{X}$ that is aimed primarily at improving $\text{T}_{\text{E}}\text{X}$'s multilingual abilities.

When the $\text{T}_{\text{E}}\text{X}$ program was originally developed in the mid seventies by Donald KNUTH it was mainly aimed at typesetting mathematical texts in the english language. Since then $\text{T}_{\text{E}}\text{X}$ has made inroads in broader and broader areas of scientific, literary and other scholarly activities in many countries all over the world. In 1991, KNUTH froze $\text{T}_{\text{E}}\text{X}$, mainly in the interest of stability. However, he allows the $\text{T}_{\text{E}}\text{X}$ code to be used as the basis for further developments, so long as the resulting system is distributed under a different name.

In Omega all characters and pointers into data-structures are 31-bit wide, instead of 8-bit, thereby eliminating many of the trivial limitations of $\text{T}_{\text{E}}\text{X}$. Omega also allows multiple input and output character sets, and uses programmable filters to translate from one encoding to another, to perform contextual analysis, etc. Internally, Omega uses the universal Unicode/ISO-10646 character set. Omega also includes support for multiple writing directions.

⁶ Most but not all of this note is taken in the Omega documentation.

These improvements not only make it a lot easier for \TeX users to cope with multiple or complex languages, like Arabic, Indic, Khmer, Chinese, Japanese or Korean, in one document, but also form the basis for future developments in other areas, such as native color support and hypertext features.

The \LaTeX format (in the \TeX meaning of that word) adapted to the special features of Omega is called “Lambda” (Λ). Extending Omega with the $\varepsilon\text{\TeX}$ extensions is a separate project, known as Aleph (\aleph) and led by Giuseppe BILOTTA. The \LaTeX for Aleph is known as *Lamed* (\beth).

package Packages⁷ are a very important feature of \LaTeX . These are extensions to the basic \LaTeX commands that are written to files with names that end with `.sty` and are loaded with the command `\usepackage` in the preamble. Packages can be classified by they origin.

- **Core** packages (in fact, **base** and **required** packages) are an integral part of the \LaTeX basic installation and are therefore fully standard.
- **Tools** packages are a set written by members of the \LaTeX 3 Team and should always be in the installation.
- **Graphics** packages are a standardized set for including pictures generated by other programs and for handling colors; they are at the same level as the tools packages.
- **$\mathcal{AMS}\text{\LaTeX}$** packages, published by the American Mathematical Society, should be in any installation⁸.
- **Contributed** packages have been submitted by actual users; certain of these have established themselves as “essential” to standard \LaTeX usage, but all are useful.

partlof A list of figures for a part.

partlofdepth This counter, if defined, contains the depth of the partlofs.

partlot A list of tables for a part.

partlotdepth This counter, if defined, contains the depth of the partlots.

parttoc A table of contents for a part.

parttocdepth This counter contains the depth of the parttocs.

PDF Portable Document Format [98]. A descendant of the Postscript language from Adobe, optimized for navigation on the Internet. It adds hypertext, font substitution, and compression features.

placeins The `placeins` package [9] keeps floats “in their place”, preventing them from floating past a `\FloatBarrier` command into another section. To use it, declare `\usepackage{placeins}` in the preamble and insert `\FloatBarrier` commands at places that floats should not move past, perhaps at every `\section`. The `insection` package option of the `minitoc` package does that with adequate options, and loads also the `flafter` package (described in [135] and [156, page 286]); see section 1.3.3 on page 27.

⁷ This info is taken from [122, page 12–13] and adapted.

⁸ They are insispensable if you use a lot of mathematics.

- placeins.txt** A plain text file containing the documentation of the `placeins` package [9].
- plainurl.bst** A bibliographic style derived from the `plain.bst` standard style, but modified with the `urlbst` tool [101] to add an URL field.
- PL_AT_EX** A version of L_AT_EX customized for the polish (polski) language. See [165, 199]. But the same name refers also to a version of L_AT_EX customized for the japanese language, PL_AT_EX 2_ε [113].
- pmk** An example of shell script to prepare the `minitoc` package and its documentation; you should adapt it to your needs. See item 9 on page 213.
- PostScript** A page description language, by Adobe. It describes the appearance of a page, including elements such as text, graphics, and scanned images, to a printer or visualization device. Introduced by Adobe in 1985, it has become the language of choice in high quality printing.
- preamble** In the main file of a L_AT_EX source document, the part of it between the commands `\documentclass[...]{...}` and `\begin{document}`. In the preamble, you can insert global declarations and the loading of packages via `\usepackage` commands.
- preparation** The preparation commands of the `minitoc` package prepare the auxiliary files for the mini-tables of a given type. A *preparation* command must have been invoked (only once) before any insertion command for the mini-table type. The preparation commands are:
- ```
\doparttoc, \dopartlof, \dopartlot,
\dominitoc, \dominilof, \dominilot,
\dosecttoc, \dosectlof, \dosectlot,
\mtcprepare
```
- proc** A standard L<sub>A</sub>T<sub>E</sub>X document class, for preparing conference proceedings. For the `minitoc` package, it is very similar to the `article` document class; see above.
- pseudo-chapter** Or starred chapter. A chapter introduced by a `\chapter*` command. By default, it has no entry in the table of contents. `\chapter*` needs some precautions with the `minitoc` package. See section 1.3.4 on page 31.
- quotchap** The `quotchap` package [190] provides a set of commands for adding quotations to some headings (chapters) in the standard L<sub>A</sub>T<sub>E</sub>X 2<sub>ε</sub> document classes: `book`, and `report`. It must be loaded *before* the `minitoc` package (see point 1.8 on page 49 and section 2.39 on page 71).
- README** is a plain text file (english) describing briefly the `minitoc` package, plus some useful infos.
- report** A standard L<sub>A</sub>T<sub>E</sub>X document class. It has sectionning commands: `\part`, `\chapter`, and `\section` (and below). It is compatible with the `minitoc` package and you can make mini-tables at the part and chapter levels (but not at the section level, to avoid too many auxiliary files).

- rmk** An example of shell script, which sorts the files of the `minitoc` package into classes (one directory for each class). It should be run after the scripts `imk` (mandatory) and `emk` and/or `fmk`, in that sequence. See item 9 on page 213.
- romannum** The `romannum` package [210] changes the numbers (for sectioning commands) generated by  $\text{\LaTeX}$  from arabic digits to roman numerals. This package uses the `stdclsdv` package [200]. It must be loaded *before* the `minitoc` package (see point 1.8 on page 49 and section 2.40 on page 71).
- rubber** Rubber [16] is a wrapper for  $\text{\LaTeX}$  and companion programs. Its purpose is, given a  $\text{\LaTeX}$  source to process, to compile it enough times to resolve all references, possibly running satellite programs such as **B $\text{\LaTeX}$** , **makeindex**, **Metapost**, etc., to produce appropriate data files. It has facilities to make some post-processing cleanup actions, like deleting the auxiliary files created by `minitoc`.
- scr.tex** An example file showing the use of the `minitoc` package with a KOMA-Script class, `scrreprt`.
- scrartcl** See KOMA-Script above.
- scrbook** See KOMA-Script above.
- scrreprt** See KOMA-Script above.
- second.tex** An example of document using the `minitoc` package and its `french2` language option.
- sectioning commands** These are the  $\text{\LaTeX}$  commands which specify the logical structure of your document. The main sectioning commands are `\part`, `\chapter`, `\section`, `\subsection`, `\subsubsection`, `\paragraph`, and `\subparagraph`. Some standard document classes have not the `\chapter` command (like the `article` and `proc` classes), some have no sectioning commands (like the `letter` class). In the later case, the `minitoc` package is pointless. If some of the `\part`, `\chapter`, or `\section` commands are not defined, the `minitoc` commands for that level are unavailable. If `\chapter` is defined, the `minitoc` commands at the section level are not defined in the current and older versions of the `minitoc` package, but if `\chapter` is not defined and `\section` is defined, then the `minitoc` commands at the section level are defined. See section 1.1.1 on page 24. In non-standard document classes, sectioning commands with non-standard names cannot be recognized by the `minitoc` package.
- sectlof** A list of figures for a section.
- sectlofdepth** This counter, if defined, contains the depth of the `sectlofs`.
- sectlot** A list of tables for a section.
- sectlotdepth** This counter, if defined, contains the depth of the `sectlots`.
- sectsty** The `sectsty` package [150] provides a set of commands for changing the font used for the various sectional headings in the standard  $\text{\LaTeX}$  2 $\epsilon$  document classes: `article`, `book`, and `report`. This package also works

with the KOMA-Script classes `scrartcl`, `scrbook`, and `scrreprt`. It must be loaded *before* the `minitoc` package (see point 1.8 on page 49 and section 2.28 on page 66).

**secttoc** A table of contents for a section.

**secttocdepth** This counter contains the depth of the `secttocs`.

**sfheaders** The `sfheaders` package [145] (for  $\text{\LaTeX}$  2 $\epsilon$ ) borrows some definitions from the standard `article/report/book` classes and modifies them in order to print the part, chapter, section, subsection... headers with the Sans-Serif variant of the current font. It must be loaded *before* the `minitoc` package (see point 1.8 on page 49 and section 2.41 on page 71).

**shell** In the Unix, Unix-like and Linux operating systems, the **shell** is a program used as an interface between the operating system and the user. It can also be used as a scripting language to write programs or scripts to prepare routinely used sequences of tasks. The main shells are the Bourne shell (**sh**), the C shell (**csh**), the Korn shell (**ksh**), and their many successors (like **bash**, **tcsh**, etc.).

**shorttext** An option of the `minitoc` package. It forces the use of short extensions (3 characters) in the names of the `minitoc` auxiliary files. This option is inactive by default, but is automatically activated if your operating system needs short extensions. See **autoconfiguration** above and the section 2.5 on page 55.

**shorttoc** The `shorttoc` package [91] allows to create an other table of contents in a document, with an other depth and an other title than the main table of contents.

**SJIS** The SJIS character encoding (for the japanese language), also known as MS-Kanji (Kanji for Microsoft®), consists of two overlaid character sets: the so-called halfwidth Katakana (JIS X0201-1976, 1-byte characters encoded in the range `0xA1` to `0xDF`) and the (fullwidth) JIS character set (JIS X0208-1990, mapped to the remaining code points). This information is taken from [140, 141].

**S $\text{\LaTeX}$**  A version of  $\text{\LaTeX}$  customized for the swedish language. See [149].

**stdclsdv** The `stdclsdv` package [200] is intended to be used by the authors of  $\text{\LaTeX}$  packages that need to know about the sectional divisions provided by the document class.

**strut** A vertical invisible rule used to force a minimal separation between two lines of text.

**subf.tex** An example file showing the use of the `minitoc` package with the `subfigure` package [83].

**subfig** The `subfig` package [85] provides support for the inclusion of small, “sub-figures” and “sub-tables”. It simplifies the positioning, captioning and labeling of them within a single `figure` or `table` environment. In addition, this package allows such sub-captions to be written to the List of Figures or List of Tables if desired.

- subfigure** The `subfigure` package [83] is an obsolete version of the `subfig` package [85].
- suffix** See “extension” above.
- tbi.tex** An example file showing the use of the `minitoc` package with the `tocbibind` package [205].
- T<sub>E</sub>X** T<sub>E</sub>X is a computer program created by Donald KNUTH [118]. It is aimed at typesetting text and mathematical formulae. KNUTH started writing the T<sub>E</sub>X typesetting engine in 1977 to explore the potential of the digital printing equipment that was beginning to infiltrate the publishing industry at that time, especially in the hope that he could reverse the trend of deteriorating typographical quality that he saw affecting his own books and articles. T<sub>E</sub>X as we use it today was released in 1982, with some slight enhancements added in 1989 to better support 8-bit characters and multiple languages. T<sub>E</sub>X is renowned for being extremely stable, for running on many different kinds of computers, and for being virtually bug free. The version number of T<sub>E</sub>X is converging to  $\pi$  and is now at 3.141592.
- T<sub>E</sub>X is pronounced “Tech,” with a “ch” as in the German word “Ach” or in the Scottish “Loch.” In an ASCII environment, T<sub>E</sub>X becomes TeX.
- thailatex** The `thailatex` package [185] allows to typeset documents in the Thai language. You can also use the CJK system [140, 141].
- thispagestyle** A type of *feature* (see this term) which is executed at each occurrence of a given type of mini-table, to force the page style to use for the current page. Look at the documentation of the `\mtcsetfeature` command, in section 1.10 on page 44.
- tight** An option of the `minitoc` package. It gives a tight line spacing in the mini-tables. The opposite option is *loose*.
- titlesec** The `titlesec` package [27] allows to change the sectioning titles. Amongst its many features it provides margin titles, different format in left and right pages, rules above and below the title, etc. Unfortunately, it is *incompatible* with the `minitoc` package.
- titletoc** The `titletoc` package is useful for toc entries formatting, providing the possibility of changing the format in the middle of a document, grouping the entries in a single paragraph, pretty free-forms entries, partial tocs, etc. Unfortunately, it is *incompatible* with the `minitoc` package.
- The `titletoc.sty` file is not part of the `titlesec` package; it’s an independent package, but it’s described in the `titlesec` package documentation [27].
- tlc.tex** An example file showing the use of the `minitoc` package in a document of `article` class. It is the example of [156, page 58], modernized.
- TOC** Acronym for “table of contents”.



**tocbibind** The `tocbibind` package [205] can be used to add the ToC and/or bibliography and/or the index etc., to the Table of Contents listing. But it needs some precautions when used with the `minitoc` package. See section 1.5.5 on page 46.

**tocdepth** This counter contains the depth of the table of contents.

**tocloft** The `tocloft` package [202] provides means of controlling the typographic design of the Table of Contents, List of Figures and List of Tables. New kinds of “List of ...” can be defined. If you use the `tocloft` package and the `minitoc` package, see section 2.21 on page 60 about fixing some minor compatibility issues.

**TODO** is a plain text file (english) which lists some suggested developments of the package, not yet implemented. Comments and suggestions are welcome.



**token** A token<sup>9</sup> is either (a) a single character with an attached category code (see “catcode” above), or (b) a control sequence. You *should* remember two chief things about T<sub>E</sub>X’s tokens: (1) A control sequence is considered to be a single object that is no longer composed of a sequence of symbols. Therefore long control sequence names are no harder for T<sub>E</sub>X to deal with than short ones, after they have been replaced by tokens. Furthermore, spaces are not ignored after control sequences inside a token list; the ignore-space rule applies only in an input file, during the time that strings of characters are being tokenized. (2) Once a category code has been attached to a character token, the attachment is permanent. For example, if character ‘{’ were suddenly declared to be of category 12 instead of category 1, the characters ‘{<sub>1</sub>’ already inside token lists of T<sub>E</sub>X would still remain of category 1; only newly made lists would contain ‘{<sub>12</sub>’ tokens. In other words, individual characters receive a fixed interpretation as soon as they have been read from a file, based on the category they have at the time of reading. Control sequences are different, since they can change their interpretation at any time. T<sub>E</sub>X’s digestive processes always know exactly what a character token signifies, because the category code appears in the token itself; but when the digestive processes encounter a control sequence token, they must look up the current definition of that control sequence in order to figure out what it means.

**tsfc.tex** An example file showing the use of the `minitoc` package with the `subfig` package [85].

**UNIX** A modern operating system, available on many computers and in various flavors. From the `minitoc` point of view, it has the advantage of using filenames with long extensions (the length limit is too high to be a problem with the number of mini-tables).

**UNIX-like** Operating systems analog to Unix, with the same advantages. Linux is a good example, but others exist.

**UTF 8** UTF 8 (Unicode Transformation Format 8), also called UTF 2 or FSS-UTF, is a special representation of Unicode (resp. ISO 10646). It uses multibyte

<sup>9</sup> This definition is taken from “The T<sub>E</sub>Xbook” [118].

sequences of various lengths, but only 2-byte and 3-byte sequences are implemented in CJK. ASCII characters will be used as-is — without this property it would be impossible to use UTF 8 with T<sub>E</sub>X. See table 6.2 on page 188.

- varsects** The varsects package [186] provides a set of commands for changing the font used for the various sectional headings in the standard L<sup>A</sup>T<sub>E</sub>X 2<sub>ε</sub> document classes: `article`, `book`, and `report`. It must be loaded *before* the `minitoc` package (see point 1.8 on page 49 and section 2.33 on page 68).
- wrapfig** The wrapfig package [6] provides the `wrapfigure` and `wraptable` environments to place a figure or table at the side of the page and wrap text around it.
- xmk** An example of shell script, which typesets the example document files into PDF documents.
- xr** The `xr` package [79] implements a system for eXternal References. I wrote the first version of this package, but it had severe problems. David CARLISLE rewrote it in a much better and more robust way. With his permission, I used some of its code in the `minitoc` package to implement the preparation commands (like `\dominitoc`). If you use also the `hyperref` package [176], use `xr-hyper` [80] in place of the `xr` package.

# Chapter 7

## Installation

### Tables

|                                                        |     |
|--------------------------------------------------------|-----|
| 7.1 List of files ( <code>minitoc.1</code> ) . . . . . | 212 |
|--------------------------------------------------------|-----|

This chapter describes the installation of the `minitoc` package (version #46).

This package contains a lot of files. The list of all files is given in `minitoc.1`. See table 7.1 on the following page. The files are sorted into “classes” below (a file can appear in more than one class). Each class specifies the function and the placement of its files.

- (0) The files `minitoc.ins` and `minitoc.dtx` are the basic source files of this package. The file `fminitoc.dtx` loads `minitoc.dtx` but selects the french documentation. The language selection is done by using `\ifcase ... \or ... \fi` constructs.



- (1) The files `minitoc.sty`, `mtcoeff.sty`, `mtcmess.sty`, and *all* `*.mld` and `*.mlo` files are the package itself<sup>1</sup>.

The table 1.7 on page 35 lists the available languages; for each of these languages, a *language.mld* file is available; the languages in parentheses are aliases of a main language and their `.mld` files will load the `.mld` file of that main language.

`mtcpatchmem.sty` is a temporary fix for compatibility with the `memoir` class.

The files of this class must be *all* installed in a directory where  $\text{\LaTeX} 2_{\epsilon}$  finds the `.sty` files.

- (2) Informative text files:

- `INSTALL` is a file describing the installation of the package. You are (almost) reading it (but it is shorter).

<sup>1</sup> The large number `*.mld` files is (partialy) a consequence of the fact that some languages have aliases (or dialects) and hence one `*.mld` file for each name (a `*.mld` file can load another one); the english and french languages are evident examples. For some languages, the multiplicity of the `*.mld` files corresponds to a multiplicity of fonts and/or encodings (chinese, greek, japanese, korean, malayalam, polish, russian, serbian), or even for spelling reforms (german, greek, norsk).

Table 7.1: List of files (minitoc.1)

|                                                                                                                                                                                                                                                                                                                                                                                                                                                                                                                                                                                                                                                                                                                                                                                                                                                                                                                                                                                                                                                                                                                                                                                                             |                                                                                                                                                                                                                                                                                                                                                                                                                                                                                                                                                                                                                                                                                                                                                                                                                                                                                                                                                                                                                                                                                                                                                                                                                                                               |                                                                                                                                                                                                                                                                                                                                                                                                                                                                                                                                                                                                                                                                                                                                                                                                                                                                                                                                                                                                                                                                                                                                                                                                                                                                                                                                                                      |                                                                                                                                                                                                                                                                                                                                                                                                                                                                                                                                                                                                                                                                                                                                                                                                                                                                                                                                                                                                                                                                                                                                                                  |
|-------------------------------------------------------------------------------------------------------------------------------------------------------------------------------------------------------------------------------------------------------------------------------------------------------------------------------------------------------------------------------------------------------------------------------------------------------------------------------------------------------------------------------------------------------------------------------------------------------------------------------------------------------------------------------------------------------------------------------------------------------------------------------------------------------------------------------------------------------------------------------------------------------------------------------------------------------------------------------------------------------------------------------------------------------------------------------------------------------------------------------------------------------------------------------------------------------------|---------------------------------------------------------------------------------------------------------------------------------------------------------------------------------------------------------------------------------------------------------------------------------------------------------------------------------------------------------------------------------------------------------------------------------------------------------------------------------------------------------------------------------------------------------------------------------------------------------------------------------------------------------------------------------------------------------------------------------------------------------------------------------------------------------------------------------------------------------------------------------------------------------------------------------------------------------------------------------------------------------------------------------------------------------------------------------------------------------------------------------------------------------------------------------------------------------------------------------------------------------------|----------------------------------------------------------------------------------------------------------------------------------------------------------------------------------------------------------------------------------------------------------------------------------------------------------------------------------------------------------------------------------------------------------------------------------------------------------------------------------------------------------------------------------------------------------------------------------------------------------------------------------------------------------------------------------------------------------------------------------------------------------------------------------------------------------------------------------------------------------------------------------------------------------------------------------------------------------------------------------------------------------------------------------------------------------------------------------------------------------------------------------------------------------------------------------------------------------------------------------------------------------------------------------------------------------------------------------------------------------------------|------------------------------------------------------------------------------------------------------------------------------------------------------------------------------------------------------------------------------------------------------------------------------------------------------------------------------------------------------------------------------------------------------------------------------------------------------------------------------------------------------------------------------------------------------------------------------------------------------------------------------------------------------------------------------------------------------------------------------------------------------------------------------------------------------------------------------------------------------------------------------------------------------------------------------------------------------------------------------------------------------------------------------------------------------------------------------------------------------------------------------------------------------------------|
| <b>class (0) :</b><br>- minitoc.ins<br>- minitoc.dtx<br>- fminitoc.dtx<br><br><b>class (1) :</b><br>- minitoc.sty<br>- mtcoff.sty<br>- mtcmess.sty<br>- mtcpatchmem.sty<br>- acadian.mld<br>- acadien.mld<br>- afrikaan.mld<br>- afrikaans.mld<br>- albanian.mld<br>- american.mld<br>- arab.mld<br>- arab2.mld<br>- arabic.mld<br>- armenian.mld<br>- australian.mld<br>- austrian.mld<br>- bahasa.mld<br>- bahasai.mld<br>- bahasam.mld<br>- bangla.mld<br>- basque.mld<br>- bicig.mld<br>- bicig2.mld<br>- bicig3.mld<br>- bithe.mld<br>- brazil.mld<br>- brazilian.mld<br>- breton.mld<br>- british.mld<br>- bulgarian.mld<br>- bulgarianb.mld<br>- buryat.mld<br>- buryat2.mld<br>- canadian.mld<br>- canadien.mld<br>- castillan.mld<br>- castillian.mld<br>- catalan.mld<br>- chinese1.mld, and<br>chinese1.mlo<br>- chinese2.mld, and<br>chinese2.mlo<br>- croatian.mld<br>- czech.mld<br>- danish.mld<br>- dutch.mld<br>- english.mld<br>- english1.mld<br>- english2.mld<br>- esperant.mld<br>- esperanto.mld<br>- estonian.mld<br>- ethiopia.mld<br>- ethiopian.mld<br>- ethiopian2.mld<br>- farsi1.mld, and<br>farsi1.mlo<br>- farsi2.mld, and<br>farsi2.mlo<br>- finnish.mld<br>- finnish2.mld | - francais.mld<br>- french.mld<br>- french1.mld<br>- french2.mld<br>- frenchb.mld<br>- frenchle.mld<br>- frenchpro.mld<br>- galician.mld<br>- german.mld<br>- germanb.mld<br>- germanb2.mld<br>- greek.mld<br>- greek-mono.mld<br>- greek-polydemo.mld<br>- greek-polykatha.mld<br>- guarani.mld<br>- hangul1.mld, and<br>hangul1.mlo<br>- hangul2.mld, and<br>hangul2.mlo<br>- hangul3.mld, and<br>hangul3.mlo<br>- hangul4.mld, and<br>hangul4.mlo<br>- hangul-u8.mld, and<br>hangul-u8.mlo<br>- hanja1.mld, and<br>hanja1.mlo<br>- hanja2.mld, and<br>hanja2.mlo<br>- hanja-u8.mld, and<br>hanja-u8.mlo<br>- hebrew.mld<br>- hebrew2.mld<br>- hungarian.mld<br>- icelandic.mld<br>- indon.mld<br>- indonesian.mld<br>- interlingua.mld<br>- irish.mld<br>- italian.mld<br>- italian2.mld<br>- japanese.mld, and<br>japanese.mlo<br>- japanese2.mld, and<br>japanese2.mlo<br>- japanese3.mld, and<br>japanese3.mlo<br>- japanese4.mld, and<br>japanese4.mlo<br>- japanese5.mld, and<br>japanese5.mlo<br>- kannada.mld<br>- khalkha.mld<br>- latin.mld<br>- latin2.mld<br>- latvian.mld<br>- letton.mld<br>- lithuanian.mld<br>- lowersorbian.mld<br>- lsorbian.mld<br>- magyar.mld<br>- magyar2.mld<br>- magyar3.mld<br>- malay.mld<br>- malayalam-keli.mld | - malayalam-omega.mld, and<br>malayalam-omega.mlo<br>- malayalam-rachana.mld<br>- malayalam-rachana2.mld<br>- manju.mld<br>- meyalu.mld<br>- mongol.mld<br>- naustrian.mld<br>- newzealand.mld<br>- ngerman.mld<br>- ngermanb.mld<br>- ngermanb2.mld<br>- norsk.mld<br>- norsk2.mld<br>- nynorsk.mld<br>- nynorsk2.mld<br>- polish.mld<br>- polish2.mld<br>- polski.mld<br>- portuges.mld<br>- portuguese.mld<br>- romanian.mld<br>- romanian2.mld<br>- romanian3.mld<br>- russian.mld<br>- russianb.mld<br>- russianc.mld<br>- russian2m.mld<br>- russian2o.mld<br>- russian-cca.mld, and<br>russian-cca.mlo<br>- russian-ccal.mld, and<br>russian-ccal.mlo<br>- russian-lh.mld, and<br>russian-lh.mlo<br>- russian-lhcyralt.mld, and<br>russian-lhcyralt.mlo<br>- russian-lhcyrkoi.mld, and<br>russian-lhcyrkoi.mlo<br>- russian-lhcyrwin.mld, and<br>russian-lhcyrwin.mlo<br>- samin.mld<br>- scottish.mld<br>- serbian.mld<br>- serbianc.mld<br>- slovak.mld<br>- slovene.mld<br>- spanish.mld<br>- spanish2.mld<br>- spanish3.mld<br>- spanish4.mld<br>- swedish.mld<br>- swedish2.mld<br>- thai.mld, and<br>thai.mlo<br>- turkish.mld<br>- uighur.mld<br>- uighur2.mld<br>- uighur3.mld<br>- UKenglish.mld<br>- ukraineb.mld<br>- ukrainian.mld<br>- uppersorbian.mld<br>- USenglish.mld<br>- usorbian.mld<br>- vietnam.mld<br>- vietnamese.mld<br>- welsh.mld | - xalx.mld<br>- xalx2.mld<br>- xalx3.mld<br><br><b>class (2) :</b><br>- INSTALL<br>- minitoc.1<br>- README<br>- catalog<br>- TODO<br><br><b>class (3) :</b><br>- minitoc-ex.tex,<br>mini-art.tex,<br>second.tex, add.tex,<br>addsec.tex, add.bib,<br>hide1.tex, hide2.tex,<br>apx.tex, app-mem.tex,<br>mem.tex, mem1.tex,<br>fo1.tex, fo2.tex,<br>scr.tex, subf.tex,<br>tsfc.tex, tbi.tex,<br>2c.tex, bo.tex,<br>hop.tex, cri.tex,<br>livre.tex, ch0.tex,<br>tlc.tex, mu.tex,<br>hir.tex, hia.tex,<br>gaps.tex<br><br><b>class (4) :</b><br>- minitoc.bug<br>- minitoc.sum<br><br><b>class (5) :</b><br>- minitoc.ins<br>- minitoc.dtx<br>- minitoc.bib<br>- minitoc.ist<br>- minitoc.lan<br>- minitoc.pre<br>- plainurl.bst<br>- lamed.eps, lamed.pdf,<br>lamed.tex<br><br><b>class (6) :</b><br>- minitoc.dtx<br>- fminitoc.dtx<br>- fminitoc.bib<br>- fminitoc.ist<br>- fminitoc.lan<br>- minitoc.pre<br>- franc.sty<br>- frbib.sty<br>- frnew.sty<br>- frplain1.bst<br><br><b>class (7) :</b><br>- minitoc.pdf<br><br><b>class (8) :</b><br>- fminitoc.pdf<br><br><b>class (9) :</b><br>- pmk<br>- imk<br>- emk<br>- fmk<br>- rmk<br>- xmk<br>- duplex2v.pro |
|-------------------------------------------------------------------------------------------------------------------------------------------------------------------------------------------------------------------------------------------------------------------------------------------------------------------------------------------------------------------------------------------------------------------------------------------------------------------------------------------------------------------------------------------------------------------------------------------------------------------------------------------------------------------------------------------------------------------------------------------------------------------------------------------------------------------------------------------------------------------------------------------------------------------------------------------------------------------------------------------------------------------------------------------------------------------------------------------------------------------------------------------------------------------------------------------------------------|---------------------------------------------------------------------------------------------------------------------------------------------------------------------------------------------------------------------------------------------------------------------------------------------------------------------------------------------------------------------------------------------------------------------------------------------------------------------------------------------------------------------------------------------------------------------------------------------------------------------------------------------------------------------------------------------------------------------------------------------------------------------------------------------------------------------------------------------------------------------------------------------------------------------------------------------------------------------------------------------------------------------------------------------------------------------------------------------------------------------------------------------------------------------------------------------------------------------------------------------------------------|----------------------------------------------------------------------------------------------------------------------------------------------------------------------------------------------------------------------------------------------------------------------------------------------------------------------------------------------------------------------------------------------------------------------------------------------------------------------------------------------------------------------------------------------------------------------------------------------------------------------------------------------------------------------------------------------------------------------------------------------------------------------------------------------------------------------------------------------------------------------------------------------------------------------------------------------------------------------------------------------------------------------------------------------------------------------------------------------------------------------------------------------------------------------------------------------------------------------------------------------------------------------------------------------------------------------------------------------------------------------|------------------------------------------------------------------------------------------------------------------------------------------------------------------------------------------------------------------------------------------------------------------------------------------------------------------------------------------------------------------------------------------------------------------------------------------------------------------------------------------------------------------------------------------------------------------------------------------------------------------------------------------------------------------------------------------------------------------------------------------------------------------------------------------------------------------------------------------------------------------------------------------------------------------------------------------------------------------------------------------------------------------------------------------------------------------------------------------------------------------------------------------------------------------|

- `minitoc.l` contains the list of all files of the `minitoc` distribution. See table 7.1 on the preceding page.
  - `README` is a file describing briefly the `minitoc` package, plus some useful infos.
  - `catalog` contains basic infos about the `minitoc` package (abstract, date, author, version, licence).
  - `TODO` lists some suggested developments of the package, not yet implemented. Comments and suggestions are welcome.
- (3) `minitoc-ex.tex`, `mini-art.tex`, `second.tex`, `add.tex`, `addsec.tex`, `add.bib`, `hide1.tex`, `hide2.tex`, `apx.tex`, `app-mem.tex`, `mem.tex`, `mem1.tex`, `fo1.tex`, `fo2.tex`, `scr.tex`, `subf.tex`, `tsfc.tex`, `tbi.tex`, `2c.tex`, `bo.tex`, `hop.tex`, `cri.tex`, `livre.tex`, `ch0.tex`, `tlc.tex`, `mu.tex`, `hir.tex`, `hia.tex`, `gaps.tex`, are example files, to play with. The associated `.pdf` files are provided.
- (4) `minitoc.bug`, `minitoc.sum` are plain text documentation: list of problems (faq, see chapter 2 on page 52) and summary of commands (see chapter 3 on page 74).
- (5) `minitoc.ins`, `minitoc.ist`, `minitoc.pre`, `minitoc.lan`, `plainurl.bst`, `minitoc.dtx`, and `minitoc.bib` are the source of the documentation in (non perfect) english, `lamed.eps` and `lamed.pdf` are images to include, `lamed.tex` is the source code<sup>2</sup>.
- (6) `minitoc.dtx`, `fminitoc.dtx`, `fminitoc.bib`, `fminitoc.ist`, `fminitoc.lan`, `fminitoc.pre`, `franc.sty`, `frbib.sty`, `frnew.sty`, `frplain1.bst` are the source (and tools) of the documentation in french<sup>3</sup>. `fminitoc.pre` is the preamble code for the documentation.
- (7) `minitoc.pdf`, is the documentation in (non perfect) english, in PDF format.
- (8) `fminitoc.pdf` is the documentation in french, in PDF format. The french documentation and source files must not be omitted.
- (9) `pmk` is a shell script<sup>4</sup> to prepare the package and its documentation; you should adapt it to your needs. There are also four partial scripts (to be adapted):
- `imk`, which prepares the package from `minitoc.ins` and `minitoc.dtx`; note that `imk` must be run before running `emk` or `fmk`; it creates also some `.sty` files necessary to prepare the documentation but that are not to be installed;
  - `emk`, which prepares the english documentation from `minitoc.dtx`;
  - `fmk`, which prepares the french documentation from `fminitoc.dtx` and `minitoc.dtx`;
  - `rmk`, which sorts the files into classes (one directory for each class),
  - `xmk`, which typesets the example files (into PDF).

<sup>2</sup> Compiling `lamed.tex` requires a specific hebrew font and a specific package, plus conversion into EPS or PDF. I prefer to provide also the image files.

<sup>3</sup> This seems rather strange. In fact, the english and french documentations are both in the `minitoc.dtx` file. `fminitoc.dtx` sets a flag then loads `minitoc.dtx`; hence the file `fminitoc.dtx` is much smaller than `minitoc.dtx`. Thus, `minitoc.ins` contains also some utility files which are automatically created (some `.sty` files, `minitoc.ist`, `fminitoc.ist`, `minitoc.lan`, `fminitoc.lan`). The english and french versions are not word-by-word translations, but they are in parallel in the file `minitoc.dtx`, and this helps the maintenance. Note that there is no more a `fminitoc.ins` file.

<sup>4</sup> You can sip a big cappuccino ☕ while this script is running!

These scripts are currently written in C-shell, but there are very simple, and should be easy to convert in another classic shell. The documentation in PostScript format is no more distributed on the CTAN sites, but these scripts prepare it (using the `duplex2v.pro` PostScript header file to try printing recto-verso).

- The files of (0) must be installed in a directory where  $\text{\LaTeX} 2_{\epsilon}$  finds `.dtx` and `.ins` files.
- The files of (1) must be installed in a directory where  $\text{\LaTeX} 2_{\epsilon}$  finds `.sty` files.
- The files of (2), (3), (4), (5), (6) and (9) must be installed in a separate directory, but must not be omitted.
- The files of (7) and (8) must be installed as on-line documentation.

Note that `minitoc.dtx` and hence `fminitoc.dtx` are (not so trivial) examples of using `minitoc` (with `hyperref`).

## Chapter 8

# Postface

### Contents

---

|      |                                   |     |
|------|-----------------------------------|-----|
| 8.1  | The origins . . . . .             | 216 |
| 8.2  | New design in 1993 . . . . .      | 216 |
| 8.3  | Developments in 1994 . . . . .    | 216 |
| 8.4  | No developments in 1995 . . . . . | 217 |
| 8.5  | Developments en 1996 . . . . .    | 217 |
| 8.6  | Developments in 1997 . . . . .    | 217 |
| 8.7  | Developments in 1998 . . . . .    | 217 |
| 8.8  | Developments in 1999 . . . . .    | 218 |
| 8.9  | Developments in 2000 . . . . .    | 218 |
| 8.10 | Developments in 2001 . . . . .    | 218 |
| 8.11 | Developments in 2002 . . . . .    | 218 |
| 8.12 | Developments in 2003 . . . . .    | 219 |
| 8.13 | Developments in 2004 . . . . .    | 219 |
| 8.14 | Developments in 2005 . . . . .    | 219 |
| 8.15 | Developments in 2006 . . . . .    | 221 |

---

This chapter summarizes the evolution of the `minitoc` package, year by year. A more detailed history is available in “Changes History”, page 516. Many minor changes are skipped here.

In fact, this chapter is for the average user of the package, who wants to have an overview of its evolution; the chapter “Changes History” is more oriented towards peoples interested in the code of the package and the problems encountered during its development.

## 8.1 The origins

The `minitoc` package was initially written by Nigel WARD in 1990 and 1991, with major contributions by Dan JURAFSKY. But `minitoc` suffered of a major weakness: when the number of chapters exceeded 9 or 10, you got a rather mysterious error message:

```
No room for a new \write.
```

As I needed the basic fonctionnality of this package (printing mini-tables of contents for each chapter), I looked further in its code and finally found the culprit: `minitoc` used a `\newwrite` command to create a new file for the contents table of each chapter, allocating a new file descriptor each time. But the number of file descriptors for writing is limited to 16 under  $\text{\LaTeX}$  (in fact, by the underlying  $\text{\TeX}$  program itself). As some descriptors are already used by  $\text{\LaTeX}$ , writing more than 9 or 10 chapters was too much. Such errors are difficult to find when testing on too small documents: with few chapters, everything goes fine. But on a real document, with many chapters, the mysterious error happens.

## 8.2 New design in 1993

So I decided (June 1993, when I took the maintenance the package) to change the allocation method to always use the same file descriptor for all the mini-table of contents files. Some major improvements happened in 1993: the addition of the `mtcoff` (`minitocoff` at this time) package and a rewrite of `minitoc` to extract the data from the `document.toc` file, with a selection mechanism. Then a first solution for the short extension problem was added (still manual). An elementary system for the fonts in the mini-tables was added. In December 1993, the `minilofs` and `minilots` were added.

## 8.3 Developments in 1994

The first improvements in 1994 were about the forming of the mini-tables: spacing was improved and the position of the title became ajustable (with the optional parameter of `\minitoc` or `\dominitoc`). But a major addition was done: part-level mini-tables (`parttocs`, `partlofs`, `partlots`) and, for articles, section-level mini-tables (`secttocs`, `sectlofs`, `sectlots`).

With the emergence of  $\text{\LaTeX} 2_{\epsilon}$ , replacing the ageing  $\text{\LaTeX} 2.09$ , some work was necessary to support the compatibility with this new version. This was not easy, but Denis ROEGEL and Frank MITTELBACH gave me many helpful hints.

Another major addition is the language option feature, with the concept of the *minitoc language definition file* (or `.mld` file), coming from the `babel` package [30, 31], by Johannes BRAAMS. But at this time, these files were still named as `.sty` files.



An important simplification is introduced by the notion of “absolute numbering”, which avoids many problems when the chapters are not numbered the standard way (consecutively, starting from 1, with arabic digits).

## 8.4 No developments in 1995

Sorry, I was busy with an other project.

## 8.5 Developments en 1996

The very annoying problem with the starred sectionning commands received some (rather primitive) solutions, but it is very complex, so manual interventions are often required.

The names of the minitoc language definition files take now the extension `.mld`, more specific, and english is the default language. Some new languages are added.

The work on the starred sectionning commands continues.

The `minitocoff` companion package is renamed `mtcoff` to keep its name short.

## 8.6 Developments in 1997

The problem of short extensions for files names under some operating systems is addressed via the new `shorttext` package option and by the new autoconfiguration feature.

For the starred sectionning commands, the `\addstarredchapter` commande is added (with analog commands for starred parts and sections).

## 8.7 Developments in 1998

The `tight` and `loose` package options are added to improve the line spacing in the mini-tables.

## 8.8 Developments in 1999

The dotted and undotted package options are added to add or suppress some lines of dots (leaders) in the mini-tables.

## 8.9 Developments in 2000

A major addition is the compatibility with the `hyperref` package [176], thanks to Heiko OBERDIEK, Didier VERNA and Bernd JAEHNE.

Some corrections about the starred sectioning commands are added by Heiko OBERDIEK.

The mini-tables features (`\beforeparttoc` and `co.`) commands are added.

Some adjustment commands, like `\mtcaddchapter`, are added, again about the problem with the starred sectioning commands.

The compatibility with the `tocbibind` package [205] is documented.

Aliases for some languages are added.

## 8.10 Developments in 2001

Added the `checkfiles` and `nocheckfiles` package options, to avoid the insertion of (ugly) empty mini-tables.

Added the `\mtcselectlanguage` command to change more easily the language of the mini-tables titles.

## 8.11 Developments in 2002

Correction of an interaction between `\tableofcontents` (creating a hidden `\chapter*` or `\section*` command) and the numbering of the mini-table files.

Added the `\mtcskip` and `\mtcskipamount` commands.

## 8.12 Developments in 2003

Added the `insection` package option (which was temporarily done by the `flsection` and `flsectionb` package options) to deal with floats drifting out of their section. The `placeins` package [9] (by Donald ARSENEAU) is used.

The font commands are made compatible with the `memoir` class [208, 209].

Added compatibility with the `notoccite` package [8].

## 8.13 Developments in 2004

Added comments in the `.mld` files needing special fonts. Better documentation about languages.

Added an explanation about making a local table of contents for an appendix, eventually masking it in the main table of contents. Compatibility with the `appendix` package [204].

A major addition is the `hints` package option, to detect some programming and compatibility problems.

## 8.14 Developments in 2005

All messages are now written via the standard interface commands (`\PackageInfo`, `\PackageWarning`, and `\PackageError`), so the `minitoc` package is less verbose on the terminal.

Added the `\mtcsetfont` and `\mtcsetttitlefont` commands (from a suggestion by Benjamin BAYART) to replace many font commands by only one command with a better user interface.

Comments about the  $\mathcal{AMS}$  classes (some ones are incompatible with `minitoc`).

Added the `\mtcsetformat` and `\mtcsetttitle` commands, again to have a simpler user interface.

Added various hints (`insection` package, order of `minitoc` basic commands, short extensions).

Added the `\mtcsetpagenumbers` and `\mtcsetrules` commands, again to have a simpler user interface.

Added the `mtchideinmaintoc` environment, to hide a group of entries in the main table of contents; added also the `mtchideinmainlof` and `mtchideinmainlot` environments.

Added the `\mtcfixindex` and `\mtcsettitle` commands.

Added the description of the installation of the package (a new chapter and the file `INSTALL`).

Improved and added hints about coherence of `\dominitoc`/`\minitoc` and co.

Added the `\mtcsetfeature` command (very complex).

Added a hint about the `abstract` package [203].

The `minitoc` package is now written using the `.dtx-.ins` system. Some cleanup is done in the code.

Added the `\mtcfixglossary` command, like `\mtcfixindex`.

Some improvements are made to print the documentation.

Some new hints are added (`sectsty` package [150], empty mini-tables, obsolete commands).

Added the notion of depth for mini-tables of figures/tables. Added the `\mtcsetdepth` command.

The `hints` package option is now the default.

Added a method for making a bilingual documentation in one file (the `minitoc.dtx` file). This method could be used for more languages.

Added or improved some adjustment commands (`\adjustptc`, `\incrementptc`, `\decrementptc`, etc.).

Added the `k-tight` and `k-loose` package options, for the KOMA-Script document classes [161].

Added a patch for the recent version of the `memoir` class [208, 209].

Use `\mtcselectlanguage` in language options and in “secondary” `.mld` files.

Added the `\mtcloadmlo` command to be used in some `.mld` files to load a `.mlo` file. The extension `.mlo` means *minitoc language object*; such files contains characters not easily manipulated in a `.dtx` file.

The history of changes is now displayed in a much simpler way (using a glossary was too cumbersome).

Added the `listfiles` package option, to create a list of the minitoc auxiliary files, which can be removed after the  $\text{\LaTeX}$  compilation of the document. It is the `document.maf` file.

Added a remark in the FAQ chapter (and `minitoc.bug`) about precautions to take with the starred sectioning commands.

Added hints about the `caption`, `caption2`, `ccaption`, and `mcaption` packages (they must be loaded *before* minitoc).

A “Jargon” chapter is added. It will grow slowly.

Added a note about a problem with `minitoc`, `hyperref` and `memoir` used together.

Some bugs in the `\mtcset...` commands are fixed.

Added a hint about the `varsects` package [186].

Added a hint on the number of mini-tables when short extensions are used.

Added a chapter with all the (explained) messages.

## 8.15 Developments in 2006

Added the “\*” keyword as first argument of the `\mtcsetpagenumbers` and `\mtcsetrules` command, to get an action on all kinds of mini-tables.

Corrections in the `\mtcaddsection`, `\mtcfixglossary`, and `\mtcfixindex` commands.

In the PDF documentation, the panel of bookmarks shows initially only the bookmarks for parts and chapters, but you can open them to show deeper entries.

Added a comment about the initialization of fonts in the FAQ (point 34). It is still an open domain and I am working on it.

Added a hint about the KOMA-Script classes [161], and an entry in the FAQ chapter (and in `minitoc.bug`).

Added the “Postface” chapter.

Added the `\mtcprepare` command.

Added an URL field in the bibliography (the styles are modified with the `urlbst` tool [101]).

Added `mtcmess.sty` to add unique identifiers to the messages.

Suppressed the PostScript documentation files from the distribution (no more accepted on CTAN archives), but the scripts still creates them.

Corrections in the `insection` package option.

Reordering of the chapters in the user's manual (part I).

Added a hint about the `fncychap` package [143].

Added a hint about the `quotchap` package [190].

Added a hint about the `romannum` package [210].

Added a hint about the `sfheaders` package [145].

Added a hint about the `alnumsec` package [125].

Added a hint about the `captcont` package [84].

Added FAQ 44 and the `\mtcgapbeforeheads` and `\mtcgapafterheads` formatting commands.

Added the chapter 4, "Examples of documents", page 82.

# Acknowledgments

I need to thank the following peoples<sup>1</sup>, for their help, their questions, their interventions in the news groups<sup>2</sup>, and/or for their packages, classes and documents:

Hassan ABOLHASSANI, Nabil ABU EL-ATA, Juan M. AGUIRREGABIRIA, Alex AJ, Jérôme ANDRIEUX, Achod André ARADIAN, Einar ÁRNASON, Tim ARNOLD, Donald ARSENEAU, David ASPINALL, Gonvcal BADENES, Philipp BACHMANN, Marin BALGARENSKY, Benjamin BAYART, Thierry BAYET, Stephan P. VON BECHTOLSHEIM, Claudio BECCARI, Emmanuel BEFFARA, József BÉRCES, Karl BERRY, Javier BEZOS, Árpád BÍRÓ, Laurent BLOCH, Georgi BOSNAKOV, Daniel BOURBONNAIS, Victor BOYKO, Johannes BRAAMS, Mustafa BURC, Olivier CARDI, David CARLISLE, Manuel CARRIBA, Régis CASPAR, CHANOPD Silpa-Anan, Jean-Côme CHARPENTIER, Jana CHLEBIKOVA, Steven Douglas COCHRAN, Maurizio CODOGNO, David B. COOK, Oliver CORFF, Prakash COUNTCHAM, Serguei DACHIAN, Adrian DAERR, Éric DEPARDIEU, Ben DE RYDT, Dorjpalam DORJ, Lyndon DUDDING, Marko ĚEHAJA, Victor EIJKHOUT, Thomas ESSER, Karl F. EVERITT, Mike FABIAN, Robin FAIRBAIRNS, Simon FEAR, Jeff FESSLER, Ulrike FISCHER, Daniel FLIPO, Jim FOX, Diego GARCIA MORATE, Hubert GÄSSLEIN, Mohammad GHODSI, Markus GLEISZNER, Vitali GONTSHARUK, Michel GOOSSENS, Mathieu GOUTELLE, Fraser GRANT, Norman GRAY, Loïc GRENON, Sébastien GROT, Marion GUNN, Boumediene HAMZI, Patrick HAPPEL, Yannis HARALAMBOUS, Alexander HARIN, Danny HEAP, Thorsten HEIN, Sten HELLMAN, Haavard HELSTRUP, Yvon HENEL, Stephan HENNIG, Florence HENRY, Morten HØGHOLM, Alv Kjetil HOLME, Umstatter HORST, Don HOSEK, Yufan HU, Dave W. HUSEBY, Dmitry IVANOV, Per Steinar IVERSEN, Zunbeltz IZAOLA, Bernd JAEHNE, Radwan JALAM, Michael JANISH, Regnor JERNSLETEN, Zhuhan JIANG, Loïc JOLY, Christophe JORSEN, Robert JUHASZ, JUNGSHIK Shin, Dan JURAFSKY, Mikko KANERVA, David KASTRUP, Ronan KERYELL, Axel KIELHORN, Bil KLEB, Peter KLEIWEG, Rune KLEVELAND, Jörg KNAPPEN, KOAUNGHU Un, Markus KOHM, Attila KOPPANYI, Thankmar KRONZUCKER, Alexej M. KRYUKOV, Toshiki KUMAZAWA, Frank KÜSTER, Klaus LAGALLY, Fabio LANARI, Robert LANGE, Dag LANGMYHR, Olga LAPKO, Henning LARSEN, Jean-Marc LASGOUTTES, Jean-Philippe LAUFFENBURGER, Arnaud LAUNAY, Claire LAUVERNET, Boris LAVVA, Werner LEMBERG, Thomas LEONHARDT, Erwan LE PENNEC, Stéphane LEPOLOZEC, Julien LE THUAUT, Adam LEWENBERG, Knut LICKERT, Arnaldo Viegas DE LIMA, Ulf A. LINDGREN, Anselm LINGNAU, Pierre LOBEL, Milos LOKAJICEK, Maurizio LORETI, Tristan LORINO, Dan LUECKING, Ken LUNDE, Anders LYHNE, Pierre MACKAY,

---

<sup>1</sup> And I apologize to whose I forgot.

<sup>2</sup> Mainly, `fr.comp.text.tex` (in french) and `comp.text.tex` (in english), but also `de.comp.text.tex` (in german, but I do not read it well).

Lars MADSEN, Irina MAKHOVAYA, Bob MARGOLIS, Nicolas MARKEY, Marcus MARR, Françoise MARRE-FOURNIER, Terry MART, Ruiz-Altaba MARTI, Vadim MASLOV, Sven MATTISSON, Rowland McDONNELL, Ben McKAY, Sébastien MENGIN, Yanick MICHOU, Frank MITTELBACH, Lapo Filippo MORI, Michael A. MORRISON, Dejan MUHAMEDAGIĆ, Sergei O. NAOUMOV, Cuong NGUYEN, Julien NICOLAS, Rolf NIEPRASCHK, Josselin NOIREL, Heiko OBERDIEK, Mariusz OLKO, Piet VAN OOSTRUM, Erik ÖSTHOLS, Alan PAIĆ, Palash Baran PAL, Oren PATASHNIK, Matthias PELGER, Terje Engeset PETTERST, Bruno PIGUET, John PLAICE, POONLAP Veerathanabutr, Nico POPPELIER, Rama PORRAT, Camille-Aimé POSSAMAÏ, Roozbeh POURNADER, Sebastian RAHTZ, Bernd RAICHLE, Jose Pedro RAMALHETE, Keranen REINO, Adrian REZUŞ, Tony ROBERTS, Denis ROEGEL, Christian ROLLAND, Jan Michel RYNNING, Young RYU, Enn SAAR, David SAMSOEN, Julio SANCHEZ, Elmar SCHALUECK, Tobias SCHLEMMER, Uwe SCHNEIDER, Martin SCHRÖDER, Ali SHOUKAT, Andrij SHVAIKA, Jankovic SLOBODAN, Robin S. SOCHA, Arjen STEINER, Éric STREIT, Ralf STUBNER, SURAPANT Meknavin, Apostolos SYROPOULOS, Dung TA QUANG, Daniel TAUPIN<sup>†</sup>, Hàn Thế THÀNH, THEPPITAK Karoonboonyanan, Karsten TINNEFELD, Sigita TOLUSIS, Laurent TORDELLA, Ahto TRUU, Stefan ULRICH, Turgut UYAR, Jari VAARIO, Thomas VAN OUDENHOVE, Vincent VAQUIN, Didier VERNÉ, Sylvain VESCO, Alexandre VIAL, Vladimir VOLOVITCH, Nigel WARD, Staszek WAWRYKIEWICZ, Stephan WEBANCK, Eduard WERNER, Peter R. WILSON, Marcin WOLIŃSKI, Élisabeth WOLKOWSKI, Tim WRIGHT, Damien WYART, C.S. YOGANANDA, Adi ZAIMI, Danilo ZAVRTANIK, Krzysztof Konrad ŻELECHOWSKI, Vadim V. ZHYTNIKOV, and Leon ŽLAJPAH.



## **Part II**

# **Implementation**

## Contents of the Second Part

---

|           |                                                                                         |            |
|-----------|-----------------------------------------------------------------------------------------|------------|
| <b>9</b>  | <b>Commented code of <code>minitoc.sty</code></b>                                       | <b>227</b> |
| <b>10</b> | <b>Commented code of <code>mtcoff.sty</code></b>                                        | <b>391</b> |
| <b>11</b> | <b>Commented code of <code>mtcmess.sty</code></b>                                       | <b>404</b> |
| <b>12</b> | <b>Patch for the <code>memoir</code> class</b>                                          | <b>405</b> |
| <b>13</b> | <b>The language definition (<code>.mld</code>) and object (<code>.mlo</code>) files</b> | <b>407</b> |

---

## Chapter 9

# Commented code of minitoc.sty

### Contents

|             |                                                                                |            |
|-------------|--------------------------------------------------------------------------------|------------|
| <b>9.1</b>  | <b>Introduction</b>                                                            | <b>230</b> |
| <b>9.2</b>  | <b>Identification code</b>                                                     | <b>231</b> |
| <b>9.3</b>  | <b>A file descriptor to write</b>                                              | <b>231</b> |
| <b>9.4</b>  | <b>Indentation and skip</b>                                                    | <b>231</b> |
| <b>9.5</b>  | <b>Tests and flags</b>                                                         | <b>232</b> |
| 9.5.1       | Flags for the <code>hints</code> option                                        | 232        |
| 9.5.2       | Use of section-level mini-lists of floats                                      | 233        |
| 9.5.3       | Presence of some packages and classes                                          | 233        |
| 9.5.4       | Presence or absence of some sectionning commands                               | 234        |
| 9.5.5       | Flags to check to see if some commands are used                                | 235        |
| 9.5.6       | Check if the document has exactly 2 parts                                      | 236        |
| <b>9.6</b>  | <b>Preparation for the <code>notoccite</code> option</b>                       | <b>236</b> |
| <b>9.7</b>  | <b>Preparation for the <code>tight</code> and <code>k-tight</code> options</b> | <b>237</b> |
| <b>9.8</b>  | <b>Preparation to work with <code>hyperref</code></b>                          | <b>237</b> |
| <b>9.9</b>  | <b>Checking the presence of some packages</b>                                  | <b>238</b> |
| 9.9.1       | Check if the <code>sectsty</code> package is loaded, and when                  | 238        |
| 9.9.2       | Check if the <code>varsects</code> package is loaded, and when                 | 238        |
| 9.9.3       | Check if the <code>fncychap</code> package is loaded, and when                 | 238        |
| 9.9.4       | Check if the <code>quotchap</code> package is loaded, and when                 | 238        |
| 9.9.5       | Check if the <code>romannum</code> package is loaded, and when                 | 239        |
| 9.9.6       | Check if the <code>sfheaders</code> package is loaded, and when                | 239        |
| 9.9.7       | Check if the <code>alnumsec</code> package is loaded, and when                 | 239        |
| 9.9.8       | Check if the <code>captcont</code> package is loaded, and when                 | 239        |
| 9.9.9       | Check if the <code>caption</code> package is loaded, and when                  | 240        |
| 9.9.10      | Check if the <code>caption2</code> package is loaded, and when                 | 240        |
| 9.9.11      | Check if the <code>ccaption</code> package is loaded, and when                 | 240        |
| 9.9.12      | Check if the <code>mcaption</code> package is loaded, and when                 | 240        |
| <b>9.10</b> | <b>Is the <code>memoir</code> class loaded?</b>                                | <b>241</b> |
| <b>9.11</b> | <b>Testing the emptiness of a file</b>                                         | <b>241</b> |
| <b>9.12</b> | <b>Internal macros to decrement <code>minitoc</code> counters</b>              | <b>243</b> |

|        |                                                                                                       |     |
|--------|-------------------------------------------------------------------------------------------------------|-----|
| 9.13   | Patching the <code>\part</code> command                                                               | 243 |
| 9.14   | Adding an entry in the TOC for a starred part                                                         | 244 |
| 9.15   | Section level macros                                                                                  | 244 |
| 9.16   | Corrections for numbering                                                                             | 245 |
| 9.17   | Patching the <code>\section</code> command                                                            | 245 |
| 9.18   | Adding an entry in the TOC for a starred section                                                      | 245 |
| 9.19   | Chapter level macros                                                                                  | 246 |
| 9.20   | Patching the <code>\chapter</code> command                                                            | 246 |
| 9.21   | Adding an entry in the TOC for a starred chapter                                                      | 246 |
| 9.22   | Miscellaneous declarations                                                                            | 247 |
| 9.23   | Autoconfiguration of extensions                                                                       | 248 |
| 9.24   | Detecting obsolete versions of L <sup>A</sup> T <sub>E</sub> X                                        | 249 |
| 9.25   | A macro to make a TOC entry without leaders nor page numbers                                          | 249 |
| 9.26   | Default values for the page-number customization macros                                               | 250 |
| 9.27   | “Features” for the mini-tables                                                                        | 252 |
| 9.28   | Fake tables of contents                                                                               | 255 |
| 9.29   | Depth counters for minilofs and minilots                                                              | 255 |
| 9.30   | Chapter level commands                                                                                | 256 |
| 9.31   | Starred parts, chapters or sections                                                                   | 256 |
| 9.32   | Font commands for the mini-tables                                                                     | 257 |
| 9.33   | Internal commands to position the mini-table titles                                                   | 258 |
| 9.34   | The <code>mtc@verse</code> environment                                                                | 259 |
| 9.35   | The <code>\minitoc</code> , <code>\minilof</code> , and <code>\minilot</code> commands                | 259 |
| 9.35.1 | The <code>\minitoc</code> command                                                                     | 259 |
| 9.35.2 | The <code>\minilof</code> command                                                                     | 262 |
| 9.35.3 | The <code>\minilot</code> command                                                                     | 265 |
| 9.36   | Patching the <code>\chapter</code> command, continued                                                 | 268 |
| 9.37   | The <code>\addstarred...</code> commands                                                              | 269 |
| 9.38   | TOC entries without leaders                                                                           | 270 |
| 9.39   | Mini-tables with or without leaders                                                                   | 270 |
| 9.40   | The <code>\dominitoc</code> command and its siblings                                                  | 271 |
| 9.40.1 | Analysis and splitting of the TOC file                                                                | 274 |
| 9.41   | Mini-lists of figures                                                                                 | 278 |
| 9.41.1 | Analysis and splitting of the list of figures file                                                    | 278 |
| 9.42   | Mini-lists of tables                                                                                  | 280 |
| 9.42.1 | Analysis and splitting of the list of tables file                                                     | 281 |
| 9.43   | Macro to write a contents line                                                                        | 283 |
| 9.44   | Depth counters for partlofs and partlots                                                              | 284 |
| 9.45   | Part level commands                                                                                   | 285 |
| 9.46   | Fonts for the parttocs                                                                                | 285 |
| 9.47   | Default titles for part-level mini-tables                                                             | 286 |
| 9.48   | The <code>ptc@verse</code> environment                                                                | 288 |
| 9.49   | The part level mini-tables: <code>\parttoc</code> , <code>\partlof</code> , and <code>\partlot</code> | 289 |
| 9.49.1 | The <code>\parttoc</code> command                                                                     | 289 |
| 9.49.2 | The <code>\partlof</code> command                                                                     | 292 |
| 9.49.3 | The <code>\partlot</code> command                                                                     | 295 |
| 9.50   | Auxiliary commands for printing parttocs                                                              | 297 |
| 9.51   | Patching the <code>\part</code> command, continued                                                    | 298 |
| 9.52   | The <code>\doparttoc</code> command and its siblings                                                  | 298 |
| 9.52.1 | Processing macros for the parttocs                                                                    | 301 |
| 9.52.2 | Processing macros for the partlofs                                                                    | 304 |
| 9.52.3 | Processing macros for the partlots                                                                    | 306 |
| 9.53   | Depth counters for sectlofs and sectlots                                                              | 309 |

|             |                                                      |            |
|-------------|------------------------------------------------------|------------|
| <b>9.54</b> | <b>Section-level commands</b>                        | <b>309</b> |
| <b>9.55</b> | <b>Fonts commands for secttocs and co.</b>           | <b>310</b> |
| <b>9.56</b> | <b>Internal macros for title positioning</b>         | <b>310</b> |
| <b>9.57</b> | <b>The stc@verse environment</b>                     | <b>311</b> |
| <b>9.58</b> | <b>The \secttoc, \sectlof, and \sectlot commands</b> | <b>311</b> |
| 9.58.1      | The \secttoc command                                 | 311        |
| 9.58.2      | The \sectlof command                                 | 314        |
| 9.58.3      | The \sectlot command                                 | 317        |
| <b>9.59</b> | <b>Auxiliary internal commands, section level</b>    | <b>319</b> |
| <b>9.60</b> | <b>Patching the \section command (continued)</b>     | <b>320</b> |
| <b>9.61</b> | <b>The \dosecttoc command and siblings</b>           | <b>321</b> |
| <b>9.62</b> | <b>End of section-level commands</b>                 | <b>330</b> |
| <b>9.63</b> | <b>The \mtcprepare command</b>                       | <b>331</b> |
| <b>9.64</b> | <b>Necessary \l@... commands</b>                     | <b>331</b> |
| <b>9.65</b> | <b>The horizontal rules and their default values</b> | <b>332</b> |
| <b>9.66</b> | <b>The \mtcset... commands</b>                       | <b>332</b> |
| 9.66.1      | Keywords for the \mtcset... commands                 | 333        |
| 9.66.2      | The \mtcsetfont command                              | 334        |
| 9.66.3      | The \mtcsetttitlefont command                        | 338        |
| 9.66.4      | The \mtcsetttitle command                            | 340        |
| 9.66.5      | The \mtcsetformat command                            | 341        |
| 9.66.6      | The \mtcsetpagenumbers command                       | 345        |
| 9.66.7      | The \mtcsetrules command                             | 347        |
| 9.66.8      | The \mtcsetfeature command                           | 349        |
| 9.66.9      | The \mtcsetdepth command                             | 352        |
| <b>9.67</b> | <b>The mtchideinmaintoc environment and siblings</b> | <b>353</b> |
| <b>9.68</b> | <b>Fixing the “Glossary” entry in the TOC</b>        | <b>355</b> |
| <b>9.69</b> | <b>Fixing the “Index” entry in the TOC</b>           | <b>357</b> |
| <b>9.70</b> | <b>The \mtcselectlanguage command</b>                | <b>358</b> |
| <b>9.71</b> | <b>The \mtcloadmlo internal command</b>              | <b>358</b> |
| <b>9.72</b> | <b>The “coffee breaks”</b>                           | <b>359</b> |
| <b>9.73</b> | <b>Initialization of counters</b>                    | <b>359</b> |
| <b>9.74</b> | <b>Declarations for simple options</b>               | <b>359</b> |
| 9.74.1      | Options tight and loose, k-tight and k-loose         | 360        |
| 9.74.2      | Options checkfiles and nocheckfiles                  | 360        |
| 9.74.3      | Options dotted and undotted                          | 360        |
| 9.74.4      | Option notoccite                                     | 360        |
| 9.74.5      | Option shorttext                                     | 360        |
| <b>9.75</b> | <b>The insection option</b>                          | <b>361</b> |
| <b>9.76</b> | <b>The listfiles and nolistfiles options</b>         | <b>361</b> |
| <b>9.77</b> | <b>Language options</b>                              | <b>361</b> |
| <b>9.78</b> | <b>The hints option</b>                              | <b>365</b> |
| 9.78.1      | First part: \mtc@hints@begindoc                      | 365        |
| 9.78.1.1    | Hint about the alphanum package                      | 366        |
| 9.78.1.2    | Hint about the appendix package                      | 366        |
| 9.78.1.3    | Hint about the tocbibind package                     | 366        |
| 9.78.1.4    | Hint about the KOMA-Script classes                   | 366        |
| 9.78.1.5    | Hint about the tocloft package                       | 367        |
| 9.78.1.6    | Hint about the titletoc package                      | 367        |
| 9.78.1.7    | Hint about the placeins package                      | 367        |
| 9.78.1.8    | Hint about the memoir class                          | 369        |
| 9.78.1.9    | Hint about the amsart and amsproc classes            | 369        |
| 9.78.1.10   | Hint about the amsbook class                         | 369        |
| 9.78.1.11   | Hint about the abstract package                      | 370        |

|             |                                                                                       |            |
|-------------|---------------------------------------------------------------------------------------|------------|
| 9.78.1.12   | Hint about the <code>jura</code> class . . . . .                                      | 370        |
| 9.78.1.13   | Hint about the alteration of the sectionning commands . . . . .                       | 370        |
| 9.78.1.13.1 | Alteration of <code>\part</code> . . . . .                                            | 370        |
| 9.78.1.13.2 | Alteration of <code>\chapter</code> . . . . .                                         | 371        |
| 9.78.1.13.3 | Alteration of <code>\section</code> . . . . .                                         | 371        |
| 9.78.1.14   | Hint about the coherence of the calling sequences of some commands . . . . .          | 372        |
| 9.78.2      | Final part: <code>\mtc@hints@enddoc</code> . . . . .                                  | 373        |
| 9.78.2.1    | Hint about <code>\sect-lof lot</code> and the <code>insection</code> option . . . . . | 373        |
| 9.78.2.2    | Final part of the coherence tests . . . . .                                           | 374        |
| 9.78.2.3    | Check if the main tables have been prepared (first part) . . . . .                    | 375        |
| 9.78.2.4    | Check if the main tables have been prepared (second part) . . . . .                   | 377        |
| 9.78.2.5    | Check the number of mini-tables, in case of short extensions . . . . .                | 379        |
| 9.78.2.6    | Final part of the hint about the <code>sectsty</code> package . . . . .               | 380        |
| 9.78.2.7    | Final part of the hint about the <code>varsects</code> package . . . . .              | 380        |
| 9.78.2.8    | Final part of the hint about the <code>fncychap</code> package . . . . .              | 381        |
| 9.78.2.9    | Final part of the hint about the <code>quotchap</code> package . . . . .              | 381        |
| 9.78.2.10   | Final part of the hint about the <code>romannum</code> package . . . . .              | 381        |
| 9.78.2.11   | Final part of the hint about the <code>sfheaders</code> package . . . . .             | 382        |
| 9.78.2.12   | Final part of the hint about the <code>alnumsec</code> package . . . . .              | 382        |
| 9.78.2.13   | Final part of the hint about the <code>captcont</code> package . . . . .              | 382        |
| 9.78.2.14   | Final part of the hint about the <code>caption</code> package . . . . .               | 383        |
| 9.78.2.15   | Final part of the hint about the <code>caption2</code> package . . . . .              | 383        |
| 9.78.2.16   | Final part of the hint about the <code>ccaption</code> package . . . . .              | 383        |
| 9.78.2.17   | Final part of the hint about the <code>mcaption</code> package . . . . .              | 384        |
| 9.78.2.18   | Check if empty mini-tables have been detected . . . . .                               | 384        |
| 9.78.2.19   | Check if obsolete commands have been used . . . . .                                   | 386        |
| 9.78.2.20   | Check if some hints have been written . . . . .                                       | 386        |
| <b>9.79</b> | <b>Processing of options</b> . . . . .                                                | <b>387</b> |
| 9.79.1      | Processing the <code>insection</code> option . . . . .                                | 387        |
| 9.79.2      | Processing the <code>notoccite</code> option . . . . .                                | 387        |
| 9.79.3      | Processing the <code>listfiles</code> option . . . . .                                | 388        |
| 9.79.4      | Processing the <code>hints</code> option . . . . .                                    | 389        |
| 9.79.5      | Saving the sectionning commands . . . . .                                             | 389        |
| <b>9.80</b> | <b>The <code>fminitoc.dtx</code> file</b> . . . . .                                   | <b>390</b> |

## Figures

|     |                                                            |     |
|-----|------------------------------------------------------------|-----|
| 9.1 | Hack to detect the limitation to short extensions. . . . . | 248 |
|-----|------------------------------------------------------------|-----|

## 9.1 Introduction

This long chapter presents the code of the `minitoc` package and attempts to explain it. Some comments of the original source file <sup>1</sup> are skipped, like the history, because they do not need further examination (they will be put in the change history).

<sup>1</sup> The source file of version #42. Version #43 includes the conversion of the package to `.dtx-.ins` format. Version #42 has not been distributed because of that.

The code is split in sections to make the reading easier, and the sections are sometimes reordered to make the reading easier.

Most of the `minitoc` external commands have `mtc`, `ptc`, `stc`, or one of the mini-table names (`parttoc`, ..., `sectlot`) in their names. Most of the `minitoc` internal commands have `@mtc`, `@ptc`, `@stc`, or `parttoc@`, ..., `sectlot@` in their names, or a similar convention. The few exceptions should be explicit enough to not conflict with other packages.

## 9.2 Identification code

The code of `minitoc.sty` starts here:

```
1 \(*minitoc)

\NeedsTeXFormat{LaTeX2e}[1996/06/02]%
\ProvidesPackage{minitoc}%
\mtcPackageInfo{minitoc}%
\RequirePackage{mtcmess}[2006/03/14]
2 \NeedsTeXFormat{LaTeX2e}[1996/06/02]%
3 \ProvidesPackage{minitoc}%
4 [2006/07/20 v46 Package minitoc (JPFD)]
5 \RequirePackage{mtcmess}[2006/03/14]
6 \mtcPackageInfo[<I0001>]{minitoc}%
7 {*** minitoc package, version 46 ***\@gobble}
```

## 9.3 A file descriptor to write

```
\tf@mtc A file descriptor is needed to write the files containing the mini-tables, it is \tf@mtc.
\newwrite
8 \newwrite\tf@mtc
```

## 9.4 Indentation and skip

```
\mtcindent We define the indentation \mtcindent (both sides) of the mini-tables and the command
\mtcskip \mtcskip to make a vertical skip before a mini-table, its value is \mtcskipamount
\mtcskipamount (default: \bigskipamount).
\parskip
9 \newlength\mtcindent
10 \newskip\mtcskipamount
11 \setlength{\mtcskipamount}{\bigskipamount}
12 % %%%\def\mtcskip{\leavevmode\unskip\removelastskip%
```

```

13 % %%% {\parskip=\z@\addvspace{\mtcskipamount}}
14 \def\mtcskip{{\parskip=\z@\addvspace{\mtcskipamount}}}

```

Note that `\mtcskip` uses a local group to avoid the influence of `\parskip`.

`\mtcgapbeforeheads` We define the default values for the vertical gaps before and after titles part level  
`\mtcgapafterheads` mini-tables.

```

15 \def\mtcgapbeforeheads{50\p@}
16 \def\mtcgapafterheads{40\p@}

```

## 9.5 Tests and flags

We need to declare some flags<sup>2</sup> (via `\newif`) to detect the loading of some packages or classes and the availability of some commands (this will be used by the `hints` option (section 9.78 on page 365) or to allow the definition of some `minitoc` commands).

```

\if@mtc@hints@
\if@mtc@hints@w@
\if@mtc@hints@giben@

```

### 9.5.1 Flags for the `hints` option

But first, we define some flags for the `hints` option:

- The flag `\if@mtc@hints@` is true if the `hints` option is required (default).
- The flag `\if@mtc@hints@w@` is set true if we detect that some sectioning commands have been altered since the loading of the document class.
- The flag `\if@mtc@hints@given@` is set true if the `hints` option detects something curious and writes messages in the `.log` file. It will be used at the end of the document to signal that you should look for hints in the `.log` file.

```

17 \newif\if@mtc@hints@ \@mtc@hints@true
18 \newif\if@mtc@hints@w@ \@mtc@hints@w@false
19 \newif\if@mtc@hints@given@ \@mtc@hints@given@false

```

<sup>2</sup> Not so many years ago, some authors had a preference for using counters rather than flags, because a flag costs 3 control sequences (`\iffoo`, `\foofalse` and `\footrue`), which use memory. But the number of count registers is limited to 256 in the native TeX engine (much more with  $\epsilon$ -TeX, but still limited in number), while memory has become rather cheap today. And a code programmed with flags (`\iffoo ... \else ... \fi`) is easier to structure than a code programmed with counters, IMHO.



## 9.5.2 Use of section-level mini-lists of floats

```
\if@mtc@sect@floats@ We will check if the commands \dosectlof and \dosectlot are used:
\dosectlof
\dosectlot 20 \newif\if@mtc@sect@floats@ \@mtc@sect@floats@false
```

## 9.5.3 Presence of some packages and classes

```
\if@mtc@placeinsLoaded@ We will check if the placeins package is loaded, then if the memoir is loaded (and if
\if@mtc@memoirLoaded@ it is a recent version), then if the sectsty package is loaded (before or after minitoc).
\if@mtc@memoirnew@ We do the same for some caption-related packages and the varsects package and others
\if@mtc@sectstyLoaded@ package altering the sectionning commands.
\if@mtc@sectstyLoaded@a@
\if@mtc@captionLoaded@ 21 \newif\if@mtc@placeinsLoaded@ \@mtc@placeinsLoaded@false
\if@mtc@captionLoaded@a@ 22 \newif\if@mtc@memoirLoaded@ \@mtc@memoirLoaded@false
\if@mtc@captionIILoaded@ 23 \newif\if@mtc@memoirnew@ \@mtc@memoirnew@false
\if@mtc@captionIILoaded@a@ 24 \newif\if@mtc@sectstyLoaded@ \@mtc@sectstyLoaded@false
\if@mtc@ccaptionLoaded@ 25 \newif\if@mtc@sectstyLoaded@a@ \@mtc@sectstyLoaded@a@false
\if@mtc@ccaptionLoaded@a@ 26 \newif\if@mtc@captionLoaded@ \@mtc@captionLoaded@false
\if@mtc@mcaptionLoaded@ 27 \newif\if@mtc@captionLoaded@a@ \@mtc@captionLoaded@a@false
\if@mtc@mcaptionLoaded@a@ 28 \newif\if@mtc@captionIILoaded@ \@mtc@captionIILoaded@false
\if@mtc@varsectsLoaded@ 29 \newif\if@mtc@captionIILoaded@a@ \@mtc@captionIILoaded@a@false
\if@mtc@varsectsLoaded@a@ 30 \newif\if@mtc@ccaptionLoaded@ \@mtc@ccaptionLoaded@false
\if@mtc@fncychapLoaded@ 31 \newif\if@mtc@ccaptionLoaded@a@ \@mtc@ccaptionLoaded@a@false
\if@mtc@fncychapLoaded@a@ 32 \newif\if@mtc@mcaptionLoaded@ \@mtc@mcaptionLoaded@false
\if@mtc@quotchapLoaded@ 33 \newif\if@mtc@mcaptionLoaded@a@ \@mtc@mcaptionLoaded@a@false
\if@mtc@quotchapLoaded@a@ 34 \newif\if@mtc@varsectsLoaded@ \@mtc@varsectsLoaded@false
\if@mtc@romannumLoaded@ 35 \newif\if@mtc@varsectsLoaded@a@ \@mtc@varsectsLoaded@a@false
\if@mtc@romannumLoaded@a@ 36 \newif\if@mtc@fncychapLoaded@ \@mtc@fncychapLoaded@false
\if@mtc@sheadersLoaded@ 37 \newif\if@mtc@fncychapLoaded@a@ \@mtc@fncychapLoaded@a@false
\if@mtc@sheadersLoaded@a@ 38 \newif\if@mtc@quotchapLoaded@ \@mtc@quotchapLoaded@false
\if@mtc@captcontLoaded@ 39 \newif\if@mtc@quotchapLoaded@a@ \@mtc@quotchapLoaded@a@false
\if@mtc@captcontLoaded@a@ 40 \newif\if@mtc@romannumLoaded@ \@mtc@romannumLoaded@false
41 \newif\if@mtc@romannumLoaded@a@ \@mtc@romannumLoaded@a@false
42 \newif\if@mtc@sheadersLoaded@ \@mtc@sheadersLoaded@false
43 \newif\if@mtc@sheadersLoaded@a@ \@mtc@sheadersLoaded@a@false
44 \newif\if@mtc@alnumsecLoaded@ \@mtc@alnumsecLoaded@false
45 \newif\if@mtc@alnumsecLoaded@a@ \@mtc@alnumsecLoaded@a@false
46 \newif\if@mtc@captcontLoaded@ \@mtc@captcontLoaded@false
47 \newif\if@mtc@captcontLoaded@a@ \@mtc@captcontLoaded@a@false
```

```
\if@mtc@empty@parttoc@ We will check if you have attempted to insert some empty mini-tables:
\if@mtc@empty@partlof@
\if@mtc@empty@partlot@ 48 \newif\if@mtc@empty@parttoc@ \@mtc@empty@parttoc@false
\if@mtc@empty@minitoc@ 49 \newif\if@mtc@empty@partlof@ \@mtc@empty@partlof@false
\if@mtc@empty@minitoc@ 50 \newif\if@mtc@empty@partlot@ \@mtc@empty@partlot@false
\if@mtc@empty@minilof@ 51 \newif\if@mtc@empty@minitoc@ \@mtc@empty@minitoc@false
\if@mtc@empty@sectlot@
\if@mtc@empty@sectlof@
\if@mtc@empty@sectlot@
```

```

52 \newif\if@mtc@empty@minilof@ \@mtc@empty@minilof@false
53 \newif\if@mtc@empty@minilot@ \@mtc@empty@minilot@false
54 \newif\if@mtc@empty@secttoc@ \@mtc@empty@secttoc@false
55 \newif\if@mtc@empty@sectlof@ \@mtc@empty@sectlof@false
56 \newif\if@mtc@empty@sectlot@ \@mtc@empty@sectlot@false

```

### 9.5.4 Presence or absence of some sectionning commands

We define and set flags about the presence of the sectionning commands (in fact, the counters associated with these commands).

`\if@mtc@part@def@` The part counter:

```

57 \newif\if@mtc@part@def@ \@mtc@part@def@false
58 \@ifundefined{part}{\@mtc@part@def@false}{\@mtc@part@def@true}

```

`\if@mtc@chapter@def@` The chapter counter:

```

59 \newif\if@mtc@chapter@def@ \@mtc@chapter@def@false
60 \@ifundefined{chapter}{\@mtc@chapter@def@false}{\@mtc@chapter@def@true}

```

`\if@mtc@section@def@` The section counter:

```

61 \newif\if@mtc@section@def@ \@mtc@section@def@false
62 \@ifundefined{section}{\@mtc@section@def@false}{\@mtc@section@def@true}

```

We define and set flags about the absence of the sectionning commands.

`\if@mtc@part@undef@` The part counter:

```

63 \newif\if@mtc@part@undef@ \@mtc@part@undef@true
64 \@ifundefined{part}{\@mtc@part@undef@true}{\@mtc@part@undef@false}

```

`\if@mtc@chapter@undef@` The chapter counter:

```

65 \newif\if@mtc@chapter@undef@ \@mtc@chapter@undef@true
66 \@ifundefined{chapter}{\@mtc@chapter@undef@true}{\@mtc@chapter@undef@false}

```

`\if@mtc@section@undef@` The section counter:

```
67 \newif\if@mtc@section@undef@ \@mtc@section@undef@true
68 \ifundefined{section}{\@mtc@section@undef@true}{\@mtc@section@undef@false}
```

### 9.5.5 Flags to check to see if some commands are used

We define a pair of flags for each mini-table type: one for the command itself and one for the preparation command (`\do...`). These flags will be used by the hints package option (section 9.78 on page 365).

`\if@parttoc@used@` For the part level:  
`\if@partlof@used@`  
`\if@partlot@used@`

```
69 \newif\if@parttoc@used@ \global\@parttoc@used@false
70 \newif\if@partlof@used@ \global\@partlof@used@false
71 \newif\if@partlot@used@ \global\@partlot@used@false
72 \newif\if@doparttoc@used@ \global\@doparttoc@used@false
73 \newif\if@dopartlof@used@ \global\@dopartlof@used@false
74 \newif\if@dopartlot@used@ \global\@dopartlot@used@false
```

`\if@minitoc@used@` For the chapter level:  
`\if@minilof@used@`  
`\if@minilot@used@`

```
75 \newif\if@minitoc@used@ \global\@minitoc@used@false
76 \newif\if@minilof@used@ \global\@minilof@used@false
77 \newif\if@minilot@used@ \global\@minilot@used@false
78 \newif\if@dominitoc@used@ \global\@dominitoc@used@false
79 \newif\if@dominilof@used@ \global\@dominilof@used@false
80 \newif\if@dominilot@used@ \global\@dominilot@used@false
```

`\if@secttoc@used@` For the section level:  
`\if@sectlof@used@`  
`\if@sectlot@used@`

```
81 \newif\if@secttoc@used@ \global\@secttoc@used@false
82 \newif\if@sectlof@used@ \global\@sectlof@used@false
83 \newif\if@sectlot@used@ \global\@sectlot@used@false
84 \newif\if@dosecttoc@used@ \global\@dosecttoc@used@false
85 \newif\if@dosectlof@used@ \global\@dosectlof@used@false
86 \newif\if@dosectlot@used@ \global\@dosectlot@used@false
```

`\if@firstpartis@used@` We also detect the use of some obsolete commands:  
`\if@firstchapteris@used@`  
`\if@firstsectionis@used@`

```
87 \newif\if@firstpartis@used@ \global\@firstpartis@used@false
88 \newif\if@firstchapteris@used@ \global\@firstchapteris@used@false
89 \newif\if@firstsectionis@used@ \global\@firstsectionis@used@false
```

### 9.5.6 Check if the document has exactly 2 parts

`\ifmtcsecondpart` In french, the ordinal adjective is “deuxième” if the second object is not the last object, but “second” or “seconde” (feminine) when it also the last one. So we define a specific flag:

```
90 \newif\ifmtcsecondpart \mtcsecondpartfalse
```

`\AtBeginDocument` At the beginning of the document, we test this flag and make it global:

`\ifmtcsecondpart`

```
91 \AtBeginDocument{%
92 \ifmtcsecondpart
93 \global\mtcsecondparttrue
94 \else
95 \global\mtcsecondpartfalse
96 \fi}
```

`\AtEndDocument` At the end of the document, we set and memorize the value of the flag in the .aux file:

`\ifmtcsecondpart`

`\\@mainaux`

```
97 \AtEndDocument{%
98 \ifnum\value{part}=2\relax
99 \mtcsecondparttrue
100 \else
101 \mtcsecondpartfalse
102 \fi
103 \if@filesw
104 \ifmtcsecondpart
105 \immediate\write\@mainaux
106 {\string\global\string\mtcsecondparttrue}%
107 \else
108 \immediate\write\@mainaux
109 {\string\global\string\mtcsecondpartfalse}%
110 \fi
111 \fi}
```

So we need two  $\text{\LaTeX}$  runs to get a correct result. The `french2.mld` language definition file (see section 13.57 on page 438) uses this trick to form the titles of part level mini-tables. See the `second.tex` example file in section 4.5 on page 105.

## 9.6 Preparation for the notoccite option

`\mtc@hook@beforeinputfile`

We declare a flag for the presence of this option and the new internal command

`\if@mtc@notoccite@`

`\mtc@hook@beforeinputfile`, which is a “hook” command (redefinable command)

used by this option (requested by Donald ARSENEAU for his notoccite package [8]). See section 1.6 on page 47.

```
112 \newif\if@mtc@notoccite@ \@mtc@notoccite@false
113 \@ifundefined{mtc@hook@beforeinputfile}%
114 {\let\mtc@hook@beforeinputfile\relax}{}%
```

## 9.7 Preparation for the tight and k-tight options

`\iftightmtc` We just declare a flag for each of these options; they are set false by default (loose and `\ifktightmtc` k-loose options):

```
115 \newif\iftightmtc \tightmtcfalse
116 \newif\ifktightmtc \ktightmtcfalse
```

## 9.8 Preparation to work with hyperref

`\AtBeginDocument` This code prepares the interface with the hyperref package [176]. A flag is defined, then `\if@mtc@hyper@used@` this preparation is performed in a `\AtBeginDocument` block if this package is loaded. This action defines some commands for the hyperref package.

```
117 \mtcPackageInfo[<I0005>]{minitoc}{compatible with hyperref\@gobble}
118 \newif\if@mtc@hyper@used@ \global\@mtc@hyper@used@false
119 \AtBeginDocument{%
120 \@ifpackageloaded{hyperref}{}%
121 \global\@mtc@hyper@used@true
122 \def\toclevel@xpart{1000}%
123 \def\toclevel@xchapter{1000}%
124 \def\toclevel@xsect{1000}%
125 \let\toclevel@starpart\toclevel@part
126 \let\toclevel@starchapter\toclevel@chapter
127 \let\toclevel@starsection\toclevel@section
128 \let\toclevel@starsubsection\toclevel@subsection
129 \let\toclevel@starsubsubsection\toclevel@subsubsection
130 \let\toclevel@starparagraph\toclevel@paragraph
131 \let\toclevel@starsubparagraph\toclevel@subparagraph
132 }{}}
```

## 9.9 Checking the presence of some packages

### 9.9.1 Check if the `sectsty` package is loaded, and when

`\AtBeginDocument` We must test if the `sectsty` package [150] is loaded before or after `minitoc`, so we  
`\if@mtc@sectstyLoaded@` test when `minitoc` is loaded and also in a `\AtBeginDocument` block, when all packages  
`\if@mtc@sectstyLoaded@a@` have been loaded. See section 9.78.2.6 on page 380.

```
133 \ifpackageloaded{sectsty}{\@mtc@sectstyLoaded@true}{}
134 \AtBeginDocument{\@ifpackageloaded{sectsty}{\@mtc@sectstyLoaded@a@true}{} }
```

### 9.9.2 Check if the `varsects` package is loaded, and when

`\AtBeginDocument` We must test if the `varsects` package [186] is loaded before or after `minitoc`, so  
`\if@mtc@varsectsLoaded@` we test when `minitoc` is loaded and also in a `\AtBeginDocument` block, when all  
`\if@mtc@varsectsLoaded@a@` packages have been loaded. See section 9.78.2.7 on page 380.

```
135 \ifpackageloaded{varsects}{\@mtc@varsectsLoaded@true}{}
136 \AtBeginDocument{\@ifpackageloaded{varsects}{\@mtc@varsectsLoaded@a@true}{} }
```

### 9.9.3 Check if the `fncychap` package is loaded, and when

`\AtBeginDocument` We must test if the `fncychap` package [143] is loaded before or after `minitoc`, so  
`\if@mtc@fncychapLoaded@` we test when `minitoc` is loaded and also in a `\AtBeginDocument` block, when all  
`\if@mtc@fncychapLoaded@a@` packages have been loaded. See section 9.78.2.8 on page 381.

```
137 \ifpackageloaded{fncychap}{\@mtc@fncychapLoaded@true}{}
138 \AtBeginDocument{\@ifpackageloaded{fncychap}{\@mtc@fncychapLoaded@a@true}{} }
```

### 9.9.4 Check if the `quotchap` package is loaded, and when

`\AtBeginDocument` We must test if the `quotchap` package [190] is loaded before or after `minitoc`, so  
`\if@mtc@quotchapLoaded@` we test when `minitoc` is loaded and also in a `\AtBeginDocument` block, when all  
`\if@mtc@quotchapLoaded@a@` packages have been loaded. See section 9.78.2.9 on page 381.

```
139 \ifpackageloaded{quotchap}{\@mtc@quotchapLoaded@true}{}
140 \AtBeginDocument{\@ifpackageloaded{quotchap}{\@mtc@quotchapLoaded@a@true}{} }
```

### 9.9.5 Check if the romannum package is loaded, and when

`\AtBeginDocument` We must test if the romannum package [210] is loaded before or after minitoc, so  
`\if@mtc@romannumLoaded@` we test when minitoc is loaded and also in a `\AtBeginDocument` block, when all  
`\if@mtc@romannumLoaded@a@` packages have been loaded. See section 9.78.2.10 on page 381.

```
141 \ifpackageloaded{romannum}{\@mtc@romannumLoaded@true}{}
142 \AtBeginDocument{\ifpackageloaded{romannum}{\@mtc@romannumLoaded@a@true}{}}
```

### 9.9.6 Check if the sfheaders package is loaded, and when

`\AtBeginDocument` We must test if the sfheaders package [145] is loaded before or after minitoc, so  
`\if@mtc@sfheadersLoaded@` we test when minitoc is loaded and also in a `\AtBeginDocument` block, when all  
`\if@mtc@sfheadersLoaded@a@` packages have been loaded. See section 9.78.2.11 on page 382.

```
143 \ifpackageloaded{sfheaders}{\@mtc@sfheadersLoaded@true}{}
144 \AtBeginDocument{\ifpackageloaded{sfheaders}{\@mtc@sfheadersLoaded@a@true}{}}
```

### 9.9.7 Check if the alnumsec package is loaded, and when

`\AtBeginDocument` We must test if the alnumsec package [125] is loaded before or after minitoc, so  
`\if@mtc@alnumsecLoaded@` we test when minitoc is loaded and also in a `\AtBeginDocument` block, when all  
`\if@mtc@alnumsecLoaded@a@` packages have been loaded. See section 9.78.2.12 on page 382.

```
145 \ifpackageloaded{alnumsec}{\@mtc@alnumsecLoaded@true}{}
146 \AtBeginDocument{\ifpackageloaded{alnumsec}{\@mtc@alnumsecLoaded@a@true}{}}
```

### 9.9.8 Check if the captcont package is loaded, and when

`\AtBeginDocument` We must test if the captcont package [84] is loaded before or after minitoc, so  
`\if@mtc@captcontLoaded@` we test when minitoc is loaded and also in a `\AtBeginDocument` block, when all  
`\if@mtc@captcontLoaded@a@` packages have been loaded. See section 9.78.2.13 on page 382.

```
147 \ifpackageloaded{captcont}{\@mtc@captcontLoaded@true}{}
148 \AtBeginDocument{\ifpackageloaded{captcont}{\@mtc@captcontLoaded@a@true}{}}
```

### 9.9.9 Check if the caption package is loaded, and when

`\AtBeginDocument` We must test if the caption package [183] is loaded before or after minitoc, so we  
`\if@mtc@captionLoaded@` test when minitoc is loaded and also in a `\AtBeginDocument` block, when all packages  
`\if@mtc@captionLoaded@a@` have been loaded. See section 9.78.2.14 on page 383.

```
149 \@ifpackageloaded{caption}{\@mtc@captionLoaded@true}{}
150 \AtBeginDocument{\@ifpackageloaded{caption}{\@mtc@captionLoaded@a@true}{} }
```

### 9.9.10 Check if the caption2 package is loaded, and when

`\AtBeginDocument` We must test if the caption2 package [182] is loaded before or after minitoc, so  
`\if@mtc@captionIILoaded@` we test when minitoc is loaded and also in a `\AtBeginDocument` block, when all  
`\if@mtc@captionIILoaded@a@` packages have been loaded. See section 9.78.2.15 on page 383.

```
151 \@ifpackageloaded{caption2}{\@mtc@captionIILoaded@true}{}
152 \AtBeginDocument{\@ifpackageloaded{caption2}{\@mtc@captionIILoaded@a@true}{} }
```

### 9.9.11 Check if the ccaption package is loaded, and when

`\AtBeginDocument` We must test if the ccaption package [207] is loaded before or after minitoc, so  
`\if@mtc@ccaptionLoaded@` we test when minitoc is loaded and also in a `\AtBeginDocument` block, when all  
`\if@mtc@ccaptionLoaded@a@` packages have been loaded. See section 9.78.2.16 on page 383.

```
153 \@ifpackageloaded{ccaption}{\@mtc@ccaptionLoaded@true}{}
154 \AtBeginDocument{\@ifpackageloaded{ccaption}{\@mtc@ccaptionLoaded@a@true}{} }
```

### 9.9.12 Check if the mcaption package is loaded, and when

`\AtBeginDocument` We must test if the mcaption package [111] is loaded before or after minitoc, so  
`\if@mtc@mcaptionLoaded@` we test when minitoc is loaded and also in a `\AtBeginDocument` block, when all  
`\if@mtc@mcaptionLoaded@a@` packages have been loaded. See section 9.78.2.17 on page 384.

```
155 \@ifpackageloaded{mcaption}{\@mtc@mcaptionLoaded@true}{}
156 \AtBeginDocument{\@ifpackageloaded{mcaption}{\@mtc@mcaptionLoaded@a@true}{} }
```



## 9.10 Is the memoir class loaded?

`\if@mtc@memoirLoaded@` We test if the memoir [208, 209] class is loaded. This class needs some compatibility adjustments or may be incompatible if too recent. In the later case, a patch is inserted  
`\if@mtc@memoirnew@` (see chapter 12 on page 405). This correction is no more necessary after the 2005/09/25  
`\if@mtcpatchmemoir@` version of memoir.cls.

```

157 \newif\if@mtcpatchmemoir@ \@mtcpatchmemoir@false
158 \@ifclassloaded{memoir}{\@mtc@memoirLoaded@true\relax%
159 \mtcPackageInfo[<I0030>]{minitoc}%
160 {the memoir class is loaded:\MessageBreak
161 compatibility attempted\@gobble}}%
162 {\@mtc@memoirLoaded@false}
163 \if@mtc@memoirLoaded@
164 \@ifundefined{@m@chapter}%
165 {\@mtc@memoirnew@false\mtcPackageInfo[<I0020>]{minitoc}%
166 {old version of the memoir class\@gobble}}
167 {\@mtc@memoirnew@true\mtcPackageInfo[<I0027>]{minitoc}%
168 {recent version of the memoir class\@gobble}}
169 \mtcPackageInfo[<I0032>]{minitoc}%
170 {This version of the memoir class uses \MessageBreak
171 a version of \string\chapter\space which is \MessageBreak
172 incompatible with the minitoc package. \MessageBreak
173 We try to patch\@gobble}%
174 \@mtcpatchmemoir@true}
175 \fi

```

`\if@mtcpatchmemoir@` And now the patch:

```

176 \if@mtcpatchmemoir@
177 \IfFileExists{mtcpatchmem.sty}{%
178 \@ifclasslater{memoir}{2005/09/25}{}{\RequirePackage{mtcpatchmem}}}{%
179 \mtcPackage[<E0028>]{Error}{minitoc}
180 {Unable to patch the memoir class}%
181 {So it remains incompatible. Sorry.}}
182 \fi

```

## 9.11 Testing the emptiness of a file

`\mtc@ifmtarg` Some macros for testing if an argument of a macro is empty (taken from the package  
`\mtc@xifmtarg` ifmtarg [211], by Peter R. WILSON and Donald ARSENEAU, and from while.tip, by  
`\mtc@EndWhile` Stephan P. von BECHTOLSHEIM [198]). The group is necessary to keep local the catcode  
`\mtc@WhilePreCondition` change of “Q”, hence a \gdef is needed for \mtc@ifmtarg.  
`\mtc@WhileCondition`  
`\mtc@WhileBody` 183 \begingroup  
`\mtc@While` 184 \catcode'\Q=3  
`\mtc@WhileNext`

```

185 \long\gdef\mtc@ifmtarg#1{%
186 \mtc@xifmtarg#1QQ\@secondoftwo\@firstoftwo\@nil}
187 \long\gdef\mtc@xifmtarg#1#2Q#3#4#5\@nil{#4}
188 \endgroup
189 \let\mtc@EndWhile = \fi
190 \def\mtc@While #1#2#3\mtc@EndWhile{%
191 \def\mtc@WhilePreCondition{#1}%
192 \def\mtc@WhileCondition{#2}%
193 \def\mtc@WhileBody{#3}%
194 \mtc@@While
195 }
196 \def\mtc@@While{%
197 \mtc@WhilePreCondition
198 \mtc@WhileCondition
199 \def\mtc@WhileNext{%
200 \mtc@WhileBody
201 \mtc@@While
202 }%
203 \else
204 \def\mtc@WhileNext{}%
205 \fi
206 \mtc@WhileNext
207 }

```

`\if@mtc@checkfiles` Some macros to test if a file is empty or not: `\mtc@CkFile{file}` returns

`\if@mtc@FE` `\@mtc@FEtrue` if the file is empty, `\@mtc@FEfalse` if the file is not empty. An

`\if@mtc@LI` inexistent file is empty. A file full of white space (space, tabulation, newline) is empty.

`\mtc@While` Comments are empty.

`\mtc@Body`

`\mtc@EndWhile` **Note:** on a big empty file, the `\mtc@While` loop may be time consuming, but not an

`\mtc@CkFile` eternity (33 s for  $10^6$  lines on my computer), and the first non-empty line stops the loop.

`\mtc@CkStr` `\jobname.mtc` is used as scratch file. It is erased after use.

`\mtc@Rline`

`\tf@mtc`

`\@inputcheck`

```

208 \newif\if@mtc@LI\@mtc@LItrue
209 \newif\if@mtc@FE\@mtc@FEtrue
210 \newif\if@mtc@checkfiles\@mtc@checkfilestrue
211 \def\mtc@Body{\immediate\read\@inputcheck to
212 \mtc@Rline\relax
213 \ifeof\@inputcheck\relax\@mtc@LIfalse\fi
214 \expandafter\ifx\mtc@Rline\par\relax
215 \def\mtc@Rline{}
216 \else
217 \ifeof\@inputcheck\relax\global\@mtc@LIfalse\fi
218 \mtc@ifmtarg{\mtc@Rline}{\relax}%
219 {\@mtc@FEfalse\@mtc@LIfalse}
220 \fi
221 }
222 \def\mtc@CkFile#1{%
223 \@mtc@LItrue\@mtc@FEtrue
224 \if@mtc@checkfiles
225 \IfFileExists{#1}{%
226 \immediate\openin\@inputcheck #1\relax

```

```

227 \mtc@While{}{\if@mtc@LI\relax}%
228 {\mtc@Body}%
229 \mtc@EndWhile}%
230 {\@mtc@FEtrue}%
231 \else
232 \@mtc@FEfalse%
233 \fi}
234 \closein\@inputcheck\relax
235 \def\mtc@CkStr#1{%
236 \immediate\openout\tf@mtc \jobname.mtc
237 \immediate\write\tf@mtc{#1}%
238 \immediate\closeout\tf@mtc
239 \mtc@CkFile{\jobname.mtc}%
240 \immediate\openout\tf@mtc \jobname.mtc
241 \immediate\closeout\tf@mtc}

```

## 9.12 Internal macros to decrement minitoc counters

\mtc@onebackpart It is sometimes necessary to decrement a minitoc counter (ptc, mtc or stc) by one.  
\mtc@onebackchapter These macros are:  
\mtc@onebacksection  
\addtocounter 242 \def\mtc@onebackpart{\addtocounter{ptc}{-1}}  
243 \def\mtc@onebackchap{\addtocounter{mtc}{-1}}  
244 \def\mtc@onebacksect{\addtocounter{stc}{-1}}

## 9.13 Patching the \part command

\part If the \part command is not defined (by the document class, usually), we cannot patch it  
\mtc@svspart and a warning is displayed<sup>3</sup>. Else, we patch its two branches, \@part (for the unstarred  
\mtc@svpart version) or \@spart (for the starred version, \part\*): we add \stepcounter{ptc} to  
\@spart increment the parttoc counter ptc. See also section 9.51 on page 298.  
\@part  
\stepcounter The code of the next section (section 9.14 on the following page) is also skipped if \part  
is not defined.

```

245 \@ifundefined{part}{%
246 \mtcPackageWarningNoLine[<W0018>]{minitoc}%
247 {part level macros NOT available}
248 }{%% else undefined part (\part defined)
249 \mtcPackageInfo[<I0023>]{minitoc}%
250 {part level macros available\@gobble}
251 \let\mtc@svspart\@spart

```

<sup>3</sup> Document classes with sectioning commands but no \part command are likely non standard, hence the warning displayed on the terminal.

```

252 \def\@spart{\stepcounter{ptc}\mtc@svspart}
253 \let\mtc@svpart\@part
254 \def\@part{\stepcounter{ptc}\mtc@svpart}

```

## 9.14 Adding an entry in the TOC for a starred part

`\mtcaddpart` To add an entry in the TOC for a starred part, we need the `\mtcaddpart` macro, which has an optional argument, the title of the part as it should appear in the TOC.

`\mtc@ifmtarg`

`\contentsline` By default, this argument is empty. If it is empty (tested via `\mtc@ifmtarg`) or omitted, we add a `\contentsline{xpart}{}...` line in the `.toc` file. If it is not empty, we add a `\contentsline{part}{title...}...` line in the `.toc` file. We always add a `\l@xpart` `\contentsline{xpart}{}...` line in the `.lof` and `.lot` files. Then we increment the `ptc` counter, via `\adjustptc` (defined in section 9.45 on page 285). Using `xpart` as first argument of `\contentsline` means that `\l@xpart` will be invoked in place of `\l@part` to print the entry in the TOC, but `\l@xpart` uses a huge depth (10 000) for this entry, hence it will never be really printed (except if you cheat).

```

255 \newcommand{\mtcaddpart}[1][]{%
256 \mtc@ifmtarg{#1}{\addcontentsline{toc}{xpart}{}}%
257 {\addcontentsline{toc}{part}{#1}}%
258 \addcontentsline{lof}{xpart}{}%
259 \addcontentsline{lot}{xpart}{}%
260 \adjustptc}

```

This code terminates (temporarily) the part level commands.

```

261 }%

```

## 9.15 Section level macros

`\chapter` The section level macros are defined if `\chapter` is not defined and `\section` defined, i.e., in document classes like `article`, but not in document classes like `book` or `report`.

`\section` So we test if `\chapter` is defined and if `\section` is defined, with adequate warnings. If neither are defined, you are in big trouble to use the `minitoc` package with the class of your document.

```

262 \@ifundefined{chapter}{\mtcPackageInfo[<I0004>]{minitoc}%
263 {chapter level macros NOT available\@gobble}}%
264 \@ifundefined{section}{\mtcPackageInfo[<I0029>]{minitoc}%
265 {section level macros NOT available\@gobble}}%
266 \mtcPackageWarningNoLine[<W0017>]{minitoc}%
267 {no section or chapter level macros available
268 \MessageBreak}

```

```

269 PLEASE VERIFY YOUR MAIN DOCUMENT CLASS}}%
270 {\mtcPackageInfo[<I0028>]{minitoc}%
271 {section level macros available\@gobble}%

```

## 9.16 Corrections for numbering

```

\mtc@onebacksect As the TOC, the LOF and the LOT are considered as (starred) sections, we must
\tableofcontents decrement the secttoc counter (stc) via \mtc@onebacksect when the corresponding
\listoffigures commands are executed. Hence we patch these commands.
\listoftables
\mtcsv@tableofcontents 272 \let\mtcsv@tableofcontents\tableofcontents
\mtcsv@listoffigures 273 \let\mtcsv@listoffigures\listoffigures
\mtcsv@listoftables 274 \let\mtcsv@listoftables\listoftables
275 \def\tableofcontents{\mtcsv@tableofcontents\mtc@onebacksect}
276 \def\listoffigures{\mtcsv@listoffigures\mtc@onebacksect}
277 \def\listoftables{\mtcsv@listoftables\mtc@onebacksect}

```

## 9.17 Patching the \section command

```

\mtc@svsection If the \section command is not defined (by the document class, usually), we can-
\mtc@svss not patch it and a warning is displayed. Else, we patch its two branches, \@sect
\@ssect (for the unstarred version) or \@ssect (for the starred version, \section*): we add
\@sect \stepcounter{stc} to increment the secttoc counter stc, only in the unstarred case
\section (the version #25 has removed a spurious decrementation of this counter).
\stepcounter
278 \let\mtc@svsection\section
279 \def\section{\stepcounter{stc}\mtc@svsection}
280 \let\mtc@svss\@ssect

```

## 9.18 Adding an entry in the TOC for a starred section

```

\mtcaddsection To add an entry in the TOC for a starred section, we need the \mtcaddsection macro,
\mtc@ifmtarg which has an optional argument, the title of the section as it should appear in the
\contentsline TOC. By default, this argument is empty. If it is empty (tested via \mtc@ifmtarg) or
\adjuststc omitted, we add a \contentsline{xsect}{}... line in the .toc file. If it is not
\l@xsect empty, we add a \contentsline{section}{title...}... line in the .toc file.
\l@section We always add a \contentsline{xsect}{}... line in the .lof and .lot files.
Then we increment the stc counter, via \adjuststc (this command is defined in
section 9.54 on page 309). Using xsect as first argument of \contentsline means
that \l@xsect will be invoked in place of \l@section to print the entry in the TOC,

```

but `\l@xsect` uses a huge depth (10 000) for this entry, hence it will never be really printed (except if you cheat).

```

281 \newcommand{\mtcaddsection}[1][1]{%
282 \mtc@ifmtarg{#1}{\addcontentsline{toc}{xsect}{}}%
283 {\addcontentsline{toc}{section}{#1}}%
284 \addcontentsline{lof}{xsect}{}%
285 \addcontentsline{lot}{xsect}{}%
286 \adjuststc}

```

This code terminates (temporarily) the section level commands, and we continue with chapter level macros.

```

287 }}%
288 {%

```

## 9.19 Chapter level macros

`\chapter` The chapter level macros are defined if `\chapter` is defined, i.e., in document classes like `book` or `report`. So we test if `\chapter` is defined, with adequate warnings. The test is already done above, we are in the “else” branch of `\ifundefined{chapter}`.

```

289 \mtcPackageInfo[<I0003>]{minitoc}{chapter level macros available\@gobble}

```

## 9.20 Patching the `\chapter` command

`\chapter` The `\chapter` command is defined (by the document class, usually). We patch its two branches, `\@chapter` (for the unstarred version) or `\@schapter` (for the starred version, `\chapter*`): we add call to `\stepcounter{mtc}` to increment the minitoc counter `mtc`.  
`\mtc@svchapter` Only the unstarred branch (`\@chapter`) is patched here. The other branch is patched later (section 9.36 on page 268).  
`\stepcounter`

```

290 \let\mtc@svchapter\@chapter
291 \def\@chapter{\stepcounter{mtc}\mtc@svchapter}

```

## 9.21 Adding an entry in the TOC for a starred chapter

`\mtcaddchapter` To add an entry in the TOC for a starred chapter, we need the `\mtcaddchapter` macro, which has an optional argument, the title of the chapter as it should appear in the TOC. By default, this argument is empty. If it is empty (tested via `\mtc@ifmtarg`)  
`\mtc@ifmtarg`  
`\contentsline`  
`\adjustmtc`  
`\l@xchapter`  
`\l@chapter`

or omitted, we add a `\contentsline{xchapter}{...}` line in the `.toc` file. If it is not empty, we add a `\contentsline{chapter}{title...}` line in the `.toc` file. We always add a `\contentsline{xchapter}{...}` line in the `.lof` and `.lot` files. Then we increment the `mtc` counter, via `\adjustmtc` (defined in section 9.31 on page 256). Using `xchapter` as first argument of `\contentsline` means that `\l@xchapter` will be invoked in place of `\l@chapter` to print the entry in the TOC, but `\l@xchapter` uses a huge depth (10 000) for this entry, hence it will never be really printed (except if you cheat).

```

292 \newcommand{\mtcaddchapter}[1][{}]{%
293 \mtc@ifmtarg{#1}{\addcontentsline{toc}{xchapter}{}}{%
294 {\addcontentsline{toc}{chapter}{#1}}}%
295 \addcontentsline{lof}{xchapter}{}%
296 \addcontentsline{lot}{xchapter}{}%
297 \adjustmtc}

```

This code terminates (temporarily) the chapter level commands, i.e., terminates the `\ifundefined{chapter}` at the beginning of section 9.15 on page 244.

```

298 }%

```

## 9.22 Miscellaneous declarations

```

\newread The \newread command must be redeclared as being \outer (as Donald ARSENEAU
\mtc@toks told me). We need a token register (\mtc@toks), a temporary string (\mtc@string),
\mtc@string struts (two kinds, each one using a box containing an invisible vertical rule), a rule with
\mtc@strut all dimensions equal to zero (\mtc@zrule) and a command discouraging page breaks
\mtc@strutbox (\mtc@BBR, for “bad break”). For the struts, which are boxes containing an invisible
\mtc@hstrut vertical rule, we use “ex” units, to follow the current font.
\mtc@hstrutbox

\mtc@v 299 \def\newread{\alloc@6\read\chardef\sixt@@n}
\mtc@zrule 300 \newtoks\mtc@toks
\mtc@BBR 301 \def\mtc@string{\relax}
302 \newbox\mtc@strutbox
303 \setbox\mtc@strutbox=\hbox{\rule[1.8ex]{\z@}{2.5ex}}
304 \def\mtc@strut{\relax\ifmmode\copy\mtc@strutbox
305 \else\unhcopy\mtc@strutbox\fi}
306 \newbox\mtc@hstrutbox
307 \setbox\mtc@hstrutbox=\hbox{\rule[1.ex]{\z@}{1.ex}}
308 \def\mtc@hstrut{\relax\ifmmode\copy\mtc@hstrutbox
309 \else\unhcopy\mtc@hstrutbox\fi}
310 \def\mtc@v{\leavevmode\mtc@strut}
311 \def\mtc@zrule{\rule[\z@]{\z@}{\z@}}
312 \def\mtc@BBR{\unpenalty\nopagebreak[4]}

```

| Phase (time runs from left to right): |                              | 1    | 2     | 3 |
|---------------------------------------|------------------------------|------|-------|---|
| OS with long extensions               | <code>\jobname.mtc1</code>   | TRUE | TRUE  | * |
|                                       | <code>\jobname.mtc</code>    |      | FALSE |   |
| OS with short extensions              | <code>\jobname.mtc(1)</code> | TRUE | FALSE | * |

Figure 9.1: Hack to detect the limitation to short extensions.

## 9.23 Autoconfiguration of extensions

`\tf@mtc` This code is a hack to determine if the operating system is able or unable to use long extensions (> 3 characters) in file names. We define a file descriptor (`\tf@mtc`) to write files<sup>4</sup>. This code is verbose if long extensions cannot be used, else the messages are only written in the `.log` file. The sequencing of these operations is vital. The figure 9.1 shows this sequence. A star (\*) denotes which file is read in phase 3.

```
\if@longextensions@ (0) First, a message and a new flag:
 \tf@mtc
 \openout 313 \mtcPackageInfo[<I0002>]{minitoc}%
 \write 314 {Autoconfiguration of extensions\@gobble}
 \closeout 315 \newif\if@longextensions@\@longextensions@false
 \input (1) We write "\@longextensions@true" in \jobname.mtc1. But if the OS has short
 \jobname extensions, the real name of the file will be truncated to \jobname.mtc.

316 \immediate\openout\tf@mtc \jobname.mtc1
317 \immediate\write\tf@mtc{\string\@longextensions@true}
318 \immediate\closeout\tf@mtc

(2) We write "\@longextensions@false" in \jobname.mtc.

319 \immediate\openout\tf@mtc \jobname.mtc
320 \immediate\write\tf@mtc{\string\@longextensions@false}
321 \immediate\closeout\tf@mtc

(3) We read \jobname.mtc1. But if the OS has short extensions, the real name of the
file will be truncated to \jobname.mtc.

322 \input{\jobname.mtc1}
```

<sup>4</sup> Note that it is the *only* new file descriptor created by the minitoc package. All files written by minitoc use this descriptor, or one of the standard descriptors, e.g., for the `.log` file. In fact, minitoc writes also in the `.toc`, `.lof` and `.lot` files, but via file descriptors already used by standard commands like `\tableofcontents`, `\listoffigures` and `\listoftables`. We can conclude that minitoc itself uses only one file descriptor (or write stream). Some other attempts to make per chapter TOCs have failed by quickly leading to exhaustion of file descriptors (TEX offers only 16 file descriptors for writing), because they called the standard internal `\starttoc` macro, which invokes `\newwrite`, for each mini-table. As minitoc writes into only one file at a time (and in the `.log` file, and in the standard contents files, of course), we can reuse the same file descriptor and avoid this serious problem. The minitoc package writes in the contents files when it encounters a major sectioning command (`\part`, `\chapter`, or `\section`), if necessary. It writes into the mini-table auxiliary files only via the mini-table preparing commands (`\doparttoc`, ..., `\dosectlot`), once at a time. You do not need a new hammer for each nail.



- (4) Hence, the flag is true if we read really from `\jobname.mtc1`, but false if we read from `\jobname.mtc`. The text and the severity of the messages are different.

```

323 \if@longextensions@
324 \mtcPackageInfo[<I0012>]{minitoc}%
325 {Long extensions (Unix-like) will be used@gobble}
326 \mtcPackageInfo[<I0031>]{minitoc}%
327 {==> this version is configured for UNIX-like \MessageBreak
328 \space\space\space\space(long extensions) file names@gobble}%
329 \else
330 \mtcPackageWarningNoLine[<W0019>]{minitoc}%
331 {Short extensions (MSDOS-like) will be used\MessageBreak
332 ==> this version is configured for MSDOS-like \MessageBreak
333 \space\space\space\space(8+3) file names}
334 \fi

```


- (5) We erase the contents of the two files (because `\jobname.mtc` is also used later as a scratch file, see section 9.11 on page 241).

```

335 \immediate\openout\tf@mtc \jobname.mtc
336 \immediate\closeout\tf@mtc
337 \immediate\openout\tf@mtc \jobname.mtc1
338 \immediate\closeout\tf@mtc

```

## 9.24 Detecting obsolete versions of L<sup>A</sup>T<sub>E</sub>X

`\@inputcheck`    This code detects old versions of the L<sup>A</sup>T<sub>E</sub>X kernel that are no more supported and with  
`\reset@font`    which the minitoc package can hardly work. The trick is to detect the absence of some  
 internal L<sup>A</sup>T<sub>E</sub>X commands, `\@inputcheck` and `\reset@font`. If you get one of these  
 messages, you are in bad luck and should *urgently* update your L<sup>A</sup>T<sub>E</sub>X installation, which  
 is rusting since... many years!

```

339 \@ifundefined{@inputcheck}%
340 {\mtcPackageWarningNoLine[<W0021>]{minitoc}%
341 {Your version of latex.tex is obsolete.\MessageBreak
342 Trying to continue..}\newread\@inputcheck\relax}{}}
343 \@ifundefined{reset@font}%
344 {\mtcPackageWarningNoLine[<W0022>]{minitoc}%
345 {Your version of latex.tex is very obsolete.\MessageBreak
346 Trying to continue... crossing fingers}%
347 \let\reset@font\relax}{}

```

## 9.25 A macro to make a TOC entry without leaders nor page numbers

`\@undottedtocline`    The (internal) macro `\@undottedtocline` is a modified version of the standard  
`\ifundottedmtc`    command `\@dottedtocline`. It will be used in customization macros.  
`\undottedmtcfalse`

```

348 \newif\ifundottedmtc\undottedmtcfalse
349 \def\@undottedtocline#1#2#3#4#5{%
350 \ifnum #1>\c@tocdepth\relax \else
351 \vskip \z@ plus.2\p@
352 {\leftskip #2\relax \rightskip \@tocrmarg \parfillskip -\rightskip
353 \parindent #2\relax\@afterindenttrue
354 \interlinepenalty\@M
355 \leavevmode
356 \@tempdima #3\relax \advance\leftskip \@tempdima \hbox{}}%
357 \hskip -\leftskip
358 #4\nobreak\hfill \nobreak
359 \null\par}%
360 \fi}

```

## 9.26 Default values for the page-number customization macros

`\if@mtc@memoirLoaded@` This section defines some customization macros for the presence or absence of page numbers in the mini-tables. But if the memoir class [208, 209] is loaded, it does the job. So, we test first `\if@mtc@memoirLoaded@` to use the commands of memoir when they are available.

```

361 \if@mtc@memoirLoaded@

```

```

\mtcpagenumbers For entries in minitocs:
\nomtcpagenumbers
362 \def\mtcpagenumbers{%
363 \cftpagenumberon{section}
364 \cftpagenumberon{subsection}
365 \cftpagenumberon{subsubsection}
366 \cftpagenumberon{paragraph}
367 \cftpagenumberon{subparagraph}}
368 \def\nomtcpagenumbers{%
369 \cftpagenumbersoff{section}
370 \cftpagenumbersoff{subsection}
371 \cftpagenumbersoff{subsubsection}
372 \cftpagenumbersoff{paragraph}
373 \cftpagenumbersoff{subparagraph}}

```

```

\stcpagenumbers For entries in secttocs:
\nostcpagenumbers
374 \def\stcpagenumbers{%
375 \cftpagenumberon{subsection}
376 \cftpagenumberon{subsubsection}
377 \cftpagenumberon{paragraph}

```

```

378 \cftpagenumberon{subparagraph}}
379 \def\nostcpagenumbers{%
380 \cftpagenumbersoff{subsection}
381 \cftpagenumbersoff{subsubsection}
382 \cftpagenumbersoff{paragraph}
383 \cftpagenumbersoff{subparagraph}}

```

\ptcpagenumbers For entries in parttocs:  
\noptcpagenumbers

```

384 \def\ptcpagenumbers{%
385 \cftpagenumberon{chapter}
386 \cftpagenumberon{section}
387 \cftpagenumberon{subsection}
388 \cftpagenumberon{subsubsection}
389 \cftpagenumberon{paragraph}
390 \cftpagenumberon{subparagraph}}
391 \def\noptcpagenumbers{%
392 \cftpagenumbersoff{chapter}
393 \cftpagenumbersoff{section}
394 \cftpagenumbersoff{subsection}
395 \cftpagenumbersoff{subsubsection}
396 \cftpagenumbersoff{paragraph}
397 \cftpagenumbersoff{subparagraph}}

```

\mlfpagenumbers For entries in minilofs, sectlofs, and partlofs:

```

\nomlfpagenumbers
\slfpagenumbers 398 \def\mlfpagenumbers{\cftpagenumberon{figure}}
\noslfpagenumbers 399 \def\nomlfpagenumbers{\cftpagenumbersoff{figure}}
\plfpagenumbers 400 \def\slfpagenumbers{\cftpagenumberon{figure}}
\noplfpagenumbers 401 \def\noslfpagenumbers{\cftpagenumbersoff{figure}}
402 \def\plfpagenumbers{\cftpagenumberon{figure}}
403 \def\noplfpagenumbers{\cftpagenumbersoff{figure}}

```

\mltpagenumbers For entries in minilots, sectlots, and partlots:

```

\nomltpagenumbers
\sltpagenumbers 404 \def\mltpagenumbers{\cftpagenumberon{table}}
\nosltpagenumbers 405 \def\nomltpagenumbers{\cftpagenumbersoff{table}}
\pltpagenumbers 406 \def\sltpagenumbers{\cftpagenumberon{table}}
\nopltpagenumbers 407 \def\nosltpagenumbers{\cftpagenumbersoff{table}}
408 \def\pltpagenumbers{\cftpagenumberon{table}}
409 \def\nopltpagenumbers{\cftpagenumbersoff{table}}

```

Else, minitoc will use its own commands.

```

410 \else

```

```

\mtcpagenumbers First, for minitocs, secttocs and parttocs:
\nomtcpagenumbers
\mlfpagenumbers 411 \def\mtcpagenumbers{\let\mtc@pgno\null}
\nomlfpagenumbers 412 \def\nomtcpagenumbers{\let\mtc@pgno\relax}
\mltpagenumbers 413 \def\stcpagenumbers{\let\stc@pgno\null}
\nomltpagenumbers 414 \def\nostcpagenumbers{\let\stc@pgno\relax}
415 \def\ptcpagenumbers{\let\ptc@pgno\null}
416 \def\noptcpagenumbers{\let\ptc@pgno\relax}

```

```

\mlfpagenumbers Then, for minilofs, sectlofs and partlofs:
\nomlfpagenumbers
\mlfpagenumbers 417 \def\mlfpagenumbers{\let\mlf@pgno\null}
\nomlfpagenumbers 418 \def\nomlfpagenumbers{\let\mlf@pgno\relax}
\mltpagenumbers 419 \def\slfpagenumbers{\let\slf@pgno\null}
\nomltpagenumbers 420 \def\noslfpagenumbers{\let\slf@pgno\relax}
421 \def\plfpagenumbers{\let\plf@pgno\null}
422 \def\noplfpagenumbers{\let\plf@pgno\relax}

```

```

\mltpagenumbers Then, for minilots, sectlots and partlots:
\nomltpagenumbers
\mltpagenumbers 423 \def\mltpagenumbers{\let\mlt@pgno\null}
\nomltpagenumbers 424 \def\nomltpagenumbers{\let\mlt@pgno\relax}
\mltpagenumbers 425 \def\sltpagenumbers{\let\slt@pgno\null}
\nomltpagenumbers 426 \def\nosltpagenumbers{\let\slt@pgno\relax}
427 \def\pltpagenumbers{\let\plt@pgno\null}
428 \def\nopltpagenumbers{\let\plt@pgno\relax}
429 \fi

```

```

\ptcpagenumbers Then the default values are set; page numbers are present:
\plfpagenumbers
\pltpagenumbers 430 \ptcpagenumbers
\mtcpagenumbers 431 \plfpagenumbers
\mlfpagenumbers 432 \pltpagenumbers
\mltpagenumbers 433 \mtcpagenumbers
\stcpagenumbers 434 \mlfpagenumbers
\slfpagenumbers 435 \mltpagenumbers
\sltpagenumbers 436 \stcpagenumbers
437 \slfpagenumbers
438 \sltpagenumbers

```

## 9.27 “Features” for the mini-tables

Each kind of mini-table has three “features”: a “before” feature, an “after” feature and a “thispagestyle” feature.

A “before” feature is defined by a macro like `\beforeparttoc` which contains code to be executed before any mini-table of a given type: `\beforeparttoc` is executed before each parttoc. Usually such features contains only trivial commands like `\clear[double]page`, or `\empty`.

An “after” feature is analog but its code is executed after each mini-table of a given type.

A “thispagestyle” feature is defined by a macro like `\thispageparttocstyle` which contains code to define the page style implied by mini-tables of a given type: the command `\thispageparttocstyle` can be defined as `\thispagestyle{...}`. Usually, the “thispagestyle” feature is only defined for part-level mini-tables, which use page breaks in their before and after features. For chapter- and section-level mini-tables, the “thispagestyle” feature is usually defined as `\empty`.

We set the default values for the part-level features depending on the presence of the `\chapter` command, as article-like documents are different from the book- or report-like documents for the layout of part-level mini-tables.

```

\chapter If \chapter is not defined, the part level mini-tables have no “before” feature (by
\beforeparttoc default):
\beforepartlof
\beforepartlot 439 \@ifundefined{chapter}{%
440 \let\beforeparttoc\empty
441 \let\beforepartlof\empty
442 \let\beforepartlot\empty}%

```

```

\cleardoublepage But if \chapter is defined, they have a \cleardoublepage as default “before” feature:

443 {\let\beforeparttoc\cleardoublepage
444 \let\beforepartlof\cleardoublepage
445 \let\beforepartlot\cleardoublepage}

```

```

\beforeinitoc Chapter level mini-tables have no “before” feature (by default):
\beforeminilof
\beforeminilot 446 \let\beforeinitoc\empty
447 \let\beforeminilof\empty
448 \let\beforeminilot\empty

```

```

\beforesecttoc Section level mini-tables have no “before” feature (by default):
\beforesectlof
\beforesectlot 449 \let\beforesecttoc\empty
450 \let\beforesectlof\empty
451 \let\beforesectlot\empty

```

`\chapter` If `\chapter` is not defined, the part level mini-tables have no “after” feature (by default):

```

\afterparttoc
\afterpartlof 452 \@ifundefined{chapter}{%
\afterpartlot 453 \let\afterparttoc\empty
 454 \let\afterpartlof\empty
 455 \let\afterpartlot\empty}%

```

`\cleardoublepage` But if `\chapter` is defined, they have a `\cleardoublepage` as default “after” feature:

```

456 {\let\afterparttoc\cleardoublepage
457 \let\afterpartlof\cleardoublepage
458 \let\afterpartlot\cleardoublepage}

```

`\afterminitoc` Chapter level mini-tables have no “after” feature (by default):

```

\afterminilof
\afterminilot 459 \let\afterminitoc\empty
 460 \let\afterminilof\empty
 461 \let\afterminilot\empty

```

`\aftersecttoc` Section level mini-tables have no “after” feature (by default):

```

\aftersectlof
\aftersectlot 462 \let\aftersecttoc\empty
 463 \let\aftersectlof\empty
 464 \let\aftersectlot\empty

```

`\thispagestyle` By default, all the “thispagestyle” features (at part level) use the `empty` page style. It affects only the first page of the mini-table. If `\chapter` is not defined, there is no default “thispagestyle” features at the part level.

```

\thispageparttocstyle
\thispagepartlofstyle
\thispagepartlotstyle
\thispageminitocstyle 465 \@ifundefined{chapter}{%
\thispageminilofstyle 466 \def\thispageparttocstyle{\empty}
\thispageminilotstyle 467 \def\thispagepartlofstyle{\empty}
\thispagesecttocstyle 468 \def\thispagepartlotstyle{\empty}}%
\thispagesectlofstyle 469 {\def\thispageparttocstyle{\thispagestyle{empty}}
\thispagesectlotstyle 470 \def\thispagepartlofstyle{\thispagestyle{empty}}
 471 \def\thispagepartlotstyle{\thispagestyle{empty}}}
 472 \def\thispageminitocstyle{\empty}
 473 \def\thispageminilofstyle{\empty}
 474 \def\thispageminilotstyle{\empty}
 475 \def\thispagesecttocstyle{\empty}
 476 \def\thispagesectlofstyle{\empty}
 477 \def\thispagesectlotstyle{\empty}

```

`\mtcsetfeature` In section 9.66.8 on page 349, we will define the `\mtcsetfeature` macro which is much easier user interface to set the mini-tables “features”.

## 9.28 Fake tables of contents

`\faketableofcontents` If you don’t want a table of contents, but want minitocs, you need to create the .toc file, without inserting it into your document. This `\faketableofcontents` command is a stripped off version of the standard command `\tableofcontents`. We define in the same way the commands `\fakelistoffigures` and `\fakelistoftables`, using in fact just a stripped version `\fake@starttoc` of `\starttoc`. But it is nice to reset to zero the `ptc`, `mtc`, and `stc` counters now, if they are defined <sup>5</sup>.

```

478 \def\faketableofcontents{\fake@starttoc{toc}%
479 \@ifundefined{c@ptc}{}\setcounter{ptc}{0}}%
480 \@ifundefined{c@mtc}{}\setcounter{mtc}{0}}%
481 \@ifundefined{c@stc}{}\setcounter{stc}{0}}%
482 }
483 \def\fakelistoffigures{\fake@starttoc{lof}}
484 \def\fakelistoftables{\fake@starttoc{lot}}
485 \def\fake@starttoc#1{\begingroup
486 \makeatletter
487 \if@filesw \expandafter\newwrite\csname tf@#1\endcsname
488 \immediate\openout \csname tf@#1\endcsname
489 \jobname.#1\relax
490 \fi
491 \global\@nobreakfalse \endgroup}

```

This code uses the same file descriptors (for writing) than the original commands.

## 9.29 Depth counters for minilofs and minilots

`\AtBeginDocument` If the counters `lofdepth` and `lotdepth` are defined, we create the necessary new counters: `minilofdepth` and `minilotdepth`. These counters are initialized to 2. This is done after the loading of the packages, in an `\AtBeginDocument` block:

```

492 \AtBeginDocument{%
493 \@ifundefined{c@lofdepth}{}%
494 {\newcounter{minilofdepth}\setcounter{minilofdepth}{2}}%
495 \@ifundefined{c@lotdepth}{}%
496 {\newcounter{minilotdepth}\setcounter{minilotdepth}{2}}%
497 }

```

---

<sup>5</sup> Remember the infamous “stc0” bug.

### 9.30 Chapter level commands

From here, we define the chapter-level commands.

```
\mtc@markboth First, we memorize the marks (not used today, but...):
\@mkboth
498 \global\let\mtc@markboth\markboth
499 \global\let\@mkboth\markboth
```

### 9.31 Starred parts, chapters or sections

```
\addst@rred We define commands to manage the starred sectionning commands: \part*, \chapter*
\addcontentsline and \section*. The section-level is different depending if \chapter is defined or not.
\stepcounter Eventually, a counter is incremented. A contents line is added in the .toc file, with the
\c@ptc right depth to print it (see \l@star... later, in section 9.64 on page 331).
\c@mtc
\c@stc
500 \def\addst@rred#1#2{%
501 \addcontentsline{toc}{star#1}{#2}%
502 \@ifundefined{c@ptc}{}{%
503 \expandafter\ifx\csname #1\endcsname\part\relax
504 \stepcounter{ptc}%
505 \fi
506 }%
507 \@ifundefined{c@mtc}{}{%
508 \expandafter\ifx\csname #1\endcsname\chapter\relax
509 \stepcounter{mtc}%
510 \fi
511 }%
512 \@ifundefined{c@stc}{}{%
513 \expandafter\ifx\csname #1\endcsname\section\relax
514 % \ifundefined{chapter}{\stepcounter{stc}}{}%
515 \stepcounter{stc}%
516 \fi
517 }%
518 }%

\addstarredsection If \chapter is not defined, we just define \addstarredsection:
\chapter
\addst@rred
519 \@ifundefined{chapter}{}%
520 \gdef\addstarredsection#1{\addst@rred{section}{#1}}
521 }%
```

Else we begin to define the stuff for chapter-level commands (the “else” branch of `\@ifundefined{chapter}`):



522 {%

```

\The@mtc We define now: the internal format of the mtc counter (\The@mtc), the obsolete com-
\firstchapteris mand \firstchapteris (it just emits a harmless warning), the mtc counter (initial-
\if@firstchapteris@used@ ized to 0), the \adjustmtc command (increments the mtc counter, by 1 by default),
\adjustmtc the \decrementmtc command (decrements the mtc counter by 1), the \incrementmtc
\decrementmtc command (increments the mtc counter by 1), the format of the mtc counter (\themtc),
\incrementmtc the counter minitocdepth, initialized to 2, for the depth of a minitoc (analog to the
\themtc standard tocdepth counter). We define the horizontal rules to draw before and after
\columnwidth minitocs (\mtc@rule), and we copy that definition into analog macros for other kinds
\mtc@rule of mini-tables. We also set the default value (24pt) of \mtcindent, the indentation for
\mlf@rule minitocs (both sides). The rules are 0.4pt thick. They are defined via \hrule to stay in
\mlt@rule vertical mode for the final \kern.
\plf@rule
\plt@rule 523 \def\The@mtc{\arabic{mtc}}
\slf@rule 524 \def\firstchapteris#1%
\slt@rule 525 {\mtcPackageWarning[<W0003>]{minitoc}%
\mtcindent 526 {\string\firstchapteris \space is an obsolete\MessageBreak command}%
527 \@firstchapteris@used@true}
528 \newcounter{mtc}
529 \setcounter{mtc}{0}
530 \newcommand{\adjustmtc}[1][1]{\addtocounter{mtc}{#1}}
531 \def\decrementmtc{\addtocounter{mtc}{-1}}
532 \def\incrementmtc{\addtocounter{mtc}{+1}}
533 \gdef\themtc{\arabic{mtc}}
534 \newcounter{minitocdepth}
535 \setcounter{minitocdepth}{2}
536 \def\mtc@rule{\kern-3\p@ \hrule \@width\columnwidth \kern2.6\p@}
537 \let\mlf@rule\mtc@rule
538 \let\mlt@rule\mtc@rule
539 \let\plf@rule\mtc@rule
540 \let\plt@rule\mtc@rule
541 \let\slf@rule\mtc@rule
542 \let\slt@rule\mtc@rule
543 \mtcindent=24\p@

```

## 9.32 Font commands for the mini-tables

```

\mtcfont We define these commands with full NFSS [138] descriptions. These definitions are
\mtcSfont effective if \chapter is defined. The fonts for titles are also defined here. See also the
\mtcSSfont \mtcsetfont macro (section 9.66.2 on page 334) and the \mtcsettitlefont macro
\mtcSSSfont later (section 9.66.3 on page 338).
\mtcPfont
\mtcSPfont 544 \def\mtcfont{\small\rmfamily\upshape\mdseries}
\mlffont 545 \def\mtcSfont{\small\rmfamily\upshape\bfseries}
\mlfSfont 546 \let\mtcSSfont\mtcfont
\mltfont 547 \let\mtcSSSfont\mtcfont
\mltSfont
\mtifont

```

```

548 \let\mtcPfont\mtcfont
549 \let\mtcSPfont\mtcfont
550 \let\mlffont\mtcfont
551 \let\mlfSfont\mtcfont
552 \let\mltfont\mtcfont
553 \let\mltSfont\mtcfont
554 \def\mtifont{\large\rmfamily\upshape\bfseries}

```

`\coffeeont` And `\coffeeont` is used for “coffee breaks ☕” in the minutes package [142].

```

555 \def\coffeeont{\small\rmfamily\slshape\mdseries}

```

### 9.33 Internal commands to position the mini-table titles

`\df@mtitc` The commands `\miniXXX` and `\dominiXXX` accept an optional argument to left justify, center, right justify or omit the title of the chapter-level mini-tables. By default, these titles  
`\df@mtilf` are left justified. The choice made in a `\dominiXXX` command is global and memorized  
`\df@mtilt` in `\df@mtitc`, `\df@mtilf` or `\df@mtilt`; the choice made in a `\miniXXX` command is  
`\do@mtitc` local and stored in `\do@mtitc`, `\do@mtilf` or `\do@mtilt`. See the `\minitoc@` macro  
`\do@mtilf` later (section 9.35.1 on the following page). An empty title needs a vertical correction  
`\do@mtilt` (Frank MITTELBACH).

```

\c@mti Centering, flushleft, flushright or empty titles:
\l@mti
\r@mti 556 \def\c@mti#1{\null\hfill #1\hfill\null}
\e@mti 557 \def\l@mti#1{\null #1\hfill\null}
\n@mti 558 \def\r@mti#1{\null\hfill #1\null}
559 \def\e@mti#1{\vspace{-\baselineskip}}
560 \def\n@mti#1{\vspace{-\baselineskip}}

```

```

\l@mti Default: titles on left:
\do@mtitc
\df@mtitc 561 \let\do@mtitc\l@mti
\do@mtilf 562 \let\df@mtitc\l@mti
\df@mtilf 563 \let\do@mtilf\l@mti
\do@mtilt 564 \let\df@mtilf\l@mti
\df@mtilt 565 \let\do@mtilt\l@mti
566 \let\df@mtilt\l@mti

```

### 9.34 The `mtc@verse` environment

`mtc@verse` Each minitoc is placed inside a `mtc@verse` environment. This environment is analog to the standard `verse` environment and hence defined via two commands: `\mtc@verse` and `\endmtc@verse`. As it is a list environment, we first define (in a local way) `\`, then call `\list{}` and set some dimensions like `\itemsep`, `\itemindent`, `\listparindent`, `\topsep`. `\parsep` is set to zero if the `tight` option is active (to reduce the spacing of the lines). `\parskip` is set to zero if the `k-tight` option is active (to reduce the spacing of the lines). Both margins are set to `\mtcindent`. `\endmtc@verse` terminates the list and discourages a page break.

```

\iftightmtc
\ifktightmtc
\list
\itemsep
\itemindent
\listparindent
\topsep
\parsep
\mtcindent
567 \def\mtc@verse{\let\=\@centercr
568 \list{ }\itemsep\z@
569 \itemindent \z@
570 \listparindent \itemindent
571 \partopsep\z@
572 \iftightmtc \parsep\z@ \fi
573 \ifktightmtc \parskip\z@ \fi
574 \topsep=lex
575 \leftmargin\mtcindent
576 \rightmargin\leftmargin}\item[]}
577 \def\endmtc@verse{\nopagebreak[4]\endlist}

```

### 9.35 The `\minitoc`, `\minilof`, and `\minilot` commands

These three commands are very similar, with only cosmetic differences.

#### 9.35.1 The `\minitoc` command

`\minitoc` The `\minitoc` command must be used after `\chapter` if you need a minitoc (no `\chapter` automatic minitoc).

`\dominitoc` This command accepts an optional argument, whose default value has eventually been set earlier by a `\dominitoc` command. The letter “d” represents this default value. `\dominitoc` has itself an optional argument which sets the default value of the optional argument of `\minitoc`. The default value of the optional argument of the `\dominitoc` command is “1”. It seems tortuous, but it is simple to use: we have a default behaviour (1) which can be altered globally via the optional argument of `\dominitoc`, or locally via the optional argument of `\minitoc`.

`\minitoc` So we define `\minitoc` with an optional argument and its (current) default value, and  
`\minitoc@` call the true code in the `\minitoc@` macro (which has one delimited argument); we use  
`\@ifnextchar` the `\@ifnextchar` trick to detect a left bracket for the optional argument:

```
578 \def\minitoc{\@ifnextchar[{ \minitoc@}]{\minitoc@[d]}}
```

The real code of `\minitoc` is in `\minitoc@`, which has a mandatory argument (delimited by brackets) specifying the position of the title.

`\if@minitoc@used@` First, we set the global flag `\@minitoc@used@true` to note that `\minitoc` has been called (this will be used by a hint later, section 9.78.2.2 on page 374).

```
579 \def\minitoc@[#1]{%
580 \global\@minitoc@used@true
```

`\@tocfile` The name of the file containing the minitoc is constructed from `\jobname` and a suf-  
`\if@longextensions` fix `\@tocfile`, which is `mtc` (long extensions) or `M` (short extensions) followed by the absolute number of the minitoc.

```
581 \if@longextensions@
582 \def\@tocfile{mtc\The@mtc}%
583 \else
584 \def\@tocfile{M\The@mtc}%
585 \fi
```

`\mtc@CkFile` Then we test (via `\mtc@CkFile`) the emptiness of this file. A warning is given if the file  
`\if@mtc@FE` is empty and a flag is set (a hint will signal that an empty minitoc has been requested).  
`\if@mtc@empty@minitoc@`

```
586 \mtc@CkFile{\jobname.\@tocfile}
587 \if@mtc@FE
588 \mtcPackageInfo[<I0006>]{minitoc}%
589 {\jobname.\@tocfile\space is empty}
590 \@mtc@empty@minitoc@true
591 \else
```

`\thispageminitlestyle` We call `\thispageminitlestyle` to set the page style (by default, this does nothing because, by default, there is no page break before a minitoc). The marks are not treated, because usually there is no new page for a minitoc.

```
592 \thispageminitlestyle
593 %% \mtc@markboth{\MakeUppercase{\mtctitle}}{\MakeUppercase{\mtctitle}}%
```

```

\beforeminitoc We call \beforeminitoc, then begin a samepage environment (to try to discourage page
samepage breaks in a minitoc) and look at the position of the title. If the title is empty, the layout
\do@mtitc is corrected. We print the title with its font (\mtifont), then the top rule of the minitoc
\e@mti (if rules are present), using a tabular environment (to inhibit a page break between the
\n@mti title and the top rule). The font is set to \mtcfont.
\c@mti
\l@mti 594 \beforeminitoc
\r@mti 595 \relax\begin{samepage}%
\df@mtic 596 \if #1e\let\do@mtitc\e@mti
\mtc@CkStr 597 \else\if #1n\let\do@mtitc\n@mti
\mtctitle 598 \else\if #1c\let\do@mtitc\c@mti
\if@mtc@FE 599 \else\if #1l\let\do@mtitc\l@mti
\mtcfont 600 \else\if #1r\let\do@mtitc\r@mti
\mtifont 601 \else\if #1d\let\do@mtitc\df@mtitc
\mtc@rule 602 \fi\fi\fi\fi\fi\fi
\columnwidth 603 \mtc@CkStr{\mtctitle}\if@mtc@FE \let\do@mtitc\e@mti\relax\fi
tabular 604 \raggedright
605 \parskip=\z@%
606 \reset@font\mtcfont%
607 \parindent=\z@%
608 \nopagebreak[4]%
609 \kern-0.8\baselineskip\nopagebreak[4]%
610 \par\noindent %
611 \ifx\mtc@rule\relax
612 \begin{tabular}{@{}p{\columnwidth}@{}}
613 \reset@font\mtifont\do@mtitc{\mtc@v\mtctitle}\\
614 \end{tabular}%
615 \else
616 \begin{tabular}{@{}p{\columnwidth}@{}}
617 \reset@font\mtifont\do@mtitc{\mtc@v\mtctitle}\\ \hline
618 \end{tabular}%
619 \fi

\mtc@zrule We forbid a page break after the title and the top rule, then set some layout parameters
\mtc@BBR and begin an mtc@verse environment:
\mtcindent
mtc@verse 620 \nopagebreak[4]\null\leavevmode\mtc@zrule\\\mtc@BBR
621 \leftmargin\mtcindent
622 \rightmargin\mtcindent
623 \itemindent=\z@\labelwidth=\z@%
624 \labelsep=\z@\listparindent=\z@%
625 \begin{mtc@verse}%

\c@tocdepth We force the effective depth of the mini-table (\c@tocdepth) to the required depth
\c@minitocdepth (\c@minitocdepth), so the printing is done inside the mtc@verse environment, where
\\ tocdepth has been forced to minitocdepth, to print only the entries whose level is low
\mtc@BBR enough. then inhibit a page break. The blank line is necessary to avoid a parasite negative
indentation.

```

```

626 \c@tocdepth=\c@minitocdepth
627 \leavevmode\\mtc@BBR\vskip -.5\baselineskip

```

```

\mtc@pgno We test the presence of leaders and page numbers, then print the minitoc by inputting the
\@dottedtocline minitoc file. But before reading the minitoc file, we must call the hook macro (asked for
\@undottedtocline by Donald ARSENEAU for his notoccite package [8]) \mtc@hook@beforeinputfile
\mtc@hook@beforeinputfile and the macro \mtc@setform which adjusts some layout parameters (defined by the user
\mtc@setform via some \mtcsetformat commands). We work in a group to keep local some macro
\mtcsetformat redefinitions.
\mtc@strut
628 \begingroup
629 \makeatletter
630 \ifundefined{mtc@pgno}%
631 {\let\@dottedtocline\@undottedtocline}{}
632 \@filesfalse\mtc@hook@beforeinputfile
633 \mtc@setform%
634 \@input{\jobname.\@tocfile}
635 \vspace{-1ex} \vspace{-.5\baselineskip}
636 \leavevmode\mtc@strut
637 \global\@nobreakfalse\endgroup

```

```

mtc@verse We close the mtc@verse environment, add the bottomrule (while preventing a page
\mtc@bottom@rule break), then close the samepage environment, and call \afterminitoc. The blank line
\\ (\) is essential.
samepage
\afterminitoc
638 \end{mtc@verse}%
639 \kern0.\baselineskip%
640 \nopagebreak[4]\mtc@bottom@rule\null\leavevmode\\%
641 \vskip-1.0\baselineskip\mtc@zrule
642 \end{samepage}%
643 \par\pagebreak[1]\vspace*{-1ex}\afterminitoc\fi}

```

```

\mtc@bottom@rule And we define the bottom rule for a minitoc, with some space under the minitoc:
\mtc@rule
\columnwidth
644 \def\mtc@bottom@rule{%
645 \ifx\mtc@rule\relax\relax\else
646 \vskip -2.5ex
647 \rule[2.4\p@]{\columnwidth}{.4\p@}\vspace*{2.6\p@}\fi}

```

### 9.35.2 The `\minilof` command

`\minilof` The `\minilof` command is very similar to the `\minitoc` command.

`\minilof` The `\minilof` command must be used after `\chapter` if you need a minilof (no `\chapter` automatic minilof).

`\dominilof` This command accepts an optional argument, whose default value has eventually been  
`\minilof` set earlier by a `\dominilof` command. The letter “d” represents this default value. `\dominilof` has itself an optional argument which sets the default value of the optional argument of `\minilof`. The default value of the optional argument of the `\dominilof` command is “1”. It seems tortuous, but it is simple to use: we have a default behaviour (1) which can be altered globally via the optional argument of `\dominilof`, or locally via the optional argument of `\minilof`.

`\minilof` So we define `\minilof` with an optional argument and its (current) default value, and  
`\minilof@` call the true code in the `\minilof@` macro (which has one delimited argument); we use  
`\@ifnextchar` the `\@ifnextchar` trick to detect a left bracket for the optional argument:

```
648 \def\minilof{\@ifnextchar[{\minilof@}{\minilof@d}}}
```

The real code of `\minilof` is in `\minilof@`, which has a mandatory argument (delimited by brackets) specifying the position of the title.

`\if@minilof@used@` First, we set the global flag `\@minilof@used@true` to note that `\minilof` has been called (this will be used by a hint later, section 9.78.2.2 on page 374).

```
649 \def\minilof@[#1]{%
650 \global\@minilof@used@true
```

`\@tocfile` The name of the file containing the minilof is constructed from `\jobname` and a suf-  
`\if@longextensions@` fix `\@tocfile`, which is mlf (long extensions) or F (short extensions) followed by the absolute number of the minilof.

```
651 \if@longextensions@%
652 \def\@tocfile{mlf\The@mtc}%
653 \else
654 \def\@tocfile{F\The@mtc}%
655 \fi
```

`\mtc@CkFile` Then we test (via `\mtc@CkFile`) the emptiness of this file. A warning is given if the file  
`\if@mtc@FE` is empty and a flag is set (a hint will signal that an empty minilof has been requested).  
`\if@mtc@empty@minilof@`

```
656 \mtc@CkFile{\jobname.\@tocfile}
657 \if@mtc@FE
658 \mtcPackageInfo[<I0006>]{minitoc}%
659 {\jobname.\@tocfile\space is empty}
660 \@mtc@empty@minilof@true
661 \else
```

`\thispageminilofstyle` We call `\thispageminilofstyle` to set the page style (by default, this does nothing because, by default, there is no page break before a minilof). The marks are not treated, because usually there is no new page for a minilof.

```
662 \thispageminilofstyle
663 %% \mtc@markboth{\MakeUppercase{\mlftitle}}{\MakeUppercase{\mlftitle}}%
```

`\beforeminilof` We call `\beforeminilof`, then begin a `samepage` environment (to try to discourage page breaks in a minilof) and look at the position of the title. If the title is empty, the layout is corrected. We print the title with its font (`\mtifont`), then the top rule of the minilof (if rules are present), using a `tabular` environment (to inhibit a page break between the title and the top rule). The font is set to `\mlffont`.

```
\l@mti 664 \beforeminilof
\r@mti 665 \relax\begin{samepage}%
\df@mtic 666 \if #1e\let\do@mtilf\@mti
\mtc@CkStr 667 \else\if #1n\let\do@mtilf\n@mti
\mtctitle 668 \else\if #1c\let\do@mtilf\c@mti
\if@mtc@FE 669 \else\if #1l\let\do@mtilf\l@mti
\mlffont 670 \else\if #1r\let\do@mtilf\r@mti
\mtifont 671 \else\if #1d\let\do@mtilf\df@mtilf
\mlf@rule 672 \fi\fi\fi\fi\fi\fi
\columnwidth 673 \mtc@CkStr{\mlftitle}\if@mtc@FE \let\do@mtilf\@mti\relax\fi
tabular 674 \raggedright
675 \parskip=\z@
676 \reset@font\mlffont
677 \parindent=\z@
678 \nopagebreak[4]%
679 \kern-0.8\baselineskip\nopagebreak[4]%
680 \par\noindent
681 \ifx\mlf@rule\relax
682 \begin{tabular}{@{}p{\columnwidth}@{}}
683 \reset@font\mtifont\do@mtilf{\mtc@v\mlftitle}\\
684 \end{tabular}%
685 \else
686 \begin{tabular}{@{}p{\columnwidth}@{}}
687 \reset@font\mtifont\do@mtilf{\mtc@v\mlftitle}\\ \hline
688 \end{tabular}%
689 \fi
```

`\mtc@zrule` We forbid a page break after the title and the top rule, then set some layout parameters and begin an `mtc@verse` environment:

```
\mtc@BRR
\mtcindent
mtc@verse 690 \nopagebreak[4]\null\leavevmode\mtc@zrule\\\mtc@BRR
691 \leftmargin\mtcindent
692 \rightmargin\mtcindent
693 \itemindent=\z@\labelwidth=\z@%
694 \labelsep=\z@\listparindent=\z@%
695 \begin{mtc@verse}%
```



`\c@lofdepth` We force the effective depth of the mini-table (`\c@tocdepth`) to the required depth  
`\c@minilofdepth` (`\c@minilofdepth`), so the printing is done inside the `mtc@verse` environment, where  
`\` `tocdepth` has been forced to `minilofdepth`, to print only the entries whose level is low  
`\mtc@BBR` enough. then inhibit a page break. The blank line is necessary to avoid a parasite negative  
indentation.

```
696 \ifundefined{c@lofdepth}%
697 {}%
698 {\c@lofdepth=\c@minilofdepth
699 \ifnum\c@lofdepth<1\relax\c@lofdepth=1\fi}
700 \leavevmode\\mtc@BBR\vskip -.5\baselineskip
```

`\mtc@pgno` We test the presence of leaders and page numbers, then print the minilof by inputing the  
`\@dottedtocline` minilof file. But before reading the minilof file, we must call the hook macro (asked for  
`\@undottedtocline` by Donald ARSENEAU for his `notoccite` package [8]) `\mtc@hook@beforeinputfile`  
`\mtc@hook@beforeinputfile` and the macro `\mlf@setform` which adjusts some layout parameters (defined by the user  
`\mlf@setform` via some `\mtcsetformat` commands). We work in a group to keep local some macro  
`\mtcsetformat` redefinitions.  
`\mtc@strut`

```
701 \beginngroup
702 \makeatletter
703 \ifundefined{mlf@pgno}%
704 {\let\@dottedtocline\@undottedtocline}{}
705 \@filesfalse\mtc@hook@beforeinputfile
706 \mlf@setform
707 \@input{\jobname.\@tocfile}
708 \vspace{-1ex} \vspace{-.5\baselineskip}
709 \leavevmode\mtc@strut
710 \global\@nobreakfalse\endgroup
```

`mtc@verse` We close the `mtc@verse` environment, add the bottomrule (while preventing a page  
`\mtc@bottom@rule` break), then close the `samepage` environment, and call `\afterminilof`. The blank line  
`\` (`\`) is essential.

```
samepage
\afterminilof 711 \end{mtc@verse}%
712 \kern-1.\baselineskip%
713 \nopagebreak[4]\mlf@rule\null\leavevmode\\%
714 \vskip-1.0\baselineskip\mtc@zrule\end{samepage}%
715 \par\pagebreak[1]\vspace*{-1ex}\afterminilof\fi%
```

### 9.35.3 The `\minilot` command

`\minilot` The `\minilot` command is absolutely similar to the `\minilof` command:

`\minilot` The `\minilot` command must be used after `\chapter` if you need a minilot (no `\chapter` automatic minilot).

`\dominilot` This command accepts an optional argument, whose default value has eventually been  
`\minilot` set earlier by a `\dominilot` command. The letter “d” represents this default value. `\dominilot` has itself an optional argument which sets the default value of the optional argument of `\minilot`. The default value of the optional argument of the `\dominilot` command is “1”. It seems tortuous, but it is simple to use: we have a default behaviour (1) which can be altered globally via the optional argument of `\dominilot`, or locally via the optional argument of `\minilot`.

`\minilot` So we define `\minilot` with an optional argument and its (current) default value, and  
`\minilot@` call the true code in the `\minilot@` macro (which has one delimited argument); we use  
`\@ifnextchar` the `\@ifnextchar` trick to detect a left bracket for the optional argument:

```
716 \def\minilot{\@ifnextchar[{\minilot@}{\minilot@d}}
```

The real code of `\minilot` is in `\minilot@`, which has a mandatory argument (delimited by brackets) specifying the position of the title.

`\if@minilot@used@` First, we set the global flag `\@minilot@used@true` to note that `\minilot` has been called (this will be used by a hint later, section 9.78.2.2 on page 374).

```
717 \def\minilot@[#1]{%
718 \global\@minilot@used@true
```

`\@tocfile` The name of the file containing the minilot is constructed from `\jobname` and a suf-  
`\if@longextensions@` fix `\@tocfile`, which is mlt (long extensions) or T (short extensions) followed by the absolute number of the minilot.

```
719 \if@longextensions@%
720 \def\@tocfile{mlt\The@mtc}%
721 \else
722 \def\@tocfile{T\The@mtc}%
723 \fi
```

`\mtc@CkFile` Then we test (via `\mtc@CkFile`) the emptiness of this file. A warning is given if the file  
`\if@mtc@FE` is empty and a flag is set (a hint will signal that an empty minilot has been requested).  
`\if@mtc@empty@minilot@`

```
724 \mtc@CkFile{\jobname.\@tocfile}
725 \if@mtc@FE
726 \mtcPackageInfo[<I0006>]{minitoc}%
727 {\jobname.\@tocfile\space is empty}
728 \@mtc@empty@minilot@true
729 \else
```

`\thispageminilotstyle` We call `\thispageminilotstyle` to set the page style (by default, this does nothing because, by default, there is no page break before a minilot). The marks are not treated, because usually there is no new page for a minilot.

```
730 \thispageminilotstyle
731 %% \mtc@markboth{\MakeUppercase{\mltttitle}}{\MakeUppercase{\mltttitle}}%
```

`\beforeminilot` We call `\beforeminilot`, then begin a `samepage` environment (to try to discourage page breaks in a minilot) and look at the position of the title. If the title is empty, the layout is corrected. We print the title with its font (`\mtifont`), then the top rule of the minilot (if rules are present), using a `tabular` environment (to inhibit a page break between the title and the top rule). The font is set to `\mltfont`.

```

\l@mti 732 \beforeminilot
\r@mti 733 \relax\begin{samepage}%
\df@mtic 734 \if #1e\let\do@mtilt\e@mti
\mtc@CkStr 735 \else\if #1n\let\do@mtilt\n@mti
\mtctitle 736 \else\if #1c\let\do@mtilt\c@mti
\if@mtc@FE 737 \else\if #1l\let\do@mtilt\l@mti
\mltfont 738 \else\if #1r\let\do@mtilt\r@mti
\mtifont 739 \else\if #1d\let\do@mtilt\df@mtilt
\mlt@rule 740 \fi\fi\fi\fi\fi\fi
\columnwidth 741 \mtc@CkStr{\mltttitle}\if@mtc@FE \let\do@mtilt\e@mti\relax\fi
tabular 742 \raggedright
743 \parskip=\z@%
744 \reset@font\mltfont%
745 \parindent=\z@%
746 \nopagebreak[4]%
747 \kern-0.8\baselineskip\nopagebreak[4]%
748 \par\noindent
749 \ifx\mlt@rule\relax
750 \begin{tabular}{@{}p{\columnwidth}@{}}
751 \reset@font\mtifont\do@mtilt{\mtc@v\mltttitle}\\
752 \end{tabular}%
753 \else
754 \begin{tabular}{@{}p{\columnwidth}@{}}
755 \reset@font\mtifont\do@mtilt{\mtc@v\mltttitle}\\\hline
756 \end{tabular}%
757 \fi
```

`\mtc@zrule` We forbid a page break after the title and the top rule, then set some layout parameters and begin an `mtc@verse` environment:

```

\mtcindent
mtc@verse 758 \nopagebreak[4]\null\leavevmode\mtc@zrule\\\mtc@BBR
759 \leftmargin\mtcindent
760 \rightmargin\mtcindent
761 \itemindent=\z@\labelwidth=\z@%
762 \labelsep=\z@\listparindent=\z@%
763 \begin{mtc@verse}%
```

```

764 \ifundefined{c@lotdepth}%
765 {}%
766 {c@lotdepth=\c@minilotdepth
767 \ifnum\c@lotdepth<1\relax\c@lotdepth=1\fi}
768 \leavevmode\\mtc@BBR\vskip -.5\baselineskip

```

```

769 \begingroup
770 \makeatletter
771 \@ifundefined{mlt@pgno}%
772 {\let\@dotstocline\@undottedtocline}{%
773 \@filesfalse\mtc@hook@Beforeinputfile
774 \mlt@setform
775 \@input{\jobname.\@tocfile}
776 \vspace{-1ex} \vspace{-\baselineskip}
777 \leavevmode\mtc@strut
778 \global\@nobreakfalse\endgroup

```

|               |     |                                                    |
|---------------|-----|----------------------------------------------------|
| samepage      |     |                                                    |
| \afterminilot | 779 | \end{mtc@verse}%                                   |
|               | 780 | \kern-1.\baselineskip%                             |
|               | 781 | \nopagebreak[4]\mlt@rule\null\leavevmode\\%        |
|               | 782 | \vskip-1.0\baselineskip\mtc@zrule\end{samepage}%   |
|               | 783 | \par\vspacebreak[1]\vspace*{-1ex}\afterminilot\fi% |

### 9.36 Patching the `\chapter` command, continued

`\l@xchapter` First, we define `\l@xchapter` which is like `\l@chapter`, but with a huge depth, to  
`\@dottedtocline` inhibit its printing (except if you cheat):  
`\l@chapter`  
`\xchapter`

```

784 \def\l@xchapter{\@dottedtocline{\@M}{1em}{2.3em}}
785 \def\xchapter{xchapter}

```

`\@chapter`    Then we patch `\@chapter` (the non-starred branch of `\chapter`) to add pseudo-chapter entries in the LOF and the LOT (these entries will be used by the `\dominiXXX` commands to split the LOF and the LOT into slices).

`\sv@chapter`

`\addcontentsline`

`\ignorespaces`

```

786 \let\sv@chapter\@chapter
787 \def\@chapter[#1]#2{\sv@chapter[{#1}]{#2}\relax%
788 \addcontentsline{lof}{xchapter}{#1}%
789 \addcontentsline{lot}{xchapter}{#1}%
790 \ignorespaces}

```

`\mtc@schapter`    We also patch `\@schapter` (the starred branch of `\chapter`) to add marks in the TOC to delimit chapters; these marks will be used by the `\dominiXXX` commands to take slices from the LOF and the LOT; as they are defined as `\relax`, they should not perturbate other packages.

`\@schapter`

`\addtocontents`

`\chapterbegin`

`\chapterend`

```

791 \let\mtc@schapter\@schapter
792 \def\@schapter{\addtocontents{toc}{\protect\chapterend}\mtc@schapter}
793 \def\@schapter{\addtocontents{@@@}{\protect\chapterbegin}\mtc@schapter}
794 \let\chapterbegin\relax
795 \let\chapterend\relax

```

### 9.37 The `\addstarred...` commands

`\addstarredsection`    If the command `\chapter` is undefined, we define the command `\addstarredsection` (only if `\section` is defined). If the command `\chapter` is defined, we define the

`\addstarredchapter`    command `\addstarredchapter`. If the command `\part` is defined, we define the

`\addstarredpart`    command `\addstarredpart`. We use the utility command `\addst@rred` defined in

`\chapter`    section 9.31 on page 256.

`\section`

`\part`

```

\addst@rred 796 \@ifundefined{chapter}%
797 {\@ifundefined{section}%
798 {}{\def\addstarredsection#1{\addst@rred{section}{#1}}}%
799 {\def\addstarredchapter#1{\addst@rred{chapter}{#1}}}
800 \@ifundefined{part}%
801 {}{\def\addstarredpart#1{\addst@rred{part}{#1}}}

```

### 9.38 TOC entries without leaders

`\@Undottedtocline` We define two internal macros to format TOC entries without leaders. The macro `\coffeeont` `\@Undottedtocline` prints no page number, but `\@Undottedtoclinep` prints it.

```

802 \def\@Undottedtocline#1#2#3#4#5{%
803 \ifnum #1>\c@tocdepth\relax \else
804 \vskip \z@ \@plus.2\p@
805 {\leftskip #2\relax \rightskip \@tocrmarg \parfillskip -\rightskip
806 \parindent #2\relax\@afterindenttrue
807 \interlinepenalty\@M
808 \leavevmode
809 \@tempdima #3\relax
810 \advance\leftskip \@tempdima \null\nobreak\hskip -\leftskip
811 {\coffeeont #4}\nobreak
812 \nobreak\null
813 \par}%
814 \fi}

```

`\@Undottedtoclinep` The same but with the page number:  
`\coffeeont`

```

815 \def\@Undottedtoclinep#1#2#3#4#5{%
816 \ifnum #1>\c@tocdepth\relax \else
817 \vskip \z@ \@plus.2\p@
818 {\leftskip #2\relax \rightskip \@tocrmarg \parfillskip -\rightskip
819 \parindent #2\relax\@afterindenttrue
820 \interlinepenalty\@M
821 \leavevmode
822 \@tempdima #3\relax
823 \advance\leftskip \@tempdima \null\nobreak\hskip -\leftskip
824 {\#4}\nobreak
825 \hfill
826 \nobreak\null
827 \hb@xt@\@pnumwidth{\hfil\normalfont \normalcolor #5}%
828 \par}%
829 \fi}

```

### 9.39 Mini-tables with or without leaders

`\minitoc@` This code sets the flag to false, then patches each mini-table command (its internal  
`\minilof@` part). We alter the commands `\minitoc@`, `\minilof@`, etc., to test the flag  
`\minilot@` `\ifundottedmtc` and, if true, replace locally `\@dottedtocline` by its dotless version  
`\@dottedtocline` `\@Undottedtoclinep`. Of course, we must also test the availability of the `\chapter`,  
`\@Undottedtoclinep` `\part` and `\section` commands, to avoid to define many unnecessary commands.  
`\sv@minitoc@`  
`\sv@minilof@` 830 `\@ifundefined{chapter}{}{}%`  
`\sv@minilot@`

```

831 \let\sv@minitoc@\minitoc@
832 \def\minitoc@[#1]{\ifundottedmtc\let\@dottedtocline\@Undottedtoclinep\fi
833 \sv@minitoc@[#1]}}%
834 \let\sv@minilof@\minilof@
835 \def\minilof@[#1]{\ifundottedmtc\let\@dottedtocline\@Undottedtoclinep\fi
836 \sv@minilof@[#1]}}%
837 \let\sv@minilot@\minilot@
838 \def\minilot@[#1]{\ifundottedmtc\let\@dottedtocline\@Undottedtoclinep\fi
839 \sv@minilot@[#1]}}

```

```

\sv@parttoc@ For the part level:
\sv@partlof@
\sv@partlot@ 840 \@ifundefined{part}{}{}%
\ifundottedmtc 841 \let\sv@parttoc@\parttoc@
\parttoc@ 842 \def\parttoc@[#1]{\ifundottedmtc\let\@dottedtocline\@Undottedtoclinep\fi
\partlof@ 843 \sv@parttoc@[#1]}}%
\partlot@ 844 \let\sv@partlof@\partlof@
845 \def\partlof@[#1]{\ifundottedmtc\let\@dottedtocline\@Undottedtoclinep\fi
846 \sv@partlof@[#1]}}%
847 \let\sv@partlot@\partlot@
848 \def\partlot@[#1]{\ifundottedmtc\let\@dottedtocline\@Undottedtoclinep\fi
849 \sv@partlot@[#1]}}

```

```

\sv@secttoc@ For the section level:
\sv@sectlof@
\sv@sectlot@ 850 \@ifundefined{chapter}{}{}%
\ifundottedmtc 851 \@ifundefined{section}{}{}%
\secttoc@ 852 \let\sv@secttoc@\secttoc@
\sectlof@ 853 \def\secttoc@[#1]{\ifundottedmtc\let\@dottedtocline\@Undottedtoclinep\fi
\sectlot@ 854 \sv@secttoc@[#1]}}%
855 \let\sv@sectlof@\sectlof@
856 \def\sectlof@[#1]{\ifundottedmtc\let\@dottedtocline\@Undottedtoclinep\fi
857 \sv@sectlof@[#1]}}%
858 \let\sv@sectlot@\sectlot@
859 \def\sectlot@[#1]{\ifundottedmtc\let\@dottedtocline\@Undottedtoclinep\fi
860 \sv@sectlot@[#1]}}{}{}

```

## 9.40 The `\dominitoc` command and its siblings

`\dominitoc` The three commands `\dominitoc`, `\dominilof` and `\dominilot` are, of course, very similar. They take the `\jobname.toc` file (resp. the `\jobname.lof` and `\jobname.lot` files) produced by the previous  $\LaTeX$  run and cut it in slices (one slice per chapter or starred chapter) into the `\jobname.mtc<N>` files (resp. the `\jobname.mlf<N>` and `\jobname.mlt<N>` files), using specific lines in the `\jobname.toc` (resp. `\jobname.lof` and `\jobname.lot`) file. These lines are essentially chapter-level entry commands (like `\contentsline{chapter}...`,

`\contentsline{xchapter}...`, `\contentsline{starchapter}...`, `\chapbegin`) delimiting chapters in the TOC (or in the LOF or the LOT). Analog part-level lines delimit parts, hence also chapters.

`\dominitoc` As `\dominitoc` has an optional argument, whose default value is “1” (left), it calls  
`\dominitoc@` `\dominitoc@` with a argument delimited by brackets.  
`@@dominitoc`  
`\ifdominitoc@used@` The macros are `\dominitoc` (user interface), which calls `\dominitoc@[1]` (or with the optional argument of `\dominitoc`). Then `\dominitoc@[1]` processes its argument and calls `@@dominitoc`. `@@dominitoc` calls `\dominitoc` (passing `\jobname` as argument) then close the minitoc file written. `\dominitoc` reset to zero the counter of mini-tables, calls `\MTC@next#1.toc` (where #1 is the value of `\jobname`), then reset again to zero the counter of mini-tables. Each call to `\dominitoc@` (i.e., to `\dominitoc`) sets the flag `\dominitoc@used@true`. This will be used later for a hint (which detects that you have correctly called `\minitoc` *after* `\dominitoc` and that both or neither have been called). See section 9.78.2.2 on page 374. The code is similar for `\dominilof` and `\dominilot`.

`\dominitoc` The `\dominitoc` command extracts information from the .toc file and create the  
`@dominitoc` minitocs files, with the adequate extension.  
`\MTC@next`

```
861 \def\dominitoc#1{%
862 \makeatletter
863 \setcounter{mtc}{0}
864 \MTC@next#1.toc\relax\}\setcounter{mtc}{0}}
865 \def\dominitoc{\@ifnextchar[\dominitoc@{\dominitoc@[1]}}
```

`\dominilof` The `\dominilof` command extracts information from the .lof file and create the  
`@dominilof` minilofs files, with the adequate extension.  
`\MLF@next`

```
866 \def\dominilof#1{%
867 \makeatletter
868 \setcounter{mtc}{0}
869 \MLF@next#1.lof\relax\}\setcounter{mtc}{0}}
870 \def\dominilof{\@ifnextchar[\dominilof@{\dominilof@[1]}}
```

`\dominilot` The `\dominilot` command extracts information from the .lot file and create the  
`@dominilot` minilots files, with the adequate extension.  
`\MLT@next`

```
871 \def\dominilot#1{%
872 \makeatletter
873 \setcounter{mtc}{0}
874 \MLT@next#1.lot\relax\}\setcounter{mtc}{0}}
875 \def\dominilot{\@ifnextchar[\dominilot@{\dominilot@[1]}}
```



```

\if@dominitoc@used@ Some code to flag the use of the command and manage the position of the minitoc title; a
\if@mtc@hints@ hint detects any spurious invocation.
\@mtc@hints@given@true
\df@mtitc 876 \def\dominitoc@[#1]{%
\@mti 877 \if@mtc@hints@
\@mti 878 \if@dominitoc@used@
\c@mti 879 \mtcPackageInfo[<I0045>]{minitoc(hints)}%
\l@mti 880 {The \string\dominitoc \space command\MessageBreak
\r@mti 881 has been invoked more than once\MessageBreak}
\@dominitoc 882 \global\@mtc@hints@given@true
883 \fi
884 \fi
885 \global\@dominitoc@used@true
886 \if #1e\let\df@mtitc\@mti%
887 \else\if #1n\let\df@mtitc\n@mti%
888 \else\if #1c\let\df@mtitc\c@mti%
889 \else\if #1l\let\df@mtitc\l@mti%
890 \else\if #1r\let\df@mtitc\r@mti%
891 \fi\fi\fi\fi\fi%
892 \@dominitoc}

```

```

\if@dominilof@used@ Some code to flag the use of the command and manage the position of the minilof title; a
\if@mtc@hints@ hint detects any spurious invocation.
\@mtc@hints@given@true
\df@mtilf 893 \def\dominilof@[#1]{%
\@mti 894 \if@mtc@hints@
\@mti 895 \if@dominilof@used@
\c@mti 896 \mtcPackageInfo[<I0045>]{minitoc(hints)}%
\l@mti 897 {The \string\dominilof \space command\MessageBreak
\r@mti 898 has been invoked more than once\MessageBreak}
\@dominilof 899 \global\@mtc@hints@given@true
900 \fi
901 \fi
902 \global\@dominilof@used@true
903 \if #1e\let\df@mtilf\@mti%
904 \else\if #1n\let\df@mtilf\n@mti%
905 \else\if #1c\let\df@mtilf\c@mti%
906 \else\if #1l\let\df@mtilf\l@mti%
907 \else\if #1r\let\df@mtilf\r@mti%
908 \fi\fi\fi\fi\fi%
909 \@dominilof}

```

```

\if@dominilot@used@ Some code to flag the use of the command and manage the position of the minilot title; a
\if@mtc@hints@ hint detects any spurious invocation.
\@mtc@hints@given@true
\df@mtilt 910 \def\dominilot@[#1]{%
\@mti 911 \if@mtc@hints@
\@mti 912 \if@dominilot@used@
\c@mti 913 \mtcPackageInfo[<I0045>]{minitoc(hints)}%
\l@mti 914 {The \string\dominilot \space command\MessageBreak
\r@mti
\@dominilot

```

```

915 has been invoked more than once\MessageBreak}
916 \global\@mtc@hints@given@true
917 \fi
918 \fi
919 \global\@dominilot@used@true
920 \if #1e\let\df@mtilt\e@mti%
921 \else\if #1n\let\df@mtilt\n@mti%
922 \else\if #1c\let\df@mtilt\c@mti%
923 \else\if #1l\let\df@mtilt\l@mti%
924 \else\if #1r\let\df@mtilt\r@mti%
925 \fi\fi\fi\fi\fi%
926 \@@dominilot}

```

\@@dominitoc These macros invoke the \@domini... macros to create the mini-table file, then close  
 \@@dominilof the file descriptor.

\@@dominilot

```

\tf@mtc 927 \def\@@dominitoc{\@dominitoc{\jobname}\immediate\closeout\tf@mtc}
 928 \def\@@dominilof{\@dominilof{\jobname}\immediate\closeout\tf@mtc}
 929 \def\@@dominilot{\@dominilot{\jobname}\immediate\closeout\tf@mtc}

```

### 9.40.1 Analysis and splitting of the TOC file

This is done via a loop managed by the following macros <sup>6</sup>:

```

\MTC@next Processes the next entry in the list and removes it from the head of the list:
\MTC@list
\MTC@loop 930 \def\MTC@next#1\relax#2\{\%
 931 \edef\MTC@list{#2}%
 932 \MTC@loop{#1}%
 933 }

\MTC@toc Check if the list is empty:
\MTC@list
\MTC@explist 934 \def\MTC@toc{%
 935 \ifx\MTC@list@empty\else\expandafter\MTC@explist\fi
 936 }

```

<sup>6</sup> This code is derived from the `xr` package [79], by David CARLISLE, with his permission. The strings “HO”, “DV”, and “BJ” in the comments denote modifications made by Heiko OBERDIEK, Didier VERNA, and Bernd JAEHNE for the support of `hyperref`, essentially by adding an argument to some macros, to use the `hyperlink` argument in the contents lines.

```

\MTC@contentsline The macro \MTC@contentsline analyses the lines read from the TOC file and detects
\arabic interesting keywords. If \chapter is found, the mtc counter (which simulates the chapter
\chapter counter, but is absolute) is incremented and a new minitoc file is created.
\themtc
\tf@mtc 937 \def\MTC@contentsline#1#2#3#4{% %%H0/BJ: 4 instead of 3 parameters
938 \gdef\themtc{\arabic{mtc}}% %%H0: space removed
939 \expandafter\ifx\csname #1\endcsname\chapter
940 \stepcounter{mtc}%

\if@longextensions@ We test if long or short extensions are used, to build the name of the mini-table file, then
\themtc open it (after closing the file descriptor):
\mtcname
\tf@mtc 941 \if@longextensions@%
\closeout 942 \mtcPackageInfo[<I0033>]{minitoc}%
\openout 943 {Writing\space\jobname.mtc\themtc\@gobble}%
944 \def\mtcname{\jobname.mtc\themtc}%
945 \else
946 \mtcPackageInfo[<I0033>]{minitoc}%
947 {Writing\space\jobname.M\themtc\@gobble}%
948 \def\mtcname{\jobname.M\themtc}%
949 \fi
950 \immediate\closeout\tf@mtc
951 \immediate\openout\tf@mtc=\mtcname
952 \fi

\mtc@toks Now, we filter the relevant contents lines, the token register \mtc@toks is used as a
verbatim memory.

953 \mtc@toks{\noexpand\leavevmode #2}%

\MTC@WriteContentsline Each interesting contents line is copied, with a font command added before it. We begin
\section with the standard sectionning commands, below \chapter:
\subsection
\subsubsection 954 \expandafter\ifx\csname #1\endcsname\section
\paragraph 955 \MTC@WriteContentsline{#1}{mtcS}{#3}{#4}%
\subparagraph 956 \fi
957 \expandafter\ifx\csname #1\endcsname\subsection
958 \MTC@WriteContentsline{#1}{mtcSS}{#3}{#4}%
959 \fi
960 \expandafter\ifx\csname #1\endcsname\subsubsection
961 \MTC@WriteContentsline{#1}{mtcSSS}{#3}{#4}%
962 \fi
963 \expandafter\ifx\csname #1\endcsname\paragraph
964 \MTC@WriteContentsline{#1}{mtcP}{#3}{#4}%
965 \fi
966 \expandafter\ifx\csname #1\endcsname\subparagraph
967 \MTC@WriteContentsline{#1}{mtcSP}{#3}{#4}%
968 \fi

```

```

\coffee A coffee break contents line ☕ is written for \coffee:
\MTC@WriteCoffeeline
969 \expandafter\ifx\csname #1\endcsname\coffee
970 \MTC@WriteCoffeeline{#1}{#3}%
971 \fi

\starchapter If it is \starchapter (for a starred chapter), we increment the mtc counter, build a new
\stepcounter minitoc file name, close the file descriptor and open it with this new file.
\if@longextensions@
\mtcname 972 \expandafter\ifx\csname #1\endcsname\starchapter
\themtc 973 \stepcounter{mtc}%
\tf@mtc 974 \if@longextensions@
\closeout 975 \mtcPackageInfo[<I0033>]{minitoc}%
\openout 976 {Writing\space\jobname.mtc\themtc@gobble}%
977 \def\mtcname{\jobname.mtc\themtc}%
978 \else
979 \mtcPackageInfo[<I0033>]{minitoc}%
980 {Writing\space\jobname.M\themtc@gobble}%
981 \def\mtcname{\jobname.M\themtc}%
982 \fi
983 \immediate\closeout\tf@mtc
984 \immediate\openout\tf@mtc=\mtcname
985 \fi

\starsection For starred sectioning commands lower than \chapter, a contents line is written into
\MTC@WriteContentsline the minitoc file, with a font command added:
\starsubsection
\starsubsubsection 986 \expandafter\ifx\csname #1\endcsname\starsection
\starparagraph 987 \MTC@WriteContentsline{#1}{mtcS}{#3}{#4}%
\starsubparagraph 988 \fi
989 \expandafter\ifx\csname #1\endcsname\starsubsection
990 \MTC@WriteContentsline{#1}{mtcSS}{#3}{#4}%
991 \fi
992 \expandafter\ifx\csname #1\endcsname\starsubsubsection
993 \MTC@WriteContentsline{#1}{mtcSSS}{#3}{#4}%
994 \fi
995 \expandafter\ifx\csname #1\endcsname\starparagraph
996 \MTC@WriteContentsline{#1}{mtcP}{#3}{#4}%
997 \fi
998 \expandafter\ifx\csname #1\endcsname\starsubparagraph
999 \MTC@WriteContentsline{#1}{mtcSP}{#3}{#4}%
1000 \fi
1001 }

\MTC@explist The loop to read the lines of the TOC file; it expands the list of entries and call \MTC@next
\MTC@next to process the first one:
\MTC@list
1002 \def\MTC@explist{\expandafter\MTC@next\MTC@list\}

```

```

\MTC@loop If an entry is found, loop through line by line, looking for interesting entries. Otherwise,
\openin process the next entry in the list.
\@inputcheck
\MTC@toc 1003 \def\MTC@loop#1{\openin\@inputcheck#1\relax
\MTC@read 1004 \ifeof\@inputcheck
1005 \mtcPackageWarning[<W0010>]{minitoc}%
1006 {No file #1.\MessageBreak MINITOCs NOT PREPARED}%
1007 \expandafter\MTC@toc
1008 \else
1009 \mtcPackageInfo[<I0024>]{minitoc}{PREPARING MINITOCs FROM #1}%
1010 \expandafter\MTC@read
1011 \fi
1012 }

```

```

\MTC@read Read the next entry of the .toc file.
\read
\@inputcheck 1013 \def\MTC@read{%
\MTC@line 1014 \read\@inputcheck to\MTC@line

```

```

\MTC@test The make sure that \MTC@test has sufficient arguments:
\MTC@line
\MTC@ 1015 \expandafter\MTC@test\MTC@line.....\MTC% %%H0: . added
1016 }%

```

```

\MTC@test The \MTC@test macro finds the “interesting” commands in the TOC file, mainly to
\contentsline delimit chapters:
\MTC@contentsline
\mtc@string 1017 %%H0/BJ: now patch \MTC@test,
\@input 1018 %%H0/BJ: call \MTC@contentsline with 4 instead of 3 parameters
\MTC@list
\chapterend Look at the first token of the line. If it is an interesting entry, process it. If it is \@input,
\closeout add the file to the list. Otherwise ignore. Go around the loop if not at end of file. Finally
\tf@mtc process the next file in the list.
\openout
\chapterbegin 1019 \long\def\MTC@test#1#2#3#4#5#6\MTC@{% %%H0: #6 added
\addtocounter 1020 \ifx#1\contentsline
\MTC@toc 1021 \let\mtc@string\string
\MTC@read 1022 \MTC@contentsline{#2}{#3}{#4}{#5}%
1023 %%H0/BJ: 4. parameter added by Tony Roberts
1024 \let\mtc@string\relax
1025 \else\ifx#1\@input
1026 \edef\MTC@list{\MTC@list#2\relax}%
1027 \else\ifx#1\chapterend
1028 \immediate\closeout\tf@mtc
1029 \immediate\openout\tf@mtc=\jobname.mtc
1030 \else\ifx#1\chapterbegin
1031 \addtocounter{mtc}{-1}%

```

```

1032 \fi\fi\fi\fi
1033 \ifeof\@inputcheck
1034 \expandafter\MTC@toc
1035 \else
1036 \expandafter\MTC@read
1037 \fi
1038 }%

```

## 9.41 Mini-lists of figures

The code is similar to the code for mini-tables of contents, but with less commands to recognize.

### 9.41.1 Analysis and splitting of the list of figures file

`\MLF@next` This is done via a loop managed by the following macros:

`\MLF@list`

`\MLF@loop` Processes the next entry in the list and removes it from the head of the list:

```

1039 \def\MLF@next#1\relax#2\{\%
1040 \edef\MLF@list{#2}%
1041 \MLF@loop{#1}}

```

`\MLF@lof` Checks if the list is empty:

`\MLF@list`

```

\MLF@explist 1042 \def\MLF@lof{%
1043 \ifx\MLF@list\@empty\else\expandafter\MLF@explist\fi}

```

`\MLF@contentsline` The macro `\MLF@contentsline` analyses the lines read from the LOF file and detects interesting keywords. If `\xchapter` is found, the counter `mtc` is incremented and a new minilof file is created.

`\arabic`

`\xchapter`

```

1044 \def\MLF@contentsline#1#2#3#4{% %%H0: added #4
1045 \gdef\themtc{\arabic{mtc}} %%H0: space removed
1046 \expandafter\ifx\csname #1\endcsname\xchapter
1047 \stepcounter{mtc}%

```

`\if@longextensions@` The name of the minilof file is built from `\jobname` and a long or short extension:

```

\themtc
\mlfname 1048 \if@longextensions@%
\closeout 1049 \mtcPackageInfo[<I0033>]{minitoc}%
\tf@mtc 1050 {Writing\space\jobname.mlf\themtc@gobble}
\openout 1051 \def\mlfname{\jobname.mlf\themtc}%
1052 \else
1053 \mtcPackageInfo[<I0033>]{minitoc}%
1054 {Writing\space\jobname.F\themtc@gobble}
1055 \def\mlfname{\jobname.F\themtc}%
1056 \fi
1057 \immediate\closeout\tf@mtc
1058 \immediate\openout\tf@mtc=\mlfname
1059 \fi

```

`\figure` If we found a `\figure` entry, we copy it into the minilof file:

```

\subfigure
\mtc@toks 1060 \expandafter\ifx\csname #1\endcsname\figure
\MTC@WriteContentsline 1061 \mtc@toks{\noexpand\leavevmode#2}%
1062 \MTC@WriteContentsline{#1}{mlf}{#3}{#4}%
1063 \fi
1064 \expandafter\ifx\csname #1\endcsname\subfigure
1065 \mtc@toks{\noexpand\leavevmode#2}%
1066 \MTC@WriteContentsline{#1}{mlfS}{#3}{#4}%
1067 \fi
1068 }

```

`\MLF@explist` The loop to read the LOF file; it expands the list of entries and calls `\MLF@next` to process the first one:

```

\MLF@list
1069 \def\MLF@explist{\expandafter\MLF@next\MLF@list\}

```

`\MLF@loop` And now, we scan the `.lof` file:

```

\openin
\@inputcheck 1070 \def\MLF@loop#1{\openin\@inputcheck#1\relax
\MLF@lof 1071 \ifeof\@inputcheck
\MLF@read 1072 \mtcPackageWarning[<W0008>]{minitoc}%
1073 {No file #1.\MessageBreak MINILOFS NOT PREPARED}%
1074 \expandafter\MLF@lof
1075 \else
1076 \mtcPackageInfo[<I0034>]{minitoc}%
1077 {PREPARING MINILOFS FROM #1}%
1078 \expandafter\MLF@read\fi}

```

```

\MLF@read Read the next entry in the .lof file:
\read
\@inputcheck 1079 \def\MLF@read{%
1080 \read\@inputcheck to\MLF@line

```

```

\MLF@line The make sure that \MLF@test has sufficient arguments:
\MLF@test
\MLF@ 1081 \expandafter\MLF@test\MLF@line.....\MLF@% %%H0: . added
1082 }%

```

\MLF@test The \MLF@test macro finds the “interesting” commands in the LOF file, mainly to delimit chapters.

```

\contentsline Look at the first token of the line. If it is an interesting entry, process it. If it is \@input,
\mtc@string add the file to the list. Otherwise ignore. Go around the loop if not at end of file. Finally
\MLF@contentsline process the next file in the list.
\@input
\MLF@list 1083 \long\def\MLF@test#1#2#3#4#5#6\MLF@{% %%H0: #6 added
\chapterend 1084 \ifx#1\contentsline
\closeout 1085 \let\mtc@string\string
\tf@mtc 1086 \MLF@contentsline{#2}{#3}{#4}{#5}% %%H0: #4 added
\openout 1087 \let\mtc@string\relax
\chapterbegin 1088 \else\ifx#1\@input
\addtocounter 1089 \edef\MLF@list{\MLF@list#2\relax}%
\MLF@lof 1090 \else\ifx#1\chapterend
1091 \immediate\closeout\tf@mtc
\MLF@read 1092 \immediate\openout\tf@mtc=\jobname.mtc
1093 \else\ifx#1\chapterbegin
1094 \addtocounter{mtc}{-1}%
1095 \fi\fi\fi\fi
1096 \ifeof\@inputcheck\expandafter\MLF@lof
1097 \else\expandafter\MLF@read\fi}%

```

## 9.42 Mini-lists of tables

The code is similar to the code for mini-tables of contents, but with less commands to recognize.



**9.42.1 Analysis and splitting of the list of tables file**

`\MLT@next` This is done via a loop managed by the following macros:

`\MLT@list`

`\MLT@loop` Processes the next entry in the list and removes it from the head of the list:

```
1098 \def\MLT@next#1\relax#2\{\%
1099 \edef\MLT@list{#2}%
1100 \MLT@loop{#1}}
```

`\MLT@lot` Checks if the list is empty:

`\MLT@list`

```
\MLT@explist 1101 \def\MLT@lot{%
1102 \ifx\MLT@list\@empty\else\expandafter\MLT@explist\fi}
```

`\MLT@contentsline` The macro `\MLT@contentsline` analyses the lines read from the LOT file and detects interesting keywords. If `\xchapter` is found, the mtc counter is incremented and a new minilot file is created.

```
1103 \def\MLT@contentsline#1#2#3#4{% %%H0: added #4
1104 \gdef\themtc{\arabic{mtc}} %%H0: space removed
1105 \expandafter\ifx\csname #1\endcsname\xchapter
1106 \stepcounter{mtc}%
```

`\if@longextensions@` The name of the minilot file it build from `\jobname` and a long or short extension:

```
\themtc
\mltname 1107 \if@longextensions@%
\closeout 1108 \mtcPackageInfo[<I0033>]{minitoc}%
\tf@mtc 1109 {Writing\space\jobname.mlt\themtc\@gobble}%
\openout 1110 \def\mltname{\jobname.mlt\themtc}%
1111 \else
1112 \mtcPackageInfo[<I0033>]{minitoc}%
1113 {Writing\space\jobname.T\themtc\@gobble}%
1114 \def\mltname{\jobname.T\themtc}%
1115 \fi
1116 \immediate\closeout\tf@mtc
1117 \immediate\openout\tf@mtc=\mltname
1118 \fi
```

`\table` If we found a `\table` entry, we copy it into the minilot file:

`\subtable`

`\mtc@toks` 1119 `\expandafter\ifx\csname #1\endcsname\table`

`\MTC@WriteContentsline` 1120 `\mtc@toks{\noexpand\leavevmode#2}%`

1121 `\MTC@WriteContentsline{#1}{\mlt}{#3}{#4}%`

1122 `\fi`

```

1123 \expandafter\ifx\csname #1\endcsname\subtable
1124 \mtc@toks{\noexpand\leavevmode#2}%
1125 \MTC@WriteContentsline{#1}{mltS}{#3}{#4}%
1126 \fi
1127 }

```

\MLT@explist The loop to read the LOT file; it expands the list of entries and calls \MLT@next to process the first one:

\MLT@list

```

1128 \def\MLT@explist{\expandafter\MLT@next\MLT@list\}

```

\MLT@loop And now, we scan the .lot file:

\openin

\@inputcheck 1129 \def\MLT@loop#1{\openin\@inputcheck#1\relax

\MLT@lot 1130 \ifeof\@inputcheck

\MLT@read 1131 \mtcPackageWarning[<W0009>]{minitoc}%

1132 {No file #1.\MessageBreak MINILOTS NOT PREPARED}%

1133 \expandafter\MLT@lot

1134 \else

1135 \mtcPackageInfo[<I0037>]{minitoc}%

1136 {PREPARING MINILOTS FROM #1}%

1137 \expandafter\MLT@read\fi}

\MLT@read Read the next entry in the .lot file:

\read

\@inputcheck 1138 \def\MLT@read{%

1139 \read\@inputcheck to\MLT@line

\MLT@line The ..... make sure that \MLT@test has sufficient arguments:

\MLT@test

\MLT@ 1140 \expandafter\MLT@test\MLT@line.....\MLT@% %%H0: . added

1141 }%

\MLT@test The \MLT@test macro finds the “interesting” commands in the LOT file, mainly to delimit chapters.

```

\contentsline Look at the first token of the line. If it is an interesting entry, process it. If it is \@input,
\mtc@string add the file to the list. Otherwise ignore. Go around the loop if not at end of file. Finally
\MLT@contentsline process the next file in the list.
\@input
\MLT@list 1142 \long\def\MLT@test#1#2#3#4#5#6\MLT@{% %%H0: #6 added
\chapterend 1143 \ifx#1\contentsline
\closeout 1144 \let\mtc@string\string
\tf@mtc 1145 \MLT@contentsline{#2}{#3}{#4}{#5}% %%H0: #4 added
\openout 1146 \let\mtc@string\relax
\chapterbegin 1147 \else\ifx#1\@input
\addtocounter 1148 \edef\MLT@list{\MLT@list#2\relax}%
\MLT@lot 1149 \else\ifx#1\chapterend
\MLT@read 1150 \immediate\closeout\tf@mtc
1151 \immediate\openout\tf@mtc=\jobname.mtc
1152 \else\ifx#1\chapterbegin
1153 \addtocounter{mtc}{-1}%
1154 \fi\fi\fi\fi
1155 \ifeof\@inputcheck\expandafter\MLT@lot
1156 \else\expandafter\MLT@read\fi}%

```

Note that we terminate with a closing brace to end the chapter-level macros (end of the *else* branch of a `\@ifundefined{chapter}` alternative).

```
1157 }%
```

### 9.43 Macro to write a contents line

```

\mtc@dot The \MTC@WriteContentsline macro makes the definition of \MTC@contentsline
\MTC@WriteContentsline shorter. An extra \edef level is removed (Heiko OBERDIEK):
\mtc@param
\write The arguments of \MTC@WriteContentsline are:
\tf@mtc
\@resetfont
\mtc@string #1: the #1 argument of \MTC@contentsline;
\contentsline #2: font shorthand =: \csname #2font\endcsname;
\mtc@toks #3: the #3 argument of \MTC@contentsline;
#4: the #4 argument of \MTC@contentsline (hyperlink).

```

```

1158 \def\mtc@dot{.}
1159 \def\MTC@WriteContentsline#1#2#3#4{%
1160 \def\mtc@param{#4}%
1161 \immediate\write\tf@mtc{%
1162 {\string\reset@font
1163 \expandafter\string\csname #2font\endcsname
1164 \string\mtc@string
1165 \string\contentsline{#1}%

```

```

1166 {\the\mtc@toks}%
1167 {\string\reset@font
1168 \expandafter\string\csname #2font\endcsname
1169 \space #3%
1170 }%
1171 \ifx\mtc@dot\mtc@param
1172 \else
1173 {#4}% %%H0/BJ: #4 is hyperlink
1174 \fi
1175 }%
1176 }%
1177 }

```

`\MTC@WriteCoffeeline` And the same for a “coffee” ☕ line. The arguments of the macro `\MTC@WriteCoffeeline` are:

```

\write
\tf@mtc
\@resetfont
\coffeeFont
\mtc@string
\mtc@toks

```

#1: the #1 argument of `\MTC@contentsline`;  
#2: the #3 argument of `\MTC@contentsline`.

```

1178 \def\MTC@WriteCoffeeline#1#2#3{%
1179 \immediate\write\tf@mtc{%
1180 {\string\reset@font \string\coffeeFont \string\mtc@string
1181 {\the\mtc@toks}%
1182 {\string\reset@font \string\coffeeFont \space #3%
1183 }%
1184 }%
1185 }%
1186 }

```

## 9.44 Depth counters for partlofs and partlots

`\AtBeginDocument` If the counters `lofdepth` and `lotdepth` are defined, we create the corresponding new counters: `partlofdepth` and `partlotdepth`. These counters are initialised to 2. This is done after the loading of the packages, in an `\AtBeginDocument` block:

```

\c@lofdepth
\c@lotdepth

```

```

1187 \AtBeginDocument{%
1188 \@ifundefined{c@lofdepth}{}%
1189 {\newcounter{partlofdepth}\setcounter{partlofdepth}{2}}%
1190 \@ifundefined{c@lotdepth}{}%
1191 {\newcounter{partlotdepth}\setcounter{partlotdepth}{2}}%
1192 }

```

## 9.45 Part level commands

```

\part If \part is defined, we define some utility commands, a counter (ptc) for the
\theptc parttocs and related commands (\theptc, \Thepart, \adjustptc, \decrementptc,
\Thepart \incrementptc), the obsolete command \firstpartis, and the depth counter
\adjustptc parttocdepth.
\decrementptc
\incrementptc 1193 \@ifundefined{part}{}%
\firstpartis 1194 {%
\firstpartis 1195 \def\xpart{xpart}
\if@firstpartis@used@ 1196 \def\Thepart{\arabic{ptc}}
\newcounter 1197 \def\firstpartis#1%
\setcounter 1198 {\mtcPackageWarning[<W0004>]{minitoc}%
1199 {\string\firstpartis \space is an obsolete\MessageBreak command}%
1200 \@firstpartis@used@true}
1201 \newcounter{ptc}
1202 \setcounter{ptc}{0}
1203 \newcommand{\adjustptc}[1][1]{\addtocounter{ptc}{#1}}
1204 \def\decrementptc{\addtocounter{ptc}{-1}}
1205 \def\incrementptc{\addtocounter{ptc}{+1}}
1206 \def\theptc{\arabic{ptc}}
1207 \newcounter{parttocdepth}
1208 \setcounter{parttocdepth}{2}

```

\ptc@rule But, sometimes, we need to make a difference between book/report and article classes (is \columnwidth \chapter defined?), to have a different layout: the definition of \ptc@rule is empty except if \chapter is undefined. By default, there is no rule before/after parttocs, partlofs, and partlots for books. You should redeclare \ptc@rule if you want these rules.

```

1209 \@ifundefined{chapter}%
1210 {\def\ptc@rule{\rule[3\p@]{\columnwidth}{.4\p@}\vspace*{2.6\p@}}}%
1211 {\let\ptc@rule\relax}

```

\ptcindent And we declare the default indentation (both sides) of the parttocs:

```

1212 \newlength\ptcindent
1213 \@ifundefined{chapter}{\ptcindent=24\p@}{\ptcindent=\z@}

```

## 9.46 Fonts for the parttocs

```

\ptcfont
\ptcSfont
\ptcSSfont
\ptcSSSfont We define the fonts for the parttocs. Note that they are larger if \chapter is defined
\ptcPfont (book/report-like document classes) than when it is not (article-like document
\ptcSPfont classes):
\plffont
\plfSfont
\pltfont
\pltSfont
\ptifont

```

```

1214 \@ifundefined{chapter}{%
1215 \def\ptcfont{\small\rmfamily\upshape\mdseries} % the parttoc
1216 \def\ptcSfont{\small\rmfamily\upshape\bfseries}% (sections)
1217 \let\ptcSSfont\ptcfont % (subsections)
1218 \let\ptcSSSfont\ptcfont % (subsubsections)
1219 \let\ptcPfont\ptcfont % (paragraphs)
1220 \let\ptcSPfont\ptcfont % (subparagraphs)
1221 \let\plffont\ptcfont % (figures)
1222 \let\plfSfont\ptcfont % (subfigures)
1223 \let\pltfont\ptcfont % (tables)
1224 \let\pltSfont\ptcfont % (subtables)
1225 \def\ptifont{\Large\rmfamily\upshape\bfseries}% titles
1226 }%

\ptcfont If \chapter is defined, the fonts are larger and \ptcCfont must be defined:
\ptcCfont
\ptcSfont 1227 {%
\ptcSSfont 1228 \def\ptcfont{\normalsize\rmfamily\upshape\mdseries} % the parttoc
\ptcSSSfont 1229 \def\ptcCfont{\normalsize\rmfamily\upshape\bfseries}% (chapters)
\ptcPfont 1230 \def\ptcSfont{\normalsize\rmfamily\upshape\mdseries}% (sections)
\ptcSPfont 1231 \let\ptcSSfont\ptcfont % (subsections)
\plffont 1232 \let\ptcSSSfont\ptcfont % (subsubsections)
\plfSfont 1233 \let\ptcPfont\ptcfont % (paragraphs)
\pltfont 1234 \let\ptcSPfont\ptcfont % (subparagraphs)
\pltSfont 1235 \let\plffont\ptcfont % (figures)
\ptifont 1236 \let\plfSfont\ptcfont % (subfigures)
1237 \let\pltfont\ptcfont % (tables)
1238 \let\pltSfont\ptcfont % (subtables)
1239 \def\ptifont{\LARGE\rmfamily\upshape\bfseries}% titles
1240 }

```

## 9.47 Default titles for part-level mini-tables

\parttoc We define the default position, the fonts and the layout for titles of the part-level mini-tables (\parttoc, \partlof and \partlot). This formatting is different if \chapter is defined or undefined.

```

\c@pti If \chapter is undefined, the definitions are very simple, for centered, flushleft,
\l@pti flushright or empty titles. Empty titles need a vertical correction (Frank MITTELBACH).
\r@pti
\c@pti 1241 \@ifundefined{chapter}{%
\l@pti 1242 \def\c@pti#1{\null\hfill #1\hfill\hfill}
\r@pti 1243 \def\l@pti#1{\null #1\hfill\hfill}
\c@pti 1244 \def\r@pti#1{\null\hfill #1\hfill}
\l@pti 1245 \def\c@pti#1{\vspace{-\baselineskip}}
\r@pti 1246 \def\l@pti#1{\vspace{-\baselineskip}}
1247 }%

```

`\e@pti` But, if `\chapter` is defined, we must simulate the formatting of a chapter head, which is  
`\n@pti` more complex. Empty titles need a vertical correction (Frank MITTELBACH).

```
1248 {%
1249 \def\e@pti#1{\vspace{-\baselineskip}}
1250 \def\n@pti#1{\vspace{-\baselineskip}}
```

`\l@pti` For a title on the left, we must test if the main text is on two columns:

```
\if@twocolumn
\@topnewpage 1251 \def\l@pti#1{\if@twocolumn
\@afterheading 1252 \@topnewpage[\@makephead@l{#1}]%
\ptifont 1253 \else
\@makephead@l 1254 \@makephead@l{#1}%
\mtcgapbeforeheads 1255 \@afterheading
\mtcgapafterheads 1256 \fi}
1257 \def\@makephead@l#1{%
1258 \vspace*{\mtcgapbeforeheads}%
1259 {\parindent \z@ \raggedright
1260 \ptifont
1261 #1\par
1262 \nobreak
1263 \vskip \mtcgapafterheads\hbox{}}
1264 }}
```

`\r@pti` For a title on the right, we must also test if the main text is on two columns:

```
\if@twocolumn
\@topnewpage 1265 \def\r@pti#1{\if@twocolumn
\@makephead@r 1266 \@topnewpage[\@makephead@r{#1}]%
\@afterheading 1267 \else
\ptifont 1268 \@makephead@r{#1}%
\mtcgapbeforeheads 1269 \@afterheading
\mtcgapafterheads 1270 \fi}
1271 \def\@makephead@r#1{%
1272 \vspace*{\mtcgapbeforeheads}%
1273 {\parindent \z@ \raggedleft
1274 \ptifont
1275 #1\par
1276 \nobreak
1277 \vskip \mtcgapafterheads\hbox{}}
1278 }}
```

`\c@pti` For a centered title, we must also test if the main text is on two columns:

```
\if@twocolumn
\@topnewpage 1279 \def\c@pti#1{\if@twocolumn
\@makephead@c 1280 \@topnewpage[\@makephead@c{#1}]%
\@afterheading 1281 \else
\ptifont 1282 \@makephead@c{#1}%
\mtcgapbeforeheads 1283 \@afterheading
\mtcgapafterheads
```

```

1284 \fi}
1285 \def\@makephead@c#1{%
1286 \vspace*{\mtcgapbeforeheads}%
1287 {\parindent \z@ \centering
1288 \ptifont
1289 #1\par
1290 \nobreak
1291 \vskip \mtcgapafterheads\hbox{}}
1292 }}%
1293 }

```

```

\l@pti By default, titles are on left:
\do@ptitc
\df@ptitc 1294 \let\do@ptitc\l@pti
\do@ptilf 1295 \let\df@ptitc\l@pti
\df@ptilf 1296 \let\do@ptilf\l@pti
\do@ptilt 1297 \let\df@ptilf\l@pti
\df@ptilt 1298 \let\do@ptilt\l@pti
1299 \let\df@ptilt\l@pti

```

## 9.48 The ptc@verse environment

```

ptc@verse Each parttoc is placed inside a ptc@verse environment. This environment is analog to
\ptc@verse the standard verse environment and hence defined via two commands: \ptc@verse and
\endptc@verse \endptc@verse. As it is a list environment, we first define (in a local way) \, then call
\, \list{} and set some dimensions like \itemsep, \itemindent, \listparindent,
\@centercr \itemindent, \partopsep, \topsep. \parsep is set to zero if the tight option is
\list active (this reduces the spacing between the lines). \parskip is set to zero if the k-tight
\itemsep option is active (this reduces the spacing between the lines). Both margins are set to
\itemindent \ptcindent. \endptc@verse terminates the list and discourages a page break.
\listparindent
\topsep 1300 \def\ptc@verse{\let\=\@centercr
\parsep 1301 \list{}\itemsep\z@
\parskip 1302 \itemindent \z@
\partopsep 1303 \listparindent \itemindent
\ptcindent 1304 \partopsep\z@
\iftightmtc 1305 \iftightmtc \parsep\z@ \fi
\ifktightmtc 1306 \ifktightmtc \parskip\z@ \fi
1307 \topsep=lex
1308 \leftmargin\ptcindent
1309 \rightmargin\leftmargin\item[]}
1310 \def\endptc@verse{\nopagebreak[4]\endlist}

```



## 9.49 The part level mini-tables: `\parttoc`, `\partlof`, and `\partlot`

`\parttoc` These commands are essentially similar to the `\minitoc` command, except that they  
`\partlof` should be placed after a `\part` command to produce a `parttoc`, a `partlof` or a `partlot`,  
`\partlot` and the formatting is different and depends of the availability of the `\chapter`  
command (for the fonts and the horizontal rules). The code is very similar. The  
`\partlof` and `\partlot` commands are siblings of the `\parttoc` command. Note  
that `\parttoc`, `\partlof` and `\partlot` use page styles, because `\beforepart...`  
and `\afterpart...` commands imply usually a `\clear[double]page` command,  
and hence `\markboth{...}{...}` must be called.

### 9.49.1 The `\parttoc` command

`\parttoc` This command must be used after `\part` if you need a `parttoc` (no automatic `parttoc`).  
`\parttoc@` First, `\parttoc` detects the presence of its optional argument, and uses its default  
value, `d`, if it is missing. Then, `\parttoc@` is called with the effective position as  
argument:

```
1311 \def\parttoc{\@ifnextchar{\{\parttoc@\}\parttoc@[d]}}
```

`\parttoc@` The `\parttoc@` macro does the real work. It first sets the flag `\if@parttoc@used@` (for  
`\if@parttoc@used@` a coherence hint) and checks if long extensions are used or not (to create the name of the  
`\if@longextensions@` `parttoc` file):

```
\@tocfile
\Thepart 1312 \def\parttoc@[#1]{%
1313 \global\@parttoc@used@true
1314 \if@longextensions@%
1315 \def\@tocfile{ptc\Thepart}%
1316 \else
1317 \def\@tocfile{P\Thepart}%
1318 \fi
```

`\mtc@CkFile` Then, we check the presence of the `parttoc` file and give a warning if it is not here:

```
\if@mtc@FE
\@tocfile 1319 \mtc@CkFile{\jobname.\@tocfile}
1320 \if@mtc@FE
1321 \mtc@PackageInfo[<I0006>]{minitoc}%
1322 {\jobname.\@tocfile\space is empty}
1323 \@mtc@empty@parttoc@true
1324 \else
```

`\beforeparttoc` If the parttoc file is present, we can insert it, but we must add some presentation code: first, `\beforeparttoc`, of course:

```
1325 \beforeparttoc
```

```

\mtc@markboth If \chapter is defined, we just set the page marks with the parttoc title and set the page
\@mkboth style:
\thispageparttocstyle
\MakeUppercase 1326 \@ifundefined{chapter}{}{}%
\ptctitle 1327 \global\let\mtc@markboth\markboth
 1328 \global\let\@mkboth\markboth
 1329 \thispageparttocstyle
 1330 \mtc@markboth{\MakeUppercase{\ptctitle}}{\MakeUppercase{\ptctitle}}%
 1331 }%
```

```

\do@ptitc A samepage environment is begun, then the argument is treated to set the position of the
\@pti parttoc title. If the title string is empty, this forces the positionning.
\@npti
\@c@pti 1332 \relax\begin{samepage}%
\@l@pti 1333 \if #1e\let\do@ptitc\@e@pti
\@r@pti 1334 \else\if #1n\let\do@ptitc\@n@pti
\@df@pti 1335 \else\if #1c\let\do@ptitc\@c@pti
\mtc@CkStr 1336 \else\if #1l\let\do@ptitc\@l@pti
\ptctitle 1337 \else\if #1r\let\do@ptitc\@r@pti
\if@mtc@FE 1338 \else\if #1d\let\do@ptitc\@df@ptitc
samepage 1339 \fi\fi\fi\fi\fi\fi
 1340 \mtc@CkStr{\ptctitle}\if@mtc@FE \let\do@ptitc\@e@pti\relax\fi
```

`\raggedright` We adjust some formatting parameters and avoid a page break between the title and the parttoc, then we set the font:

`\parskip`

`\ptcfont`

```

1341 \raggedright
1342 \parskip=\z@%
1343 \reset@font\ptcfont%
1344 \parindent=\z@%
1345 \nopagebreak[4]%
1346 \kern-0.8\baselineskip\nopagebreak[4]%
1347 \par\noindent
1348 \nopagebreak[4]%
```

`\ptc@rule` The parttoc title is set in a tabular environment (to inhibit a page break between the title and the top rule), with a rule at its bottom if necessary. This rule is an `\hline`. It is the top rule of the parttoc.

`\columnwidth`

`\ptifont`

```

\do@ptitc 1349 \ifx\ptc@rule\relax
\mtc@v
\ptctitle
\hline
```

```

1350 \begin{tabular}{@{}p{\columnwidth}@{}}
1351 \reset@font\ptifont\do@ptitc{\mtc@v\ptctitle}\\
1352 \end{tabular}%
1353 \else
1354 \begin{tabular}{@{}p{\columnwidth}@{}}
1355 \reset@font\ptifont\do@ptitc{\mtc@v\ptctitle}\\\hline
1356 \end{tabular}%
1357 \fi

```

\mtc@zrule Then, we adjust the position under the top rule and set the indentation and some formatting parameters:

\mtc@BBR

\ptcindent

```

1358 \nopagebreak[4]\null\leavevmode\mtc@zrule*[-\baselineskip]\mtc@BBR
1359 \leftmargin\ptcindent
1360 \rightmargin\ptcindent
1361 \itemindent=\z@\labelwidth=\z@%
1362 \labelsep=\z@\listparindent=\z@%

```

ptc@verse We enter in a ptc@verse environment to format the parttoc. The toc depth is forced (locally) to parttocdepth. A little trick is necessary to adjust the position. A blank line is necessary to avoid a negative indentation.

\mtc@BBR

```

1363 \begin{ptc@verse}\c@tocdepth=\c@parttocdepth%
1364 \leavevmode\\\mtc@BBR\vskip -.5\baselineskip

```

\ptc@pgno If the contents lines must have no numbers, we replace the macro \@dottedtocline with its undotted version. For chapter-level entries, we must invoke \l@chapter ignoring the page number argument. A hook (redefinissable command) is added, and the formatting settings coming from \mtcsetformat are activated via \ptc@setform. Then the parttoc file is inserted, followed by a strut, and the ptc@verse environment is terminated.

\@tocfile

\mtc@strut

ptc@verse

```

1365 \begin{group
1366 \makeatletter
1367 \@ifundefined{ptc@pgno}%
1368 {\let\@dottedtocline\@undottedtocline}{}
1369 \@ifundefined{ptc@pgno}%
1370 {\let\l@chapter@SVPN\l@chapter%
1371 \def\l@chapter##1##2{\l@chapter@SVPN{##1}{\hbox{}}}}{}
1372 \@filesfalse\mtc@hook@beforeinputfile
1373 \ptc@setform
1374 \@input{\jobname.\@tocfile}
1375 \vspace{-1ex} \vspace{-1\baselineskip}
1376 \leavevmode\mtc@strut
1377 \global\@nobreakfalse\endgroup
1378 \end{ptc@verse}%

```

```

\ptc@rule The final part is just to add the bottom rule, if necessary, a possible page break (if
\mtc@zrule \chapter is not defined), and \afterparttoc.
samepage
\afterparttoc 1379 \kern-1.\baselineskip%
1380 \nopagebreak[4]\ptc@rule\null\leavevmode\\%
1381 \vskip-1.0\baselineskip\mtc@zrule\end{samepage}%
1382 \par\@ifundefined{chapter}{\pagebreak[1]\vspace*{-1ex}}%
1383 \afterparttoc\fi}%

```

### 9.49.2 The \partlof command

`\partlof` This command must be used after `\part` if you need a partlof (no automatic partlof). First, `\partlof` detects the presence of its optional argument, and uses its default value, `d`, if it is missing. Then, `\partlof@` is called with the effective position as argument:

```
1384 \def\partlof{\@ifnextchar[{\partlof@}{\partlof@d]}}
```

`\partlof@` The `\partlof@` macro does the real work. It first sets the flag `\if@partlof@used@` (for a coherence hint) and checks if long extensions are used or not (to create the name of the partlof file):

```

\if@partlof@used@
\if@longextensions@
\@tocfile
\Thepart 1385 \def\partlof@[#1]{%
1386 \global\@partlof@used@true
1387 \if@longextensions@%
1388 \def\@tocfile{plf\Thepart}%
1389 \else
1390 \def\@tocfile{G\Thepart}%
1391 \fi

```

`\mtc@CkFile` Then, we check the presence of the partlof file and give a warning if it is not here:

```

\if@mtc@FE
\@tocfile 1392 \mtc@CkFile{\jobname.\@tocfile}
1393 \if@mtc@FE
1394 \mtc@PackageInfo[<I0006>]{minitoc}%
1395 {\jobname.\@tocfile\space is empty}
1396 \@mtc@empty@partlof@true
1397 \else

```

`\beforepartlof` If the partlof file is present, we can insert it, but we must add some presentation code: first, `\beforepartlof`, of course:

```
1398 \beforepartlof
```

```

\mtc@markboth If \chapter is defined, we just set the page marks with the partlof title and set the page
\@mkboth style:
\thispagepartlofsty
\MakeUppercase 1399 \ifundefined{chapter}{%
\plftitle 1400 \global\let\mtc@markboth\markboth
1401 \global\let\@mkboth\markboth
1402 \thispagepartlofsty
1403 \mtc@markboth{\MakeUppercase{\plftitle}}{\MakeUppercase{\plftitle}}%
1404 }%

\do@ptilf A samepage environment is begun, then the argument is treated to set the position of the
\@epti partlof title. If the title string is empty, this forces the positionning.
\n@pti
\c@pti 1405 \relax\begin{samepage}%
\l@pti 1406 \if #1e\let\do@ptilf\@epti
\r@pti 1407 \else\if #1n\let\do@ptilf\n@pti
\df@pti 1408 \else\if #1c\let\do@ptilf\c@pti
\mtc@CkStr 1409 \else\if #1l\let\do@ptilf\l@pti
\plftitle 1410 \else\if #1r\let\do@ptilf\r@pti
\if@mtc@FE 1411 \else\if #1d\let\do@ptilf\df@ptilf
1412 \fi\fi\fi\fi\fi
samepage 1413 \mtc@CkStr{\plftitle}\if@mtc@FE \let\do@ptilf\@epti\relax\fi

\raggedright We adjust some formatting parameters and avoid a page break between the title and the
\parskip parttoc, then we set the font:
\plffont
1414 \raggedright
1415 \parskip=\z@%
1416 \reset@font\plffont%

\plf@rule The parttoc title is set in a tabular environment (to inhibit a page break between the title
tabular and the top rule), with a rule at its bottom if necessary. This rule is an \hline. It is the
\columnwidth top rule of the partlof.
\ptifont
\do@ptilf 1417 \parindent=\z@%
\mtc@v 1418 \nopagebreak[4]%
\plftitle 1419 \kern-0.8\baselineskip\nopagebreak[4]%
\hline 1420 \par\noindent
1421 \ifx\plf@rule\relax
1422 \begin{tabular}{@{}p{\columnwidth}@{}}
1423 \reset@font\ptifont\do@ptilf{\mtc@v\plftitle}\\
1424 \end{tabular}%
1425 \else
1426 \begin{tabular}{@{}p{\columnwidth}@{}}
1427 \reset@font\ptifont\do@ptilf{\mtc@v\plftitle}\\ \hline
1428 \mtc@hstrut\\
1429 \end{tabular}%
1430 \fi

```

`\mtc@zrule` Then, we adjust the position under the top rule and set the indentation and some  
`\mtc@BBR` formatting parameters:

```
\ptcindent
1431 \nopagebreak[4]\null\leavevmode\mtc@zrule*[-\baselineskip]\mtc@BBR
1432 \leftmargin\ptcindent
1433 \rightmargin\ptcindent
1434 \itemindent=\z@\labelwidth=\z@%
1435 \labelsep=\z@\listparindent=\z@%
```

`ptc@verse` We enter in a `ptc@verse` environment to format the partlof. If necessary, the toc depth  
`\mtc@BBR` is forced (locally) to `partlofdepth`. A little trick is necessary to adjust the position. A  
blank line is necessary to avoid a negative indentation.

```
1436 \begin{ptc@verse}%
1437 \@ifundefined{c@lofdepth}%
1438 {}%
1439 {\c@lofdepth=\c@partlofdepth
1440 \ifnum\c@lofdepth<1\relax\c@lofdepth=1\fi}
1441 \leavevmode\\ \mtc@BBR\vskip -.5\baselineskip
```

`\plf@pgno` If the contents lines must have no numbers, we replace the macro `\@dottedtocline`  
`\@dottedtocline` with its undotted version. A hook is added, and the formatting settings coming from  
`\@undottedtocline` `\mtcsetformat` are activated via `\plf@setform`. Then the partlof file is inserted,  
`\mtc@hook@beforeinputfile` followed by a strut, and the `ptc@verse` environment is terminated.

```
\plf@setform
\@tocfile 1442 \begingroup
\mtc@strut 1443 \makeatletter
ptc@verse 1444 \@ifundefined{plf@pgno}%
1445 {\let\@dottedtocline\@undottedtocline}{}
1446 \@filesfalse\mtc@hook@beforeinputfile
1447 \plf@setform
1448 \@input{\jobname.\@tocfile}
1449 \vspace{-1ex} \vspace{-0\baselineskip}
1450 \leavevmode\mtc@strut
1451 \global\@nobreakfalse\endgroup
1452 \end{ptc@verse}%
```

`\plf@rule` The final part is just to add the bottom rule, if necessary, a possible page break (if  
`\mtc@zrule` `\chapter` is not defined), and `\afterpartlof`. The blank line (`\\`) is essential.  
`samepage`

```
\afterpartlof 1453 \kern-1.\baselineskip%
1454 \nopagebreak[4]\plf@rule\null\leavevmode\\%
1455 \vskip-1.0\baselineskip\mtc@zrule\end{samepage}%
1456 \par\@ifundefined{chapter}{\pagebreak[1]\vspace*{-1ex}}%
1457 \afterpartlof\fi}
```

### 9.49.3 The `\partlot` command

`\partlot` This command must be used after `\part` if you need a partlot (no automatic partlot). First, `\partlot@` `\partlot` detects the presence of its optional argument, and uses its default value, `d`, if it is missing. Then, `\partlot@` is called with the effective position as argument:

```
1458 \def\partlot{\ifnextchar{\\partlot@}\partlot@d}}
```

`\partlot@` The `\partlot@` macro does the real work. It first sets the flag `\if@partlot@used@` (for a coherence hint) and checks if long extensions are used or not (to create the name of the partlot file):

```
\@tocfile
\Thepart 1459 %
1460 \def\partlot@[#1]{%
1461 \global\@partlot@used@true
1462 \if@longextensions@%
1463 \def\@tocfile{plt\Thepart}%
1464 \else
1465 \def\@tocfile{U\Thepart}%
1466 \fi
```

`\mtc@CkFile` Then, we check the presence of the partlot file and give a warning if it is not here:

```
\if@mtc@FE
\@tocfile 1467 \mtc@CkFile{\jobname.\@tocfile}
1468 \if@mtc@FE
1469 \mtcPackageInfo[<I0006>]{minitoc}%
1470 {\jobname.\@tocfile\space is empty}
1471 \@mtc@empty@partlot@true
1472 \else
```

`\beforepartlot` If the partlot file is present, we can insert it, but we must add some presentation code: first, `\beforepartlot`, of course:

```
1473 \beforepartlot
```

`\mtc@markboth` If `\chapter` is defined, we just set the page marks with the partlot title and set the page style:

```
\@mkboth
\thispagepartlotstyle
\MakeUppercase 1474 \@ifundefined{chapter}{}{%
\plttitle 1475 \global\let\mtc@markboth\markboth
1476 \global\let\@mkboth\markboth
1477 \thispagepartlotstyle
1478 \mtc@markboth{\MakeUppercase{\plttitle}}{\MakeUppercase{\plttitle}}%
1479 }
```

```

\do@ptilt A samepage environment is begun, then the argument is treated to set the position of the
\e@pti partlof title. If the title string is empty, this forces the positionning.
\n@pti
\c@pti 1480 \relax\begin{samepage}%
\l@pti 1481 \if #1e\let\do@ptilt\e@pti
\r@pti 1482 \else\if #1n\let\do@ptilt\n@pti
\df@pti 1483 \else\if #1c\let\do@ptilt\c@pti
\mtc@CkStr 1484 \else\if #1l\let\do@ptilt\l@pti
\plttitle 1485 \else\if #1r\let\do@ptilt\r@pti
\if@mtc@FE 1486 \else\if #1d\let\do@ptilt\df@ptilt
samepage 1487 \fi\fi\fi\fi\fi\fi
1488 \mtc@CkStr{\plttitle}\if@mtc@FE \let\do@ptilt\e@pti\relax\fi

\raggedright We adjust some formatting parameters and avoid a page break between the title and the
\parskip partlot, then we set the font:
\pltfont
1489 \raggedright
1490 \parskip=\z@%
1491 \reset@font\pltfont%
1492 \parindent=\z@%
1493 \nopagebreak[4]%
1494 \kern-0.8\baselineskip\nopagebreak[4]%
1495 \par\noindent

\plt@rule The partlot title is set in a tabular environment (to inhibit a page break between the title
tabular and the top rule), with a rule at its bottom if necessary. This rule is an \hline. It is the
\columnwidth top rule of the partlot.
\ptifont
\do@ptilt 1496 \ifx\plt@rule\relax
\mtc@v 1497 \begin{tabular}{@{}p{\columnwidth}@{}}
\plttitle 1498 \reset@font\ptifont\do@ptilt{\mtc@v\plttitle}\\
\hline 1499 \end{tabular}%
1500 \else
1501 \begin{tabular}{@{}p{\columnwidth}@{}}
1502 \reset@font\ptifont\do@ptilt{\mtc@v\plttitle}\\ \hline
1503 \mtc@hstrut\\
1504 \end{tabular}%
1505 \fi

\mtc@zrule Then, we adjust the position under the top rule and set the indentation and some
\mtc@BBR formatting parameters:
\ptcindent
1506 \nopagebreak[4]\null\leavevmode\mtc@zrule*[-\baselineskip]\mtc@BBR
1507 \leftmargin\ptcindent
1508 \rightmargin\ptcindent
1509 \itemindent=\z@\labelwidth=\z@%
1510 \labelsep=\z@\listparindent=\z@%
```



`ptc@verse` We enter in a `ptc@verse` environment to format the parttoc. If necessary, the toc depth  
`\mtc@BBR` is forced (locally) to `partlotdepth`. A little trick is necessary to adjust the position.

```

1511 \begin{ptc@verse}%
1512 \@ifundefined{c@lotdepth}%
1513 {}%
1514 {\c@lotdepth=\c@partlotdepth
1515 \ifnum\c@lotdepth<1\relax\c@lotdepth=1\fi}
1516 \leavevmode\\mtc@BBR\vskip -.5\baselineskip

```

`\plt@pgno` If the contents lines must have no numbers, we replace the macro `\@dottedtocline`  
`\@dottedtocline` with its undotted version. A hook is added, and the formatting settings coming from  
`\@undottedtocline` `\mtcsetformat` are activated via `\plt@setform`. Then the partlot file is inserted,  
`\mtc@hook@beforeinputfile` followed by a strut, and the `ptc@verse` environment is terminated.

```

\plt@setform
\@tocfile 1517 \begingroup
\mtc@strut 1518 \makeatletter
ptc@verse 1519 \@ifundefined{plt@pgno}%
1520 {\let\@dottedtocline\@undottedtocline}{}
1521 \@filesfalse\mtc@hook@beforeinputfile
1522 \plt@setform
1523 \@input{\jobname.\@tocfile}
1524 \vspace{-1ex} \vspace{-0\baselineskip}
1525 \leavevmode\mtc@strut
1526 \global\@nobreakfalse\endgroup
1527 \end{ptc@verse}%

```

`\ptc@rule` The final part is just to add the bottom rule, if necessary, a possible page break (if  
`\mtc@zrule` `\chapter` is not defined), and `\afterpartlot`. The blank line (\\) is essential.  
`samepage`  
`\afterpartlot` 1528 \kern-1.\baselineskip%  
1529 \nopagebreak[4]\plt@rule\null\leavevmode\\%  
1530 \vskip-1.0\baselineskip\mtc@zrule\end{samepage}%  
1531 \par\@ifundefined{chapter}{\pagebreak[1]\vspace\*{-1ex}}%  
1532 \afterpartlot\fi}

## 9.50 Auxiliary commands for printing parttocs

`\@dottedtocline` The following auxiliary commands are used in the printing of parttocs. Note that  
`\l@xpart` `\l@xpart` uses a huge depth to inhibit the printing of its contents line (except if you  
`\l@pchapter` cheat). These command are similar to `\l@subsection`, only the arguments have been  
`\l@psect` altered:  
`\pchapter`  
`\psect` 1533 \def\l@xpart{\@dottedtocline{\@M}{1.0em}{2.3em}}  
1534 \def\l@pchapter{\@dottedtocline{1}{1.0em}{2.3em}}

```

1535 \def\l@psect{\@dottedtocline{2}{1.0em}{2.3em}}
1536 \def\pchapter{pchapter}
1537 \def\psect{psect}

```

## 9.51 Patching the \part command, continued

```

\sv@part We patch both branches of the \part command: \@part (unstarred \part) and \@spart
\mtc@svpart (\part*). We add the incrementation of the ptc counter to both branches. In the
\@part unstarred branch, we add xpart entries in the TOC, the LOF and the LOT. In the starred
\addtocontents branch, we add a \partbegin line in the TOC. This command is just a marker and does
\sv@spart nothing real (\relax).
\ptc@spart
\@spart 1538 \let\sv@part\mtc@svpart
\stepcounter 1539 \def\@part[#1]#2{\sv@part[{#1}]{#2}\relax
\partbegin 1540 \addcontentsline{lof}{xpart}{#1}%
\partend 1541 \addcontentsline{lot}{xpart}{#1}%
1542 \addcontentsline{toc}{xpart}{#1}%
1543 \stepcounter{ptc}}
1544 \let\sv@spart\@spart
1545 \def\@spart{\stepcounter{ptc}\sv@spart}
1546 \let\ptc@spart\@spart
1547 \def\@spart{\addtocontents{toc}{\protect\partend}\ptc@spart}
1548 \def\@spart{\addtocontents{toc}{\protect\partbegin}\ptc@spart}
1549 \let\partend\relax
1550 \let\partbegin\relax

```

## 9.52 The \doparttoc command and its siblings

```

\doparttoc The \doparttoc command works like the \dominitoc command, \dopartlof like
\dopartlof \dominilof and \dopartlot like \dominilot.
\dopartlot

```

```

\@doparttoc The \doparttoc command extracts information from the .toc file and creates the
\PTC@next .ptc(N) files (.ptc becomes .P on MS-DOS).
\setcounter
1551 \def\@doparttoc#1{%
1552 \makeatletter
1553 \setcounter{ptc}{0}%
1554 \PTC@next#1.toc\relax\\}\setcounter{ptc}{0}}%

```

`\@dopartlof` The `\dopartlof` command extracts information from the `.lof` file and creates the  
`\PLF@next` `.plf(N)` files (`.plf` becomes `.G` on MS-DOS).  
`\setcounter`

```
1555 \def\@dopartlof#1{%
1556 \makeatletter
1557 \setcounter{ptc}{0}%
1558 \PLF@next#1.lof\relax\}\setcounter{ptc}{0}}%
```

`\@dopartlot` The `\dopartlot` command extracts information from the `.lot` file and creates the  
`\PLT@next` `.plt(N)` files (`.plt` becomes `.U` on MS-DOS).  
`\setcounter`

```
1559 \def\@dopartlot#1{%
1560 \makeatletter
1561 \setcounter{ptc}{0}%
1562 \PLT@next#1.lot\relax\}\setcounter{ptc}{0}}%
```

`\doparttoc` We define the user macros, who detect the optional argument:

`\dopartlof`

```
\dopartlot 1563 \def\doparttoc{\@ifnextchar[{\doparttoc@}{\doparttoc@[1]}}
1564 \def\dopartlof{\@ifnextchar[{\dopartlof@}{\dopartlof@[1]}}
1565 \def\dopartlot{\@ifnextchar[{\dopartlot@}{\dopartlot@[1]}}
```

`\doparttoc@` We treat the optional argument of `\doparttoc` (it becomes the default position for titles  
`\if@mtc@hints@` of parttocs) and flag this macro as used; a hint detects any spurious invocation.

`\if@doparttoc@used@`

```
\@mtc@hints@given@true 1566 \def\doparttoc@[#1]{%
\df@ptitc 1567 \if@mtc@hints@
\@pti 1568 \if@doparttoc@used@
\n@pti 1569 \mtcPackageInfo[<I0045>]{minitoc(hints)}%
\c@pti 1570 {The \string\doparttoc \space command\MessageBreak
\l@pti 1571 has been invoked more than once\MessageBreak}
\r@pti 1572 \global\@mtc@hints@given@true
1573 \fi
1574 \fi
1575 \global\@doparttoc@used@true
1576 \if #1e\let\df@ptitc\@pti%
1577 \else\if #1n\let\df@ptitc\n@pti%
1578 \else\if #1c\let\df@ptitc\c@pti%
1579 \else\if #1l\let\df@ptitc\l@pti%
1580 \else\if #1r\let\df@ptitc\r@pti%
1581 \fi\fi\fi\fi\fi%
1582 \@doparttoc}
```

```

\dopartlof@ We treat the optional argument of \dopartlof (it becomes the default position for titles
\if@dopartlof@used@ of partlofs) and flag this macro as used, a hint detects any spurious invocation.
\if@mtc@hints@
\@mtc@hints@given@true 1583 \def\dopartlof@[#1]{%
\df@ptilf 1584 \if@mtc@hints@
\@e@pti 1585 \if@dopartlof@used@
\@n@pti 1586 \mtcPackageInfo[<I0045>]{minitoc(hints)}%
\@c@pti 1587 {The \string\dopartlof \space command\MessageBreak
\@l@pti 1588 has been invoked more than once\MessageBreak}
\@r@pti 1589 \global\@mtc@hints@given@true
1590 \fi
1591 \fi
1592 \global\@dopartlof@used@true
1593 \if #1e\let\df@ptilf\@e@pti%
1594 \else\if #1n\let\df@ptilf\@n@pti%
1595 \else\if #1c\let\df@ptilf\@c@pti%
1596 \else\if #1l\let\df@ptilf\@l@pti%
1597 \else\if #1r\let\df@ptilf\@r@pti%
1598 \fi\fi\fi\fi\fi%
1599 \@dopartlof}

```

```

\dopartlot@ We treat the optional argument of \dopartlot (it becomes the default position for titles
\if@mtc@hints@ of partlofs) and flag this macro as used; a hint detects any spurious invocation.
\@mtc@hints@given@true
\if@dopartlot@used@ 1600 \def\dopartlot@[#1]{%
\df@ptilt 1601 \if@mtc@hints@
\@e@pti 1602 \if@dopartlot@used@
\@n@pti 1603 \mtcPackageInfo[<I0045>]{minitoc(hints)}%
\@c@pti 1604 {The \string\dopartlot \space command\MessageBreak
\@l@pti 1605 has been invoked more than once\MessageBreak}
\@r@pti 1606 \global\@mtc@hints@given@true
1607 \fi
1608 \fi
1609 \global\@dopartlot@used@true
1610 \if #1e\let\df@ptilt\@e@pti%
1611 \else\if #1n\let\df@ptilt\@n@pti%
1612 \else\if #1c\let\df@ptilt\@c@pti%
1613 \else\if #1l\let\df@ptilt\@l@pti%
1614 \else\if #1r\let\df@ptilt\@r@pti%
1615 \fi\fi\fi\fi\fi%
1616 \@dopartlot}

```

\@@doparttoc These macros invoke the \@dopart... commands to create the mini-table file, then close the file descriptor.

\@@dopartlof

\@@dopartlot

```

\tf@mtc 1617 \def\@@doparttoc{\@doparttoc{\jobname}\immediate\closeout\tf@mtc}
1618 \def\@@dopartlof{\@dopartlof{\jobname}\immediate\closeout\tf@mtc}
1619 \def\@@dopartlot{\@dopartlot{\jobname}\immediate\closeout\tf@mtc}

```

### 9.52.1 Processing macros for the parttocs

`\PTC@next` Processing the next entry in the list and remove it from the head of the list:

`\PTC@list`

```
\PTC@loop 1620 \def\PTC@next#1\relax#2\{\%
1621 \edef\PTC@list{#2}%
1622 \PTC@loop{#1}}
```

`\PTC@toc` Check if the list is empty:

`\PTC@list`

```
\PTC@explist 1623 \def\PTC@toc{%
1624 \ifx\PTC@list\@empty\else\expandafter\PTC@explist\fi}
```

`\PTC@contentsline` The macro `\PTC@contentsline` analyses the lines read from the TOC file and detects interesting keywords. If `\part` is found, the `ptc` counter is incremented and a new partlof file is created.

`\tf@mtc`

`\ptcname` 1625 \def\PTC@contentsline#1#2#3#4{% %%HO/DV: 4 instead of 3 parameters

```
\MTC@WriteContentsLine 1626 \expandafter\ifx\csname #1\endcsname\part
1627 \stepcounter{ptc}%
1628 \if@longextensions@%
1629 \mtcPackageInfo[<I0033>]{minitoc}%
1630 {Writing\space\jobname.ptc\theptc\@gobble}%
1631 \def\ptcname{\jobname.ptc\theptc}%
1632 \else
1633 \mtcPackageInfo[<I0033>]{minitoc}%
1634 {Writing\space\jobname.P\theptc\@gobble}%
1635 \def\ptcname{\jobname.P\theptc}%
1636 \fi
1637 \immediate\closeout\tf@mtc
1638 \immediate\openout\tf@mtc=\ptcname
1639 \fi
1640 \expandafter\ifx\csname #1\endcsname\starpart\relax
1641 \stepcounter{ptc}%
```

`\if@longextensions@` We test if long or short extensions are used, to build the name of the mini-table file, then open it:

`\ptcname`

```
1642 \if@longextensions@%
1643 \mtcPackageInfo[<I0033>]{minitoc}%
1644 {Writing\space\jobname.ptc\theptc}%
1645 \def\ptcname{\jobname.ptc\theptc}%
1646 \else
1647 \mtcPackageInfo[<I0033>]{minitoc}%
1648 {Writing\space\jobname.P\theptc}%
1649 \def\ptcname{\jobname.P\theptc}%
1650 \fi
```

```

1651 \immediate\closeout\tf@mtc
1652 \immediate\openout\tf@mtc=\ptcname
1653 \fi

```

\mtc@toks The token register \mtc@toks is used to pass the entry to \MTC@WriteContentsline:

```

1654 \mtc@toks{\noexpand\leavevmode #2}%

```

\MTC@WriteContentsline Now, we filter the relevant contents lines; this code extracts and writes info for chapters, sections, etc.:

```

\chapter
\pchapter
\section 1655 \expandafter\ifx\csname #1\endcsname\chapter
\coffee 1656 \MTC@WriteContentsline{#1}{ptcC}{#3}{#4}%
\subsection 1657 \fi
\subsubsection 1658 \expandafter\ifx\csname #1\endcsname\pchapter
\paragraph 1659 \MTC@WriteContentsline{#1}{ptcC}{#3}{#4}%
\subparagraph 1660 \fi
1661 \expandafter\ifx\csname #1\endcsname\section
1662 \MTC@WriteContentsline{#1}{ptcS}{#3}{#4}%
1663 \fi
1664 \expandafter\ifx\csname #1\endcsname\coffee
1665 \MTC@WriteCoffeeline{#1}{#3}%
1666 \fi
1667 \expandafter\ifx\csname #1\endcsname\subsection
1668 \MTC@WriteContentsline{#1}{ptcSS}{#3}{#4}%
1669 \fi
1670 \expandafter\ifx\csname #1\endcsname\subsubsection
1671 \MTC@WriteContentsline{#1}{ptcSSS}{#3}{#4}%
1672 \fi
1673 \expandafter\ifx\csname #1\endcsname\paragraph
1674 \MTC@WriteContentsline{#1}{ptcP}{#3}{#4}%
1675 \fi
1676 \expandafter\ifx\csname #1\endcsname\subparagraph
1677 \MTC@WriteContentsline{#1}{ptcSP}{#3}{#4}%
1678 \fi

```

\MTC@WriteContentsline And for the starred sectionning commands:

```

\starchapter
\starsection 1679 \expandafter\ifx\csname #1\endcsname\starchapter
\starsubsection 1680 %%HO: the following line should be disabled: \stepcounter{ptc}%
\starsubsubsection 1681 \MTC@WriteContentsline{#1}{ptcC}{#3}{#4}%
\starparagraph 1682 \fi
\starsubparagraph 1683 \expandafter\ifx\csname #1\endcsname\starsection
1684 \MTC@WriteContentsline{#1}{ptcS}{#3}{#4}%
1685 \fi
1686 \expandafter\ifx\csname #1\endcsname\starsubsection
1687 \MTC@WriteContentsline{#1}{ptcSS}{#3}{#4}%
1688 \fi

```

```

1689 \expandafter\ifx\csname #1\endcsname\starsubsubsection
1690 \MTC@WriteContentsline{#1}{ptcSSS}{#3}{#4}%
1691 \fi
1692 \expandafter\ifx\csname #1\endcsname\starparagraph
1693 \MTC@WriteContentsline{#1}{ptcP}{#3}{#4}%
1694 \fi
1695 \expandafter\ifx\csname #1\endcsname\starsubparagraph
1696 \MTC@WriteContentsline{#1}{ptcSP}{#3}{#4}%
1697 \fi
1698 }

```

\PTC@explist The loop to read the lines of the TOC file; expands the list of entries and call \PTC@next to process the first one:  
 \PTC@next  
 \PTC@list

```

1699 \def\PTC@explist{\expandafter\PTC@next\PTC@list\}

```

\PTC@loop If an entry is found, loop through line by line, looking for interesting entries. Otherwise, process the next entry in the list.  
 \PTC@toc  
 \PTC@read

```

1700 \def\PTC@loop#1{\openin\@inputcheck#1\relax
1701 \ifeof\@inputcheck
1702 \mtcPackageWarning[<W0013>]{minitoc}%
1703 {No file #1\MessageBreak PARTTOCS NOT PREPARED}%
1704 \expandafter\PTC@toc
1705 \else
1706 \mtcPackageInfo[<I0025>]{minitoc}%
1707 {PREPARING PARTTOCS FROM #1}%
1708 \expandafter\PTC@read\fi}

```

\PTC@read Read the next entry of the .toc file.

\PTC@line

```

1709 \def\PTC@read{%
1710 \read\@inputcheck to\PTC@line

```

\PTC@test The ..... make sure that \PTC@test has sufficient arguments:

\PTC@line

```

1711 \expandafter\PTC@test\PTC@line.....\PTC@% %%H0: . added
1712 }%

```

\PTC@test The \PTC@test macro finds the “interesting” commands in the TOC file, mainly to delimit parts:

```

1713 %%H0/BJ: now patch \PTC@test,
1714 %%H0/BJ: call \PTC@contentsline with 4 instead of 3 parameters

```

```

\PTC@contentsline Look at the first token of the line. If it is an interesting entry, process it. If it is \@input,
\mtc@string add the file to the list. Otherwise ignore. Go around the loop if not at end of file. Finally
\PTC@list process the next file in the list.
\PTC@toc
\PTC@read 1715 \long\def\PTC@test#1#2#3#4#5#6\PTC@{% %%HO: #6 added
\partend 1716 \ifx#1\contentsline
1717 \let\mtc@string\string
1718 \PTC@contentsline{#2}{#3}{#4}{#5}%
1719 %%HO/DV: 4 instead of 3 parameters
1720 \let\mtc@string\relax
1721 \else\ifx#1\@input
1722 \edef\PTC@list{\PTC@list#2\relax}%
1723 \else\ifx#1\partend
1724 \immediate\closeout\tf@mtc
1725 \immediate\openout\tf@mtc=\jobname.mtc
1726 \else\ifx#1\partbegin
1727 \addtocounter{ptc}{-1}%
1728 \fi\fi\fi\fi
1729 \ifeof\@inputcheck\expandafter\PTC@toc
1730 \else\expandafter\PTC@read\fi}%

```

### 9.52.2 Processing macros for the partlofs

```

\PLF@next Processing the next entry in the list and remove it from the head of the list:
\PLF@list
\PLF@loop 1731 \def\PLF@next#1\relax#2\{\%
1732 \edef\PLF@list{#2}%
1733 \PLF@loop{#1}}

```

```

\PLF@lof Check if the list is empty:
\PLF@list
\PLF@explist 1734 \def\PLF@lof{%
1735 \ifx\PLF@list\@empty\else\expandafter\PLF@explist\fi}

```

```

\PLF@contentsline The macro \PLF@contentsline analyses the lines read from the LOF file and detects
\part interesting keywords. If \part is found, the ptc counter is incremented and a new partlof
\theptc file is created.
\tf@mtc
\plfname 1736 \def\PLF@contentsline#1#2#3#4{% %%HO: #4 added
\PLF@WriteContentsLine 1737 \expandafter\ifx\csname #1\endcsname\xpart
1738 \stepcounter{ptc}%

```



`\if@longextensions@` We test if long or short extensions are used, to build the name of the mini-table file, then  
`\plfname` open it:

```

1739 \if@longextensions@%
1740 \mtcPackageInfo[<I0033>]{minitoc}%
1741 {Writing\space\jobname.plf\theptc}%
1742 \def\plfname{\jobname.plf\theptc}%
1743 \else
1744 \mtcPackageInfo[<I0033>]{minitoc}%
1745 {Writing\space\jobname.G\theptc}%
1746 \def\plfname{\jobname.G\theptc}%
1747 \fi
1748 \immediate\closeout\tf@mtc
1749 \immediate\openout\tf@mtc=\plfname
1750 \fi

```

`\mtc@toks` The token register `\mtc@toks` is used to pass the entry to `\MTC@WriteContentsline`:

`\figure` Now, we filter the relevant contents lines:

```

\subfigure
\mtc@toks 1751 \expandafter\ifx\csname #1\endcsname\figure
\MTC@WriteContentsline 1752 \mtc@toks{\noexpand\leavevmode#2}%
1753 \MTC@WriteContentsline{#1}{plf}{#3}{#4}%
1754 \fi
1755 \expandafter\ifx\csname #1\endcsname\subfigure
1756 \mtc@toks{\noexpand\leavevmode#2}%
1757 \MTC@WriteContentsline{#1}{plfS}{#3}{#4}%
1758 \fi
1759 }

```

`\PLF@explist` The loop to read the lines of the LOF file; expands the list of entries and call `\PLF@next`

`\PLF@next` to process the first one:

`\PLF@list`

```

1760 \def\PLF@explist{\expandafter\PLF@next\PLF@list\}

```

`\PLF@loop` If an entry is found, loop through line by line, looking for interesting entries. Otherwise,  
`\PLF@lof` process the next entry in the list.

`\PLF@read`

```

1761 \def\PLF@loop#1{\openin\@inputcheck#1\relax
1762 \ifeof\@inputcheck
1763 \mtcPackageWarning[<W0011>]{minitoc}%
1764 {No file #1\MessageBreak PARTLOFS NOT PREPARED}%
1765 \expandafter\PLF@lof
1766 \else
1767 \mtcPackageInfo[<I0035>]{minitoc}%
1768 {PREPARING PARTLOFS FROM #1}%
1769 \expandafter\PLF@read\fi}

```

\PLF@read Read the next entry of the .lof file.

```
\PLF@line
1770 \def\PLF@read{%
1771 \read\inputcheck to\PLF@line
```

\PLF@test The . . . . make sure that \PLF@test has sufficient arguments:

```
\PLF@line
1772 \expandafter\PLF@test\PLF@line....\PLF@% %%H0: . added
1773 }%
```

\PLF@test The \PLF@test macro finds the “interesting” commands in the LOF file, mainly to delimit parts:

```
1774 %%H0/BJ: now patch \PLF@test,
1775 %%H0/BJ: call \PLF@contentsline with 4 instead of 3 parameters
```

\PLF@contentsline Look at the first token of the line. If it is an interesting entry, process it. If it is \@input, add the file to the list. Otherwise ignore. Go around the loop if not at end of file. Finally

\PLF@list process the next file in the list.

\PLF@lof

```
\PLF@read 1776 \long\def\PLF@test#1#2#3#4#5#6\PLF@{% %%H0: #6 added
\partend 1777 \ifx#1\contentsline
1778 \let\mtc@string\string
1779 \PLF@contentsline{#2}{#3}{#4}{#5}% %%H0: #4 added
1780 \let\mtc@string\relax
1781 \else\ifx#1\@input
1782 \edef\PLF@list{\PLF@list#2\relax}%
1783 \else\ifx#1\partend
1784 \immediate\closeout\tf@mtc
1785 \immediate\openout\tf@mtc=\jobname.mtc
1786 \else\ifx#1\partbegin
1787 \addtocounter{ptc}{-1}%
1788 \fi\fi\fi\fi
1789 \ifeof\@inputcheck\expandafter\PLF@lof
1790 \else\expandafter\PLF@read\fi}%
```

### 9.52.3 Processing macros for the partlots

\PLT@next Processing the next entry in the list and remove it from the head of the list:

\PLT@list

```
\PLT@loop 1791 \def\PLT@next#1\relax#2\{\%
1792 \edef\PLT@list{#2}%
1793 \PLT@loop{#1}}
```

```

\PLT@lot Check if the list is empty:
\PLT@list
\PLT@explist 1794 \def\PLT@lot{%
 1795 \ifx\PLT@list\@empty\else\expandafter\PLT@explist\fi}

```

```

\PLT@contentsline The macro \PLT@contentsline analyses the lines read from the LOT file and detects
 \part interesting keywords. If \part is found, the ptc counter is incremented and a new partlot
 \theptc file is created.
 \tf@mtc
 \plname 1796 \def\PLT@contentsline#1#2#3#4{% %%HO: #4 added
\PLT@WriteContentsLine 1797 \expandafter\ifx\csname #1\endcsname\part
 1798 \stepcounter{ptc}%

```

```

\if@longextensions@ We test if long or short extensions are used, to build the name of the mini-table file, then
\plname open it:

```

```

1799 \if@longextensions@%
1800 \mtcPackageInfo[<I0033>]{minitoc}%
1801 {Writing\space\jobname.plt\theptc}%
1802 \def\plname{\jobname.plt\theptc}%
1803 \else
1804 \mtcPackageInfo[<I0033>]{minitoc}%
1805 {Writing\space\jobname.U\theptc}%
1806 \def\plname{\jobname.U\theptc}%
1807 \fi
1808 \immediate\closeout\tf@mtc
1809 \immediate\openout\tf@mtc=\plname
1810 \fi

```

\mtc@toks The token register \mtc@toks is used to pass the entry to \MTC@WriteContentsline:

```

\table Now, we filter the relevant contents lines:
\subtable
\mtc@toks 1811 \expandafter\ifx\csname #1\endcsname\table
\MTC@WriteContentsline 1812 \mtc@toks{\noexpand\leavevmode#2}%
1813 \MTC@WriteContentsline{#1}{plt}{#3}{#4}%
1814 \fi
1815 \expandafter\ifx\csname #1\endcsname\subtable
1816 \mtc@toks{\noexpand\leavevmode#2}%
1817 \MTC@WriteContentsline{#1}{pltS}{#3}{#4}%
1818 \fi
1819 }

```

\PLT@explist The loop to read the lines of the LOT file; expands the list of entries and call \PLT@next to process the first one:  
 \PLT@next  
 \PLT@list

```
1820 \def\PLT@explist{\expandafter\PLT@next\PLT@list\}
```

\PLT@loop If an entry is found, loop through line by line, looking for interesting entries. Otherwise, process the next entry in the list.  
 \PLT@lot  
 \PLT@read

```
1821 \def\PLT@loop#1{\openin\@inputcheck#1\relax
1822 \ifeof\@inputcheck
1823 \mtcPackageWarning[<W0012>]{minitoc}%
1824 {No file #1\MessageBreak PARTLOTS NOT PREPARED}%
1825 \expandafter\PLT@lot
1826 \else
1827 \mtcPackageInfo[<I0038>]{minitoc}%
1828 {PREPARING PARTLOTS FROM #1}%
1829 \expandafter\PLT@read\fi}
```

\PLT@read Read the next entry of the .lot file.

\PLT@line

```
1830 \def\PLT@read{%
1831 \read\@inputcheck to\PLT@line
```

\PLT@test The ..... make sure that \PLT@test has sufficient arguments:

\PLT@line

```
1832 \expandafter\PLT@test\PLT@line.....\PLT@% %%H0: . added
1833 }%
```

\PLT@test The \PLT@test macro finds the “interesting” commands in the LOT file, mainly to delimit parts:

```
1834 %%H0/BJ: now patch \PLT@test,
1835 %%H0/BJ: call \PLT@contentsline with 4 instead of 3 parameters
```

\PLT@contentsline Look at the first token of the line. If it is an interesting entry, process it. If it is \@input, add the file to the list. Otherwise ignore. Go around the loop if not at end of file. Finally process the next file in the list.  
 \mtc@string  
 \PLT@list  
 \PLT@lot

\PLT@read

\partend

```
1836 \long\def\PLT@test#1#2#3#4#5#6\PLT@{% %%H0: #6 added
1837 \ifx#1\contentsline
1838 \let\mtc@string\string
1839 \PLT@contentsline{#2}{#3}{#4}{#5}% %%H0: #4 added
1840 \let\mtc@string\relax
```

```

1841 \else\ifx#1\@input
1842 \edef\PLT@list{\PLT@list#2\relax}%
1843 \else\ifx#1\partend
1844 \immediate\closeout\tf@mtc
1845 \immediate\openout\tf@mtc=\jobname.mtc
1846 \else\ifx#1\partbegin
1847 \addtocounter{ptc}{-1}%
1848 \fi\fi\fi\fi
1849 \ifeof\@inputcheck\expandafter\PLT@lot
1850 \else\expandafter\PLT@read\fi}%

```

End of the part level stuff (begun in section 9.45 on page 285):

```

1851 }%

```

### 9.53 Depth counters for sectlofs and sectlots

|                                                                               |                                                                                                                                                                                                                                                                                                                                                                                                                                                                                                                                                                                                          |
|-------------------------------------------------------------------------------|----------------------------------------------------------------------------------------------------------------------------------------------------------------------------------------------------------------------------------------------------------------------------------------------------------------------------------------------------------------------------------------------------------------------------------------------------------------------------------------------------------------------------------------------------------------------------------------------------------|
| <pre> \AtBeginDocument \c@lofdepth \c@lotdepth \newcounter \setcounter </pre> | <p>If the counters <code>lofdepth</code> and <code>lotdepth</code> are defined, we create new counters for the depths of the corresponding mini-tables: <code>sectlofdepth</code> and <code>sectlotdepth</code>. These counters are initialised to 2. This is done after the loading of the packages, in an <code>\AtBeginDocument</code> block:</p> <pre> 1852 \AtBeginDocument{% 1853   \@ifundefined{c@lofdepth}{}% 1854   {\newcounter{sectlofdepth}\setcounter{sectlofdepth}{2}}% 1855   \@ifundefined{c@lotdepth}{}% 1856   {\newcounter{sectlotdepth}\setcounter{sectlotdepth}{2}}% 1857 } </pre> |
|-------------------------------------------------------------------------------|----------------------------------------------------------------------------------------------------------------------------------------------------------------------------------------------------------------------------------------------------------------------------------------------------------------------------------------------------------------------------------------------------------------------------------------------------------------------------------------------------------------------------------------------------------------------------------------------------------|

### 9.54 Section-level commands

|                                                          |                                                                                                                                                                                          |
|----------------------------------------------------------|------------------------------------------------------------------------------------------------------------------------------------------------------------------------------------------|
| <pre> \if@mtc@chapter@undef@ \if@mtc@section@def@ </pre> | <p>The section-level commands are defined only if <code>\chapter</code> is <i>not</i> defined, hence in article-like document classes, and only if <code>\section</code> is defined:</p> |
|----------------------------------------------------------|------------------------------------------------------------------------------------------------------------------------------------------------------------------------------------------|

```

1858 \if@mtc@chapter@undef@
1859 \if@mtc@section@def@

```

|                                                                                                       |                                                                                                                                                                                                                                                                                                                                                                                                                                                                                                                                                                                                                 |
|-------------------------------------------------------------------------------------------------------|-----------------------------------------------------------------------------------------------------------------------------------------------------------------------------------------------------------------------------------------------------------------------------------------------------------------------------------------------------------------------------------------------------------------------------------------------------------------------------------------------------------------------------------------------------------------------------------------------------------------|
| <pre> \firstsectionis \adjuststc \decrementstc \incrementstc \stc@rule \stcindent \columnwidth </pre> | <p>We define the obsolete command <code>\firstsectionis</code> (with its harmless warning), the counter <code>stc</code> of <code>secttocs</code>, the <code>\adjuststc</code>, <code>\decrementstc</code> and <code>\incrementstc</code> commands, the depth counter <code>secttocdepth</code> and its default value 2 (to include at least the subsections), the horizontal rule <code>\stc@rule</code> (rule before/after <code>secttoc</code>/<code>sectlof</code>/<code>sectlot</code>), the indentation (both sides) <code>\stcindent</code> for the <code>secttocs</code> (with its default values).</p> |
|-------------------------------------------------------------------------------------------------------|-----------------------------------------------------------------------------------------------------------------------------------------------------------------------------------------------------------------------------------------------------------------------------------------------------------------------------------------------------------------------------------------------------------------------------------------------------------------------------------------------------------------------------------------------------------------------------------------------------------------|

```

1860 \def\firstsectionis#1%
1861 {\mtcPackageWarning[<W0005>]{minitoc}%
1862 {\string\firstsectionis \space is an obsolete\MessageBreak command}%
1863 \@firstsectionis@used@true}
1864 \newcounter{stc}\setcounter{stc}{0}%
1865 \newcommand{\adjuststc}[1][1]{\addtocounter{stc}{#1}}%
1866 \def\decrementstc{\addtocounter{stc}{-1}}%
1867 \def\incrementstc{\addtocounter{stc}{+1}}%
1868 \newcounter{secttocdepth}\setcounter{secttocdepth}{2}%
1869 \def\stc@rule{\rule[3\p@]{\columnwidth}{.4\p@}\vspace*{2.6\p@}}%
1870 \newlength\stcindent \stcindent=24\p@

```

## 9.55 Fonts commands for secttocs and co.

```

\stcfont We define the fonts commands for the secttocs, sectlofs and sectlots and their titles:
\stcSSfont
\stcSSSfont 1871 \def\stcfont{\small\rmfamily\upshape\mdseries} % secttoc
\stcPfont 1872 \def\stcSSfont{\small\rmfamily\upshape\bfseries} % (subsections)
\stcSPfont 1873 \let\stcSSfont\stcfont % (subsubsections)
\slffont 1874 \let\stcPfont\stcfont % (paragraphs)
\slfSfont 1875 \let\stcSPfont\stcfont % (subparagraphs)
\sltfont 1876 \let\slffont\stcfont % sectlof (figures)
\sltSfont 1877 \let\slfSfont\stcfont % sectlof (subfigures)
\stlfont 1878 \let\sltfont\stcfont % sectlot (tables)
\stlSfont 1879 \let\stlfont\stcfont % sectlot (subtables)
\stifont 1880 \def\stifont{\large\rmfamily\upshape\bfseries} % titles

```

## 9.56 Internal macros for title positioning

Some internal macros for title positioning, from the optional arguments of `\dosecttoc` and `\secttoc` commands (and siblings):

```

\l@sti Centering, flushleft, flushright or empty titles (with a vertical correction for empty titles,
\c@sti from Frank MITTELBACH):
\r@sti
\e@sti 1881 \def\c@sti#1{\null\hfill #1\hfill\null}
\n@sti 1882 \def\l@sti#1{\null #1\hfill\null}
 1883 \def\r@sti#1{\null\hfill #1\null}
 1884 \def\e@sti#1{\vspace{-\baselineskip}}
 1885 \def\n@sti#1{\vspace{-\baselineskip}}

```

```

\do@stitle By default, titles are flushleft.
\df@stitle
\do@stilf 1886 \let\do@stitle\l@sti
\df@stilf 1887 \let\df@stitle\l@sti
\do@stilt 1888 \let\do@stilf\l@sti
\df@stilt 1889 \let\df@stilf\l@sti
\l@sti 1890 \let\do@stilt\l@sti
1891 \let\df@stilt\l@sti

```

## 9.57 The stc@verse environment

`stc@verse` The `stc@verse` environment is a very simple list environment, analog to the standard `verse` environment. Some formatting parameters are adjusted. The `tight/loose` and `ifktightmtc` `k-tight/k-loose` package options are honored.

```

1892 \def\stc@verse{\let\@centercr
1893 \list{ }\itemsep\z@
1894 \itemindent \z@
1895 \listparindent \itemindent
1896 \partopsep \z@
1897 \iftightmtc \parsep \z@ \fi
1898 \ifktightmtc \parskip \z@ \fi
1899 \topsep \z@
1900 \leftmargin\stcindent
1901 \rightmargin\leftmargin}\item{}}
1902 \def\endstc@verse{\nopagebreak[4]\endlist}

```

## 9.58 The \secttoc, \sectlof, and \sectlot commands

These three commands are very similar.

### 9.58.1 The \secttoc command

`\secttoc` The `\secttoc` command must be used after `\section` if you need a `secttoc` (no automatic `secttoc`). Its code is similar to the code of `\minitoc` (but simpler). First, `\secttoc` detects the presence of its optional argument, and uses its default value, `d`, if it is missing. Then, `\secttoc@` is called with the effective position as argument:

```

1903 \def\secttoc{\@ifnextchar[{\secttoc@}{\secttoc@d}}

```

`\secttoc@` The `\secttoc@` macro does the real work. It first sets the flag `\if@secttoc@used@` (for  
`\if@secttoc@used@` a coherence hint) and checks if long extensions are used or not (to create the name of the  
`\if@longextensions@` secttoc file):

```

\@tocfile
\thestc 1904 \def\secttoc@[#1]{%
1905 \global\@secttoc@used@true
1906 \if@longextensions@%
1907 \def\@tocfile{stc\thestc}%
1908 \else
1909 \def\@tocfile{S\thestc}%
1910 \fi

```

`\mtc@CkFile` Then, we check the presence and the emptiness of the secttoc file and give a warning if it  
`\if@mtc@FE` is not here or is empty:

```

\@tocfile
1911 \mtc@CkFile{\jobname.\@tocfile}
1912 \if@mtc@FE
1913 \mtcPackageInfo[<I0006>]{minitoc}%
1914 {\jobname.\@tocfile\space is empty}
1915 \@mtc@empty@secttoc@true
1916 \else

```

`\beforesecttoc` If the secttoc file is present and not empty, we can insert it, but we must add some  
`\thispagesecttocstyle` presentation code: first, `\beforesecttoc`, of course, and the page style feature:

```

1917 \beforesecttoc
1918 \thispagesecttocstyle

```

`\do@sttc` We begin a `samepage` environment, then treat the positioning argument. If the title is  
`\e@sti` empty, we simulate the “e” positioning.  
`\n@sti`  
`\c@sti` 1919 %% \mtc@markboth{\MakeUppercase{\stctitle}}{\MakeUppercase{\stctitle}}%  
`\l@sti` 1920 \relax\begin{samepage}%  
`\r@sti` 1921 \if #1e\let\do@sttc\e@sti  
`\df@sti` 1922 \else\if #1n\let\do@sttc\n@sti  
`\mtc@CkStr` 1923 \else\if #1c\let\do@sttc\c@sti  
`\stctitle` 1924 \else\if #1l\let\do@sttc\l@sti  
`\if@mtc@FE` 1925 \else\if #1r\let\do@sttc\r@sti  
`samepage` 1926 \else\if #1d\let\do@sttc\df@sttc  
1927 \fi\fi\fi\fi\fi  
1928 \mtc@CkStr{\stctitle}\if@mtc@FE \let\do@sttc\e@sti\relax\fi

`\raggedright` We adjust some formatting parameters and avoid a page break between the title and the  
`\parskip` secttoc, then we set the font:  
`\stcfont`



```

1929 \raggedright
1930 \parskip=\z@%
1931 \reset@font\stcfont%
1932 \parindent=\z@%
1933 \nopagebreak[4]%

```

`\stc@rule` The secttoc title is set in a `tabular` environment (to inhibit a page break between the title and the top rule), with a rule at its bottom if necessary. This rule is an `\hline`. It is the top rule of the secttoc.

```

\stifont
\do@sttc 1934 \kern-0.8\baselineskip\nopagebreak[4]%
 \mtc@v 1935 \par\noindent
\stctitle 1936 \nopagebreak[4]%
 \hline 1937 \ifx\stc@rule\relax
1938 \begin{tabular}{@{}p{\columnwidth}@{}}
1939 \reset@font\stifont\do@sttc{\mtc@v\stctitle}\\
1940 \end{tabular}%
1941 \else
1942 \begin{tabular}{@{}p{\columnwidth}@{}}
1943 \reset@font\stifont\do@sttc{\mtc@v\stctitle}\\\hline
1944 \end{tabular}%
1945 \fi

```

`\mtc@zrule` Then, we adjust the position under the top rule and set the indentation and some formatting parameters:

```

\mtc@BBR
\stcindent
1946 \nopagebreak[4]\null\leavevmode\mtc@zrule\\\mtc@BBR
1947 \leftmargin\stcindent
1948 \rightmargin\stcindent
1949 \itemindent=\z@\labelwidth=\z@%
1950 \labelsep=\z@\listparindent=\z@%

```

`stc@verse` We enter in a `stc@verse` environment to format the secttoc. The toc depth is forced (locally) to `secttocdepth`. A little trick is necessary to adjust the position.

```

\c@tocdepth
\c@secttocdepth
 \mtc@BBR 1951 \begin{stc@verse}\c@tocdepth=\c@secttocdepth%
1952 \leavevmode\\\mtc@BBR\vskip -.5\baselineskip

```

`\stc@pgno` If the contents lines must have no numbers, we replace the macro `\@dottedtocline` with its undotted version. A hook is added, and the formatting settings coming from `\@undottedtocline` `\mtcsetformat` are activated via `\stc@setform`. Then the secttoc file is inserted, followed by a strut, and the `stc@verse` environment is terminated.

```

\stc@setform
 \@tocfile 1953 \begingroup
 \mtc@strut 1954 \makeatletter
 stc@verse 1955 \stc@setform%

```

```

1956 \@ifundefined{stc@pgno}%
1957 {\let\@dottedtocline\@undottedtocline}{}
1958 \@fileswfalse\mtc@hook@beforeinputfile
1959 \stc@setform%
1960 \@input{\jobname.\@tocfile}
1961 \vspace{-1ex} \vspace{-\baselineskip}
1962 \leavevmode\mtc@strut
1963 \global\@nobreakfalse\endgroup
1964 \end{stc@verse}%

```

\stc@rule The final part is just to add the bottom rule, if necessary, a possible page break and

\mtc@zrule \aftersecttoc.

samepage

```

\aftersecttoc 1965 \kern-1.\baselineskip%
1966 \nopagebreak[4]\stc@rule\null\leavevmode\\%
1967 \vskip-1.0\baselineskip\mtc@zrule\end{samepage}%
1968 \par\pagebreak[1]\vspace*{-1ex}\aftersecttoc\fi}%

```

### 9.58.2 The \sectlof command

\sectlof The \sectlof command must be used after \section if you need a sectlof (no automatic

\sectlof@ sectlof). Its code is similar to the code of \minilof (but simpler). First, \sectlof detects the presence of its optional argument, and uses its default value, d, if it is missing. Then, \sectlof@ is called with the effective position as argument:

```

1969 \def\sectlof{\@ifnextchar[{\sectlof@}{\sectlof@d}}

```

\sectlof@ The \sectlof@ macro does the real work. It first sets the flag \if@sectlof@used@ (for

\if@sectlof@used@ a coherence hint) and checks if long extensions are used or not (to create the name of the

\if@longextensions@ sectlof file):

```

\@tocfile
\thestc 1970 \def\sectlof@[#1]{%
1971 \global\@sectlof@used@true
1972 \if@longextensions@
1973 \def\@tocfile{slf\thestc}%
1974 \else
1975 \def\@tocfile{H\thestc}%
1976 \fi

```

\mtc@CkFile Then, we check the presence and the emptiness of the sectlof file and give a warning if it

\if@mtc@FE is not here or is empty:

```

\@tocfile
1977 \mtc@CkFile{\jobname.\@tocfile}
1978 \if@mtc@FE

```

```

1979 \mtcPackageInfo[<I0006>]{minitoc}%
1980 {\jobname.\@tocfile\space is empty}
1981 \@mtc@empty@sectlof@true
1982 \else

```

`\beforesectlof` If the sectlof file is present and not empty, we can insert it, but we must add some presentation code: first, `\beforesectlof`, of course, and the page style feature:

```

1983 \thispagesectlofsty
1984 % \mtc@markboth{\MakeUppercase{\slftitle}}{\MakeUppercase{\slftitle}}%
1985 \beforesectlof

```

`\do@stilf` We begin a `samepage` environment, then treat the positioning argument. If the title is empty, we simulate the “e” positioning.

```

\do@stilf
\@e@sti
\@n@sti
\@c@sti 1986 \relax\begin{samepage}%
\@l@sti 1987 \if #1e\let\do@stilf\@e@sti
\@r@sti 1988 \else\if #1n\let\do@stilf\@n@sti
\@df@sti 1989 \else\if #1c\let\do@stilf\@c@sti
\mtc@CkStr 1990 \else\if #1l\let\do@stilf\@l@sti
\slftitle 1991 \else\if #1r\let\do@stilf\@r@sti
\if@mtc@FE 1992 \else\if #1d\let\do@stilf\@df@stilf
1993 \fi\fi\fi\fi\fi
samepage 1994 \mtc@CkStr{\slftitle}\if@mtc@FE \let\do@stilf\@e@sti\relax\fi

```

`\raggedright` We adjust some formatting parameters and avoid a page break between the title and the sectlof, then we set the font:

```

\parskip
\slffont
1995 \raggedright
1996 \parskip=\z@%
1997 \reset@font\slffont%
1998 \parindent=\z@%
1999 \nopagebreak[4]%

```

`\slf@rule` The sectlof title is set in a tabular environment (to inhibit a page break between the title and the top rule), with a rule at its bottom if necessary. This rule is an `\hline`. It is the top rule of the sectlof.

```

\columnwidth
\do@stilf 2000 \kern-0.8\baselineskip\nopagebreak[4]%
\mtc@v 2001 \par\noindent
\slftitle 2002 \ifx\slf@rule\relax
\hline 2003 \begin{tabular}{@{}p{\columnwidth}@{}}
2004 \reset@font\stifont\do@stilf{\mtc@v\slftitle}\\
2005 \end{tabular}%
2006 \else
2007 \begin{tabular}{@{}p{\columnwidth}@{}}

```

```

2008 \mtc@hstrut
2009 \reset@font\stifont\do@stilf{\mtc@v\slftitle}\hline
2010 \end{tabular}%
2011 \fi

```

\mtc@zrule Then, we adjust the position under the top rule and set the indentation and some  
 \mtc@BBR formatting parameters:

```

\stcindent
2012 \nopagebreak[4]\null\leavevmode\mtc@zrule\\ \mtc@BBR
2013 \leftmargin\stcindent
2014 \rightmargin\stcindent
2015 \itemindent=\z@\labelwidth=\z@%
2016 \labelsep=\z@\listparindent=\z@%

```

stc@verse We enter in a stc@verse environment to format the sectlof. The toc depth is forced  
 \c@tocdepth (locally) to sectlofdepth. A little trick is necessary to adjust the position.  
 \c@sectlofdepth

```

\mtc@BBR 2017 \begin{stc@verse}%
2018 \ifundefined{c@lofdepth}%
2019 {}%
2020 {\c@lofdepth=\c@sectlofdepth
2021 \ifnum\c@lofdepth<1\relax\c@lofdepth=1\fi}
2022 \leavevmode\\ \mtc@BBR\vskip -.5\baselineskip

```

\slf@pgno If the contents lines must have no numbers, we replace the macro \@dottedtocline  
 \@dottedtocline with its undotted version. A hook is added, and the formatting settings coming from  
 \@undottedtocline \mtcsetformat are activated via \slf@setform. Then the sectlof file is inserted,  
 \mtc@hook@beforeinputfile followed by a strut, and the stc@verse environment is terminated.

```

\slf@setform
 \@tocfile 2023 \begingroup
\mtc@strut 2024 \makeatletter
stc@verse 2025 \ifundefined{slf@pgno}%
2026 {\let\@dottedtocline\@undottedtocline}{}
2027 \@fileswfalse\mtc@hook@beforeinputfile
2028 \slf@setform%
2029 \@input{\jobname.\@tocfile}
2030 \global\@nobreakfalse\endgroup
2031 \end{stc@verse}%

```

\stc@rule The final part is just to add the bottom rule, if necessary, a possible page break and  
 \mtc@zrule \aftersectlof. The blank line (\\) is essential.  
 samepage

```

\aftersecttoc 2032 \kern-0.\baselineskip% ABCD
2033 \nopagebreak[4]\slf@rule\null\leavevmode\\%
2034 \vskip-1.0\baselineskip\mtc@zrule\end{samepage}%
2035 \par\pagebreak[1]\vspace*{-1ex}\aftersectlof\fi}%

```

### 9.58.3 The `\sectlot` command

`\sectlot` The `\sectlot` command must be used after `\section` if you need a sectlot (no automatic sectlot). Its code is similar to the code of `\minilot` (but simpler). First, `\sectlot` detects the presence of its optional argument, and uses its default value, `d`, if it is missing. Then, `\sectlot@` is called with the effective position as argument:

```
2036 \def\sectlot{\@ifnextchar[{\sectlot@}{\sectlot@d}}
```

`\sectlot@` The `\sectlot@` macro does the real work. It first sets the flag `\if@sectlot@used@` (for a coherence hint) and checks if long extensions are used or not (to create the name of the sectlot file):

```
\@tocfile
\thetc 2037 \def\sectlot@[#1]{%
2038 \global\@sectlot@used@true
2039 \if@longextensions@%
2040 \def\@tocfile{slt\thetc}%
2041 \else
2042 \def\@tocfile{I\thetc}%
2043 \fi
```

`\mtc@CkFile` Then, we check the presence and the emptiness of the sectlot file and give a warning if it is not here or is empty:

```
\@tocfile
2044 \mtc@CkFile{\jobname.\@tocfile}
2045 \if@mtc@FE
2046 \mtcPackageInfo[<I0006>]{minitoc}%
2047 {\jobname.\@tocfile\space is empty}
2048 \@mtc@empty@sectlot@true
2049 \else
```

`\beforesectlot` If the sectlot file is present and not empty, we can insert it, but we must add some presentation code: first, `\beforesectlot`, of course, and the page style feature:

```
2050 \thispagesectlotstyle
2051 %% \mtc@markboth{\MakeUppercase{\slttitle}}{\MakeUppercase{\slttitle}}%
2052 \beforesectlot
```

```

\do@stilt We begin a samepage environment, then treat the positionning argument. If the title is
 \e@sti empty, we simulate the “e” positionning.
 \n@sti
 \c@sti 2053 \relax\begin{samepage}%
 \l@sti 2054 \if #1e\let\do@stilt\e@sti
 \r@sti 2055 \else\if #1n\let\do@stilt\n@sti
 \df@sti 2056 \else\if #1c\let\do@stilt\c@sti
\mtc@CkStr 2057 \else\if #1l\let\do@stilt\l@sti
\slttitle 2058 \else\if #1r\let\do@stilt\r@sti
\if@mtc@FE 2059 \else\if #1d\let\do@stilt\df@stilt
 samepage 2060 \fi\fi\fi\fi\fi\fi
 2061 \mtc@CkStr{\slttitle}\if@mtc@FE \let\do@stilt\e@sti\relax\fi

\raggedright We adjust some formatting parameters and avoid a page break between the title and the
 \parskip sectlot, then we set the font:
 \sltfont
 2062 \raggedright
 2063 \parskip=\z@%
 2064 \reset@font\sltfont%
 2065 \parindent=\z@%
 2066 \nepagebreak[4]%

\stc@rule The sectlot title is set in a tabular environment (to inhibit a page break between the title
 tabular and the top rule), with a rule at its bottom if necessary. This rule is an \hline. It is the
 \stifont top rule of the sectlot.
\columnrule
\do@stilt 2067 \kern-0.8\baselineskip\nepagebreak[4]%
 \mtc@v 2068 \par\noindent
\slttitle 2069 \ifx\slt@rule\relax
 \hline 2070 \begin{tabular}{@{}p{\columnwidth}@{}}
 2071 \reset@font\stifont\do@stilt{\mtc@v\slttitle}\\
 2072 \end{tabular}%
 2073 \else
 2074 \begin{tabular}{@{}p{\columnwidth}@{}}
 2075 \mtc@hstrut
 2076 \reset@font\stifont\do@stilt{\mtc@v\slttitle}\\ \hline
 2077 \end{tabular}%
 2078 \fi

\mtc@zrule Then, we adjust the position under the top rule and set the indentation and some
 \mtc@BBR formatting parameters:
\stcindent
 2079 \nepagebreak[4]\null\leavevmode\mtc@zrule\\\mtc@BBR
 2080 \leftmargin\stcindent
 2081 \rightmargin\stcindent
 2082 \itemindent=\z@\labelwidth=\z@%
 2083 \labelsep=\z@\listparindent=\z@%
```

`stc@verse` We enter in a `stc@verse` environment to format the sectlot. The toc depth is forced  
`\c@tocdepth` (locally) to `sectlotdepth`. A little trick is necessary to adjust the position.  
`\c@sectlotdepth`

```

\mtc@BBR 2084 \begin{stc@verse}%
 2085 \ifundefined{c@lotdepth}%
 2086 {}%
 2087 {\c@lotdepth=\c@sectlotdepth
 2088 \ifnum\c@lotdepth<1\relax\c@lotdepth=1\fi}
 2089 \leavevmode\\mtc@BBR\vskip -.5\baselineskip

```

`\slt@pgno` If the contents lines must have no numbers, we replace the macro `\@dottedtocline`  
`\@dottedtocline` with its undotted version. A hook is added, and the formatting settings coming from  
`\@undottedtocline` `\mtcsetformat` are activated via `\slt@setform`. Then the sectlot file is inserted,  
`\mtc@hook@beforeinputfile` followed by a strut, and the `stc@verse` environment is terminated.

```

\slt@setform
\@tocfile 2090 \begingroup
\mtc@strut 2091 \makeatletter
stc@verse 2092 \ifundefined{slt@pgno}%
 2093 {\let\@dottedtocline\@undottedtocline}{}
 2094 \gdef\thestc{\arabic{stc}}
 2095 \@filesfalse\mtc@hook@beforeinputfile
 2096 \slt@setform%
 2097 \@input{\jobname.\@tocfile}
 2098 \global\@nobreakfalse\endgroup
 2099 \end{stc@verse}%

```

`\stc@rule` The final part is just to add the bottom rule, if necessary, a possible page break and  
`\mtc@zrule` `\aftersectlot`.  
`samepage`

```

\aftersectlot 2100 \kern-0.\baselineskip% ABCD
 2101 \nopagebreak[4]\slt@rule\null\leavevmode\\%
 2102 \vskip-1.0\baselineskip\mtc@zrule\end{samepage}%
 2103 \par\pagebreak[1]\vspace*{-1ex}\aftersectlot\fi%

```

## 9.59 Auxiliary internal commands, section level

`\l@xsect` We define auxiliary commands, used for the mini-tables and as delimiters in the TOC  
`\@dottedtocline` file (and LOF and LOT files). The depth of `xsect` is huge to inhibit the printing of its  
`\l@schapter` contents line (except if you cheat).

```

\l@xsect
\l@schapter
\schapter 2104 \def\l@xsect{\@dottedtocline{\@M}{1.0em}{2.3em}}
 2105 \def\l@schapter{\@dottedtocline{1}{1.0em}{2.3em}}
 2106 \def\xsect{xsect}
 2107 \def\schapter{schapter}

```

## 9.60 Patching the \section command (continued)

\@sect We patch the both branches of the \section command: \@sect for the unstarred version and \@ssect for the starred version. First, for the unstarred version (\@sect), we add a xsect contents line in the LOF and in the LOT. The test \ifnum #2=1 restricts the action to the section level macros (because \@sect is also used by \subsection and below, which have no mini-tables).

```

2108 \let\sv@sect\@sect
2109 \gdef\@sect#1#2#3#4#5#6[#7]#8{%
2110 \ifnum #2=1\relax
2111 \addcontentsline{lof}{xsect}{#7}%
2112 \addcontentsline{lot}{xsect}{#7}%
2113 \fi
2114 \sv@sect{#1}{#2}{#3}{#4}{#5}{#6}[#7]{#8}}

```

\section If it is a section (unstarred or starred via \starsection), we add a xsect entry in the  
\starsection LOF and in the LOT.  
\addcontentsline

```

2115 \def\@sect#1#2#3#4#5#6[#7]#8{
2116 \expandafter
2117 \ifx\csname #1\endcsname\section\relax
2118 \addcontentsline{lof}{xsect}{#7}%
2119 \addcontentsline{lot}{xsect}{#7}%
2120 \fi
2121 \ifx\csname #1\endcsname\starsection\relax
2122 \addcontentsline{lof}{xsect}{#7}%
2123 \addcontentsline{lot}{xsect}{#7}%
2124 \fi

```

\@svsec And the remainder of the section header formatting:  
\refstepcounter  
\@tempskipa 2125 \ifnum #2>\c@secnumdepth\relax  
\@hangfrom 2126 \let\@svsec\@empty  
\addcontentsline 2127 \else  
\numberline 2128 \refstepcounter{#1}%  
\@svsechd 2129 \edef\@svsec{\csname the#1\endcsname\hskip 1em}%  
\@xsect 2130 \fi  
2131 \@tempskipa #5\relax  
2132 \ifdim \@tempskipa>z@  
2133 \begingroup #6\relax  
2134 \@hangfrom{\hskip #3\relax\@svsec}%  
2135 {\interlinepenalty \@M #8\par}%  
2136 \endgroup  
2137 \csname #1mark\endcsname{#7}\addcontentsline  
2138 {toc}{#1}{\ifnum #2>\c@secnumdepth\relax  
2139 \else  
2140 \protect\numberline{\csname the#1\endcsname}%



```

2141 \fi
2142 #7}%
2143 \else
2144 \def\@svsechd{#6\hskip #3\relax
2145 \@svsec #8\csname #1mark\endcsname
2146 {#7}\addcontentsline
2147 {toc}{#1}{\ifnum #2>\c@secnumdepth\relax
2148 \else
2149 \protect\numberline{\csname the#1\endcsname}
2150 \fi
2151 #7}}%
2152 \fi
2153 \@xsect{#5}}

```

\@sect Then we patch the unstarred branch (\@sect). We define also the delimiting commands \sectbegin and \sectend commands. We do not add \sectbegin if it is a subsection or deeper.

```

\stc@sect
\addtocontents 2154 \let\stc@sect\@sect
2155 \def\@sect#1#2#3#4#5#6[#7]#8{%
2156 \ifnum #2<1 \relax
2157 \addtocontents{toc}{\protect\sectbegin}
2158 \fi
2159 \stc@sect{#1}{#2}{#3}{#4}{#5}{#6}[#7]{#8}}
2160 \let\sectend\relax
2161 \let\sectbegin\relax

```

## 9.61 The \dosecttoc command and siblings

The \dosecttoc command is very similar to \dominitoc.

\dosecttoc The \dosecttoc command extracts information from the .toc file and creates the  
 \@dosecttoc .stc(N) files (.stc becomes .S on MS-DOS).  
 \STC@next

```

2162 \def\@dosecttoc#1{%
2163 \makeatletter
2164 \setcounter{stc}{0}
2165 \STC@next#1.toc\relax\\}\setcounter{stc}{0}}

```

\dosectlof The \dosectlof command extracts information from the .lof file and creates the  
 \@dosectlof .slf(N) files (.slf becomes .H on MS-DOS).  
 \SLF@next

```

2166 \def\@dosectlof#1{%
2167 \makeatletter
2168 \setcounter{stc}{0}
2169 \SLF@next#1.lof\relax\\}\setcounter{stc}{0}}

```

`\dosectlot` The `\dosectlot` command extracts information from the `.lot` file and creates the  
`\@dosectlot` `.slt(N)` files (`.slt` becomes `.V` on MS-DOS).  
`\PLT@next`

```
2170 \def\dosectlot#1{%
2171 \makeatletter
2172 \setcounter{stc}{0}
2173 \SLT@next#1.lot\relax\}\setcounter{stc}{0}}
```

`\dosecttoc` We define the user-level macros, who detect the optional argument:  
`\dosectlof`

```
\dosectlot 2174 \def\dosecttoc{\@ifnextchar[{\dosecttoc@}{\dosecttoc@[1]}}
2175 \def\dosectlof{\@ifnextchar[{\dosectlof@}{\dosectlof@[1]}}
2176 \def\dosectlot{\@ifnextchar[{\dosectlot@}{\dosectlot@[1]}}
```

`\dosecttoc@` We treat the optional argument of `\dosecttoc` (it becomes the default position for titles  
`\if@mtc@hints@` of secttocs) and flag this macro as used; a hint detects any spurious invocation.

```
\@mtc@hints@given@true
\if@dosecttoc@used@ 2177 \def\dosecttoc@[#1]{%
\df@stitle 2178 \if@mtc@hints@
\@sti 2179 \if@dosecttoc@used@
\@sti 2180 \mtcPackageInfo[<I0045>]{minitoc(hints)}%
\@sti 2181 {The \string\dosecttoc \space command\MessageBreak
\@sti 2182 has been invoked more than once\MessageBreak}
\@sti 2183 \global\@mtc@hints@given@true
\@sti 2184 \fi
2185 \fi
2186 \global\@dosecttoc@used@true
2187 \if #1e\let\df@stitle\@sti%
2188 \else\if #1n\let\df@stitle\@sti%
2189 \else\if #1c\let\df@stitle\@sti%
2190 \else\if #1l\let\df@stitle\@sti%
2191 \else\if #1r\let\df@stitle\@sti%
2192 \fi\fi\fi\fi\fi%
2193 \@dosecttoc}
```

`\dosectlof@` We treat the optional argument of `\dosectlof` (it becomes the default position for titles  
`\if@mtc@hints@` of sectlofs) and flag this macro as used; a hint detects any spurious invocation.

```
\@mtc@hints@given@true
\if@dosectlof@used@ 2194 \def\dosectlof@[#1]{%
\df@stilf 2195 \if@mtc@hints@
\@sti 2196 \if@dosectlof@used@
\@sti 2197 \mtcPackageInfo[<I0045>]{minitoc(hints)}%
\@sti 2198 {The \string\dosectlof \space command\MessageBreak
\@sti 2199 has been invoked more than once\MessageBreak}
\@sti 2200 \global\@mtc@hints@given@true
\@sti 2201 \fi
2202 \fi
2203 \global\@dosectlof@used@true
```

```

2204 \if #1e\let\df@stilf\e@sti%
2205 \else\if #1n\let\df@stilf\n@sti%
2206 \else\if #1c\let\df@stilf\c@sti%
2207 \else\if #1l\let\df@stilf\l@sti%
2208 \else\if #1r\let\df@stilf\r@sti%
2209 \fi\fi\fi\fi\fi%
2210 \@@dosectlof}

```

\dosectlot@ We treat the optional argument of \dosectlot (it becomes the default position for titles  
 \if@mtc@hints@ of sectlofs) and flag this macro as used; a hint detects any spurious invocation.  
 \@mtc@hints@given@true

```

\if@dosectlot@used@ 2211 \def\dosectlot@[#1]{%
 \df@stilt 2212 \if@mtc@hints@
 \e@sti 2213 \if@dosectlot@used@
 \n@sti 2214 \mtcPackageInfo[<I0045>]{minitoc(hints)}%
 \c@sti 2215 {The \string\dosectlot \space command\MessageBreak
 \l@sti 2216 has been invoked more than once\MessageBreak}
 \r@sti 2217 \global\@mtc@hints@given@true
 2218 \fi
 2219 \fi
 2220 \global\@dosectlot@used@true
 2221 \if #1e\let\df@stilt\e@sti%
 2222 \else\if #1n\let\df@stilt\n@sti%
 2223 \else\if #1c\let\df@stilt\c@sti%
 2224 \else\if #1l\let\df@stilt\l@sti%
 2225 \else\if #1r\let\df@stilt\r@sti%
 2226 \fi\fi\fi\fi\fi%
 2227 \@@dosectlot}

```

\@@dosecttoc These macros invoke the \@dosect... commands to create the mini-table file, then close  
 \@@dosectlof the file descriptor.  
 \@@dosectlot

```

\tf@mtc 2228 \def\@@dosecttoc{\@dosecttoc{\jobname}\immediate\closeout\tf@mtc}
2229 \def\@@dosectlof{\@dosectlof{\jobname}\immediate\closeout\tf@mtc}
2230 \def\@@dosectlot{\@dosectlot{\jobname}\immediate\closeout\tf@mtc}

```

\STC@next Processing the next entry in the list and remove it from the head of the list:

\STC@list

```

\STC@loop 2231 \def\STC@next#1\relax#2\{\%
2232 \edef\STC@list{#2}%
2233 \STC@loop{#1}}

```

\STC@toc Check if the list is empty:

\STC@list

```

\STC@explist 2234 \def\STC@toc{%
2235 \ifx\STC@list\@empty\else\expandafter\STC@explist\fi}

```

```

\STC@contentsline The macro \STC@contentsline analyses the lines read from the TOC file. If \section
\section is found, the stc counter is incremented and a new secttoc file is created.
\thestc
\tf@mtc 2236 \def\STC@contentsline#1#2#3#4{% %%H0: #4 added
\stcname 2237 \gdef\thestc{\arabic{stc}}% %%H0: space removed
\MTC@WriteContentsLine 2238 \expandafter\ifx\csname #1\endcsname\section
2239 \stepcounter{stc}%
2240 %% \def\thestc{\arabic{stc}} %% H0: removed

```

```

\if@longextensions@ We test if long or short extensions are used, to build the name of the mini-table file, then
\stcname open it:

```

```

2241 \if@longextensions@%
2242 \mtcPackageInfo[<I0033>]{minitoc}%
2243 {Writing\space\jobname.stc\thestc}%
2244 \def\stcname{\jobname.stc\thestc}%
2245 \else
2246 \mtcPackageInfo[<I0033>]{minitoc}%
2247 {Writing\space\jobname.S\thestc}%
2248 \def\stcname{\jobname.S\thestc}%
2249 \fi
2250 \immediate\closeout\tf@mtc
2251 \immediate\openout\tf@mtc=\stcname
2252 \fi

```

```

\mtc@toks Now, we filter the relevant contents lines:
\MTC@WriteCoffeeline
\MTC@WriteContentsline 2253 \mtc@toks{\noexpand\leavevmode #2}%
\coffee 2254 \expandafter\ifx\csname #1\endcsname\coffee
\subsection 2255 \MTC@WriteCoffeeline{#1}{#3}%
\subsubsection 2256 \fi
\paragraph 2257 \expandafter\ifx\csname #1\endcsname\subsection
\subparagraph 2258 \MTC@WriteContentsline{#1}{stcSS}{#3}{#4}%
2259 \fi
2260 \expandafter\ifx\csname #1\endcsname\subsubsection
2261 \MTC@WriteContentsline{#1}{stcSSS}{#3}{#4}%
2262 \fi
2263 \expandafter\ifx\csname #1\endcsname\paragraph
2264 \MTC@WriteContentsline{#1}{stcP}{#3}{#4}%
2265 \fi
2266 \expandafter\ifx\csname #1\endcsname\subparagraph
2267 \MTC@WriteContentsline{#1}{stcSP}{#3}{#4}%
2268 \fi

```

```

\starsection A starred section terminates the current section and creates a new secttoc file:
\stepcounter
\thestc 2269 \ifx\csname #1\endcsname\starsection
\arabic 2270 \stepcounter{stc}%
\if@longextensions@
\stcname
\closeout
\openout

```

```

2271 \gdef\thetc{\arabic{stc}}
2272 \if@longextensions@%
2273 \mtcPackageInfo[<I0033>]{minitoc}%
2274 {Writing\space\jobname.stc\thetc}%
2275 \def\stcname{\jobname.stc\thetc}%
2276 \else
2277 \mtcPackageInfo[<I0033>]{minitoc}%
2278 {Writing\space\jobname.S\thetc}%
2279 \def\stcname{\jobname.S\thetc}%
2280 \fi
2281 \immediate\closeout\tf@mtc
2282 \immediate\openout\tf@mtc=\stcname
2283 \fi

```

\MTC@WriteContentsline We process the entries for starred sectionning commands:

```

\starsubsection
\starsubsubsection 2284 \expandafter\ifx\csname #1\endcsname\starsubsection
\starparagraph 2285 \MTC@WriteContentsline{#1}{stcSS}{#3}{#4}%
\starsubparagraph 2286 \fi
2287 \expandafter\ifx\csname #1\endcsname\starsubsubsection
2288 \MTC@WriteContentsline{#1}{stcSSS}{#3}{#4}%
2289 \fi
2290 \expandafter\ifx\csname #1\endcsname\starparagraph
2291 \MTC@WriteContentsline{#1}{stcP}{#3}{#4}%
2292 \fi
2293 \expandafter\ifx\csname #1\endcsname\starsubparagraph
2294 \MTC@WriteContentsline{#1}{stcSP}{#3}{#4}%
2295 \fi
2296 }

```

\STC@explist The loop to read the lines of the TOC file; expands the list of entries and call \STC@next to process the first one.

```

\STC@next
\STC@list
2297 \def\STC@explist{\expandafter\STC@next\STC@list\}

```

\STC@loop If an entry is found, loop through line by line, looking for interesting entries. Otherwise, process the next entry in the list.

```

\STC@read
2298 \def\STC@loop#1{\openin@inputcheck#1\relax
2299 \ifeof@inputcheck
2300 \mtcPackageWarning[<W0016>]{minitoc}%
2301 {No file #1\MessageBreak SECTOCS NOT PREPARED}%
2302 \expandafter\STC@toc
2303 \else
2304 \mtcPackageInfo[<I0026>]{minitoc}%
2305 {PREPARING SECTOCS FROM #1}%
2306 \expandafter\STC@read\fi}

```

\STC@read Read the next entry of the .toc file.

```
\STC@line
2307 \def\STC@read{%
2308 \read\@inputcheck to\STC@line
```

\STC@test The ..... make sure that \STC@test has sufficient arguments:

```
\STC@line
2309 \expandafter\STC@test\STC@line.....\STC@% %%H0: . added
2310 }%
```

\STC@test The \STC@test macro finds the “interesting” commands in the TOC file, mainly to  
\STC@contentsline delimit sections;

```
\mtc@string
\STC@list 2311 \long\def\STC@test#1#2#3#4#5#6\STC@{% %%H0: #6 added
\STC@toc 2312 \ifx#1\contentsline
\STC@read 2313 \let\mtc@string\string
\sectend 2314 \STC@contentsline{#2}{#3}{#4}{#5}% %%H0: #4 added
\sectbegin 2315 \let\mtc@string\relax
2316 \else\ifx#1\@input
2317 \edef\STC@list{\STC@list#2\relax}%
2318 \else\ifx#1\sectend
2319 \immediate\closeout\tf@mtc
2320 \immediate\openout\tf@mtc=\jobname.mtc
2321 \else\ifx#1\sectbegin
2322 \addtocounter{stc}{-1}%
2323 \fi\fi\fi\fi
2324 \ifeof\@inputcheck\expandafter\STC@toc
2325 \else\expandafter\STC@read\fi}%
```

\SLF@next Processing the next entry in the list and remove it from the head of the list:

```
\SLF@list
\SLF@loop 2326 \def\SLF@next#1\relax#2\{\%
2327 \edef\SLF@list{#2}%
2328 \SLF@loop{#1}}
```

\SLF@lof Check if the list is empty:

```
\SLF@list
\SLF@explist 2329 \def\SLF@lof{%
2330 \ifx\SLF@list\@empty\else\expandafter\SLF@explist\fi}
```

\SLF@contentsline The macro \SLF@contentsline analyses the lines read from the LOF file. If \section  
\section is found, the stc counter is incremented and a new sectlof file is created.

```
\thestc
\tf@mtc 2331 \def\SLF@contentsline#1#2#3#4{% %%H0: #4 added
\slfname
```

\MTC@WriteContentsLine

```

2332 \gdef\thestc{\arabic{stc}}% %%H0: space removed
2333 \expandafter\ifx\csname #1\endcsname\xsect
2334 \stepcounter{stc}%
2335 %% \gdef\thestc{\arabic{stc}} %%H0: removed

```

`\if@longextensions@` We test if long or short extensions are used, to build the name of the mini-table file, then  
`\slfname` open it:

```

2336 \if@longextensions@%
2337 \mtcPackageInfo[<I0033>]{minitoc}%
2338 {Writing\space\jobname.slf\thestc}%
2339 \def\slfname{\jobname.slf\thestc}%
2340 \else
2341 \mtcPackageInfo[<I0033>]{minitoc}%
2342 {Writing\space\jobname.H\thestc}%
2343 \def\slfname{\jobname.H\thestc}%
2344 \fi
2345 \immediate\closeout\tf@mtc
2346 \immediate\openout\tf@mtc=\slfname
2347 \fi

```

`\mtc@toks` Now, we filter the relevant contents lines:

```

\MTc@WriteContentsline
\figure 2348 \mtc@toks{\noexpand\leavevmode #2}%
\subfigure 2349 \expandafter\ifx\csname #1\endcsname\figure
2350 \MTc@WriteContentsline{#1}{slf}{#3}{#4}%
2351 \fi
2352 \expandafter\ifx\csname #1\endcsname\subfigure
2353 \MTc@WriteContentsline{#1}{slfS}{#3}{#4}%
2354 \fi
2355 }

```

`\SLF@explist` The loop to read the lines of the LOF file; expands the list of entries and call `\SLF@next`  
`\SLF@next` to process the first one.

`\SLF@list`

```

2356 \def\SLF@explist{\expandafter\SLF@next\SLF@list\}

```

`\SLF@loop` If an entry is found, loop through line by line, looking for interesting entries. Otherwise,  
`\SLF@lof` process the next entry in the list.

`\SLF@read`

```

2357 \def\SLF@loop#1{\openin\@inputcheck#1\relax
2358 \ifeof\@inputcheck
2359 \mtcPackageWarning[<W0014>]{minitoc}%
2360 {No file #1\MessageBreak SECTLOFS NOT PREPARED}%
2361 \expandafter\SLF@lof
2362 \else

```

```

2363 \mtcPackageInfo[<I0036>]{minitoc}%
2364 {PREPARING SECTLOFS FROM #1}%
2365 \expandafter\SLF@read\fi}

```

Read the next entry of the .lof file.

\SLF@read The . . . . . make sure that \SLF@test has sufficient arguments:

\SLF@test

```

\SLF@line 2366 \def\SLF@read{%
2367 \read\@inputcheck to\SLF@line
2368 \expandafter\SLF@test\SLF@line. . . . \SLF@% %%H0: . added
2369 }%

```

\SLF@test The \SLF@test macro finds the “interesting” commands in the LOF file, mainly to  
\SLF@contentsline delimit sections;

```

\mtc@string
\SLF@list 2370 \long\def\SLF@test#1#2#3#4#5#6\SLF@{% %%H0: #6 added
\SLF@lof 2371 \ifx#1\contentsline
\SLF@read 2372 \let\mtc@string\string
\sectend 2373 \SLF@contentsline{#2}{#3}{#4}{#5}% %%H0: #4 added
\sectbegin 2374 \let\mtc@string\relax
2375 \else\ifx#1\@input
2376 \edef\SLF@list{\SLF@list#2\relax}%
2377 \else\ifx#1\sectend
2378 \immediate\closeout\tf@mtc
2379 \immediate\openout\tf@mtc=\jobname.mtc
2380 \else\ifx#1\sectbegin
2381 \addtocounter{stc}{-1}%
2382 \fi\fi\fi\fi
2383 \ifeof\@inputcheck\expandafter\SLF@lof
2384 \else\expandafter\SLF@read\fi}%

```

\SLT@next Processing the next entry in the list and remove it from the head of the list:

\SLT@list

```

\SLT@loop 2385 \def\SLT@next#1\relax#2\{\%
2386 \edef\SLT@list{#2}%
2387 \SLT@loop{#1}}

```

\SLT@lot Check if the list is empty:

\SLT@list

```

\SLT@explist 2388 \def\SLT@lot{%
2389 \ifx\SLT@list\@empty\else\expandafter\SLT@explist\fi}

```



```

\SLT@contentsline The macro \SLT@contentsline analyses the lines read from the LOT file. If \section
\section is found, the stc counter is incremented and a new sectlot file is created.
\thestc
\tf@mtc 2390 \def\SLT@contentsline#1#2#3#4{% %%H0: #4 added
\sltname 2391 \gdef\thestc{\arabic{stc}}% %%H0: space removed
\MTC@WriteContentsLine 2392 \expandafter\ifx\csname #1\endcsname\xsect
2393 \stepcounter{stc}%
2394 %% \gdef\thestc{\arabic{stc}} %%H0: removed

```

```

\if@longextensions@ We test if long or short extensions are used, to build the name of the mini-table file, then
\sltname open it:

```

```

2395 \if@longextensions@%
2396 \mtcPackageInfo[<I0033>]{minitoc}%
2397 {Writing\space\jobname.slt\thestc}%
2398 \def\sltname{\jobname.slt\thestc}%
2399 \else
2400 \mtcPackageInfo[<I0033>]{minitoc}%
2401 {Writing\space\jobname.V\thestc}%
2402 \def\sltname{\jobname.V\thestc}%
2403 \fi
2404 \immediate\closeout\tf@mtc
2405 \immediate\openout\tf@mtc=\sltname
2406 \fi

```

```

\mtc@toks Now, we filter the relevant contents lines:
\MTC@WriteContentsline
\table 2407 \mtc@toks{\noexpand\leavevmode #2}%
\subtable 2408 \expandafter\ifx\csname #1\endcsname\table
2409 \MTC@WriteContentsline{#1}{slt}{#3}{#4}%
2410 \fi
2411 \expandafter\ifx\csname #1\endcsname\subtable
2412 \MTC@WriteContentsline{#1}{sltS}{#3}{#4}%
2413 \fi
2414 }

```

```

\SLT@explist The loop to read the lines of the LOT file; expands the list of entries and call \SLT@next
\SLT@next to process the first one.
\SLT@list
2415 \def\SLT@explist{\expandafter\SLT@next\SLT@list\}

```

```

\SLT@loop If an entry is found, loop through line by line, looking for interesting entries. Otherwise,
\SLT@lot process the next entry in the list.
\SLT@read
2416 \def\SLT@loop#1{\openin\@inputcheck#1\relax
2417 \ifeof\@inputcheck

```

```

2418 \mtcPackageWarning[<W0015>]{minitoc}%
2419 {No file #1\MessageBreak SECTLOTS NOT PREPARED}%
2420 \expandafter\SLT@lot
2421 \else
2422 \mtcPackageInfo[<I0039>]{minitoc}%
2423 {PREPARING SECTLOTS FROM #1}%
2424 \expandafter\SLT@read\fi}

```

Read the next entry of the .lot file.

\SLT@read The . . . . . make sure that \SLT@test has sufficient arguments:

\SLT@test

```

\SLT@line 2425 \def\SLT@read{%
2426 \read\@inputcheck to\SLT@line
2427 \expandafter\SLT@test\SLT@line. . . . \SLT@ %%H0: . added
2428 }%

```

\SLT@test The \SLT@test macro finds the “interesting” commands in the LOT file, mainly to  
\SLT@contentsline delimit sections;

```

\mtc@string
\SLT@list 2429 \long\def\SLT@test#1#2#3#4#5#6\SLT@{% %%H0: #6 added
\SLT@lot 2430 \ifx#1\contentsline
\SLT@read 2431 \let\mtc@string\string
\sectend 2432 \SLT@contentsline{#2}{#3}{#4}{#5}% %%H0: #4 added
\sectbegin 2433 \let\mtc@string\relax
2434 \else\ifx#1\@input
2435 \edef\SLT@list{\SLT@list#2\relax}%
2436 \else\ifx#1\sectend
2437 \immediate\closeout\tf@mtc
2438 \immediate\openout\tf@mtc=\jobname.mtc
2439 \else\ifx#1\sectbegin
2440 \addtocounter{stc}{-1}%
2441 \fi\fi\fi\fi
2442 \ifeof\@inputcheck\expandafter\SLT@lot
2443 \else\expandafter\SLT@read\fi}%

```

## 9.62 End of section-level commands

We terminate the *else* branch of the test \@ifundefined{section}, the *true* branch of the test \@ifundefined{chapter} and add an empty *else* branch to the test \@ifundefined{chapter}:

```

2444 \fi% end of \if@mtc@section@def@
2445 \fi% end of \if@mtc@chapter@undef@

```

## 9.63 The `\mtcprepare` command

`\mtcprepare` This command tests the availability of the `\do...` minitoc preparation commands and of the contents files, then calls as much as possible of these preparation commands. A hint is given.

`\@ifundefined`

```

\IfFileExists 2446 \def\mtcprepare{\@ifnextchar[{\mtcprepare@}{\mtcprepare@[1]}}%
 \jobname 2447 \def\mtcprepare@[#1]{%
 \doparttoc 2448 \@ifundefined{part}{}{%
 \dopartlof 2449 \IfFileExists{\jobname.toc}{\doparttoc[#1]}{}%
 \dopartlot 2450 \IfFileExists{\jobname.lof}{\dopartlof[#1]}{}%
 \dominitoc 2451 \IfFileExists{\jobname.lot}{\dopartlot[#1]}{}%
 \dominilof 2452 }%
 \dominilot 2453 \@ifundefined{chapter}{}%
 \dosecttoc 2454 \@ifundefined{section}{}%
 \dosectlof 2455 {%
 \dosectlot 2456 \IfFileExists{\jobname.toc}{\dosecttoc[#1]}{}%
 \dosectlot 2457 \IfFileExists{\jobname.lof}{\dosectlof[#1]}{}%
 \mtcPackageInfo 2458 \IfFileExists{\jobname.lot}{\dosectlot[#1]}{}%
 2459 }%
 2460 }{}%
 2461 \IfFileExists{\jobname.toc}{\dominitoc[#1]}{}%
 2462 \IfFileExists{\jobname.lof}{\dominilof[#1]}{}%
 2463 \IfFileExists{\jobname.lot}{\dominilot[#1]}{}%
 2464 }%
 2465 \if@mtc@hints@
 2466 \@mtc@hints@given@true
 2467 \mtcPackageInfo[<I0048>]{minitoc(hints)}%
 2468 {Using \string\mtcprepare\space may induce some\MessageBreak
 2469 hints about the preparation commands,\MessageBreak
 2470 because it invokes ALL the preparation\MessageBreak
 2471 commands allowed by the document class,\MessageBreak
 2472 without any previous check.\MessageBreak}%
 2473 \fi
 2474 }

```

## 9.64 Necessary `\l@...` commands

`\l@listof` Some `\l@...` commands (analog to `\l@section` or `\l@paragraph`) are required to format some entries in the mini-tables, for starred sectioning commands essentially:

`\l@starp`

`\l@starchapter`

`\l@starsection` 2475 \@ifundefined{section}{}{\let\l@listof\l@section}

`\l@starsubsection` 2476 \@ifundefined{chapter}{}{\let\l@listof\l@chapter}

`\l@starsubsubsection` 2477 \@ifundefined{part}{}{\let\l@starp\l@part}

`\l@starparagraph` 2478 \@ifundefined{chapter}{}{\let\l@starchapter\l@chapter}

`\l@starsubparagraph` 2479 \@ifundefined{section}{}{\let\l@starsection\l@section}

2480 \@ifundefined{subsection}{}{\let\l@starsubsection\l@subsection}

2481 \@ifundefined{subsubsection}{}{\let\l@starsubsubsection\l@subsubsection}

```

2482 \@ifundefined{paragraph}{}{\let\l@starparagraph\l@paragraph}
2483 \@ifundefined{subparagraph}{}{\let\l@starsubparagraph\l@subparagraph}

```

## 9.65 The horizontal rules and their default values

```

\noptcrule We define here the various commands to activate ou inhibit the horizontal rules in
\nomtcrule the various kinds of mini-tables. Each such command is an indirect definition of the
\nostcrule corresponding horizontal rule. The rules are .4 pt high horizontal rules.
\ptcrule
\mtcrule 2484 \def\noptcrule{\let\ptc@rule\relax}
\stcrule 2485 \def\nomtcrule{\let\mtc@rule\relax}
\noplfrule 2486 \def\nostcrule{\let\stc@rule\relax}
\nomlfrule 2487 \def\ptc@rule{\def\ptc@rule{\kern-3\p@ \hrule width \columnwidth \kern2.6\p@}}
\noslfrule 2488 \def\mtc@rule{\def\mtc@rule{\kern-3\p@ \hrule width \columnwidth \kern2.6\p@}}
\plfrule 2489 \def\stc@rule{\def\stc@rule{\kern-3\p@ \hrule width \columnwidth \kern2.6\p@}}
\mlfrule 2490 \def\ptc@rule{\rule[3\p@]{\columnwidth}{.4\p@}\vspace*{2.6\p@}}
\slfrule 2491 \def\mtc@rule{\rule[3\p@]{\columnwidth}{.4\p@}\vspace*{2.6\p@}}
\nopltrule 2492 \def\stc@rule{\rule[3\p@]{\columnwidth}{.4\p@}\vspace*{2.6\p@}}
\nomltrule
\nosltrule 2493 \def\noplfrule{\let\plf@rule\relax}
\pltrule 2494 \def\nomlfrule{\let\mlf@rule\relax}
\mltrule 2495 \def\noslfrule{\let\slf@rule\relax}
\sltrule 2496 \def\plfrule{\def\plf@rule{\kern-3\p@ \hrule width \columnwidth \kern2.6\p@}}
\columnwidth 2497 \def\mlfrule{\def\mlf@rule{\kern-3\p@ \hrule width \columnwidth \kern2.6\p@}}
2498 \def\slfrule{\def\slf@rule{\kern-3\p@ \hrule width \columnwidth \kern2.6\p@}}
2499 \def\plf@rule{\rule[3\p@]{\columnwidth}{.4\p@}\vspace*{2.6\p@}}
2500 \def\mlf@rule{\rule[3\p@]{\columnwidth}{.4\p@}\vspace*{2.6\p@}}
2501 \def\slf@rule{\rule[3\p@]{\columnwidth}{.4\p@}\vspace*{2.6\p@}}

2502 \def\nopltrule{\let\plt@rule\relax}
2503 \def\nomltrule{\let\mlt@rule\relax}
2504 \def\nosltrule{\let\slt@rule\relax}
2505 \def\pltrule{\def\plt@rule{\kern-3\p@ \hrule width \columnwidth \kern2.6\p@}}
2506 \def\mltrule{\def\mlt@rule{\kern-3\p@ \hrule width \columnwidth \kern2.6\p@}}
2507 \def\sltrule{\def\slt@rule{\kern-3\p@ \hrule width \columnwidth \kern2.6\p@}}
2508 \def\plt@rule{\rule[3\p@]{\columnwidth}{.4\p@}\vspace*{2.6\p@}}
2509 \def\mlt@rule{\rule[3\p@]{\columnwidth}{.4\p@}\vspace*{2.6\p@}}
2510 \def\slt@rule{\rule[3\p@]{\columnwidth}{.4\p@}\vspace*{2.6\p@}}

```

## 9.66 The \mtcset... commands

These commands <sup>7</sup> have been introduced to build a nicer user interface, and each of them replaces numerous user commands, offering a rather unified and logical syntax.

<sup>7</sup> The general concept of the \mtcset... commands was proposed by Benjamin BAYART.

### 9.66.1 Keywords for the `\mtcset...` commands

`\@namedef` We define some common keywords for the `\mtcset...` commands. A keyword is created via the `\@namedef – \@nameuse` mechanism the following way:

```
\@namedef{mtc@family@name}{abbreviation}
```

where *family* is the name of a group of keywords relative to one or several `\mtcset...` macros, *name* is the keyword that the user gives as argument to the `\mtcset...` macro, and *abbreviation* is a string used to build the name of the macro effectively used. As some `\mtcset...` macros have several keyword parameters, this method can reduce the number of macros at the user level, at the cost of few keyword families.

`\@namedef` We define a family (typetable) of keywords for the types of mini-tables:

```
2511 \@namedef{mtc@typetable@parttoc}{ptc}\def\mtc@typetable@parttoc{ptc}
2512 \@namedef{mtc@typetable@partlof}{plf}\def\mtc@typetable@partlof{plf}
2513 \@namedef{mtc@typetable@partlot}{plt}\def\mtc@typetable@partlot{plt}
2514 \@namedef{mtc@typetable@minitoc}{mtc}\def\mtc@typetable@minitoc{mtc}
2515 \@namedef{mtc@typetable@minilof}{mlf}\def\mtc@typetable@minilof{mlf}
2516 \@namedef{mtc@typetable@minilot}{mlt}\def\mtc@typetable@minilot{mlt}
2517 \@namedef{mtc@typetable@secttoc}{stc}\def\mtc@typetable@secttoc{stc}
2518 \@namedef{mtc@typetable@sectlof}{slf}\def\mtc@typetable@sectlof{slf}
2519 \@namedef{mtc@typetable@sectlot}{slt}\def\mtc@typetable@sectlot{slt}
```

`\@namedef` Then another family (typetitle) for the titles of the mini-tables:

```
2520 \@namedef{mtc@typetitle@parttoc}{pti}\def\mtc@typetitle@parttoc{pti}
2521 \@namedef{mtc@typetitle@partlof}{pti}\def\mtc@typetitle@partlof{pti}
2522 \@namedef{mtc@typetitle@partlot}{pti}\def\mtc@typetitle@partlot{pti}
2523 \@namedef{mtc@typetitle@minitoc}{mti}\def\mtc@typetitle@minitoc{mti}
2524 \@namedef{mtc@typetitle@minilof}{mti}\def\mtc@typetitle@minilof{mti}
2525 \@namedef{mtc@typetitle@minilot}{mti}\def\mtc@typetitle@minilot{mti}
2526 \@namedef{mtc@typetitle@secttoc}{sti}\def\mtc@typetitle@secttoc{sti}
2527 \@namedef{mtc@typetitle@sectlof}{sti}\def\mtc@typetitle@sectlof{sti}
2528 \@namedef{mtc@typetitle@sectlot}{sti}\def\mtc@typetitle@sectlot{sti}
```

`\@namedef` We define a family (YN) of keywords to recognize the keywords “off” and “on”, with their many synonyms<sup>8</sup> and meaning false or true:

```
2529 \@namedef{mtc@YN@off}{no}\def\mtc@YN@off{no}
2530 \@namedef{mtc@YN@OFF}{no}\def\mtc@YN@OFF{no}
```

<sup>8</sup> This (deliberately extreme) case shows the easyness for creating synonyms of frequently used keywords. Note also that when a keyword contains a non-letter character, we must use a hack with `\expandafter \csname ... \endcsname`.

```

2531 \@namedef{mtc@YN@no}{no}\def\mtc@YN@no{no}
2532 \@namedef{mtc@YN@NO}{no}\def\mtc@YN@NO{no}
2533 \@namedef{mtc@YN@n}{no}\def\mtc@YN@n{no}
2534 \@namedef{mtc@YN@N}{no}\def\mtc@YN@N{no}
2535 \@namedef{mtc@YN@false}{no}\def\mtc@YN@false{no}
2536 \@namedef{mtc@YN@FALSE}{no}\def\mtc@YN@FALSE{no}
2537 \@namedef{mtc@YN@faux}{no}\def\mtc@YN@faux{no}
2538 \@namedef{mtc@YN@FAUX}{no}\def\mtc@YN@FAUX{no}
2539 \@namedef{mtc@YN@f}{no}\def\mtc@YN@f{no}
2540 \@namedef{mtc@YN@F}{no}\def\mtc@YN@F{no}
2541 \@namedef{mtc@YN@NON}{no}\def\mtc@YN@NON{no}
2542 \@namedef{mtc@YN@non}{no}\def\mtc@YN@non{no}
2543 \@namedef{mtc@YN@0}{no}\expandafter\def\csname mtc@YN@0\endcsname{no}
2544 \@namedef{mtc@YN@on}{no}\def\mtc@YN@on{no}
2545 \@namedef{mtc@YN@ON}{no}\def\mtc@YN@ON{no}
2546 \@namedef{mtc@YN@yes}{no}\def\mtc@YN@yes{no}
2547 \@namedef{mtc@YN@YES}{no}\def\mtc@YN@YES{no}
2548 \@namedef{mtc@YN@y}{no}\def\mtc@YN@y{no}
2549 \@namedef{mtc@YN@Y}{no}\def\mtc@YN@Y{no}
2550 \@namedef{mtc@YN@true}{no}\def\mtc@YN@true{no}
2551 \@namedef{mtc@YN@TRUE}{no}\def\mtc@YN@TRUE{no}
2552 \@namedef{mtc@YN@t}{no}\def\mtc@YN@t{no}
2553 \@namedef{mtc@YN@T}{no}\def\mtc@YN@T{no}
2554 \@namedef{mtc@YN@vrai}{no}\def\mtc@YN@vrai{no}
2555 \@namedef{mtc@YN@VRAI}{no}\def\mtc@YN@VRAI{no}
2556 \@namedef{mtc@YN@v}{no}\def\mtc@YN@v{no}
2557 \@namedef{mtc@YN@V}{no}\def\mtc@YN@TRUEV
2558 \@namedef{mtc@YN@OUI}{no}\def\mtc@YN@OUI{no}
2559 \@namedef{mtc@YN@oui}{no}\def\mtc@YN@oui{no}
2560 \@namedef{mtc@YN@O}{no}\def\mtc@YN@O{no}
2561 \@namedef{mtc@YN@o}{no}\def\mtc@YN@o{no}
2562 \@namedef{mtc@YN@1}{no}\expandafter\def\csname mtc@YN@1\endcsname{no}

```

## 9.66.2 The \mtcsetfont command

`\@namedef` We define the sectionning level keywords (note that part is not a member of this family (sectlevel), because no contents line for a part can appear in a mini-table, part being the highest sectionning level); “\*” represents “any level”, and is used to set the global default font for a given kind of mini-table.

```

2563 \@namedef{mtc@sectlevel@chapter}{C}\def\mtc@sectlevel@chapter{C}
2564 \@namedef{mtc@sectlevel@section}{S}\def\mtc@sectlevel@section{S}
2565 \@namedef{mtc@sectlevel@subsection}{SS}\def\mtc@sectlevel@subsection{SS}
2566 \@namedef{mtc@sectlevel@subsubsection}{SSS}\def\mtc@sectlevel@subsubsection{SSS}
2567 \@namedef{mtc@sectlevel@paragraph}{P}\def\mtc@sectlevel@paragraph{P}
2568 \@namedef{mtc@sectlevel@subparagraph}{SP}\def\mtc@sectlevel@subparagraph{SP}
2569 \@namedef{mtc@sectlevel@*}{*}\expandafter\def\csname mtc@sectlevel@*\endcsname{*}
2570 \@namedef{mtc@sectlevel@figure}{F}\def\mtc@sectlevel@figure{F}
2571 \@namedef{mtc@sectlevel@table}{T}\def\mtc@sectlevel@table{T}
2572 \@namedef{mtc@sectlevel@subfigure}{SF}\def\mtc@sectlevel@subfigure{SF}
2573 \@namedef{mtc@sectlevel@subtable}{ST}\def\mtc@sectlevel@subtable{ST}

```

`\mtcsetfont` The `\mtcsetfont` command has the following syntax:

```
\mtcsetfont{mini-table}{level-name}{font commands}
```

The *mini-table* type is a keyword like `minitoc`, the *level-name* is a sectioning level like `subsection` (no backslash). The *font commands* are a font specification, using NFSS [138] basic commands usually.

`\if@mtc@setfont@` First, we declare a flag, set true:

```
2574 \newif\if@mtc@setfont@\@mtc@setfont@true
```

`\mtcsetfont` Then, we begin the command, which has three arguments:

```
2575 \newcommand{\mtcsetfont}[3]{%
```

`\mtc@mta@abbrev` The two first arguments of this command are keywords. They must be translated into the effective strings. We process the first argument, a keyword from the `typetable` family.  
`\if@mtc@setfont@`  
`\@nameuse` The result is stored in `\mtc@mta@abbrev`. Example: if #1 is `minitoc`, we get `mtc`.

```
2576 \def\mtc@mta@abbrev{X}
2577 \@mtc@setfont@true
2578 \expandafter\ifx\csname mtc@typetable@#1\endcsname\relax
2579 \@mtc@setfont@false
2580 \def\mtc@mta@abbrev{X}
2581 \mtcPackageError[<E0013>]{minitoc}%
2582 {\string\mtcsetfont \space has a wrong first argument
2583 \MessageBreak
2584 (#1).
2585 \MessageBreak
2586 It should be a mini-table type
2587 \MessageBreak
2588 (parttoc...sectlot)}%
2589 {Correct the source code.\MessageBreak
2590 Type <return> and rerun LaTeX}
2591 \else
2592 \edef\mtc@mta@abbrev{\@nameuse{mtc@typetable@#1}}
2593 \fi
```

`\mtc@level@abbrev` The second argument, a keyword from the family `sectlevel`, is processed the same way  
`\if@mtc@setfont@` and the result is stored into `\mtc@level@abbrev`. Example: if #2 is the `subparagraph`  
`\@nameuse` keyword, we get `SP`.

```
2594 \def\mtc@level@abbrev{X}
2595 \expandafter\ifx\csname mtc@sectlevel@#2\endcsname\relax
```

```

2596 \@mtc@setfont@false
2597 \def\mtc@level@abbrev{X}
2598 \mtcPackageError[<E0014>]{minitoc}%
2599 {\string\mtcsetfont \space has a wrong second argument
2600 \MessageBreak
2601 (#2).
2602 \MessageBreak
2603 It should be a sectionning level
2604 \MessageBreak
2605 (part...subparagraph) or * }%
2606 {Correct the source code.\MessageBreak
2607 Type <return> and rerun LaTeX}
2608 \else
2609 \edef\mtc@level@abbrev{\@nameuse{mtc@sectlevel@#2}}
2610 \fi

```

```

\mtc@tmp@name Then, we construct the effective macro to be applied:
\mtc@mta@abbrev
\mtc@level@abbrev 2611 \def\mtc@tmp@name{\mtc@mta@abbrev\mtc@level@abbrev font}

```

Example: if #1 is minitoc and #2 is subsection, we get mtcSSfont, which is the name of the command for the font of a subsection entry in a minitoc (the backslash is missing, but we will use a \csname ... \endcsname pair to apply the constructed command).

```

\if@mtc@setfont@ But all combinaisons are not legal (the level of the entry must be lower than the level of
the mini-table), so we must test. Special care must be taken for testing via internal defined
commands (quarks) with @mtcqk at the end of their names).

```

```

2612 \def\parttoc@mtcqk{parttoc@mtcqk}
2613 \def\minitoc@mtcqk{minitoc@mtcqk}
2614 \def\secttoc@mtcqk{secttoc@mtcqk}
2615 \def\partlof@mtcqk{partlof@mtcqk}
2616 \def\minilof@mtcqk{minilof@mtcqk}
2617 \def\sectlof@mtcqk{sectlof@mtcqk}
2618 \def\partlot@mtcqk{partlot@mtcqk}
2619 \def\minilot@mtcqk{minilot@mtcqk}
2620 \def\sectlot@mtcqk{sectlot@mtcqk}
2621 \def\part@mtcqk{part@mtcqk}
2622 \def\chapter@mtcqk{chapter@mtcqk}
2623 \def\section@mtcqk{section@mtcqk}
2624 \def\subsection@mtcqk{subsection@mtcqk}
2625 \def\subsubsection@mtcqk{subsubsection@mtcqk}
2626 \def\paragraph@mtcqk{paragraph@mtcqk}
2627 \def\subparagraph@mtcqk{subparagraph@mtcqk}
2628 \def\figure@mtcqk{figure@mtcqk}
2629 \def\table@mtcqk{table@mtcqk}
2630 \def\subfigure@mtcqk{subfigure@mtcqk}
2631 \def\subtable@mtcqk{subtable@mtcqk}
2632 \@mtc@setfont@true
2633 \expandafter\ifx\csname #1@mtcqk\endcsname\parttoc@mtcqk\relax

```



```

2634 \expandafter\ifx\csname #2@mtcck\endcsname\figure@mtcck\relax\@mtc@setfont@false\fi
2635 \expandafter\ifx\csname #2@mtcck\endcsname\subfigure@mtcck\relax\@mtc@setfont@false\fi
2636 \expandafter\ifx\csname #2@mtcck\endcsname\table@mtcck\relax\@mtc@setfont@false\fi
2637 \expandafter\ifx\csname #2@mtcck\endcsname\subtable@mtcck\relax\@mtc@setfont@false\fi
2638 \fi
2639 \expandafter\ifx\csname #1@mtcck\endcsname\partlof@mtcck\relax
2640 \expandafter\ifx\csname #2@mtcck\endcsname\table@mtcck\relax\@mtc@setfont@false\fi
2641 \expandafter\ifx\csname #2@mtcck\endcsname\subtable@mtcck\relax\@mtc@setfont@false\fi
2642 \fi
2643 \expandafter\ifx\csname #1@mtcck\endcsname\partlot@mtcck\relax
2644 \expandafter\ifx\csname #2@mtcck\endcsname\figure@mtcck\relax\@mtc@setfont@false\fi
2645 \expandafter\ifx\csname #2@mtcck\endcsname\subfigure@mtcck\relax\@mtc@setfont@false\fi
2646 \fi
2647 \expandafter\ifx\csname #1@mtcck\endcsname\minitoc@mtcck\relax
2648 \expandafter\ifx\csname #2@mtcck\endcsname\part@mtcck\relax\@mtc@setfont@false\fi
2649 \expandafter\ifx\csname #2@mtcck\endcsname\chapter@mtcck\relax\@mtc@setfont@false\fi
2650 \expandafter\ifx\csname #2@mtcck\endcsname\figure@mtcck\relax\@mtc@setfont@false\fi
2651 \expandafter\ifx\csname #2@mtcck\endcsname\subfigure@mtcck\relax\@mtc@setfont@false\fi
2652 \expandafter\ifx\csname #2@mtcck\endcsname\table@mtcck\relax\@mtc@setfont@false\fi
2653 \expandafter\ifx\csname #2@mtcck\endcsname\subtable@mtcck\relax\@mtc@setfont@false\fi
2654 \fi
2655 \expandafter\ifx\csname #1@mtcck\endcsname\minilof@mtcck\relax
2656 \expandafter\ifx\csname #2@mtcck\endcsname\part@mtcck\relax\@mtc@setfont@false\fi
2657 \expandafter\ifx\csname #2@mtcck\endcsname\chapter@mtcck\relax\@mtc@setfont@false\fi
2658 \expandafter\ifx\csname #2@mtcck\endcsname\table@mtcck\relax\@mtc@setfont@false\fi
2659 \expandafter\ifx\csname #2@mtcck\endcsname\subtable@mtcck\relax\@mtc@setfont@false\fi
2660 \fi
2661 \expandafter\ifx\csname #1@mtcck\endcsname\minilot@mtcck\relax
2662 \expandafter\ifx\csname #2@mtcck\endcsname\part@mtcck\relax\@mtc@setfont@false\fi
2663 \expandafter\ifx\csname #2@mtcck\endcsname\chapter@mtcck\relax\@mtc@setfont@false\fi
2664 \expandafter\ifx\csname #2@mtcck\endcsname\figure@mtcck\relax\@mtc@setfont@false\fi
2665 \expandafter\ifx\csname #2@mtcck\endcsname\subfigure@mtcck\relax\@mtc@setfont@false\fi
2666 \fi
2667 \expandafter\ifx\csname #1@mtcck\endcsname\secttoc@mtcck\relax
2668 \expandafter\ifx\csname #2@mtcck\endcsname\part@mtcck\relax\@mtc@setfont@false\fi
2669 \expandafter\ifx\csname #2@mtcck\endcsname\chapter@mtcck\relax\@mtc@setfont@false\fi
2670 \expandafter\ifx\csname #2@mtcck\endcsname\section@mtcck\relax\@mtc@setfont@false\fi
2671 \expandafter\ifx\csname #2@mtcck\endcsname\figure@mtcck\relax\@mtc@setfont@false\fi
2672 \expandafter\ifx\csname #2@mtcck\endcsname\subfigure@mtcck\relax\@mtc@setfont@false\fi
2673 \expandafter\ifx\csname #2@mtcck\endcsname\table@mtcck\relax\@mtc@setfont@false\fi
2674 \expandafter\ifx\csname #2@mtcck\endcsname\subtable@mtcck\relax\@mtc@setfont@false\fi
2675 \fi
2676 \expandafter\ifx\csname #1@mtcck\endcsname\sectlof@mtcck\relax
2677 \expandafter\ifx\csname #2@mtcck\endcsname\part@mtcck\relax\@mtc@setfont@false\fi
2678 \expandafter\ifx\csname #2@mtcck\endcsname\chapter@mtcck\relax\@mtc@setfont@false\fi
2679 \expandafter\ifx\csname #2@mtcck\endcsname\section@mtcck\relax\@mtc@setfont@false\fi
2680 \expandafter\ifx\csname #2@mtcck\endcsname\table@mtcck\relax\@mtc@setfont@false\fi
2681 \expandafter\ifx\csname #2@mtcck\endcsname\subtable@mtcck\relax\@mtc@setfont@false\fi
2682 \fi
2683 \expandafter\ifx\csname #1@mtcck\endcsname\sectlot@mtcck\relax
2684 \expandafter\ifx\csname #2@mtcck\endcsname\part@mtcck\relax\@mtc@setfont@false\fi
2685 \expandafter\ifx\csname #2@mtcck\endcsname\chapter@mtcck\relax\@mtc@setfont@false\fi
2686 \expandafter\ifx\csname #2@mtcck\endcsname\section@mtcck\relax\@mtc@setfont@false\fi
2687 \expandafter\ifx\csname #2@mtcck\endcsname\figure@mtcck\relax\@mtc@setfont@false\fi

```

```

2688 \expandafter\ifx\csname #2@mtcqk\endcsname\subfigure@mtcqk\relax\@mtc@setfont@false\fi
2689 \fi

```

`\if@mtc@setfont@` If the combinaison is legal, we apply it, i.e., we redefine the meaning of the constructed macro with the sequence of commands given as third argument of `\mtcsetfont` and we

`\mtc@tmp@name` log that event (we store the third argument in a token register to can print it *verbatim*).

`\mtc@mta@abbrev`

`\mtc@level@abbrev`

`\mtc@toks` If the combinaison is not legal, an error message is displayed.

```

2690 \if@mtc@setfont@
2691 \def\mtc@tmp@name{\mtc@mta@abbrev\mtc@level@abbrev font}
2692 \mtc@toks{#3}
2693 \mtcPackageInfo[<I0015>]{minitoc}%
2694 {\string\mtcsetfont\space redefines the macro\MessageBreak
2695 "\mtc@tmp@name" as "\the\mtc@toks"}
2696 \expandafter\def\csname\mtc@tmp@name\endcsname{#3}
2697 \else
2698 \mtcPackageError[<E0024>]{minitoc}%
2699 {The macro \string\mtcsetfont\space has incompatible\MessageBreak
2700 first (#1) and second (#2) arguments}%
2701 {Correct the source code.\MessageBreak
2702 Type <return> and rerun LaTeX}
2703 \fi
2704 }

```

### 9.66.3 The `\mtcsetttitlefont` command

`\mtcsetttitlefont` This command is very similar to the `\mtcsetfont` command. Its syntax is almost identical:

```
\mtcsetttitlefont{mini-table}{font commands}
```

`\if@mtc@setttitlefont@` The *mini-table* type is a keyword like `minitoc`. The *font commands* are a font specification, using NFSS [138] basic commands usually. The difference is the absence of the second keyword argument, because the *font commands* will be applied to the title of each mini-table of the given kind.

First, we declare a flag, set true:

```
2705 \newif\if@mtc@setttitlefont@\@mtc@setttitlefont@true
```

`\mtcsettitlefont` And we begin the definition of the `\mtcsettitlefont` command, which has two arguments:

```
2706 \newcommand{\mtcsettitlefont}[2]{%
```

`\mtc@mtatf@abbrev` We process the first argument, a keyword of the `typetitle` family, then the result is  
`\if@mtc@settitlefont@` stored into `\mtc@mtatf@abbrev`:  
`\@nameuse`

```
2707 \def\mtc@mtatf@abbrev{X}
2708 \@mtc@settitlefont@true
2709 \expandafter\ifx\csname mtc@typetitle@#1\endcsname\relax
2710 \mtc@settitlefont@false
2711 \def\mtc@mtatf@abbrev{X}
2712 \mtcPackageError[<E0022>]{minitoc}%
2713 {\string\mtcsettitlefont \space has a wrong first argument
2714 \MessageBreak
2715 (#1).
2716 \MessageBreak
2717 It should be a mini-table type
2718 \MessageBreak
2719 (parttoc...sectlot))}%
2720 {Correct the source code.\MessageBreak
2721 Type <return> and rerun LaTeX}
2722 \else
2723 \edef\mtc@mtatf@abbrev{\@nameuse{mtc@typetitle@#1}}
2724 \fi
```

`\if@mtc@settitlefont@` Then we build the name of the effective command and apply this command:

```
\mtc@tmptf@name
\mtc@mtatf@abbrev 2725 \if@mtc@settitlefont@
\mtc@toks 2726 \def\mtc@tmptf@name{\mtc@mtatf@abbrev font}
2727 \mtc@toks{#2}
2728 \mtcPackageInfo[<I0018>]{minitoc}%
2729 {\string\mtcsettitlefont\space redefines the macro
2730 \MessageBreak "\mtc@tmptf@name" as
2731 \MessageBreak "\the\mtc@toks"}
2732 \expandafter\def\csname\mtc@tmptf@name\endcsname{#2}
2733 \else
2734 \mtcPackageError[<E0034>]{minitoc}%
2735 {The macro \string\mtcsettitlefont\space uses\MessageBreak
2736 an illegal type of table (#1)}%
2737 {Correct the source code.\MessageBreak
2738 Type <return> and rerun LaTeX}{\relax}
2739 \fi
2740 }
```

### 9.66.4 The `\mtcsettitle` command

`\mtcsettitle` This command is very similar to the `\mtcsettitlefont` command. Its syntax is almost identical:

```
\mtcsettitle{mini-table}{text}
```

The *mini-table* type is a keyword like `minitoc`. The *text* is the text for a mini-table title.

`\if@mtc@settitle@` First, we declare a flag, set true:

```
2741 \newif\if@mtc@settitle@\@mtc@settitle@true
```

`\mtcsettitle` Then we define the `\mtcsettitle` command, which has two arguments:

```
2742 \newcommand{\mtcsettitle}[2]{%
```

`\mtc@mtati@abbrev` We process the first argument, a keyword of the `typetable` family. The result is stored in `\mtc@mtati@abbrev`:

`\if@mtc@settitle@`

`\@nameuse`

```
2743 \def\mtc@mtati@abbrev{X}
2744 \@mtc@settitle@true
2745 \expandafter\ifx\csname mtc@typetable@#1\endcsname\relax
2746 \@mtc@settitle@false
2747 \def\mtc@mtati@abbrev{X}
2748 \mtcPackageError[<E0021>]{minitoc}%
2749 {\string\mtcsettitle \space has a wrong first argument
2750 \MessageBreak
2751 (#1).
2752 \MessageBreak
2753 It should be a mini-table type
2754 \MessageBreak
2755 (parttoc...sectlot)}%
2756 {Correct the source code.\MessageBreak
2757 Type <return> and rerun LaTeX}
2758 \else
2759 \edef\mtc@mtati@abbrev{\@nameuse{mtc@typetable@#1}}
2760 \fi
```

`\if@mtc@settitle@` And we construct the name of the effective macro and apply it:

`\mtc@tmpti@name`

```
\mtc@mtati@abbrev 2761 \if@mtc@settitle@
\mtc@toks 2762 \def\mtc@tmpti@name{\mtc@mtati@abbrev title}
2763 \mtc@toks{#2}
2764 \mtcPackageInfo[<I0017>]{minitoc}%
```

```

2765 {\string\mtcsettitle\space redefines the macro\MessageBreak
2766 "\mtc@tmpti@name" as
2767 \MessageBreak "\the\mtc@toks"}
2768 \expandafter\def\csname\mtc@tmpti@name\endcsname{#2}
2769 \else
2770 \mtcPackageError[<E0033>]{minitoc}%
2771 {The macro \string\mtcsettitle\space uses\MessageBreak
2772 an illegal type of table (#1)}%
2773 {Correct the source code.\MessageBreak
2774 Type <return> and rerun LaTeX}{\relax}
2775 \fi
2776 }

```

### 9.66.5 The \mtcsetformat command

\@namedef We define first the keywords (family formatparam) for the three formatting parameters that this command can alter:

```

2777 \@namedef{mtc@formatparam@dotinterval}{dotsep}%
2778 \def\mtc@arg@dotinterval{dotsep}
2779 \@namedef{mtc@formatparam@tocrightmargin}{tocrmarg}%
2780 \def\mtc@arg@tocrightmargin{tocrightmargin}
2781 \@namedef{mtc@formatparam@pagenumwidth}{pnumwidth}%
2782 \def\mtc@arg@pagenumwidth{\mtc@arg@pagenumwidth}
2783 %% \@namedef{mtc@arg@numwidth}{numwidth} %not yet available
2784 %% \def\mtc@arg@numwidth{\mtc@arg@numwidth} %not yet available

```

\AtBeginDocument The \mtcsetformat command needs an initialization to be done at the beginning of the document, to set the defaults values of the formatting parameters:

```

2785 \AtBeginDocument{%

```

\@pnumwidth We take, if possible, the default value of \@pnumwidth for each type of mini-tables:

```

\ptcpnumwidth
\mtcpnumwidth 2786 \@ifundefined{ptcpnumwidth}{\let\ptcpnumwidth\@pnumwidth}{}%
\stcpnumwidth 2787 \@ifundefined{stcpnumwidth}{\let\stcpnumwidth\@pnumwidth}{}%
\plfpnumwidth 2788 \@ifundefined{mtcpnumwidth}{\let\mtcpnumwidth\@pnumwidth}{}%
\mlfpnumwidth 2789 \@ifundefined{plfpnumwidth}{\let\plfpnumwidth\@pnumwidth}{}%
\slfpnumwidth 2790 \@ifundefined{mlfpnumwidth}{\let\mlfpnumwidth\@pnumwidth}{}%
\pltpnumwidth 2791 \@ifundefined{slfpnumwidth}{\let\slfpnumwidth\@pnumwidth}{}%
\mltpnumwidth 2792 \@ifundefined{pltpnumwidth}{\let\pltpnumwidth\@pnumwidth}{}%
\sltpnumwidth 2793 \@ifundefined{mltpnumwidth}{\let\mltpnumwidth\@pnumwidth}{}%
2794 \@ifundefined{sltpnumwidth}{\let\sltpnumwidth\@pnumwidth}{}%

```

```

\@tocrmarg We take, if possible, the default value of \@tocrmarg for each type of mini-tables:
\ptctocrmarg
\mtclofrmarg 2795 \@ifundefined{ptctocrmarg}{\let\ptctocrmarg\@tocrmarg}{}%
\stclotrarg 2796 \@ifundefined{mtctocrmarg}{\let\mtctocrmarg\@tocrmarg}{}%
\plftocrmarg 2797 \@ifundefined{stctocrmarg}{\let\stctocrmarg\@tocrmarg}{}%
\mlflofrmarg 2798 \@ifundefined{plftocrmarg}{\let\plftocrmarg\@tocrmarg}{}%
\slflotrarg 2799 \@ifundefined{mlftocrmarg}{\let\mlftocrmarg\@tocrmarg}{}%
\plttocrmarg 2800 \@ifundefined{slftocrmarg}{\let\slftocrmarg\@tocrmarg}{}%
\mltlofrmarg 2801 \@ifundefined{plttocrmarg}{\let\plttocrmarg\@tocrmarg}{}%
\sltlotrarg 2802 \@ifundefined{mlttocrmarg}{\let\mlttocrmarg\@tocrmarg}{}%
2803 \@ifundefined{slttocrmarg}{\let\slttocrmarg\@tocrmarg}{}%

```

```

\@dotsep We take, if possible, the default value of \@dotsep for each type of mini-tables:
\ptcdotsep
\mtcdotsep 2804 \@ifundefined{ptcdotsep}{\let\ptcdotsep\@dotsep}{}%
\stcdotsep 2805 \@ifundefined{mtcdotsep}{\let\mtcdotsep\@dotsep}{}%
\plfdotsep 2806 \@ifundefined{stcdotsep}{\let\stcdotsep\@dotsep}{}%
\mlfdotsep 2807 \@ifundefined{plfdotsep}{\let\plfdotsep\@dotsep}{}%
\slfdotsep 2808 \@ifundefined{mlfdotsep}{\let\mlfdotsep\@dotsep}{}%
\pltdotsep 2809 \@ifundefined{slfdotsep}{\let\slfdotsep\@dotsep}{}%
\mltdotsep 2810 \@ifundefined{pltdotsep}{\let\pltdotsep\@dotsep}{}%
\sltdotsep 2811 \@ifundefined{mltdotsep}{\let\mltdotsep\@dotsep}{}%
2812 \@ifundefined{sltdotsep}{\let\sltdotsep\@dotsep}{}%

```

And we terminate the \AtBeginDocument block:

```
2813 }
```

\mtcsetformat The executive part is done via the following macros, which are invoked in the \mtc@verse-like environments for each kind of mini-table. These commands activate the values recorded by \mtcsetformat.

\ptc@setform The \ptc@setform macro is invoked in ptc@verse to set format parameters:

```

ptc@verse
2814 \def\ptc@setform{%
2815 \let\@pnumwidth\ptcpnumwidth\relax
2816 \let\@tocrmarg\ptctocrmarg\relax
2817 \let\@dotsep\ptcdotsep\relax
2818 }

```

\mtc@setform The \mtc@setform macro is invoked in mtc@verse to set format parameters:

```

mtc@verse
2819 \def\mtc@setform{%
2820 \let\@pnumwidth\mtcpnumwidth\relax
2821 \let\@tocrmarg\mtctocrmarg\relax
2822 \let\@dotsep\mtcdotsep\relax
2823 }

```

`\stc@setform` The `\stc@setform` macro is invoked in `stc@verse` to set format parameters:  
`stc@verse`

```
2824 \def\stc@setform{%
2825 \let\@pnumwidth\stcpnumwidth\relax
2826 \let\@tocrmarg\stctocrmarg\relax
2827 \let\@dotsep\stcdotsep\relax
2828 }
```

`\plf@setform` The `\plf@setform` macro is invoked in `ptc@verse` to set format parameters:  
`ptc@verse`

```
2829 \def\plf@setform{%
2830 \let\@pnumwidth\plfpnumwidth\relax
2831 \let\@tocrmarg\plftocrmarg\relax
2832 \let\@dotsep\plfdotsep\relax
2833 }
```

`\mlf@setform` The `\mlf@setform` macro is invoked in `mtc@verse` to set format parameters:  
`mtc@verse`

```
2834 \def\mlf@setform{%
2835 \let\@pnumwidth\mlfpnumwidth\relax
2836 \let\@tocrmarg\mlftocrmarg\relax
2837 \let\@dotsep\mlfdotsep\relax
2838 }
```

`\slf@setform` The `\slf@setform` macro is invoked in `stc@verse` to set format parameters:  
`stc@verse`

```
2839 \def\slf@setform{%
2840 \let\@pnumwidth\slfpnumwidth\relax
2841 \let\@tocrmarg\slftocrmarg\relax
2842 \let\@dotsep\slfdotsep\relax
2843 }
```

`\plt@setform` The `\plt@setform` macro is invoked in `ptc@verse` to set format parameters:  
`ptc@verse`

```
2844 \def\plt@setform{%
2845 \let\@pnumwidth\pltpnumwidth\relax
2846 \let\@tocrmarg\plttocrmarg\relax
2847 \let\@dotsep\pltdotsep\relax
2848 }
```

`\mlt@setform` The `\mlt@setform` macro is invoked in `mtc@verse` to set format parameters:  
`mtc@verse`

```
2849 \def\mlt@setform{%
2850 \let\@pnumwidth\plfpnumwidth\relax
```

```

2851 \let\@tocrmarg\plftocrmarg\relax
2852 \let\@dotsep\plfdotsep\relax
2853 }

```

`\slt@setform` The `\slt@setform` macro is invoked in `stc@verse` to set format parameters:

```

2854 \def\slt@setform{%
2855 \let\@pnumwidth\plfpnumwidth\relax
2856 \let\@tocrmarg\plftocrmarg\relax
2857 \let\@dotsep\plfdotsep\relax
2858 }

```

`\if@mtc@setformat@` We now define a flag and the `\mtcsetformat` command, which has the following syntax:

```
\mtcsetformat{mini-table}{parameter-name}{value}
```

where *mini-table* is a keyword of the `typetable` family, *parameter-name* is a keyword of the `formatparam` family and *value*, the value of this parameter for the given kind of mini-table.

```

2859 \newif\if@mtc@setformat@\@mtc@setformat@true
2860 \newcommand{\mtcsetformat}[3]{%

```

`\mtc@mtf@abbrev` We now process the first argument and store the result in `\mtc@mtf@abbrev`:

`\mtc@fparam@abbrev`

```

2861 \def\mtc@mtf@abbrev{X}
2862 \def\mtc@fparam@abbrev{X}
2863 \@mtc@setformat@true
2864 \expandafter\ifx\csname mtc@typetable@#1\endcsname\relax
2865 \@mtc@setformat@false
2866 \def\mtc@mtf@abbrev{X}
2867 \mtcPackageError[<E0015>]{minitoc}%
2868 {\string\mtcsetformat \space has a wrong first argument
2869 \MessageBreak
2870 (#1).
2871 \MessageBreak
2872 It should be a mini-table type
2873 \MessageBreak
2874 (parttoc...sectlot)}}%
2875 {Correct the source code.\MessageBreak
2876 Type <return> and rerun LaTeX}
2877 \else
2878 \edef\mtc@mtf@abbrev{\@nameuse{mtc@typetable@#1}}
2879 \fi

```



`\mtc@fparam@abbrev` Then the second argument is processed and the result is stored in `\mtc@fparam@abbrev`:  
`\@nameuse`

```

2880 \expandafter\ifx\csname mtc@formatparam@#2\endcsname\relax
2881 \@mtc@setformat@false
2882 \def\mtc@fparam@abbrev{X}
2883 \mtcPackageError[<E0016>]{minitoc}%
2884 {\string\mtcsetformat \space has a wrong second argument
2885 \MessageBreak
2886 (#2).
2887 \MessageBreak
2888 It should be a formatting param choosen from:\MessageBreak
2889 pagenumwidth, tocrightmargin, dotinterval}%
2890 {Correct the source code.\MessageBreak
2891 Type <return> and rerun LaTeX}
2892 \else
2893 \edef\mtc@fparam@abbrev{\@nameuse{mtc@formatparam@#2}}
2894 \fi

```

`\if@mtc@setformat@` The name of the storage macro is built and it receives the third parameter as value:

```

\mtc@tmpfm@name
\mtc@mtf@abbrev
\mtc@fparam@abbrev
2895 \if@mtc@setformat@
2896 \def\mtc@tmpfm@name{\mtc@mtf@abbrev\mtc@fparam@abbrev}
2897 \mtcPackageInfo[<I0016>]{minitoc}%
2898 {\string\mtcsetformat\space redefines the macro\MessageBreak
2899 "\mtc@tmpfm@name" as "\string#3"}
2900 \expandafter\def\csname\mtc@tmpfm@name\endcsname{#3}
2901 \else
2902 \mtcPackageError[<E0025>]{minitoc}%
2903 {The macro \string\mtcsetformat\space has incompatible\MessageBreak
2904 first (#1) and second (#2) arguments}%
2905 {Correct the source code.\MessageBreak
2906 Type <return> and rerun LaTeX}
2907 \fi
2908 }

```

### 9.66.6 The `\mtcsetpagenumbers` command

This command activates or inhibits page numbers in the mini-tables of a given kind. Its syntax is the following:

`\mtcsetpagenumbers{mini-table}{on|off}`

where *mini-table* is a keyword for a kind of mini-table (`parttoc`, ... `sectlot`), or `on` and `off` a keyword to activate (`on`) or inhibit (`off`) the page numbers. `on` and `off` have many synonyms.

```

\if@mtc@setpagenumbers@ We define some flags:
 \if@mtc@spn@ok@
 2909 \newif\if@mtc@setpagenumbers@ \@mtc@setpagenumbers@false
 2910 \newif\if@mtc@spn@ok@

\mtcsetpagenumbers We define the user-level macro. If the first argument is a star, we call the internal macro
 \ifundefined \mtcsetpagenumbers@ for each type of mini-table available; else, we call this internal
\mtcsetpagenumbers@ macro only once, for the specified type of mini-table.

2911 \newcommand{\mtcsetpagenumbers}[2]{%
2912 \expandafter\ifx\csname #1\endcsname*\relax
2913 \@ifundefined{part}{}%
2914 {\mtcsetpagenumbers@{parttoc}{#2}}
2915 \mtcsetpagenumbers@{partlof}{#2}
2916 \mtcsetpagenumbers@{partlot}{#2}}
2917 \@ifundefined{chapter}{}%
2918 {\mtcsetpagenumbers@{minitoc}{#2}}
2919 \mtcsetpagenumbers@{minilof}{#2}
2920 \mtcsetpagenumbers@{minilot}{#2}}
2921 \@ifundefined{section}{}%
2922 {\mtcsetpagenumbers@{secttoc}{#2}}
2923 \mtcsetpagenumbers@{sectlof}{#2}
2924 \mtcsetpagenumbers@{sectlot}{#2}}
2925 \else
2926 \mtcsetpagenumbers@{#1}{#2}%
2927 \fi
2928 }

\mtcsetpagenumber@ Then the \mtcsetpagenumbers@ internal macro, with two arguments:

2929 \newcommand{\mtcsetpagenumbers@}[2]{%

\mtc@mttpn@abbrev We process the first argument, a keyword of the typetable family, and store the result
\mtc@pns@abbrev in \mtc@mttpn@abbrev:

2930 \def\mtc@mttpn@abbrev{X}
2931 \@mtc@setpagenumbers@true
2932 \def\mtc@pns@abbrev{}
2933 \expandafter\ifx\csname mtc@typetable@#1\endcsname\relax
2934 \@mtc@setpagenumbers@false
2935 \def\mtc@pns@abbrev{X}
2936 \def\mtc@mttpn@abbrev{X}
2937 \mtcPackageError[<E0017>]{minitoc}%
2938 {\string\mtcsetpagenumbers \space has a wrong first
2939 \MessageBreak
2940 argument (#1)}%
2941 {It should be a mini-table type
2942 \MessageBreak
2943 (parttoc...sectlot)\MessageBreak

```

```

2944 Correct the source code.\MessageBreak
2945 Type <return> and rerun LaTeX}
2946 \else
2947 \edef\mtc@mttpn@abbrev{\@nameuse{mtc@typetable@#1}}
2948 \fi

\if@mtc@spn@ok@ Then the second argument, a keyword of the YN family, and store the result in
\mtc@pns@abbrev \mtc@pns@abbrev. The name of the effective macro is built and the macro executed.
\mtc@mttpn@abbrev
\if@mtc@setpagenumbers@ 2949 \@mtc@spn@ok@true
\mtc@tmppn@name 2950 \expandafter\ifx\csname mtc@YN@#2\endcsname\relax
2951 \@mtc@spn@ok@false
2952 \def\mtc@pns@abbrev{X}
2953 \def\mtc@mttpn@abbrev{X}
2954 \@mtc@setpagenumbers@false
2955 \def\mtc@mttpn@abbrev{X}
2956 \mtcPackageError[<E0018>]{minitoc}%
2957 {\string\mtcsetpagenumbers \space has a wrong second
2958 \MessageBreak
2959 argument (#2)}%
2960 {It should be a boolean value (0/1, yes/no, on/off)\MessageBreak
2961 Correct the source code.\MessageBreak
2962 Type <return> and rerun LaTeX}
2963 \else
2964 \edef\mtc@pns@abbrev{\@nameuse{mtc@YN@#2}}
2965 \def\mtc@pns@abbrevX{X}
2966 \def\mtc@noX{mtc@noX}
2967 \def\mtc@tmppn@name{\mtc@pns@abbrev\mtc@mttpn@abbrev pagenumbers}
2968 \expandafter\ifx\csname mtc@\mtc@pns@abbrev X\endcsname\mtc@noX
2969 \mtcPackageInfo[<I0022>]{minitoc}%
2970 {Page numbers are inhibited\MessageBreak for the #1s}
2971 \else
2972 \mtcPackageInfo[<I0021>]{minitoc}%
2973 {Page numbers are activated\MessageBreak for the #1s}
2974 \fi
2975 \csname\mtc@tmppn@name\endcsname{}
2976 \fi
2977 }

```

### 9.66.7 The \mtcsetrules command

This macro is very similar to \mtcsetpagenumbers and its syntax is the same:

```
\mtcsetrules{mini-table}{on|off}
```

where *mini-table* is a keyword for a kind of mini-table (*parttoc*, ... *sectlot*), or *on* and *off* a keyword to activate (*on*) or inhibit (*off*) the horizontal rules. *on* and *off* have many synonyms.

Hence the code is similar.

`\if@mtc@setrules@` We define some flags:

`\if@mtc@sru@ok@`

2978 `\newif\if@mtc@setrules@ \@mtc@setrules@false`

2979 `\newif\if@mtc@sru@ok@`

`\mtcsetrules` We define the user-level macro. If the first argument is a star, we call the internal macro `\@ifundefined` `\mtcsetrules@` for each type of mini-table available; else, we call this internal macro only once, for the specified type of mini-table.

```
2980 \newcommand{\mtcsetrules}[2]{%
2981 \expandafter\ifx\csname #1\endcsname*\relax
2982 \@ifundefined{part}{}%
2983 {\mtcsetrules@{parttoc}{#2}}
2984 \mtcsetrules@{partlof}{#2}
2985 \mtcsetrules@{partlot}{#2}}
2986 \@ifundefined{chapter}{}%
2987 {\mtcsetrules@{minitoc}{#2}}
2988 \mtcsetrules@{minilof}{#2}
2989 \mtcsetrules@{minilot}{#2}}
2990 \@ifundefined{section}{}%
2991 {\mtcsetrules@{secttoc}{#2}}
2992 \mtcsetrules@{sectlof}{#2}
2993 \mtcsetrules@{sectlot}{#2}}
2994 \else
2995 \mtcsetrules@{#1}{#2}%
2996 \fi
2997 }
```

`\mtcsetrules@` Then the `\mtcsetrules@` internal macro, which has two arguments:

2998 `\newcommand{\mtcsetrules@}[2]{%`

`\mtc@mttru@abbrev` We process the first argument, a keyword of the `typetable` family and store the result in

`\if@mtc@setrules@` `\mtc@mttru@abbrev`:

`\mtc@rusw@abbrev`

```
\@nameuse 2999 \def\mtc@mttru@abbrev{X}
3000 \@mtc@setrules@true
3001 \def\mtc@rusw@abbrev{}
3002 \expandafter\ifx\csname mtc@typetable@#1\endcsname\relax
3003 \@mtc@setrules@false
3004 \def\mtc@rusw@abbrev{X}
3005 \def\mtc@mttru@abbrev{X}
3006 \mtcPackageError[<E0019>]{minitoc}%
3007 {\string\mtcsetrules \space has a wrong first argument
3008 \MessageBreak
```

```

3009 (#1)}%
3010 {It should be a mini-table type
3011 \MessageBreak
3012 (parttoc...sectlot)
3013 \MessageBreak
3014 Correct the source code.\MessageBreak
3015 Type <return> and rerun LaTeX}
3016 \else
3017 \edef\mtc@mttru@abbrev{\@nameuse{mtc@typetable@#1}}
3018 \fi

```

```

\if@mtc@sru@ok@ Then the second argument, a keyword of the YN family, and store the result in
\mtc@rusw@abbrev \mtc@rusw@abbrev. The name of the effective macro is built and the macro executed.
\mtc@mttru@abbrev
if@setrules@false 3019 \@mtc@sru@ok@true
\mtc@noX 3020 \expandafter\ifx\csname mtc@YN@#2\endcsname\relax
\mtc@tmppn@name 3021 \@mtc@sru@ok@false
3022 \def\mtc@rusw@abbrev{X}
3023 \def\mtc@mttru@abbrev{X}
3024 \@mtc@setrules@false
3025 \mtcPackageError[<E0020>]{minitoc}%
3026 {string\mtcsetrules \space has a wrong second argument
3027 \MessageBreak
3028 (#2)}%
3029 {It should be a boolean value (0/1, yes/no, on/off)
3030 \MessageBreak
3031 Correct the source code.\MessageBreak
3032 Type <return> and rerun LaTeX}
3033 \else
3034 \edef\mtc@rusw@abbrev{\@nameuse{mtc@YN@#2}}
3035 \def\mtc@rusw@abbrevX{X}
3036 \def\mtc@noX{mtc@noX}
3037 \def\mtc@tmppn@name{\mtc@rusw@abbrev\mtc@mttru@abbrev rule}
3038 \expandafter\ifx\csname mtc@\mtc@rusw@abbrev X\endcsname\mtc@noX
3039 \mtcPackageInfo[<I0008>]{minitoc}%
3040 {Horizontal rules are inhibited\MessageBreak for the #1s}
3041 \else
3042 \mtcPackageInfo[<I0007>]{minitoc}%
3043 {Horizontal rules are activated\MessageBreak for the #1s}
3044 \fi
3045 \csname\mtc@tmppn@name\endcsname{}
3046 \fi
3047 }

```

### 9.66.8 The `\mtcsetfeature` command

For this command, we must define three families of keywords, but the third is just used to add the word “style” for the “pagestyle” when “thispage” is used.

A family (`ltypetable`) for the long names of the types of mini-tables:

```

3048 \@namedef{mtc@ltypetable@parttoc}{parttoc}\def\mtc@ltypetable@parttoc{parttoc}
3049 \@namedef{mtc@ltypetable@partlof}{partlof}\def\mtc@ltypetable@partlof{partlof}
3050 \@namedef{mtc@ltypetable@partlot}{partlot}\def\mtc@ltypetable@partlot{partlot}
3051 \@namedef{mtc@ltypetable@minitoc}{minitoc}\def\mtc@ltypetable@minitoc{minitoc}
3052 \@namedef{mtc@ltypetable@minilof}{minilof}\def\mtc@ltypetable@minilof{minilof}
3053 \@namedef{mtc@ltypetable@minilot}{minilot}\def\mtc@ltypetable@minilot{minilot}
3054 \@namedef{mtc@ltypetable@secttoc}{secttoc}\def\mtc@ltypetable@secttoc{secttoc}
3055 \@namedef{mtc@ltypetable@sectlof}{sectlof}\def\mtc@ltypetable@sectlof{sectlof}
3056 \@namedef{mtc@ltypetable@sectlot}{sectlot}\def\mtc@ltypetable@sectlot{sectlot}

```

A family (`featureparam`) for the type of feature:

```

3057 \@namedef{mtc@featureparam@before}{before}%
3058 \def\mtc@featureparam@before{before}
3059 \@namedef{mtc@featureparam@after}{after}%
3060 \def\mtc@featureparam@after{after}
3061 \@namedef{mtc@featureparam@pagestyle}{thispage}%
3062 \def\mtc@featureparam@pagestyle{thispage}

```

And a family (`ft3`) to add “style” if it is a “pagestyle” feature:

```

3063 \@namedef{mtc@ft3@before}{}\expandafter\def\csname mtc@ft3@before\endcsname{}
3064 \@namedef{mtc@ft3@after}{}\expandafter\def\csname mtc@ft3@after\endcsname{}
3065 \@namedef{mtc@ft3@pagestyle}{style}%
3066 \expandafter\def\csname mtc@ft3@pagestyle\endcsname{style}

```

The `\mtcsetfeature` command has the following syntax:

```
\mtcsetfeature{mini-table}{feature-name}{commands}
```

where *mini-table* is a keyword of the `ltypetable` family, *feature-name* is a keyword of the `featureparam` family (but also of the `ft3` family), and *commands* are the commands which constitute the selected feature.

`\if@mtc@setfeature@` We define a flag and the `\mtcsetfeature` command, with three arguments:  
`\mtcsetfeature`

```

3067 \newif\if@mtc@setfeature@\@mtc@setfeature@true
3068 \newcommand{\mtcsetfeature}[3]{%

```

`\mtc@mtfeat@abbrev` We process the first argument, a keyword of the `ltypetable` family, and store the result  
`\mtc@featparam@abbrev` in `\mtc@mtfeat@abbrev`:

```

3069 \def\mtc@mtfeat@abbrev{X}
3070 \def\mtc@featparam@abbrev{X}
3071 \@mtc@setfeature@true

```

```

3072 \expandafter\ifx\csname mtc@ltypetable@#1\endcsname\relax
3073 \@mtc@setfeature@false
3074 \def\mtc@mtfeat@abbrev{X}
3075 \mtcPackageError[<E0011>]{minitoc}%
3076 {\string\mtcsetfeature \space has a wrong first argument
3077 \MessageBreak
3078 (#1).
3079 \MessageBreak
3080 It should be a mini-table type
3081 \MessageBreak
3082 (parttoc...sectlot)}}%
3083 {Correct the source code.\MessageBreak
3084 Type <return> and rerun LaTeX}
3085 \else
3086 \edef\mtc@mtfeat@abbrev{\@nameuse{mtc@ltypetable@#1}}
3087 \fi

```

`\if@mtc@setfeature@` The second argument is a keyword of the `featureparam` family, the result is stored in  
`\mtc@featparam@abbrev` `\mtc@featparam@`; and the complement is computed from the first argument, interpreted  
`\mtc@featparam@third` as a keyword of the `ft3` family and whose result is stored in `\mtc@featparam@third`.  
`\@nameuse`

```

3088 \expandafter\ifx\csname mtc@featureparam@#2\endcsname\relax
3089 \@mtc@setfeature@false
3090 \def\mtc@featparam@abbrev{X}
3091 \def\mtc@featparam@third{X}
3092 \mtcPackageError[<E0012>]{minitoc}%
3093 {\string\mtcsetfeature \space has a wrong second argument
3094 \MessageBreak
3095 (#2).
3096 \MessageBreak
3097 It should be a feature param
3098 \MessageBreak
3099 (before, after, pagestyle)}}%
3100 {Correct the source code.\MessageBreak
3101 Type <return> and rerun LaTeX}
3102 \else
3103 \edef\mtc@featparam@abbrev{\@nameuse{mtc@featureparam@#2}}
3104 \edef\mtc@featparam@third{\@nameuse{mtc@ft3@#2}}
3105 \fi

```

`\if@mtc@setfeature@` The name of the effective macro is built by concatenating these three pieces (named  
`\mtc@tmpfeat@name` `\mtc@featparam@abbrev`, `\mtc@mtfeat@abbrev`, and `\mtc@featparam@third`  
`\mtc@featparam@abbrev` respectively), then this macro is executed:  
`\mtc@mtfeat@abbrev`

```

\mtc@featparam@third 3106 \if@mtc@setfeature@
3107 \def\mtc@tmpfeat@name%
3108 {\mtc@featparam@abbrev\mtc@mtfeat@abbrev\mtc@featparam@third}
3109 \mtcPackageInfo[<I0014>]{minitoc}%
3110 {\string\mtcsetfeature\space redefines the macro\MessageBreak
3111 "\csname mtc@tmpfeat@name\endcsname" as\MessageBreak "\string#3"}

```

```

3112 \expandafter\def\csname\mtc@tmpfeat@name\endcsname{#3}
3113 \else
3114 \mtcPackageError[<E0023>]{minitoc}%
3115 {The macro \string\mtcsetfeature\space has incompatible\MessageBreak
3116 first (#1) and second (#2) arguments}%
3117 {Correct the source code.\MessageBreak
3118 Type <return> and rerun LaTeX}
3119 \fi}

```

### 9.66.9 The `\mtcsetdepth` command

This command is very similar to the `\mtcsettitle` command. Its syntax is almost identical:

```
\mtcsetdepth{mini-table}{depth}
```



The *mini-table* type is a keyword like *minitoc*. The *depth* is the depth for a mini-table. If it is a mini-table for a list of figures or tables, the corresponding depth counter *must be available*, i.e., must have been created (often by an adequate package, like the *subfig* package [85]).

`\if@mtc@setdepth@` First, we declare a flag, set true:

```
3120 \newif\if@mtc@setdepth@\@mtc@setdepth@true
```

`\mtcsetdepth` Then we define the `\mtcsetdepth` command, with two arguments:

```
3121 \newcommand{\mtcsetdepth}[2]{%
```

`\mtc@mtade@abbrev` We process the first argument, a keyword of the *ltypetable* family. The result is stored in `\mtc@mtade@abbrev`:

`\if@mtc@setdepth@`

`\@nameuse`

```

3122 \def\mtc@mtade@abbrev{X}
3123 \@mtc@setdepth@true
3124 \expandafter\ifx\csname mtc@ltypetable@#1\endcsname\relax
3125 \@mtc@setdepth@false
3126 \def\mtc@mtade@abbrev{X}
3127 \mtcPackageError[<E0009>]{minitoc}%
3128 {\string\mtcsetdepth \space has a wrong first argument
3129 \MessageBreak (#1).
3130 \MessageBreak
3131 It should be a mini-table type
3132 \MessageBreak
3133 (parttoc...sectlot)}%
3134 {Correct the source code.\MessageBreak

```



```

3135 Type <return> and rerun LaTeX}
3136 \else
3137 \edef\mtc@mtade@abbrev{\@nameuse{mtc@ltypetable@#1}}
3138 \fi

```

```

\if@mtc@setdepth@ And we construct the name of the effective counter and gave it the value:
\mtc@tmpde@name
\mtc@mtade@abbrev 3139 \if@mtc@setdepth@
\mtc@toks 3140 \def\mtc@tmpde@name{\mtc@mtade@abbrev depth}
\setcounter 3141 \expandafter\noexpand\@ifundefined{c@\mtc@mtade@abbrev depth}%
3142 {\mtcPackageError[<E0008>]{minitoc}%
3143 {\string\mtcsetdepth \space attempts to use\MessageBreak
3144 an undefined counter (#1depth).}%
3145 {Correct the source code.\MessageBreak
3146 Type <return> and rerun LaTeX}}}%
3147 \mtc@toks{#2} % trick for explicit message using \the.
3148 \mtcPackageInfo[<I0013>]{minitoc}%
3149 {\string\mtcsetdepth\space redefines the counter\MessageBreak
3150 "\mtc@tmpde@name" as "\the\mtc@toks"}%
3151 \expandafter\csname c@\mtc@tmpde@name\endcsname=#2}%
3152 \else
3153 \mtcPackageError[<E0010>]{minitoc}%
3154 {\string\mtcsetdepth:\space Illegal type of table (#1)}%
3155 {Correct the source code.\MessageBreak
3156 Type <return> and rerun LaTeX}{\relax}
3157 \fi}% end of \mtcsetdepth

```

## 9.67 The mtchideinmaintoc environment and siblings

\if@mtc@Himtoc@ The flag \if@mtc@Himtoc@ is used to detect an incorrect imbrication of this environment:

```

3158 \newif\if@mtc@Himtoc@ \@mtc@Himtoc@false

```

```

\mtc@savetocdepth We define a macro \mtc@savetocdepth to save the current value of the counter
\mtc@restoretocdepth tocdepth. Then we define this environment, which inserts into the TOC file this com-
mtchideinmaintoc mand and commands of the form \setcounter{tocdepth}{...}. Note that \xdef is
\if@mtc@Himtoc@ necessary! It also save and restore the value of the counter tocdepth, as the optional
\mtc@sv@tocdepth argument is the hiding depth of the entries in the main TOC.
\arabic
\addtocontents 3159 \newcommand{\mtc@savetocdepth}{\xdef\mtc@sv@tocdepth{\arabic{tocdepth}}}%
\setcounter 3160 \newcommand{\mtc@restoretocdepth}{\setcounter{tocdepth}{\mtc@sv@tocdepth}}%
3161 \newenvironment{mtchideinmaintoc}[1][-1]%
3162 {\if@mtc@Himtoc@\mtcPackageError[<E0005>]{minitoc}%
3163 {Imbrication of mtchideinmaintoc environments}%
3164 {The hiding in main ToC could be incorrect}}\fi

```

```

3165 \global\@mtc@Himtoc@true
3166 \addtocontents{toc}{\protect\mtc@savetocdepth}%
3167 \addtocontents{toc}{\protect\setcounter{tocdepth}{#1}}}%
3168 {\if@mtc@Himtoc@else\mtcPackageError[<E0031>]{minitoc}%
3169 {Unbalanced mtchideinmaintoc environment}%
3170 {The hiding in main ToC could be incorrect}\fi
3171 \global\@mtc@Himtoc@false
3172 \addtocontents{toc}{\protect\mtc@restoretocdepth}}%

```

\AtBeginDocument The mtchideinmainlof and mtchideinmainlot environments are similar, but we must verify the presence of the associated depth counter, so we have two versions of each of these environments. This must be done *after* the loading of the packages.

```

\mtc@sv@lofdepth
\mtc@sv@tocdepth First, for the list of figures:
\mtc@svf@tocdepth
\arabic 3173 \newif\if@mtc@Himlof@ \@mtc@Himlof@false
\addtocontents 3174 \AtBeginDocument{%
\setcounter 3175 \@ifundefined{c@lofdepth}{%
3176 \newenvironment{mtchideinmainlof}[1][-1]%
3177 {\if@mtc@Himlof@\mtcPackageError[<E0003>]{minitoc}%
3178 {Imbrication of mtchideinmainlof environments}%
3179 {The hiding in main LoF could be incorrect}\fi
3180 \global\@mtc@Himlof@true
3181 \def\mtc@sv@tocdepth{\arabic{tocdepth}}%
3182 \def\mtc@sv@lofdepth{\arabic{tocdepth}}%
3183 \addtocontents{lof}{\protect\mtc@savetocdepth}%
3184 \addtocontents{lof}{\protect\setcounter{tocdepth}{#1}}}%
3185 {\if@mtc@Himlof@else\mtcPackageError[<E0029>]{minitoc}%
3186 {Unbalanced mtchideinmainlof environment}%
3187 {The hiding in main LoF could be incorrect}\fi
3188 \global\@mtc@Himtoc@false
3189 \addtocontents{lof}{\protect\mtc@restoretocdepth}%
3190 }}%
3191 {%
3192 \newcommand{\mtc@savelofdepth}{\xdef\mtc@sv@lofdepth{\arabic{lofdepth}}}%
3193 \newcommand{\mtc@restorelofdepth}{\setcounter{lofdepth}{\mtc@sv@lofdepth}}%
3194 \newenvironment{mtchideinmainlof}[1][-1]%
3195 {\if@mtc@Himlof@\mtcPackageError[<E0003>]{minitoc}%
3196 {Imbrication of mtchideinmainlof environments}%
3197 {The hiding in main LoF could be incorrect}\fi
3198 \global\@mtc@Himlof@true
3199 \addtocontents{lof}{\protect\mtc@savelofdepth}%
3200 \addtocontents{lof}{\protect\setcounter{tocdepth}{#1}}}%
3201 {\if@mtc@Himlof@else\mtcPackageError[<E0029>]{minitoc}%
3202 {Unbalanced mtchideinmainlof environment}%
3203 {The hiding in main LoF could be incorrect}\fi
3204 \global\@mtc@Himlof@false
3205 \addtocontents{lof}{\protect\mtc@restoretocdepth}}}%

```

```

\AtBeginDocument Then for the list of tables:
\if@mtc@Himlot@
mtchideinmainlot 3206 \newif\if@mtc@Himlot@ \@mtc@Himlot@false
\mtc@sv@lotdepth 3207 \AtBeginDocument{%
\mtc@sv@tocdepth 3208 \@ifundefined{c@lotdepth}{%
\mtc@svt@tocdepth 3209 \newenvironment{mtchideinmainlot}[1][-1]%
\arabic 3210 {\if@mtc@Himlot@\mtcPackageError[<E0004>]{minitoc}%
3211 {Imbrication of mtchideinmainlot environments}%
\addtocontents 3212 {The hiding in main LoT could be incorrect}\fi
\setcounter 3213 \global\@mtc@Himlot@true
3214 \def\mtc@sv@tocdepth{\arabic{tocdepth}}%
3215 \def\mtc@sv@lotdepth{\arabic{tocdepth}}%
3216 \addtocontents{lot}{\protect\mtc@savetocdepth}%
3217 \addtocontents{lot}{\protect\setcounter{tocdepth}{#1}}}%
3218 {\if@mtc@Himlot@\else\mtcPackageError[<E0030>]{minitoc}%
3219 {Unbalanced mtchideinmainlot environment}%
3220 {The hiding in main LoT could be incorrect}\fi
3221 \global\@mtc@Himlot@false
3222 \addtocontents{lot}{\protect\mtc@restoretocdepth}%
3223 }}%
3224 {%
3225 \newcommand{\mtc@savelotdepth}{\xdef\mtc@sv@lotdepth{\arabic{lotdepth}}}%
3226 \newcommand{\mtc@restorelotdepth}{\setcounter{lotdepth}{\mtc@sv@lotdepth}}%
3227 \newenvironment{mtchideinmainlot}[1][-1]%
3228 {\if@mtc@Himlot@\mtcPackageError[<E0004>]{minitoc}%
3229 {Imbrication of mtchideinmainlot environments}%
3230 {The hiding in main LoT could be incorrect}\fi
3231 \global\@mtc@Himlot@true
3232 \addtocontents{lot}{\protect\mtc@savelotdepth}%
3233 \addtocontents{lot}{\protect\setcounter{lotdepth}{#1}}}%
3234 {\if@mtc@Himlot@\else\mtcPackageError[<E0030>]{minitoc}%
3235 {Unbalanced mtchideinmainlot environment}%
3236 {The hiding in main LoT could be incorrect}\fi
3237 \global\@mtc@Himlot@false
3238 \addtocontents{lot}{\protect\mtc@restorelotdepth}}}

```

## 9.68 Fixing the “Glossary” entry in the TOC

This macro is complex. Its syntax is:

```
\mtcfixglossary[part|chapter|section]
```

\@ifundefined Depending of the document class, the “Glossary” entry in the TOC is treated as a starred chapter or a starred section. Hence we must first determine the default value of the optional argument. The default value is then stored in the macro \mtc@glofix@level. This is done by the following code, which eventually gives a warning message:

```

3239 \ifundefined{chapter}{%
3240 \ifundefined{section}%
3241 {\mtcPackageWarningNoLine[<W0001>]{minitoc}%
3242 {\string\chapter\space and \string\section\space are undefined.%
3243 \MessageBreak Cannot use \string\mtcfixglossary \space
3244 without\MessageBreak optional argument [part]}}%
3245 \@ifundefined{part}%
3246 {\mtcPackageError[<E0001>]{minitoc}%
3247 {But \string\part\space is undefined}%
3248 {\string\mtcfixglossary\space not usable}}%
3249 {\mtcPackageWarningNoLine[<W0006>]{minitoc}%
3250 {\string\mtcfixglossary\space can only be used\MessageBreak
3251 with the [part] optional argument,\MessageBreak
3252 which becomes the default}}%
3253 \def\mtc@glofix@level{part}%
3254 }%
3255 {\def\mtc@glofix@level{section}}}%
3256 {\def\mtc@glofix@level{chapter}}

```

\if@mtcfixglossary@ Then we define a flag (\if@mtcfixglossary@) and the command \mtcfixglossary, which adds the necessary lines in the TOC, the LOF and the LOT.  
 \mtcfixglossary  
 \addcontentsline

```

3257 \newif\if@mtcfixglossary@ \mtcfixglossary@false
3258 \newcommand{\mtcfixglossary}[1][\mtc@glofix@level]{%
3259 \if@mtcfixglossary@false
3260 \expandafter%
3261 \ifx\csname #1\endcsname\part\relax\mtcfixglossary@true\fi
3262 \expandafter%
3263 \ifx\csname #1\endcsname\chapter\relax\mtcfixglossary@true\fi
3264 \expandafter%
3265 \ifx\csname #1\endcsname\section\relax\mtcfixglossary@true\fi
3266 \if@mtcfixglossary@
3267 \addcontentsline{lof}{x\mtc@glofix@level}{}%
3268 \addcontentsline{lot}{x\mtc@glofix@level}{}%
3269 \csname mtcadd\mtc@glofix@level\endcsname\relax
3270 \else
3271 \mtcPackageError[<E0026>]{minitoc}%
3272 {The optional argument of \string\mtcfixglossary
3273 \MessageBreak
3274 is wrong}%
3275 {It must be omitted (\mtc@glofix@level),
3276 or be part, chapter or section}%
3277 \fi
3278 }%

```

## 9.69 Fixing the “Index” entry in the TOC

This macro is complex. Its syntax is:

`\mtcfixindex[part|chapter|section]`

`\@ifundefined` Depending of the document class, the “Index” entry in the TOC is treated as a starred chapter or a starred section. Hence we must first determine the default value of the `\mtc@ixfix@level` optional argument. The default value is then stored in the macro `\mtc@ixfix@level`. This is done by the following code, which eventually gives a warning message:

```

3279 \@ifundefined{chapter}{%
3280 \@ifundefined{section}%
3281 {\mtcPackageWarningNoLine[<W0002>]{minitoc}%
3282 {\string\chapter\space and \string\section\space are undefined.%
3283 \MessageBreak Cannot use \string\mtcfixindex \space
3284 without\MessageBreak optional argument [part]}}%
3285 \@ifundefined{part}%
3286 {\mtcPackageError[<E0002>]{minitoc}%
3287 {But \string\part\space is undefined}%
3288 {\string\mtcfixindex\space not usable}}%
3289 {\mtcPackageWarningNoLine[<W0007>]{minitoc}%
3290 {\string\mtcfixindex\space can only be used with\MessageBreak
3291 the [part] optional argument,\MessageBreak
3292 which becomes the default}}%
3293 \def\mtc@ixfix@level{part}%
3294 }}%
3295 {\def\mtc@ixfix@level{section}}}%
3296 {\def\mtc@ixfix@level{chapter}}

```

`\if@mtcfixindex@` Then we define a flag and the command `\mtcfixindex`, which adds the necessary lines  
`\mtcfixindex` in the TOC, the LOF and the LOT.  
`\addcontentsline`

```

3297 \newif\if@mtcfixindex@ \@mtcfixindex@false
3298 \newcommand{\mtcfixindex}[1][\mtc@ixfix@level]{%
3299 \@mtcfixindex@false
3300 \expandafter%
3301 \ifx\csname #1\endcsname\part\relax\@mtcfixindex@true\fi
3302 \expandafter%
3303 \ifx\csname #1\endcsname\chapter\relax\@mtcfixindex@true\fi
3304 \expandafter%
3305 \ifx\csname #1\endcsname\section\relax\@mtcfixindex@true\fi
3306 \if@mtcfixindex@
3307 \addcontentsline{lof}{x\mtc@ixfix@level}{}%
3308 \addcontentsline{lot}{x\mtc@ixfix@level}{}%
3309 \csname mtcadd\mtc@ixfix@level\endcsname\relax
3310 \else
3311 \mtcPackageError[<E0027>]{minitoc}%

```

```

3312 {The optional argument of \string\mtcfixindex
3313 \MessageBreak
3314 is wrong}%
3315 {It must be omitted (\mtc@ixfix@level),
3316 or be part, chapter or section}%
3317 \fi
3318 }%

```

## 9.70 The \mtcselectlanguage command

`\mtcselectlanguage` This command loads a minitoc language definition file *language.mld* to set the language-dependent titles for the mini-tables. But first, we verify that this file exists. The flag `\if@mtc@insellang@` `\IfFileExists` `\if@mtc@insellang@` is true while we are in this macro.

```

\@input
3319 \newif\if@mtc@insellang@ \@mtc@insellang@false
3320 \def\mtcselectlanguage#1{%
3321 \InputIfFileExists{#1.mld}%
3322 {\mtcPackageInfo[<I0010>]{minitoc}{The #1 language is selected.%
3323 \MessageBreak}}%
3324 {\mtcPackageError[<E0006>]{minitoc}%
3325 {#1 is not a known language, \MessageBreak
3326 #1.mld not found. \MessageBreak
3327 Command ignored}%
3328 {See the minitoc documentation. \MessageBreak
3329 Correct the source using a valid language name. \MessageBreak
3330 Press RETURN}}%
3331 }

```

## 9.71 The \mtcloadmlo internal command

`\mtcloadmlo` This command loads a minitoc language object file *language.mlo* to set the language-dependent titles for the mini-tables when exotic characters are needed. This command is used only in some .mld files when the title strings can not be generated by the normal processing of minitoc.dtx. The .mlo files are generated by filecontents environments in the minitoc.ins file. But first, we verify that this .mlo file exists.



This command should not be directly invoked by the user. This is verified via the flag `\if@mtc@insellang@`.

```

3332 \def\mtcloadmlo#1{%
3333 \if@mtc@insellang@
3334 \InputIfFileExists{#1.mlo}%
3335 {\mtcPackageInfo[<I0011>]{minitoc}%
3336 {#1 minitoc language object selected.\MessageBreak}}%
3337 {\mtcPackageError[<E0007>]{minitoc}%

```

```

3338 {#1 is not a known minitoc\MessageBreak
3339 language object file (.mlo), \MessageBreak
3340 #1.mlo not found. \MessageBreak
3341 Command ignored}%
3342 {See the minitoc documentation. \MessageBreak
3343 Correct the source using a valid language name. \MessageBreak
3344 Press RETURN}}%
3345 \else
3346 \mtcPackageError[<E0032>]{minitoc}%
3347 {You are using the \string\mtcloadmlo\space command\MessageBreak
3348 outside of a .mld file}%
3349 {It will be ignored}
3350 \@mtc@insellang@false
3351 \fi
3352 }

```

## 9.72 The “coffee breaks”

\addcoffeeline For the minutes package [142] (by Knut LICKERT), we need some commands to insert special entries, undotted, in the TOC to mark “coffee breaks” ☕ in a conference. Hence \addtocontents we define \addcoffeeline, \coffeeline and \l@coffee, and internal commands \coffeeline \l@coffee analog to the standard internal commands to format the TOC.

```

\@Undottedtocline
3353 \def\addcoffeeline#1#2#3{%
3354 \addtocontents{#1}{\protect\coffeeline{#2}{#3}{\null}}}
3355 \def\coffeeline#1{\csname l@#1\endcsname}
3356 \newcommand*\l@coffee{\@Undottedtocline{1}{1.5em}{2.3em}}

```

## 9.73 Initialization of counters

\AtBeginDocument At the beginning of the document, we initialize the absolute counters for parts, chapters and sections, if they are defined.

```

\@ifundefined
\setcounter
3357 \AtBeginDocument{%
3358 \@ifundefined{c@ptc}{}{\setcounter{ptc}{0}}
3359 \@ifundefined{c@mtc}{}{\setcounter{mtc}{0}}
3360 \@ifundefined{c@stc}{}{\setcounter{stc}{0}}}

```

## 9.74 Declarations for simple options

These options are just setting a flag.

### 9.74.1 Options **tight** and **loose**, **k-tight** and **k-loose**

```
\DeclareOption These options influence the interline separation in the mini-tables.
 \iftightmtc
 \kiftightmtc 3361 \DeclareOption{tight}{\tightmtctrue}
 3362 \DeclareOption{loose}{\tightmtcfalse} % default
 3363 \DeclareOption{k-tight}{\ktightmtctrue}
 3364 \DeclareOption{k-loose}{\ktightmtcfalse} % default
```

### 9.74.2 Options **checkfiles** and **nocheckfiles**

```
\DeclareOption These options activate or inhibit the checking for empty mini-table files.
\if@mtc@checkfiles
 3365 \DeclareOption{checkfiles}{\@mtc@checkfilestrue} % default
 3366 \DeclareOption{nocheckfiles}{\@mtc@checkfilesfalse}
```

### 9.74.3 Options **dotted** and **undotted**

```
\DeclareOption These options activate or inhibit the leaders (lines of dots) in the mini-tables.
\ifundottedmtc
 3367 \DeclareOption{undotted}{\undottedmtctrue}
 3368 \DeclareOption{dotted}{\undottedmtcfalse} % default
```

### 9.74.4 Option **notoccite**

This option will later load the notoccite package [8].

```
\DeclareOption
\if@mtc@notoccite@
 3369 \DeclareOption{notoccite}{\@mtc@notoccite@true}
```

### 9.74.5 Option **shorttext**

```
\DeclareOption This option forces the use of short extensions.
\if@longextensions@
 3370 \DeclareOption{shorttext}{\@longextensions@false}
 3371 \mtcPackageWarningNoLine[<W0020>]{minitoc}%
 3372 {You have forced the use of short extensions}}
```



## 9.75 The `insection` option

`\if@mtc@ss@insection@` This option is available only if `\chapter` is not defined and `\section` defined. It is to  
`\@ifundefined` be revised when chapter/section level commands will ever be allowed together, sometime  
`\DeclareOption` in the far away future, with a lot of luck (and work).

```

3373 \newif\if@mtc@ss@insection@ \@mtc@ss@insection@false
3374 \@ifundefined{chapter}{%
3375 \@ifundefined{section}{\DeclareOption{insection}{%
3376 \mtcPackageError[<E0035>]{minitoc}%
3377 {You have used the 'insection' option in
3378 \MessageBreak
3379 a document where chapters are defined.
3380 \MessageBreak
3381 This is not compatible: option ignored.}%
3382 {Remove this option.\MessageBreak
3383 Type <return> and rerun LaTeX}
3384 }}%
3385 {%
3386 \DeclareOption{insection}%
3387 {\@mtc@ss@insection@true}%
3388 }%
3389 }}

```

## 9.76 The `listfiles` and `nolistfiles` options

`\if@mtc@listfiles@` The `listfiles` option creates a file containing a list of the auxiliary files created by  
`\DeclareOption` the `minitoc` package. This file is named `<document>.maf`. The `nolistfiles` option  
inhibits this listing (default).

```

3390 \newif\if@mtc@listfiles@ \@mtc@listfiles@false
3391 \DeclareOption{listfiles}{\@mtc@listfiles@true}
3392 \DeclareOption{nolistfiles}{\@mtc@listfiles@false}

```

## 9.77 Language options

`\DeclareOption` Each language option reads the corresponding `language.mld` file via the specialized  
`\mtcselectlanguage` macro `\mtcselectlanguage`. If the file does not exist, a standard error message is  
displayed. The language options are (should be) in alphabetical order (to make maintenance easier). Several options could load the same file, but, by convention, there should  
be a `language.mld` file for each language option, given that this file can load another one  
(as `american.mld` loads `english.mld`).

```

3393 \DeclareOption{acadian}{\mtcselectlanguage{acadian}}%
3394 \DeclareOption{acadien}{\mtcselectlanguage{acadien}}%
3395 \DeclareOption{afrikaan}{\mtcselectlanguage{afrikaan}}%
3396 \DeclareOption{afrikaans}{\mtcselectlanguage{afrikaans}}%
3397 \DeclareOption{albanian}{\mtcselectlanguage{albanian}}%
3398 \DeclareOption{american}{\mtcselectlanguage{american}}%
3399 \DeclareOption{arab}{\mtcselectlanguage{arab}}%
3400 \DeclareOption{arab2}{\mtcselectlanguage{arab2}}%
3401 \DeclareOption{arabic}{\mtcselectlanguage{arabic}}%
3402 \DeclareOption{armenian}{\mtcselectlanguage{armenian}}%
3403 \DeclareOption{australian}{\mtcselectlanguage{australian}}%
3404 \DeclareOption{austrian}{\mtcselectlanguage{austrian}}%
3405 \DeclareOption{bahasa}{\mtcselectlanguage{bahasa}}%
3406 \DeclareOption{bahasai}{\mtcselectlanguage{bahasai}}%
3407 \DeclareOption{bahasam}{\mtcselectlanguage{bahasam}}%
3408 \DeclareOption{bangla}{\mtcselectlanguage{bangla}}%
3409 \DeclareOption{basque}{\mtcselectlanguage{basque}}%
3410 \DeclareOption{bicig}{\mtcselectlanguage{bicig}}%
3411 \DeclareOption{bicig2}{\mtcselectlanguage{bicig2}}%
3412 \DeclareOption{bicig3}{\mtcselectlanguage{bicig3}}%
3413 \DeclareOption{bithe}{\mtcselectlanguage{bithe}}%
3414 \DeclareOption{brazil}{\mtcselectlanguage{brazil}}%
3415 \DeclareOption{brazilian}{\mtcselectlanguage{brazilian}}%
3416 \DeclareOption{breton}{\mtcselectlanguage{breton}}%
3417 \DeclareOption{british}{\mtcselectlanguage{british}}%
3418 \DeclareOption{bulgarian}{\mtcselectlanguage{bulgarian}}%
3419 \DeclareOption{bulgarianb}{\mtcselectlanguage{bulgarianb}}%
3420 \DeclareOption{buryat}{\mtcselectlanguage{buryat}}%
3421 \DeclareOption{buryat2}{\mtcselectlanguage{buryat2}}%
3422 \DeclareOption{canadian}{\mtcselectlanguage{canadian}}%
3423 \DeclareOption{canadien}{\mtcselectlanguage{canadien}}%
3424 \DeclareOption{castillan}{\mtcselectlanguage{castillan}}%
3425 \DeclareOption{castillian}{\mtcselectlanguage{castillian}}%
3426 \DeclareOption{catalan}{\mtcselectlanguage{catalan}}%
3427 \DeclareOption{chinese1}{\mtcselectlanguage{chinese1}}%
3428 \DeclareOption{chinese2}{\mtcselectlanguage{chinese2}}%
3429 \DeclareOption{croatian}{\mtcselectlanguage{croatian}}%
3430 \DeclareOption{czech}{\mtcselectlanguage{czech}}%
3431 \DeclareOption{danish}{\mtcselectlanguage{danish}}%
3432 \DeclareOption{dutch}{\mtcselectlanguage{dutch}}%
3433 \DeclareOption{english}{\mtcselectlanguage{english}}%
3434 \DeclareOption{english1}{\mtcselectlanguage{english1}}%
3435 \DeclareOption{english2}{\mtcselectlanguage{english2}}%
3436 \DeclareOption{esperant}{\mtcselectlanguage{esperant}}%
3437 \DeclareOption{esperanto}{\mtcselectlanguage{esperanto}}%
3438 \DeclareOption{estonian}{\mtcselectlanguage{estonian}}%
3439 \DeclareOption{ethiopia}{\mtcselectlanguage{ethiopia}}%
3440 \DeclareOption{ethiopian}{\mtcselectlanguage{ethiopian}}%
3441 \DeclareOption{ethiopian2}{\mtcselectlanguage{ethiopian2}}%
3442 \DeclareOption{farsi1}{\mtcselectlanguage{farsi1}}%
3443 \DeclareOption{farsi2}{\mtcselectlanguage{farsi2}}%
3444 \DeclareOption{finnish}{\mtcselectlanguage{finnish}}%
3445 \DeclareOption{finnish2}{\mtcselectlanguage{finnish2}}%
3446 \DeclareOption{français}{\mtcselectlanguage{français}}%

```

```

3447 \DeclareOption{french}{\mtcselectlanguage{french}}%
3448 \DeclareOption{french1}{\mtcselectlanguage{french1}}%
3449 \DeclareOption{french2}{\mtcselectlanguage{french2}}%
3450 \DeclareOption{frenchb}{\mtcselectlanguage{frenchb}}%
3451 \DeclareOption{frenchle}{\mtcselectlanguage{frenchle}}%
3452 \DeclareOption{frenchpro}{\mtcselectlanguage{frenchpro}}%
3453 \DeclareOption{galician}{\mtcselectlanguage{galician}}%
3454 \DeclareOption{german}{\mtcselectlanguage{german}}%
3455 \DeclareOption{germanb}{\mtcselectlanguage{germanb}}%
3456 \DeclareOption{germanb2}{\mtcselectlanguage{germanb2}}%
3457 \DeclareOption{greek}{\mtcselectlanguage{greek}}%
3458 \DeclareOption{greek-mono}{\mtcselectlanguage{greek-mono}}%
3459 \DeclareOption{greek-polydemo}{\mtcselectlanguage{greek-polydemo}}%
3460 \DeclareOption{greek-polykatha}{\mtcselectlanguage{greek-polykatha}}%
3461 \DeclareOption{guarani}{\mtcselectlanguage{guarani}}%
3462 \DeclareOption{hangul1}{\mtcselectlanguage{hangul1}}%
3463 \DeclareOption{hangul2}{\mtcselectlanguage{hangul2}}%
3464 \DeclareOption{hangul3}{\mtcselectlanguage{hangul3}}%
3465 \DeclareOption{hangul4}{\mtcselectlanguage{hangul4}}%
3466 \DeclareOption{hangul-u8}{\mtcselectlanguage{hangul-u8}}%
3467 \DeclareOption{hanja1}{\mtcselectlanguage{hanja1}}%
3468 \DeclareOption{hanja2}{\mtcselectlanguage{hanja2}}%
3469 \DeclareOption{hanja-u8}{\mtcselectlanguage{hanja-u8}}%
3470 \DeclareOption{hebrew}{\mtcselectlanguage{hebrew}}%
3471 \DeclareOption{hebrew2}{\mtcselectlanguage{hebrew2}}%
3472 \DeclareOption{hungarian}{\mtcselectlanguage{hungarian}}%
3473 \DeclareOption{icelandic}{\mtcselectlanguage{icelandic}}%
3474 \DeclareOption{indon}{\mtcselectlanguage{indon}}%
3475 \DeclareOption{indonesian}{\mtcselectlanguage{indonesian}}%
3476 \DeclareOption{interlingua}{\mtcselectlanguage{interlingua}}%
3477 \DeclareOption{irish}{\mtcselectlanguage{irish}}%
3478 \DeclareOption{italian}{\mtcselectlanguage{italian}}%
3479 \DeclareOption{italian2}{\mtcselectlanguage{italian2}}%
3480 \DeclareOption{japanese}{\mtcselectlanguage{japanese}}%
3481 \DeclareOption{japanese2}{\mtcselectlanguage{japanese2}}%
3482 \DeclareOption{japanese3}{\mtcselectlanguage{japanese3}}%
3483 \DeclareOption{japanese4}{\mtcselectlanguage{japanese4}}%
3484 \DeclareOption{japanese5}{\mtcselectlanguage{japanese5}}%
3485 \DeclareOption{kannada}{\mtcselectlanguage{kannada}}%
3486 \DeclareOption{khalkha}{\mtcselectlanguage{khalkha}}%
3487 \DeclareOption{latin}{\mtcselectlanguage{latin}}%
3488 \DeclareOption{latin2}{\mtcselectlanguage{latin2}}%
3489 \DeclareOption{latvian}{\mtcselectlanguage{latvian}}%
3490 \DeclareOption{letton}{\mtcselectlanguage{letton}}%
3491 \DeclareOption{lithuanian}{\mtcselectlanguage{lithuanian}}%
3492 \DeclareOption{lowersorbian}{\mtcselectlanguage{lowersorbian}}%
3493 \DeclareOption{lsorbian}{\mtcselectlanguage{lsorbian}}%
3494 \DeclareOption{magyar}{\mtcselectlanguage{magyar}}%
3495 \DeclareOption{magyar2}{\mtcselectlanguage{magyar2}}%
3496 \DeclareOption{magyar3}{\mtcselectlanguage{magyar3}}%
3497 \DeclareOption{malay}{\mtcselectlanguage{malay}}%
3498 \DeclareOption{malayalam-keli}{\mtcselectlanguage{malayalam-keli}}%
3499 \DeclareOption{malayalam-omega}{\mtcselectlanguage{malayalam-omega}}%
3500 \DeclareOption{malayalam-rachana}{\mtcselectlanguage{malayalam-rachana}}%

```

```

3501 \DeclareOption{malayalam-rachana2}{\mtcselectlanguage{malayalam-rachana2}}%
3502 \DeclareOption{manju}{\mtcselectlanguage{manju}}%
3503 \DeclareOption{meyalu}{\mtcselectlanguage{meyalu}}%
3504 \DeclareOption{mongol}{\mtcselectlanguage{mongol}}%
3505 \DeclareOption{naustrian}{\mtcselectlanguage{naustrian}}%
3506 \DeclareOption{newzealand}{\mtcselectlanguage{newzealand}}%
3507 \DeclareOption{ngerman}{\mtcselectlanguage{ngerman}}%
3508 \DeclareOption{ngermanb}{\mtcselectlanguage{ngermanb}}%
3509 \DeclareOption{ngermanb2}{\mtcselectlanguage{ngermanb2}}%
3510 \DeclareOption{norsk}{\mtcselectlanguage{norsk}}%
3511 \DeclareOption{norsk2}{\mtcselectlanguage{norsk2}}%
3512 \DeclareOption{nynorsk2}{\mtcselectlanguage{nynorsk2}}%
3513 \DeclareOption{polish}{\mtcselectlanguage{polish}}%
3514 \DeclareOption{polish2}{\mtcselectlanguage{polish2}}%
3515 \DeclareOption{polski}{\mtcselectlanguage{polski}}%
3516 \DeclareOption{portuges}{\mtcselectlanguage{portuges}}%
3517 \DeclareOption{portuguese}{\mtcselectlanguage{portuguese}}%
3518 \DeclareOption{romanian}{\mtcselectlanguage{romanian}}%
3519 \DeclareOption{romanian2}{\mtcselectlanguage{romanian2}}%
3520 \DeclareOption{romanian3}{\mtcselectlanguage{romanian3}}%
3521 \DeclareOption{russian}{\mtcselectlanguage{russian}}%
3522 \DeclareOption{russianb}{\mtcselectlanguage{russianb}}%
3523 \DeclareOption{russianc}{\mtcselectlanguage{russianc}}%
3524 \DeclareOption{russian2m}{\mtcselectlanguage{russian2m}}%
3525 \DeclareOption{russian2o}{\mtcselectlanguage{russian2o}}%
3526 \DeclareOption{russian-cca}{\mtcselectlanguage{russian-cca}}%
3527 \DeclareOption{russian-cca1}{\mtcselectlanguage{russian-cca1}}%
3528 \DeclareOption{russian-lh}{\mtcselectlanguage{russian-lh}}%
3529 \DeclareOption{russian-lhcyralt}{\mtcselectlanguage{russian-lhcyralt}}%
3530 \DeclareOption{russian-lhcyrkoi}{\mtcselectlanguage{russian-lhcyrkoi}}%
3531 \DeclareOption{russian-lhcyrwin}{\mtcselectlanguage{russian-lhcyrwin}}%
3532 \DeclareOption{samin}{\mtcselectlanguage{samin}}%
3533 \DeclareOption{scottish}{\mtcselectlanguage{scottish}}%
3534 \DeclareOption{serbian}{\mtcselectlanguage{serbian}}%
3535 \DeclareOption{serbianc}{\mtcselectlanguage{serbianc}}%
3536 \DeclareOption{slovak}{\mtcselectlanguage{slovak}}%
3537 \DeclareOption{slovene}{\mtcselectlanguage{slovene}}%
3538 \DeclareOption{spanish}{\mtcselectlanguage{spanish}}%
3539 \DeclareOption{spanish2}{\mtcselectlanguage{spanish2}}%
3540 \DeclareOption{spanish3}{\mtcselectlanguage{spanish3}}%
3541 \DeclareOption{spanish4}{\mtcselectlanguage{spanish4}}%
3542 \DeclareOption{swedish}{\mtcselectlanguage{swedish}}%
3543 \DeclareOption{swedish2}{\mtcselectlanguage{swedish2}}%
3544 \DeclareOption{thai}{\mtcselectlanguage{thai}}%
3545 \DeclareOption{turkish}{\mtcselectlanguage{turkish}}%
3546 \DeclareOption{uighur}{\mtcselectlanguage{uighur}}%
3547 \DeclareOption{uighur2}{\mtcselectlanguage{uighur2}}%
3548 \DeclareOption{uighur3}{\mtcselectlanguage{uighur3}}%
3549 \DeclareOption{UKenglish}{\mtcselectlanguage{UKenglish}}%
3550 \DeclareOption{ukraineb}{\mtcselectlanguage{ukraineb}}%
3551 \DeclareOption{ukrainian}{\mtcselectlanguage{ukrainian}}%
3552 \DeclareOption{uppersorbian}{\mtcselectlanguage{uppersorbian}}%
3553 \DeclareOption{USenglish}{\mtcselectlanguage{USenglish}}%
3554 \DeclareOption{usorbian}{\mtcselectlanguage{usorbian}}%

```

```

3555 \DeclareOption{vietnam}{\mtcselectlanguage{vietnam}}%
3556 \DeclareOption{vietnamese}{\mtcselectlanguage{vietnamese}}%
3557 \DeclareOption{welsh}{\mtcselectlanguage{welsh}}%
3558 \DeclareOption{xalx}{\mtcselectlanguage{xalx}}%
3559 \DeclareOption{xalx2}{\mtcselectlanguage{xalx2}}%
3560 \DeclareOption{xalx3}{\mtcselectlanguage{xalx3}}%

```

## 9.78 The hints option

`\DeclareOption` We declare the hints (default) and nohints options:  
`\if@mtc@hints@`

```

3561 \DeclareOption{hints}{\@mtc@hints@true}
3562 \DeclareOption{nohints}{\@mtc@hints@false}

```

`\mtc@hints@begindoc` The hints option is made of three parts: the first, `\mtc@hints@begindoc`, is executed  
`\AtBeginDocument` via `\AtBeginDocument` and looks if some packages or classes are loaded and gives warnings about their compatibility with minitoc.

The second part is made of tiny pieces of code inserted in the minitoc code, to verify that some macros are called in the right order.

`\mtc@hints@enddoc` The third and last part, `\mtc@hints@enddoc`, is executed via `\AtEndDocument` and  
`\AtEndDocument` examines some flags set by the first and the second parts. Then, if necessary, it writes some infos in the .log file and/or warnings on the screen and in the .log file. Note that the hints option does not signal errors, only infos and warnings, so it does not stop the L<sup>A</sup>T<sub>E</sub>X run.

### 9.78.1 First part: `\mtc@hints@begindoc`

`\if@mtc@abstract@loaded@` We declare some flags and the first part of the hints option (for `\AtBeginDocument`):

```

\mtc@hints@begindoc
\if@mtc@toc@used@ 3563 \newif\if@mtc@abstract@loaded@ \@mtc@abstract@loaded@false
\if@mtc@lof@used@ 3564 \newif\if@mtc@toc@used@ \global\@mtc@toc@used@false
\if@mtc@lot@used@ 3565 \newif\if@mtc@lof@used@ \global\@mtc@lof@used@false
3566 \newif\if@mtc@lot@used@ \global\@mtc@lot@used@false
3567 \def\mtc@hints@begindoc{%
3568 \mtcPackageInfo[<I0049>]{minitoc(hints)}}%
3569 {==> You requested the hints option\MessageBreak
3570 Some hints are eventually given below\@gobble}%

```

**9.78.1.1 Hint about the alphanum package**

`\@ifpackageloaded` We test the presence of the alphanum package (part of the jura class [77]), and emit a  
`\if@mtc@hints@given@` warning, because this package is incompatible with minitoc:

```

3571 \@ifpackageloaded{alphanum}%
3572 {\@mtc@hints@given@true
3573 \mtcPackageWarningNoLine[<W0025>]{minitoc(hints)}%
3574 {--- The alphanum package is loaded. \MessageBreak
3575 It is incompatible\MessageBreak with the minitoc package}}}%

```

**9.78.1.2 Hint about the appendix package**

`\@ifpackageloaded` We test the presence of the appendix package [204]:  
`\if@mtc@hints@given@`

```

3576 \@ifpackageloaded{appendix}{%
3577 \@mtc@hints@given@true
3578 \mtcPackageInfo[<I0042>]{minitoc(hints)}%
3579 {--- The appendix package is loaded. \MessageBreak
3580 See the minitoc package documentation\MessageBreak
3581 for specific precautions\@gobble}}}%

```

**9.78.1.3 Hint about the tocbibind package**

`\@ifpackageloaded` We test the presence of the tocbibind package [205]:  
`\if@mtc@hints@given@`

```

3582 \@ifpackageloaded{tocbibind}%
3583 {\@mtc@hints@given@true
3584 \mtcPackageInfo[<I0046>]{minitoc(hints)}%
3585 {--- The tocbibind package is loaded. \MessageBreak
3586 See the minitoc package documentation\MessageBreak
3587 for specific precautions\@gobble}}}%

```

**9.78.1.4 Hint about the KOMA-Script classes**

`\@ifclassloaded` We test the presence of each minitoc-compatible KOMA-Script class [161]:  
`\if@mtc@hints@given@`

```

3588 \@ifclassloaded{scrbook}%
3589 {\@mtc@hints@given@true
3590 \mtcPackageInfo[<I0043>]{minitoc(hints)}%
3591 {--- The KOMAScript scrbook class is loaded. \MessageBreak
3592 See the minitoc package documentation\MessageBreak
3593 for specific precautions\@gobble}}}%

```

```

3594 \@ifclassloaded{scrreprt}%
3595 {\@mtc@hints@given@true
3596 \mtcPackageInfo[<I0043>]{minitoc(hints)}}%
3597 {--- The KOMAScript scrreprt class is loaded. \MessageBreak
3598 See the minitoc package documentation\MessageBreak
3599 for specific precautions\@gobble}}}%
3600 \@ifclassloaded{scrartcl}%
3601 {\@mtc@hints@given@true
3602 \mtcPackageInfo[<I0043>]{minitoc(hints)}}%
3603 {--- The KOMAScript scrartcl class is loaded. \MessageBreak
3604 See the minitoc package documentation\MessageBreak
3605 for specific precautions\@gobble}}}%

```

### 9.78.1.5 Hint about the tocloft package

\@ifpackageloaded We test the presence of the tocloft package [202]:  
\if@mtc@hints@given@

```

3606 \@ifpackageloaded{tocloft}%
3607 {\@mtc@hints@given@true
3608 \mtcPackageInfo[<I0047>]{minitoc(hints)}}%
3609 {--- The tocloft package is loaded. \MessageBreak
3610 See the minitoc package documentation\MessageBreak
3611 for specific precautions\@gobble}}}%

```

### 9.78.1.6 Hint about the titletoc package

\@ifpackageloaded We test the presence of the titletoc package [27], and emit a warning, because this  
\if@mtc@hints@given@ package is incompatible with minitoc:

```

3612 \@ifpackageloaded{titletoc}%
3613 {\@mtc@hints@given@true
3614 \mtcPackageWarningNoLine[<W0040>]{minitoc(hints)}}%
3615 {--- The titletoc package is loaded. \MessageBreak
3616 It is incompatible\MessageBreak with the minitoc package}}}%

```

### 9.78.1.7 Hint about the placeins package

\@ifpackageloaded We test if the placeins package [9] is loaded and, if yes, we check that the right options  
\if@mtc@ss@insection@ are selected:

```

\@ifpackagewith
\if@mtc@hints@given@ 3617 \@ifpackageloaded{placeins}%
3618 {\if@mtc@ss@insection@
3619 \@ifpackagewith{placeins}{section}}}%
3620 {\@mtc@hints@given@true

```

```

3621 \mtcPackageWarningNoLine[<W0031>]{minitoc(hints)}%
3622 {--- The placeins package is loaded
3623 \MessageBreak
3624 without the section option,
3625 \MessageBreak
3626 but minitoc used the insection option
3627 \MessageBreak
3628 which implies it. Try to inverse the
3629 \MessageBreak
3630 loading order and use coherent options.
3631 \MessageBreak
3632 You may have got a message\MessageBreak
3633 ! LaTeX Error: Option clash for package placeins}%
3634 }%
3635 \@ifpackagewith{placeins}{above}%
3636 {\@mtc@hints@given@true
3637 \mtcPackageWarningNoLine[<W0084>]{minitoc(hints)}%
3638 {--- The placeins package is loaded
3639 \MessageBreak
3640 with the above option,
3641 \MessageBreak
3642 but minitoc used the insection option
3643 \MessageBreak
3644 which is incompatible with it.
3645 \MessageBreak
3646 Try to remove the above option
3647 \MessageBreak
3648 and use coherent options}%
3649 }{}%
3650 \@ifpackagewith{placeins}{below}%
3651 {\@mtc@hints@given@true
3652 \mtcPackageWarningNoLine[<W0085>]{minitoc(hints)}%
3653 {--- The placeins package is loaded
3654 \MessageBreak
3655 with the below option,
3656 \MessageBreak
3657 but minitoc used the insection option
3658 \MessageBreak
3659 which is incompatible with it.
3660 \MessageBreak
3661 Try to remove the below option
3662 \MessageBreak
3663 and use coherent options}%
3664 }{}%
3665 \fi
3666 \@ifpackagelater{placeins}{2005/04/18}{}{}%
3667 \@mtc@hints@given@true
3668 \mtcPackageWarningNoLine[<W0032>]{minitoc(hints)}%
3669 {--- The placeins package loaded is
3670 \MessageBreak
3671 too old. It should have a version
3672 \MessageBreak
3673 date of 2005/04/18 at least}%
3674 }%

```



```
3675 }{}%
```

### 9.78.1.8 Hint about the memoir class

```
\@ifclassloaded We test if the memoir class [208, 209] is loaded:
\if@mtc@hints@given@
```

```
3676 \@ifclassloaded{memoir}%
3677 {\@mtc@hints@given@true
3678 \mtcPackageInfo[<I0044>]{minitoc(hints)}}%
3679 {--- The memoir class is loaded. \MessageBreak
3680 See the minitoc package documentation\MessageBreak
3681 for specific precautions\@gobble}{}%
3682 }{}%
```

### 9.78.1.9 Hint about the amsart and amsproc classes

```
\@ifclassloaded We test if the amsart or amsproc class is loaded and emit a warning, because these
\if@mtc@hints@given@ classes are incompatible with minitoc:
```

```
3683 \@ifclassloaded{amsart}%
3684 {\@mtc@hints@given@true
3685 \mtcPackageWarningNoLine[<W0026>]{minitoc(hints)}}%
3686 {--- The amsart class is loaded. \MessageBreak
3687 It is incompatible\MessageBreak with the minitoc package}}{}%
3688 \@ifclassloaded{amsproc}%
3689 {\@mtc@hints@given@true
3690 \mtcPackageWarningNoLine[<W0027>]{minitoc(hints)}}%
3691 {--- The amsproc class is loaded. \MessageBreak
3692 It is incompatible\MessageBreak with the minitoc package}}{}%
```

### 9.78.1.10 Hint about the amsbook class

```
\@ifclassloaded We test if the amsbook class is loaded:
\if@mtc@hints@given@
```

```
3693 \@ifclassloaded{amsbook}%
3694 {\@mtc@hints@given@true
3695 \mtcPackageInfo[<I0041>]{minitoc(hints)}}%
3696 {--- The amsbook class is loaded. \MessageBreak
3697 See the minitoc package documentation\MessageBreak
3698 for specific precautions\@gobble}{}%
3699 }{}%
```

**9.78.1.11 Hint about the abstract package**

```

\@ifpackageloaded We test the presence of the abstract package [203], then its options:
\@ifpackagewith
\if@mtc@hints@given@ 3700 \@ifpackageloaded{abstract}%
 3701 {\@mtc@abstract@loaded@true%
 3702 \@ifpackagewith{abstract}{addtotoc}%
 3703 {\@mtc@hints@given@true
 3704 \mtcPackageInfo[<I0040>]{minitoc(hints)}%
 3705 {The ‘‘abstract’’ package has been\MessageBreak
 3706 loaded with the ‘‘addtotoc’’ option.\MessageBreak
 3707 You need to look at the\MessageBreak
 3708 documentation to adjust.
 3709 \MessageBreak}
 3710 }}{}

```

**9.78.1.12 Hint about the jura class**

```

\@ifclassloaded We test if the jura class is loaded and emit a warning, because this class is incompatible
\if@mtc@hints@given@ with minitoc:

3711 \@ifclassloaded{jura}%
3712 {\@mtc@hints@given@true
3713 \mtcPackageWarningNoLine[<W0029>]{minitoc(hints)}%
3714 {--- The jura class is loaded. \MessageBreak
3715 It is incompatible\MessageBreak with the minitoc package}}{}%

```

**9.78.1.13 Hint about the alteration of the sectionning commands**

```

\part To check if the sectionning commands \part, \chapter or \section have
\chapter been altered by some package or in the preamble, we compare them (when
\section executing a \AtBeginDocument block) with their saved versions (saved by the
\AtBeginDocument minitoc package when it is loaded) \mtc@hints@part, \mtc@hints@chapter
\mtc@hints@part and \mtc@hints@section. For each sectionning command, we must perform the
\mtc@hints@chapter comparaisn for the command itself, its unstarred branch and its starred branch. But the
\mtc@hints@section hyperref package [176] may interfere, hence the formal precautions in the messages.

```

**9.78.1.13.1 Alteration of \part :**

```

\if@mtc@hints@w@ We check the alteration of \part, \@part and \@spart:
\@ifundefined
\part 3716 \@mtc@hints@w@false
\mtc@hints@part 3717 \@ifundefined{part}{}{\ifx\part\mtc@hints@part\relax
\@part
\mtc@hints@@part
\@spart
\mtc@hints@@spart
\if@mtc@hints@given@
\if@mtc@hyper@used@

```

```

3718 \else\@mtc@hints@w@true\fi}
3719 \@ifundefined{part}{}{\ifx\@part\mtc@hints@@part\relax
3720 \else\@mtc@hints@w@true\fi}
3721 \@ifundefined{part}{}{\ifx\@spart\mtc@hints@@spart\relax
3722 \else\@mtc@hints@w@true\fi}
3723 \if@mtc@hints@w@\@mtc@hints@given@true%
3724 \mtcPackageWarningNoLine[<W0030>]{minitoc(hints)}%
3725 {--- The \string\part\space command is altered\MessageBreak after minitoc}
3726 \if@mtc@hyper@used@
3727 \mtcPackageWarningNoLine[<W0023>]{minitoc(hints)}%
3728 {--- It may be the consequence\MessageBreak
3729 of loading the ‘hyperref’ package}
3730 \fi
3731 \fi

```

### 9.78.1.13.2 Alteration of \chapter :

```

\if@mtc@hints@w@ We check the alteration of \chapter, \@chapter and \@schapter:
\@ifundefined
\chapter 3732 \@mtc@hints@w@false
\mtc@hints@chapter 3733 \@ifundefined{chapter}{}{\ifx\chapter\mtc@hints@chapter\relax
\@chapter 3734 \else\@mtc@hints@w@true\fi}%
\mtc@hints@@chapter 3735 \@ifundefined{chapter}{}{\ifx\@chapter\mtc@hints@@chapter\relax
\@schapter 3736 \else\@mtc@hints@w@true\fi}%
\mtc@hints@@@schapter 3737 \@ifundefined{chapter}{}{\ifx\@schapter\mtc@hints@@@schapter\relax
\if@mtc@hints@given@ 3738 \else\@mtc@hints@w@true\fi}%
\if@mtc@hyper@used@ 3739 \if@mtc@hints@w@\@mtc@hints@given@true%
3740 \mtcPackageWarningNoLine[<W0028>]{minitoc(hints)}%
3741 {--- The \string\chapter\space command is altered\MessageBreak after minitoc}
3742 \if@mtc@hyper@used@
3743 \mtcPackageWarningNoLine[<W0023>]{minitoc(hints)}%
3744 {--- It may be the consequence\MessageBreak
3745 of loading the ‘hyperref’ package}
3746 \fi
3747 \fi

```

### 9.78.1.13.3 Alteration of \section :

```

\if@mtc@hints@w@ We check the alteration of \section, \@sect and \@ssect:
\@ifundefined
\section 3748 \@mtc@hints@w@false
\mtc@hints@section 3749 \@ifundefined{chapter}%
\@sect 3750 {\@ifundefined{section}{}{\ifx\section\mtc@hints@section\relax\else
\mtc@hints@@sect 3751 \@mtc@hints@w@true\fi}
\@ssect 3752 \@ifundefined{section}{}{\ifx\@sect\mtc@hints@@sect\relax\else
\mtc@hints@@@ssect 3753 \@mtc@hints@w@true\fi}
\if@mtc@hints@given@ 3754 \@ifundefined{section}{}{\ifx\@ssect\mtc@hints@@@ssect\relax\else
\if@mtc@hyper@used@ 3755 \@mtc@hints@w@true\fi}

```

```

3756 \if@mtc@hints@w@\@mtc@hints@given@true%
3757 \mtcPackageWarningNoLine[<W0039>]{minitoc(hints)}%
3758 {--- The \string\section\space command is altered\MessageBreak after minitoc}
3759 \if@mtc@hyper@used@
3760 \mtcPackageWarningNoLine[<W0023>]{minitoc(hints)}%
3761 {--- It may be the consequence\MessageBreak
3762 of loading the ‘hyperref’ package}
3763 \fi
3764 \relax\else\fi}{}%

```

#### 9.78.1.14 Hint about the coherence of the calling sequences of some commands

And finally, we prepare the coherence tests about the calling sequences of triplets of associated commands like `\doparttoc`, `\parttoc` and `\[fake]listofcontents`, and similar: to be able to use `\parttoc`, a table of contents file must have been created via `\[fake]listofcontents` and splitted into `parttoc` files via `\doparttoc`.

```

\if@mtc@hints@ Hence we initialize some flags:
\if@mtc@toc@used@
\if@mtc@lof@used@ 3765 \if@mtc@hints@
\if@mtc@lot@used@ 3766 \global\@mtc@toc@used@false
 3767 \global\@mtc@lof@used@false
 3768 \global\@mtc@lot@used@false

```

```

\mtc@sv@tableofcontents Then we patch the involved commands to set the corresponding flag when they are used.
\tableofcontents First, the commands for the main summaries:
\if@mtc@toc@used@
\mtc@sv@listoffigures 3769 \let\mtc@sv@tableofcontents\tableofcontents
\listoffigures 3770 \def\tableofcontents%
\if@mtc@lof@used@ 3771 {\global\@mtc@toc@used@true\mtc@sv@tableofcontents}
\mtc@sv@listoftables 3772 \let\mtc@sv@listoffigures\listoffigures
\listoftables 3773 \def\listoffigures%
\if@mtc@lot@used@ 3774 {\global\@mtc@lof@used@true\mtc@sv@listoffigures}
 3775 \let\mtc@sv@listoftables\listoftables
 3776 \def\listoftables%
 3777 {\global\@mtc@lot@used@true\mtc@sv@listoftables}

```

```

\mtc@sv@faketableofcontents Then, their “fake” siblings:
\fakeofcontents
\if@mtc@toc@used@ 3778 \let\mtc@sv@faketableofcontents\fakeofcontents
\mtc@sv@fakelistoffigures 3779 \def\fakeofcontents%
\fakelistoffigures 3780 {\global\@mtc@toc@used@true\mtc@sv@faketableofcontents}
\if@mtc@lof@used@ 3781 \let\mtc@sv@fakelistoffigures\fakelistoffigures
\mtc@sv@fakelistoftables 3782 \def\fakelistoffigures%
\fakelistoftables 3783 {\global\@mtc@lof@used@true\mtc@sv@fakelistoffigures}
\if@mtc@lot@used@ 3784 \let\mtc@sv@fakelistoftables\fakelistoftables

```

```

3785 \def\fake listinoftables%
3786 {\global\@mtc@lot@used@true\mtc@sv@fake listinoftables}
3787 \fi

```

\mtc@hints@begindoc And the \mtc@hints@begindoc definition is finished (it begins in section 9.78.1 on page 365):

```

3788 }

```

## 9.78.2 Final part: \mtc@hints@enddoc

\mtc@hints@enddoc The final part of the hints option is executed via \AtEndDocument. Its code is in the \AtEndDocument \mtc@hints@enddoc macro. It is a sequence of tests on the packages or classes loaded and the flags set during the first and the second parts of this option. First, we declare the \mtc@hints@enddoc macro:

```

3789 \def\mtc@hints@enddoc{%

```

### 9.78.2.1 Hint about \sect-lof|lot and the insection option

\if@mtc@sect@floats@ We look if some section-level lists of figures or tables have been requested.  
 \if@dosectlof@used@  
 \if@dosectlot@used@ 3790 \if@dosectlof@used@\@mtc@sect@floats@true\fi  
 \if@sectlof@used@ 3791 \if@dosectlot@used@\@mtc@sect@floats@true\fi  
 \if@sectlot@used@ 3792 \if@sectlof@used@\@mtc@sect@floats@true\fi  
 \if@mtc@section@def@ 3793 \if@sectlot@used@\@mtc@sect@floats@true\fi  
 3794 \if@mtc@section@def@

\if@mtc@placeinsLoaded@ If yes, we verify that the placeins package [9] has been loaded with the correct options or that the insection option of the minitoc package has been invoked. If not, a warning is given.  
 \if@mtc@sect@floats@  
 \if@mtc@hints@w@  
 \if@mtc@hints@given@

```

3795 \if@mtc@placeinsLoaded@ \else
3796 \if@mtc@sect@floats@%
3797 \mtcPackageWarningNoLine[<W0056>]{minitoc(hints)}%
3798 {You are using \string\dosectlof\space and/or \MessageBreak
3799 \string\dosectlot, \string\sectlof\space and/or \string\sectlot,
3800 \MessageBreak
3801 hence the ‘‘insection’’ package\MessageBreak
3802 option is recommended}%
3803 \@mtc@hints@w@true \@mtc@hints@given@true
3804 \fi
3805 \fi

```

**9.78.2.2 Final part of the coherence tests**

We test if `\parttoc` has been used without `\doparttoc`, etc., for each pair of preparation/insertion commands.

```

\if@mtc@part@def@ For the part level commands:
\if@parttoc@used@
\if@doparttoc@used@ 3806 \if@mtc@part@def@
\if@mtc@hints@given@ 3807 \if@parttoc@used@
 \if@partlof@used@ 3808 \if@doparttoc@used@\else
\if@dopartlof@used@ 3809 \mtcPackageWarningNoLine[<W0062>]{minitoc(hints)}%
 \if@partlot@used@ 3810 {You have used \string\parttoc,\MessageBreak
\if@dopartlot@used@ 3811 but not \string\doparttoc}
 3812 \@mtc@hints@given@true
 3813 \fi
 3814 \fi
 3815 \if@partlof@used@
 3816 \if@dopartlof@used@\else
 3817 \mtcPackageWarningNoLine[<W0060>]{minitoc(hints)}%
 3818 {You have used \string\partlof,\MessageBreak
 3819 but not \string\dopartlof}
 3820 \@mtc@hints@given@true
 3821 \fi
 3822 \fi
 3823 \if@partlot@used@
 3824 \if@dopartlot@used@\else
 3825 \mtcPackageWarningNoLine[<W0061>]{minitoc(hints)}%
 3826 {You have used \string\partlot,\MessageBreak
 3827 but not \string\dopartlot}
 3828 \@mtc@hints@given@true
 3829 \fi
 3830 \fi
 3831 \fi

\if@mtc@chapter@def@ For the chapter level commands:
\if@minitoc@used@
\if@dominitoc@used@ 3832 \if@mtc@chapter@def@
\if@mtc@hints@given@ 3833 \if@minitoc@used@
 \if@minilof@used@ 3834 \if@dominitoc@used@\else
\if@dominilof@used@ 3835 \mtcPackageWarningNoLine[<W0059>]{minitoc(hints)}%
 \if@minilot@used@ 3836 {You have used \string\minitoc,\MessageBreak
\if@dominilot@used@ 3837 but not \string\dominitoc}
 3838 \@mtc@hints@given@true
 3839 \fi
 3840 \fi
 3841 \if@minilof@used@
 3842 \if@dominilof@used@\else
 3843 \mtcPackageWarningNoLine[<W0057>]{minitoc(hints)}%
 3844 {You have used \string\minilof,\MessageBreak
 3845 but not \string\dominilof}

```

```

3846 \@mtc@hints@given@true
3847 \fi
3848 \fi
3849 \if@minilot@used@
3850 \if@dominilot@used@\else
3851 \mtcPackageWarningNoLine[<W0058>]{minitoc(hints)}%
3852 {You have used \string\minilot,\MessageBreak
3853 but not \string\dominilot}
3854 \@mtc@hints@given@true
3855 \fi
3856 \fi
3857 \fi

```

```

\if@mtc@section@def@ For the section level commands:
\if@secttoc@used@
\if@dosecttoc@used@ 3858 \if@mtc@section@def@
\if@mtc@hints@given@ 3859 \if@secttoc@used@
\if@sectlof@used@ 3860 \if@dosecttoc@used@\else
\if@dosectlof@used@ 3861 \mtcPackageWarningNoLine[<W0065>]{minitoc(hints)}%
\if@sectlot@used@ 3862 {You have used \string\secttoc,\MessageBreak
\if@dosectlot@used@ 3863 but not \string\dosecttoc}
3864 \@mtc@hints@given@true
3865 \fi
3866 \fi
3867 \if@sectlof@used@
3868 \if@dosectlof@used@\else
3869 \mtcPackageWarningNoLine[<W0063>]{minitoc(hints)}%
3870 {You have used \string\sectlof,\MessageBreak
3871 but not \string\dosectlof}
3872 \@mtc@hints@given@true
3873 \fi
3874 \fi
3875 \if@sectlot@used@
3876 \if@dosectlot@used@\else
3877 \mtcPackageWarningNoLine[<W0064>]{minitoc(hints)}%
3878 {You have used \string\sectlot,\MessageBreak
3879 but not \string\dosectlot}
3880 \fi
3881 \fi
3882 \fi

```

### 9.78.2.3 Check if the main tables have been prepared (first part)

Now, we test if a `\doparttoc` macro has been called but without any matching `\parttoc`, hence its a vain call. We do the same for each analog command.

```

\if@mtc@part@def@ Part level commands:
\if@doparttoc@used@
 \if@parttoc@used@ 3883 \if@mtc@part@def@
\if@mtc@hints@given@ 3884 \if@doparttoc@used@
\if@dopartlof@used@ 3885 \if@parttoc@used@\else
 \if@partlof@used@ 3886 \mtcPackageWarningNoLine[<W0075>]{minitoc(hints)}%
\if@dopartlot@used@ 3887 {You have used \string\doparttoc,\MessageBreak
 \if@partlot@used@ 3888 but not \string\parttoc}
 3889 \@mtc@hints@given@true
 3890 \fi
 3891 \fi
 3892 \if@dopartlof@used@
 3893 \if@partlof@used@\else
 3894 \mtcPackageWarningNoLine[<W0076>]{minitoc(hints)}%
 3895 {You have used \string\dopartlof,\MessageBreak
 3896 but not \string\partlof}
 3897 \@mtc@hints@given@true
 3898 \fi
 3899 \fi
 3900 \if@dopartlot@used@
 3901 \if@partlot@used@\else
 3902 \mtcPackageWarningNoLine[<W0077>]{minitoc(hints)}%
 3903 {You have used \string\dopartlot,\MessageBreak
 3904 but not \string\partlot}
 3905 \@mtc@hints@given@true
 3906 \fi
 3907 \fi
 3908 \fi

\if@mtc@chapter@def@ Chapter level commands:
\if@dominitoc@used@
 \if@minitoc@used@ 3909 \if@mtc@chapter@def@
\if@mtc@hints@given@ 3910 \if@dominitoc@used@
\if@dominilof@used@ 3911 \if@minitoc@used@\else
 \if@minilof@used@ 3912 \mtcPackageWarningNoLine[<W0078>]{minitoc(hints)}%
\if@dominilot@used@ 3913 {You have used \string\dominitoc,\MessageBreak
 \if@minilot@used@ 3914 but not \string\minitoc}
 3915 \@mtc@hints@given@true
 3916 \fi
 3917 \fi
 3918 \if@dominilof@used@
 3919 \if@minilof@used@\else
 3920 \mtcPackageWarningNoLine[<W0079>]{minitoc(hints)}%
 3921 {You have used \string\dominilof,\MessageBreak
 3922 but not \string\minilof}
 3923 \@mtc@hints@given@true
 3924 \fi
 3925 \fi
 3926 \if@dominilot@used@
 3927 \if@minilot@used@\else
 3928 \mtcPackageWarningNoLine[<W0080>]{minitoc(hints)}%
 3929 {You have used \string\dominilot,\MessageBreak

```



```

3930 but not \string\minilot}
3931 \@mtc@hints@given@true
3932 \fi
3933 \fi
3934 \fi

```

```

\if@mtc@section@def@ Section level commands:
\if@dosecttoc@used@
 \if@secttoc@used@ 3935 \if@mtc@section@def@
\if@mtc@hints@given@ 3936 \if@dosecttoc@used@
\if@dosectlof@used@ 3937 \if@secttoc@used@\else
 \if@sectlof@used@ 3938 \mtcPackageWarningNoLine[<W0081>]{minitoc(hints)}%
\if@dosectlot@used@ 3939 {You have used \string\dosecttoc,\MessageBreak
 \if@sectlot@used@ 3940 but not \string\secttoc}
3941 \@mtc@hints@given@true
3942 \fi
3943 \fi
3944 \if@dosectlof@used@
3945 \if@sectlof@used@\else
3946 \mtcPackageWarningNoLine[<W0082>]{minitoc(hints)}%
3947 {You have used \string\dosectlof,\MessageBreak
3948 but not \string\sectlof}
3949 \@mtc@hints@given@true
3950 \fi
3951 \fi
3952 \if@dosectlot@used@
3953 \if@sectlot@used@\else
3954 \mtcPackageWarningNoLine[<W0083>]{minitoc(hints)}%
3955 {You have used \string\dosectlot,\MessageBreak
3956 but not \string\sectlot}
3957 \fi
3958 \fi
3959 \fi
3960 \fi

```

#### 9.78.2.4 Check if the main tables have been prepared (second part)

Another coherence test verifies that if \parttoc has been called, then the macro \tableofcontents or \faketableofcontents has also been called (to create the necessary contents file); and similar tests are made for the other mini-table commands.

```

\if@mtc@part@def@ Part level commands:
\if@mtc@hints@given@
 \if@parttoc@used@ 3961 \if@mtc@part@def@
 \ifmtc@toc@used@ 3962 \if@parttoc@used@
\if@partlof@used@ 3963 \if@mtc@toc@used@\else
 \ifmtc@lof@used@ 3964 \mtcPackageWarningNoLine[<W0071>]{minitoc(hints)}%
\if@partlot@used@ 3965 {You have used \string\parttoc\space but not\MessageBreak
 \ifmtc@lot@used@

```

```

3966 \string\tableofcontents\MessageBreak nor
3967 \string\faketableofcontents}
3968 \@mtc@hints@given@true
3969 \fi
3970 \fi
3971 \if@partlof@used@
3972 \if@mtc@lof@used@\else
3973 \mtcPackageWarningNoLine[<W0069>]{minitoc(hints)}%
3974 {You have used \string\partlof\space but not\MessageBreak
3975 \string\listoffigures\MessageBreak nor
3976 \string\fakelistoffigures}
3977 \@mtc@hints@given@true
3978 \fi
3979 \fi
3980 \if@partlot@used@
3981 \if@mtc@lot@used@\else
3982 \mtcPackageWarningNoLine[<W0070>]{minitoc(hints)}%
3983 {You have used \string\partlot\space but not\MessageBreak
3984 \string\listoftables\MessageBreak nor
3985 \string\fakelistoftables}
3986 \@mtc@hints@given@true
3987 \fi
3988 \fi
3989 \fi

```

\if@mtc@chapter@def@ Chapter level commands:

\if@mtc@hints@given@

```

\if@minitoc@used@ 3990 \if@mtc@chapter@def@
\ifmtc@toc@used@ 3991 \if@minitoc@used@
\if@minilof@used@ 3992 \if@mtc@toc@used@\else
\ifmtc@lof@used@ 3993 \mtcPackageWarningNoLine[<W0068>]{minitoc(hints)}%
\if@minilot@used@ 3994 {You have used \string\minitoc\space but not\MessageBreak
\ifmtc@lot@used@ 3995 \string\tableofcontents\MessageBreak nor
3996 \string\faketableofcontents}
3997 \@mtc@hints@given@true
3998 \fi
3999 \fi
4000 \if@minilof@used@
4001 \if@mtc@lof@used@\else
4002 \mtcPackageWarningNoLine[<W0066>]{minitoc(hints)}%
4003 {You have used \string\minilof\space but not\MessageBreak
4004 \string\listoffigures\MessageBreak nor
4005 \string\fakelistoffigures}
4006 \@mtc@hints@given@true
4007 \fi
4008 \fi
4009 \if@minilot@used@
4010 \if@mtc@lot@used@\else
4011 \mtcPackageWarningNoLine[<W0067>]{minitoc(hints)}%
4012 {You have used \string\minilot\space but not\MessageBreak
4013 \string\listoftables\MessageBreak nor
4014 \string\fakelistoftables}

```

```

4015 \@mtc@hints@given@true
4016 \fi
4017 \fi
4018 \fi

```

```

\if@mtc@section@def@ Section level commands:
\if@mtc@hints@given@
 \if@secttoc@used@ 4019 \if@mtc@section@def@
 \ifmtc@toc@used@ 4020 \if@secttoc@used@
 \if@sectlof@used@ 4021 \if@mtc@toc@used@\else
 \ifmtc@lof@used@ 4022 \mtcPackageWarningNoLine[<W0074>]{minitoc(hints)}%
 \if@sectlot@used@ 4023 {You have used \string\secttoc\space but not\MessageBreak
 \ifmtc@lot@used@ 4024 \string\tableofcontents\MessageBreak nor
 4025 \string\fake\tableofcontents}
 4026 \@mtc@hints@given@true
 4027 \fi
 4028 \fi
 4029 \if@sectlof@used@
 4030 \if@mtc@lof@used@\else
 4031 \mtcPackageWarningNoLine[<W0072>]{minitoc(hints)}%
 4032 {You have used \string\sectlof\space but not\MessageBreak
 4033 \string\listoffigures\MessageBreak nor
 4034 \string\fake\listoffigures}
 4035 \@mtc@hints@given@true
 4036 \fi
 4037 \fi
 4038 \if@sectlot@used@
 4039 \if@mtc@lot@used@\else
 4040 \mtcPackageWarningNoLine[<W0073>]{minitoc(hints)}%
 4041 {You have used \string\sectlot\space but not\MessageBreak
 4042 \string\listoftables\MessageBreak nor
 4043 \string\fake\listoftables}
 4044 \@mtc@hints@given@true
 4045 \fi
 4046 \fi
 4047 \fi

```

### 9.78.2.5 Check the number of mini-tables, in case of short extensions

```

\mtc@hints@checklongext If short extensions are used, you can use only 99 mini-tables of each kind. If more are
\if@longextensions@ created, the auxiliary files can be overwritten: the hundredth minitoc file \jobname.U100
\if@mtc@part@def@ has its name truncated to \jobname.U10, which is already the tenth minitoc file. Thus,
\value we need a hint to signal this situation. The code is rather simple, but the remedy is bitter
\if@mtc@hints@given@true and costly: either use a better operating system9, either redesign the document.
\if@mtc@chapter@def@
\if@mtc@section@def@ 4048 \def\mtc@hints@checklongext{%
4049 \if@longextensions@

```

---

<sup>9</sup> On the long term, a good investment.

```

4050 \else
4051 \if@mtc@part@def@
4052 \ifnum 99 < \value{ptc}\relax
4053 \@mtc@hints@given@true
4054 \mtcPackageWarningNoLine[<W0054>]{minitoc(hints)}%
4055 {You have used short extensions\MessageBreak
4056 and more than 99 parts (\arabic{ptc})}
4057 \fi
4058 \fi
4059 \if@mtc@chapter@def@
4060 \ifnum 99 < \value{mtc}\relax
4061 \@mtc@hints@given@true
4062 \mtcPackageWarningNoLine[<W0053>]{minitoc(hints)}%
4063 {You have used short extensions\MessageBreak
4064 and more than 99 chapters (\arabic{mtc})}
4065 \fi
4066 \else
4067 \if@mtc@section@def@
4068 \ifnum 99 < \value{stc}\relax
4069 \@mtc@hints@given@true
4070 \mtcPackageWarningNoLine[<W0055>]{minitoc(hints)}%
4071 {You have used short extensions\MessageBreak
4072 and more than 99 sections (\arabic{stc})}
4073 \fi
4074 \fi
4075 \fi
4076 \fi}
4077 \mtc@hints@checklongext

```

#### 9.78.2.6 Final part of the hint about the sectsty package

```

\if@mtc@sectstyLoaded@ We test if sectsty has been loaded before (correct) or after (incorrect) minitoc. See
\if@mtc@sectstyLoaded@a@ section 9.9.1 on page 238.
 \if@mtc@hints@given@
4078 \if@mtc@sectstyLoaded@\else
4079 \if@mtc@sectstyLoaded@a@
4080 \mtcPackageWarningNoLine[<W0037>]{minitoc(hints)}%
4081 {The sectsty package should be\MessageBreak
4082 loaded BEFORE the minitoc package}
4083 \@mtc@hints@given@true
4084 \fi
4085 \fi

```

#### 9.78.2.7 Final part of the hint about the varsects package

```

\if@mtc@varsectsLoaded@ We test if varsects has been loaded before (correct) or after (incorrect) minitoc. See
\if@mtc@varsectsLoaded@a@ section 9.9.2 on page 238.
 \if@mtc@hints@given@

```

```

4086 \if@mtc@varsectsLoaded@ \else
4087 \if@mtc@varsectsLoaded@a@
4088 \mtcPackageWarningNoLine[<W0038>]{minitoc(hints)}%
4089 {The varsects package should be\MessageBreak
4090 loaded BEFORE the minitoc package}
4091 \@mtc@hints@given@true
4092 \fi
4093 \fi

```

### 9.78.2.8 Final part of the hint about the fncychap package

\if@mtc@fncychapLoaded@ We test if fncychap has been loaded before (correct) or after (incorrect) minitoc. See  
 \if@mtc@fncychapLoaded@a@ section 9.9.3 on page 238.  
 \if@mtc@hints@given@

```

4094 \if@mtc@fncychapLoaded@ \else
4095 \if@mtc@fncychapLoaded@a@
4096 \mtcPackageWarningNoLine[<W0086>]{minitoc(hints)}%
4097 {The fncychap package should be\MessageBreak
4098 loaded BEFORE the minitoc package}
4099 \@mtc@hints@given@true
4100 \fi
4101 \fi

```

### 9.78.2.9 Final part of the hint about the quotchap package

\if@mtc@quotchapLoaded@ We test if quotchap has been loaded before (correct) or after (incorrect) minitoc. See  
 \if@mtc@quotchapLoaded@a@ section 9.9.4 on page 238.  
 \if@mtc@hints@given@

```

4102 \if@mtc@quotchapLoaded@ \else
4103 \if@mtc@quotchapLoaded@a@
4104 \mtcPackageWarningNoLine[<W0087>]{minitoc(hints)}%
4105 {The quotchap package should be\MessageBreak
4106 loaded BEFORE the minitoc package}
4107 \@mtc@hints@given@true
4108 \fi
4109 \fi

```

### 9.78.2.10 Final part of the hint about the romannum package

\if@mtc@romannumLoaded@ We test if romannum has been loaded before (correct) or after (incorrect) minitoc. See  
 \if@mtc@romannumLoaded@a@ section 9.9.5 on page 239.  
 \if@mtc@hints@given@

```

4110 \if@mtc@romannumLoaded@ \else
4111 \if@mtc@romannumLoaded@a@

```

```

4112 \mtcPackageWarningNoLine[<W0088>]{minitoc(hints)}%
4113 {The romannum package should be\MessageBreak
4114 loaded BEFORE the minitoc package}
4115 \@mtc@hints@given@true
4116 \fi
4117 \fi

```

#### 9.78.2.11 Final part of the hint about the sfheaders package

\if@mtc@sfheadersLoaded@ We test if sfheaders has been loaded before (correct) or after (incorrect) minitoc. See section 9.9.6 on page 239.  
 \if@mtc@sfheadersLoaded@a@  
 \if@mtc@hints@given@

```

4118 \if@mtc@sfheadersLoaded@\else
4119 \if@mtc@sfheadersLoaded@a@
4120 \mtcPackageWarningNoLine[<W0089>]{minitoc(hints)}%
4121 {The sfheaders package should be\MessageBreak
4122 loaded BEFORE the minitoc package}
4123 \@mtc@hints@given@true
4124 \fi
4125 \fi

```

#### 9.78.2.12 Final part of the hint about the alnumsec package

\if@mtc@alnumsecLoaded@ We test if alnumsec has been loaded before (correct) or after (incorrect) minitoc. See section 9.9.7 on page 239.  
 \if@mtc@alnumsecLoaded@a@  
 \if@mtc@hints@given@

```

4126 \if@mtc@alnumsecLoaded@\else
4127 \if@mtc@alnumsecLoaded@a@
4128 \mtcPackageWarningNoLine[<W0090>]{minitoc(hints)}%
4129 {The alnumsec package should be\MessageBreak
4130 loaded BEFORE the minitoc package}
4131 \@mtc@hints@given@true
4132 \fi
4133 \fi

```

#### 9.78.2.13 Final part of the hint about the captcont package

\if@mtc@captcontLoaded@ We test if captcont has been loaded before (correct) or after (incorrect) minitoc. See section 9.9.8 on page 239.  
 \if@mtc@captcontLoaded@a@  
 \if@mtc@hints@given@

```

4134 \if@mtc@captcontLoaded@\else
4135 \if@mtc@captcontLoaded@a@
4136 \mtcPackageWarningNoLine[<W0091>]{minitoc(hints)}%
4137 {The captcont package should be\MessageBreak

```

```

4138 loaded BEFORE the minitoc package}
4139 \@mtc@hints@given@true
4140 \fi
4141 \fi

```

#### 9.78.2.14 Final part of the hint about the caption package

\if@mtc@captionLoaded@ We test if caption has been loaded before (correct) or after (incorrect) minitoc. See section 9.9.9 on page 240.  
\if@mtc@captionLoaded@a@  
\if@mtc@hints@given@

```

4142 \if@mtc@captionLoaded@else
4143 \if@mtc@captionLoaded@a@
4144 \mtcPackageWarningNoLine[<W0033>]{minitoc(hints)}%
4145 {The caption package should be\MessageBreak
4146 loaded BEFORE the minitoc package}
4147 \@mtc@hints@given@true
4148 \fi
4149 \fi

```

#### 9.78.2.15 Final part of the hint about the caption2 package

\if@mtc@captionIILoaded@ We test if caption2 has been loaded before (correct) or after (incorrect) minitoc. See section 9.9.10 on page 240.  
\if@mtc@captionIILoaded@a@  
\if@mtc@hints@given@

```

4150 \if@mtc@captionIILoaded@else
4151 \if@mtc@captionIILoaded@a@
4152 \mtcPackageWarningNoLine[<W0034>]{minitoc(hints)}%
4153 {The caption2 package should be\MessageBreak
4154 loaded BEFORE the minitoc package}
4155 \@mtc@hints@given@true
4156 \fi
4157 \fi

```

#### 9.78.2.16 Final part of the hint about the ccaption package

\if@mtc@ccaptionLoaded@ We test if ccaption has been loaded before (correct) or after (incorrect) minitoc. See section 9.9.11 on page 240.  
\if@mtc@ccaptionLoaded@a@  
\if@mtc@hints@given@

```

4158 \if@mtc@ccaptionLoaded@else
4159 \if@mtc@ccaptionLoaded@a@
4160 \mtcPackageWarningNoLine[<W0035>]{minitoc(hints)}%
4161 {The ccaption package should be\MessageBreak
4162 loaded BEFORE the minitoc package}
4163 \@mtc@hints@given@true

```

```

4164 \fi
4165 \fi

```

### 9.78.2.17 Final part of the hint about the mcaption package

\if@mtc@mcaptionLoaded@ We test if mcaption has been loaded before (correct) or after (incorrect) minitoc. See section 9.9.12 on page 240.

\if@mtc@hints@given@

```

4166 \if@mtc@mcaptionLoaded@\else
4167 \if@mtc@mcaptionLoaded@a@
4168 \mtcPackageWarningNoLine[<W0036>]{minitoc(hints)}%
4169 {The mcaption package should be\MessageBreak
4170 loaded BEFORE the minitoc package}
4171 \@mtc@hints@given@true
4172 \fi
4173 \fi

```

### 9.78.2.18 Check if empty mini-tables have been detected

We test for each kind of mini-tables.

\if@mtc@empty@parttoc@ For parttocs:

```

4174 \if@mtc@empty@parttoc@
4175 \mtcPackageWarningNoLine[<W0046>]{minitoc(hints)}%
4176 {You have attempted to insert\MessageBreak empty parttocs}
4177 \@mtc@hints@given@true
4178 \fi

```

\if@mtc@empty@partlof@ For partlofs:

```

4179 \if@mtc@empty@partlof@
4180 \mtcPackageWarningNoLine[<W0044>]{minitoc(hints)}%
4181 {You have attempted to insert\MessageBreak empty partlofs}
4182 \@mtc@hints@given@true
4183 \fi

```

\if@mtc@empty@partlot@ For partlots:

```

4184 \if@mtc@empty@partlot@
4185 \mtcPackageWarningNoLine[<W0045>]{minitoc(hints)}%
4186 {You have attempted to insert\MessageBreak empty partlots}
4187 \@mtc@hints@given@true
4188 \fi

```



\if@mtc@empty@minitoc@ For minitocs:

```
4189 \if@mtc@empty@minitoc@
4190 \mtcPackageWarningNoLine[<W0043>]{minitoc(hints)}%
4191 {You have attempted to insert\MessageBreak empty minitocs}
4192 \@mtc@hints@given@true
4193 \fi
```

\if@mtc@empty@minilofs@ For minilofs:

```
4194 \if@mtc@empty@minilofs@
4195 \mtcPackageWarningNoLine[<W0041>]{minitoc(hints)}%
4196 {You have attempted to insert\MessageBreak empty minilofs}
4197 \@mtc@hints@given@true
4198 \fi
```

\if@mtc@empty@minilots@ For minilots:

```
4199 \if@mtc@empty@minilots@
4200 \mtcPackageWarningNoLine[<W0042>]{minitoc(hints)}%
4201 {You have attempted to insert\MessageBreak empty minilots}
4202 \@mtc@hints@given@true
4203 \fi
```

\if@mtc@empty@secttoc@ For secttocs:

```
4204 \if@mtc@empty@secttoc@
4205 \mtcPackageWarningNoLine[<W0049>]{minitoc(hints)}%
4206 {You have attempted to insert\MessageBreak empty secttocs}
4207 \@mtc@hints@given@true
4208 \fi
```

\if@mtc@empty@sectlofs@ For sectlofs:

```
4209 \if@mtc@empty@sectlofs@
4210 \mtcPackageWarningNoLine[<W0047>]{minitoc(hints)}%
4211 {You have attempted to insert\MessageBreak empty sectlofs}
4212 \@mtc@hints@given@true
4213 \fi
```

\if@mtc@empty@sectlots@ For sectlots:

```
4214 \if@mtc@empty@sectlots@
4215 \mtcPackageWarningNoLine[<W0042>]{minitoc(hints)}%
```

```

4216 {You have attempted to insert\MessageBreak empty sectlots}
4217 \@mtc@hints@given@true
4218 \fi

```

### 9.78.2.19 Check if obsolete commands have been used

This hint is just a reminder if you have used obsolete commands, which are also signalled in the .log file.

`\if@firstpartis@used@` Obsolete macro `\firstpartis`:

```

4219 \if@firstpartis@used@
4220 \mtcPackageWarningNoLine[<W0051>]{minitoc(hints)}%
4221 {You have invoked an obsolete\MessageBreak command: \string\firstpartis}
4222 \@mtc@hints@given@true
4223 \fi

```

`\if@firstchapteris@used@` Obsolete macro `\firstchapteris`:

```

4224 \if@firstchapteris@used@
4225 \mtcPackageWarningNoLine[<W0050>]{minitoc(hints)}%
4226 {You have invoked an obsolete\MessageBreak command: \string\firstchapteris}
4227 \@mtc@hints@given@true
4228 \fi

```

`\if@firstsectionis@used@` Obsolete macro `\firstsectionis`:

```

4229 \if@firstsectionis@used@
4230 \mtcPackageWarningNoLine[<W0052>]{minitoc(hints)}%
4231 {You have invoked an obsolete\MessageBreak command: \string\firstsectionis}
4232 \@mtc@hints@given@true
4233 \fi

```

### 9.78.2.20 Check if some hints have been written

`\if@mtc@hints@given@` We come at the end of the third part of the hints option: if problems have been detected, a warning is displayed; the warning is not displayed but only written in the .log file if no problems have been detected. And we terminate the `\mtc@hints@enddoc` macro by a closing brace.

```

4234 \if@mtc@hints@given@
4235 \mtcPackageWarningNoLine[<W0024>]{minitoc(hints)}%
4236 {Some hints have been written\MessageBreak

```

```

4237 in the \jobname.log file}
4238 \else
4239 \mtcPackageInfo[<I0019>]{minitoc(hints)}%
4240 {No hints have been written\MessageBreak
4241 in the \jobname.log file.\@gobble}
4242 \fi
4243 }

```

## 9.79 Processing of options

`\ExecuteOptionsenglish` First, we apply the default language option, `english`:

```
4244 \ExecuteOptions{english}
```

`\ProcessOptions*` Then, we execute all requested options: for most options, it is just setting a flag, or loading a file for the language options.

```
4245 \ProcessOptions*
```

We now examine the flags for some options and execute the necessary actions.

### 9.79.1 Processing the `insection` option

`\if@mtc@ss@insection@` For the `insection` option, we load the `placeins` package [9] with its options `verbose` and `section`, after the `flafter` package (described in [135] and [156, page 286]); the correct loading is verified:  
`\RequirePackage`  
`\@ifpackageloaded`  
`\if@mtc@placeinsLoaded@`

```

4246 \if@mtc@ss@insection@
4247 \RequirePackage{flafter}[2000/07/23]%
4248 \RequirePackage[section,verbose]{placeins}[2005/04/18]%
4249 \@ifpackageloaded{placeins}%
4250 {\@mtc@placeinsLoaded@true}%
4251 {\@mtc@placeinsLoaded@false}%
4252 \fi

```

### 9.79.2 Processing the `notoccite` option

`\if@mtc@notoccite@` For the `notoccite` option, we just load the `notoccite` package [8]:  
`\RequirePackage`

```

4253 \if@mtc@notoccite@
4254 \RequirePackage{notoccite}%
4255 \fi

```

### 9.79.3 Processing the listfiles option

```

\mtc@maf We define the \mtc@maf macro which closes \tf@mtc and reopens it to write into
\tf@mtc <document>.maf. It calls \mtc@maf@long or \mtc@maf@short (long or short exten-
\if@longextensions@ sions), then closes \tf@mtc. \mtc@maf@long or \mtc@maf@short writes the names
\mtc@maf@long of the existing auxiliary files using decrementing loops on the associated counters, and
\mtc@maf@short includes <document>.mtc in the list (but not <document>.maf10). We must also check
\mtc@addtomaf the existence of \jobname.mtc1 if long extensions are used.
\IfFileExists
\jobname 4256 \def\mtc@maf{%
4257 \mtcPackageInfo[<I0009>]{minitoc}%
4258 {Listing minitoc auxiliary files\MessageBreak
4259 Creating the \jobname.maf file\@gobble}
4260 \immediate\closeout\tf@mtc
4261 \immediate\openout\tf@mtc \jobname.maf
4262 \if@longextensions@\mtc@maf@long\else\mtc@maf@short\fi
4263 \immediate\closeout\tf@mtc}
4264 \def\mtc@addtomaf#1{%
4265 \IfFileExists{#1}{\immediate\write\tf@mtc{#1}}{}}
4266 \def\mtc@maf@long{%
4267 \mtc@addtomaf{\jobname.mtc}
4268 \@ifundefined{c@ptc}{\loop\ifnum\c@ptc>\z@\relax
4269 \mtc@addtomaf{\jobname.ptc\arabic{ptc}}
4270 \mtc@addtomaf{\jobname.plf\arabic{ptc}}
4271 \mtc@addtomaf{\jobname.plt\arabic{ptc}}
4272 \advance\c@ptc\m@ne\repeat}
4273 \@ifundefined{c@mtc}{\mtc@addtomaf{\jobname.mtc1}}{%
4274 \loop\ifnum\c@mtc>\z@\relax
4275 \mtc@addtomaf{\jobname.mtc\arabic{mtc}}
4276 \mtc@addtomaf{\jobname.mlf\arabic{mtc}}
4277 \mtc@addtomaf{\jobname.mlt\arabic{mtc}}
4278 \advance\c@mtc\m@ne\repeat}
4279 \@ifundefined{c@stc}{\loop\ifnum\c@stc>\z@\relax
4280 \mtc@addtomaf{\jobname.stc\arabic{stc}}
4281 \mtc@addtomaf{\jobname.slf\arabic{stc}}
4282 \mtc@addtomaf{\jobname.slt\arabic{stc}}
4283 \advance\c@stc\m@ne\repeat}}
4284 \def\mtc@maf@short{%
4285 \mtc@addtomaf{\jobname.mtc}
4286 \@ifundefined{c@ptc}{\loop\ifnum\c@ptc>\z@\relax
4287 \mtc@addtomaf{\jobname.P\arabic{ptc}}
4288 \mtc@addtomaf{\jobname.G\arabic{ptc}}
4289 \mtc@addtomaf{\jobname.U\arabic{ptc}}
4290 \advance\c@ptc\m@ne\repeat}
4291 \@ifundefined{c@mtc}{\loop\ifnum\c@mtc>\z@\relax
4292 \mtc@addtomaf{\jobname.M\arabic{mtc}}
4293 \mtc@addtomaf{\jobname.F\arabic{mtc}}
4294 \mtc@addtomaf{\jobname.T\arabic{mtc}}
4295 \advance\c@mtc\m@ne\repeat}
4296 \@ifundefined{c@stc}{\loop\ifnum\c@stc>\z@\relax
4297 \mtc@addtomaf{\jobname.S\arabic{stc}}

```

<sup>10</sup>Some users could made a cleanup using this file as a list of files to delete, so it should not be in the list.

```

4298 \mtc@addtomaf{\jobname.H\arabic{stc}}
4299 \mtc@addtomaf{\jobname.V\arabic{stc}}
4300 \advance\c@stc\m@ne\repeat}}

```

```

\if@mtc@listfiles@ If this option is active, we call \mtc@maf in a \AtEndDocument block.
 \AtEndDocument
 \mtc@maf 4301 \if@mtc@listfiles@{\AtEndDocument{\mtc@maf}}\else\fi

```

### 9.79.4 Processing the hints option

```

\if@mtc@hints@ For the hints option, we set its first part in a \AtBeginDocument block and its third
\AtBeginDocument (last) part in a \AtEndDocument block:
\mtc@hints@begindoc
 \AtEndDocument 4302 \if@mtc@hints@
\mtc@hints@enddoc 4303 \AtBeginDocument{\mtc@hints@begindoc}%
 4304 \AtEndDocument{\mtc@hints@enddoc}%
 4305 \fi

```

### 9.79.5 Saving the sectionning commands

And, at least, we save the definitions of sectionning commands (and of their unstarred and starred branches), for comparaisons (this is a part of the hints option executed in the preamble):

```

\@ifundefined For the \part command:
\mtc@hints@part
 \part 4306 \@ifundefined{part}{}{\let\mtc@hints@part\part}
\mtc@hints@@part 4307 \let\mtc@hints@@part\@part
 \@part 4308 \let\mtc@hints@@part\@part}
\mtc@hints@@spart
 \@spart

```

```

\@ifundefined For the \chapter command:
\mtc@hints@chapter
 \chapter 4309 \@ifundefined{chapter}{}{\let\mtc@hints@chapter\chapter}
\mtc@hints@@chapter 4310 \let\mtc@hints@@chapter\@chapter
 \@chapter 4311 \let\mtc@hints@@chapter\@schapter}
\mtc@hints@@schapter
 \@schapter

```

```

\@ifundefined For the \section command:
\mtc@hints@section
\section 4312 \@ifundefined{section}{}{\let\mtc@hints@section\section
\mtc@hints@@sect 4313 \let\mtc@hints@@sect\@sect
\@sect 4314 \let\mtc@hints@@ssect\@ssect}
\mtc@hints@@ssect
\@ssect

```

And the package is terminated.

```
4315 </minitoc>
```

## 9.80 The **fminitoc.dtx** file

`\jobname` This short file is necessary to create the french documentation. Its rôle is to set `\jobname`  
`\input` to `fminitoc` in place of `minitoc`. As `minitoc.ins` generates the files `minitoc.lan`  
and `fminitoc.lan` which sets a language number `\LANG`, and `minitoc.dtx` reads  
`\jobname.lan`, the documentation can be in several languages (english and french) in  
`minitoc.dtx`, the language being selected by `\ifcase\LANG\relax ... \or\relax`  
`... \fi` constructs. The `\relax` primitives are necessary to avoid bad surprises.

```

4316 <fminitoc>
4317 \ProvidesFile{fminitoc.dtx}[2006/07/20 minitoc french documentation start file]
4318 \input{minitoc.dtx}
4319 </fminitoc>

```

## Chapter 10

# Commented code of `mtcoff.sty`

### Contents

---

|       |                                                                                                              |     |
|-------|--------------------------------------------------------------------------------------------------------------|-----|
| 10.1  | Why <code>mtcoff.sty</code> ? . . . . .                                                                      | 392 |
| 10.2  | Identification of the package . . . . .                                                                      | 392 |
| 10.3  | Faking counters and dimensions . . . . .                                                                     | 393 |
| 10.4  | Faking simple user commands . . . . .                                                                        | 393 |
| 10.5  | Faking user commands with one optional argument . . . . .                                                    | 394 |
| 10.6  | Disabling the internal commands . . . . .                                                                    | 395 |
| 10.7  | Disabling the font commands . . . . .                                                                        | 395 |
| 10.8  | Disabling the <code>\mtcset...</code> commands . . . . .                                                     | 396 |
| 10.9  | Disabling the new <code>\l@...</code> commands . . . . .                                                     | 397 |
| 10.10 | Ignore the obsolete commands . . . . .                                                                       | 397 |
| 10.11 | Disabling the <code>\mtcselectlanguage</code> command . . . . .                                              | 397 |
| 10.12 | Disabling the <code>\mtcloadmlo</code> command . . . . .                                                     | 397 |
| 10.13 | Disabling the commands for the horizontal rules . . . . .                                                    | 398 |
| 10.14 | Disabling the commands for the page numbers . . . . .                                                        | 398 |
| 10.15 | Disabling the mini-table features commands . . . . .                                                         | 399 |
| 10.16 | Disabling miscellaneous flags and commands . . . . .                                                         | 400 |
| 10.17 | Caution for some commands . . . . .                                                                          | 400 |
| 10.18 | Disabling commands for “coffee” . . . . .                                                                    | 401 |
| 10.19 | Disabling the <code>mtchideinmain...</code> environments . . . . .                                           | 401 |
| 10.20 | Inhibition of the <code>\mtc@saveXXXdepth</code> and<br><code>\mtc@restoreXXXdepth</code> commands . . . . . | 402 |
| 10.21 | Disabling the <code>\mtcfixglossary</code> command . . . . .                                                 | 402 |
| 10.22 | Disabling the <code>\mtcfixindex</code> command . . . . .                                                    | 402 |
| 10.23 | Disabling the <code>\addstarred...</code> commands . . . . .                                                 | 402 |

---

## 10.1 Why `mtcoff.sty`?

The `minitoc` package [93, 92] requires that the user inserts many commands in the source code of her/his document, and not only into the preamble of the document. Hence the concept of a replacement package, `mtcoff` (means “minitoc off”), which substitutes to all commands and environments of the `minitoc` package some alternative commands and environments with the same names and syntaxes, but doing nothing (except emitting some harmless warnings, for special cases). This way, to turn off easily the `minitoc` package, you just have to write, in the preamble of your document, something like:

```
\usepackage[...options...]{minitoc}
%\usepackage{mtcoff}
```

then the `minitoc` package is activated with the specified options. If you modify this two lines this way:

```
%\usepackage[...options...]{minitoc}
\usepackage{mtcoff}
```

then the `minitoc` package is deactivated and all its commands and environments are ignored. This is much easier, faster and safer than commenting out all the commands and environments of `minitoc`. Moreover, this operation is reversible.

## 10.2 Identification of the package

`\NeedsTeXFormat` First, we identify the package and check the version of  $\text{\LaTeX}$ <sup>1</sup>; we need the `mtcmess` package to write messages with unique identifiers.

```
4320 (*mtcoff)
4321 \NeedsTeXFormat{LaTeX2e}%
4322 \ProvidesPackage{mtcoff}[2006/06/27 v30 The mtcoff package]
4323 \RequirePackage{mtcmess}[2006/03/14]
```

---

<sup>1</sup> This checking is not really useful for the `mtcoff` package itself, but it is good to check that your version of  $\text{\LaTeX}$  is not too old to support `minitoc`.



### 10.3 Faking counters and dimensions

`\count@` As minitoc declares some counters and dimensions registers, we fake them using  
`\dimen@` `\count@` or `\dimen@`. For `\mtcskipamount`, we must use its default definition,  
`\c@minitocdepth` `\bigskipamount`.

```

\mtcindent
\mtcskipamount 4324 \let\c@minitocdepth\count@
\bigskipamount 4325 \let\mtcindent\dimen@
\c@parttocdepth 4326 \let\mtcskipamount\bigskipamount
\mtcindent 4327 \let\c@parttocdepth\count@
\c@secttocdepth 4328 \let\ptcindent\dimen@
\stcindent 4329 \let\c@secttocdepth\count@
4330 \let\stcindent\dimen@

```

```

\c@mtc
\c@ptc
\c@stc 4331 \let\c@mtc\count@
4332 \let\c@ptc\count@
4333 \let\c@stc\count@

```

```

\mtcgapbeforeheads
\mtcgapafterheads

```

```

4334 \def\mtcgapbeforeheads{50\p@}
4335 \def\mtcgapafterheads{40\p@}

```

### 10.4 Faking simple user commands

```

\mtcskip Some user commands are easy to fake:
\fakeableofcontents
\fakeableofcontents 4336 \let\mtcskip\relax
\fakeableofcontents 4337 \let\fakeableofcontents\relax
\adjustptc 4338 \let\fakeableofcontents\relax
\adjustmtc 4339 \let\fakeableofcontents\relax
\adjuststc 4340 \newcommand{\adjustptc}[1][1]{\relax}
\decrementptc 4341 \newcommand{\adjustmtc}[1][1]{\relax}
\decrementmtc 4342 \newcommand{\adjuststc}[1][1]{\relax}
\decrementstc 4343 \let\decrementptc\relax
\decrementstc 4344 \let\decrementmtc\relax
\incrementptc 4345 \let\decrementstc\relax
\incrementmtc 4346 \let\incrementptc\relax
\incrementstc 4347 \let\incrementmtc\relax
4348 \let\incrementstc\relax

```

```

\partend The following commands are not directly called by the user, in normal circumstances, but
\partbegin must be faked:
\chapterend
\chapterbegin 4349 \let\partend\relax
\sectend 4350 \let\partbegin\relax
\sectbegin 4351 \let\chapterend\relax
 4352 \let\chapterbegin\relax
 4353 \let\sectend\relax
 4354 \let\sectbegin\relax

```

## 10.5 Faking user commands with one optional argument

`\gobbleopt@` The user commands with an optional argument are faked using the internal  $\text{\LaTeX}$  macro `\@ifnextchar` (to get the optional argument) and the new utility command `\gobbleopt@`.

```
4355 \def\gobbleopt@[#1]{\relax}
```

```

\@ifnextchar Commands for part level mini-tables:
\doarttoc
\doartlof 4356 \def\doarttoc{\@ifnextchar[\gobbleopt@]{\gobbleopt@[1]}}
\doartlot 4357 \def\doartlof{\@ifnextchar[\gobbleopt@]{\gobbleopt@[1]}}
\parttoc 4358 \def\doartlot{\@ifnextchar[\gobbleopt@]{\gobbleopt@[1]}}
\partlof 4359 \def\parttoc{\@ifnextchar[\gobbleopt@]{\gobbleopt@[1]}}
\partlot 4360 \def\partlof{\@ifnextchar[\gobbleopt@]{\gobbleopt@[1]}}
 4361 \def\partlot{\@ifnextchar[\gobbleopt@]{\gobbleopt@[1]}}

```

```

\@ifnextchar Commands for chapter level mini-tables:
\dominitoc
\dominilof 4362 \def\dominitoc{\@ifnextchar[\gobbleopt@]{\gobbleopt@[1]}}
\dominilot 4363 \def\dominilof{\@ifnextchar[\gobbleopt@]{\gobbleopt@[1]}}
\minitoc 4364 \def\dominilot{\@ifnextchar[\gobbleopt@]{\gobbleopt@[1]}}
\minilof 4365 \def\minitoc{\@ifnextchar[\gobbleopt@]{\gobbleopt@[1]}}
\minilot 4366 \def\minilof{\@ifnextchar[\gobbleopt@]{\gobbleopt@[1]}}
 4367 \def\minilot{\@ifnextchar[\gobbleopt@]{\gobbleopt@[1]}}

```

```

\@ifnextchar Commands for section level mini-tables:
\dosecttoc
\dosectlof 4368 \def\dosecttoc{\@ifnextchar[\gobbleopt@]{\gobbleopt@[1]}}
\dosectlot 4369 \def\dosectlof{\@ifnextchar[\gobbleopt@]{\gobbleopt@[1]}}
\secttoc 4370 \def\dosectlot{\@ifnextchar[\gobbleopt@]{\gobbleopt@[1]}}
\sectlof 4371 \def\secttoc{\@ifnextchar[\gobbleopt@]{\gobbleopt@[1]}}
\sectlot 4372 \def\sectlof{\@ifnextchar[\gobbleopt@]{\gobbleopt@[1]}}
 4373 \def\sectlot{\@ifnextchar[\gobbleopt@]{\gobbleopt@[1]}}

```

```

\@ifnextchar Command \mtcprepare:
\mtcprepare
4374 \def\mtcprepare{\@ifnextchar[{\gobbleopt@}{\gobbleopt@[1]}}

```

## 10.6 Disabling the internal commands

```

\@gobbletwo We need also to disable some minitoc commands, with \relax (macros with no
\tf@mtc argument) or \@gobbletwo (macros with two arguments):
\mtc@string
\appendixmtc 4375 \let\tf@mtc\count@
\l@xchapter 4376 \let\mtc@string\relax
\chapter 4377 \let\appendixmtc\relax
\pchapter 4378 \let\l@xchapter\@gobbletwo
\psect 4379 \let\chapter\relax
\l@xpart 4380 \let\pchapter\relax
\part 4381 \let\psect\relax
\l@xsect 4382 \let\l@xpart\@gobbletwo
\sect 4383 \let\part\relax
\l@xsect 4384 \let\l@xsect\@gobbletwo
\sect 4385 \let\sect\relax

```

## 10.7 Disabling the font commands

\empty We disable the minitoc font commands (like \mtcSSfont) with \empty, because some users might have used:

```
\renewcommand{\mtcSSfont}{...}
```

which will not work if we use \relax here.

```

\ptcfont Fonts for part level mini-tables:
\ptcCfont
\ptcSfont 4386 \let\ptcfont\empty
\ptcSSfont 4387 \let\ptcCfont\empty
\ptcSSSfont 4388 \let\ptcSfont\empty
\ptcPfont 4389 \let\ptcSSfont\empty
\ptcSPfont 4390 \let\ptcSSSfont\empty
\plffont 4391 \let\ptcPfont\empty
\plfSfont 4392 \let\ptcSPfont\empty
\pltfont 4393 \let\plffont\empty
\pltSfont 4394 \let\plfSfont\empty
\ptifont 4395 \let\pltfont\empty
 4396 \let\ptifont\empty
 4397 \let\ptifont\empty

```

```

\mtcfont Fonts for chapter level mini-tables:
\mtcSfont
\mtcSSfont 4398 \let\mtcfont\empty
\mtcSSSfont 4399 \let\mtcSfont\empty
\mtcPfont 4400 \let\mtcSSfont\empty
\mtcSPfont 4401 \let\mtcSSSfont\empty
\mlffont 4402 \let\mtcPfont\empty
\mlfSfont 4403 \let\mtcSPfont\empty
\mltfont 4404 \let\mlffont\empty
\mltSfont 4405 \let\mlfSfont\empty
\mltSfont 4406 \let\mltfont\empty
\mtifont 4407 \let\mltSfont\empty
 4408 \let\mtifont\empty

```

```

\stcfont Fonts for section level mini-tables:
\stcSSfont
\stcSSSfont 4409 \let\stcfont\empty
\stcPfont 4410 \let\stcSSfont\empty
\stcSPfont 4411 \let\stcSSSfont\empty
\slffont 4412 \let\stcPfont\empty
\slfSfont 4413 \let\stcSPfont\empty
\sltfont 4414 \let\slffont\empty
\sltSfont 4415 \let\slfSfont\empty
\sltSfont 4416 \let\sltfont\empty
\stifont 4417 \let\sltSfont\empty
 4418 \let\stifont\empty

```

```

\coffeeFont Font for “coffee” lines:

```

```

4419 \let\coffeeFont\empty

```

## 10.8 Disabling the \mtcset... commands

```

\@gobbletwo These commands use two or three mandatory arguments:
\mtcsetdepth
\mtcsetfont 4420 \let\mtcsetdepth\@gobbletwo
\mtcsettitlefont 4421 \def\mtcsetfont#1#2#3{\empty}
\mtcsettitle 4422 \let\mtcsettitlefont\@gobbletwo
\mtcsetformat 4423 \let\mtcsettitle\@gobbletwo
\mtcsetfeature 4424 \def\mtcsetformat#1#2#3{\empty}
\mtcsetpagenumbers 4425 \def\mtcsetfeature#1#2#3{\empty}
\mtcsetrules 4426 \let\mtcsetpagenumbers\@gobbletwo
 4427 \let\mtcsetrules\@gobbletwo

```

## 10.9 Disabling the new \l@... commands

```

\l@starpart The minitoc package defines the \l@starXXX commands to format TOC entries for
\l@starchapter \l@starchapter starred sectioning commands. We reset to the unstarred version, when necessary:
\l@starsection
\l@starsubsection 4428 \@ifundefined{part}{}{\let\l@starpart\l@part}
\l@starsubsubsection 4429 \@ifundefined{chapter}{}{\let\l@starchapter\l@chapter}
\l@starparagraph 4430 \@ifundefined{section}{}{\let\l@starsection\l@section}
\l@starsubparagraph 4431 \@ifundefined{subsection}{}{\let\l@starsubsection\l@subsection}
4432 \@ifundefined{subsubsection}{}{\let\l@starsubsubsection\l@subsubsection}
4433 \@ifundefined{paragraph}{}{\let\l@starparagraph\l@paragraph}
4434 \@ifundefined{subparagraph}{}{\let\l@starsubparagraph\l@subparagraph}

```

## 10.10 Ignore the obsolete commands

```

\@gobble We just ignore the obsolete commands (with one mandatory argument):
\firstpartis
\firstchapteris 4435 \let\firstpartis\@gobble
\firstsectionis 4436 \let\firstchapteris\@gobble
4437 \let\firstsectionis\@gobble

```

## 10.11 Disabling the \mtcselectlanguage command

```

\@gobble This command has one mandatory argument:
\mtcselectlanguage
4438 \let\mtcselectlanguage\@gobble

```

## 10.12 Disabling the \mtcloadmlo command

```

\@gobble This command has one mandatory argument:
\mtcloadmlo
4439 \let\mtcloadmlo\@gobble

```

### 10.13 Disabling the commands for the horizontal rules

```

\ptcrule These commands have no argument:
\noptcrule
\mtcrule 4440 \let\ptcrule\relax
\nomtcrule 4441 \let\noptcrule\relax
\stcrule 4442 \let\mtcrule\relax
\nostcrule 4443 \let\nomtcrule\relax
\plfrule 4444 \let\stcrule\relax
\noplfrule 4445 \let\nostcrule\relax
\mlfrule 4446 \let\plfrule\relax
\nomlfrule 4447 \let\noplfrule\relax
\slfrule 4448 \let\mlfrule\relax
\noslfrule 4449 \let\nomlfrule\relax
\pltrule 4450 \let\slfrule\relax
\nopltrule 4451 \let\noslfrule\relax
\mltrule 4452 \let\nopltrule\relax
\nomltrule 4453 \let\mltrule\relax
\sltrule 4454 \let\nomltrule\relax
\nosltrule 4455 \let\sltrule\relax
 4456 \let\nosltrule\relax
 4457 \let\nosltrule\relax

```

### 10.14 Disabling the commands for the page numbers

```

\ptcpagenumbers These commands have no argument:
\noptcpagenumbers
\mtcpagenumbers 4458 \let\mtcpagenumbers\relax
\nomtcpagenumbers 4459 \let\nomtcpagenumbers\relax
\stcpagenumbers 4460 \let\stcpagenumbers\relax
\nostcpagenumbers 4461 \let\nostcpagenumbers\relax
\plfpagenumbers 4462 \let\ptcpagenumbers\relax
\noplfpagenumbers 4463 \let\noptcpagenumbers\relax
\mlfpagenumbers 4464 \let\mlfpagenumbers\relax
\nomlfpagenumbers 4465 \let\nomlfpagenumbers\relax
\slfpagenumbers 4466 \let\slfpagenumbers\relax
\noslfpagenumbers 4467 \let\noslfpagenumbers\relax
\pltpagenumbers 4468 \let\plfpagenumbers\relax
\nopltpagenumbers 4469 \let\noplfpagenumbers\relax
\mltpagenumbers 4470 \let\mltpagenumbers\relax
\nomltpagenumbers 4471 \let\nomltpagenumbers\relax
\sltpagenumbers 4472 \let\sltpagenumbers\relax
\nosltpagenumbers 4473 \let\nosltpagenumbers\relax
\sltpagenumbers 4474 \let\pltpagenumbers\relax
\nosltpagenumbers 4475 \let\nopltpagenumbers\relax

```

## 10.15 Disabling the mini-table features commands

We disable the commands for features (like `\beforeparttoc`) with `\empty`, because some users may have used:

```
\renewcommand{\beforeparttoc}{...}
```

which will not work if we use `\relax` here. These commands have no argument,

|                                    |                                                   |
|------------------------------------|---------------------------------------------------|
| <code>\beforeparttoc</code>        | Commands for part level mini-tables:              |
| <code>\beforepartlof</code>        |                                                   |
| <code>\beforepartlot</code>        | 4476 <code>\let\beforeparttoc\empty</code>        |
| <code>\afterparttoc</code>         | 4477 <code>\let\beforepartlof\empty</code>        |
| <code>\afterpartlof</code>         | 4478 <code>\let\beforepartlot\empty</code>        |
| <code>\afterpartlot</code>         | 4479 <code>\let\afterparttoc\empty</code>         |
| <code>\thispageparttocstyle</code> | 4480 <code>\let\afterpartlof\empty</code>         |
| <code>\thispagepartlofstyle</code> | 4481 <code>\let\afterpartlot\empty</code>         |
| <code>\thispagepartlotstyle</code> | 4482 <code>\let\thispageparttocstyle\empty</code> |
|                                    | 4483 <code>\let\thispagepartlofstyle\empty</code> |
|                                    | 4484 <code>\let\thispagepartlotstyle\empty</code> |

|                                    |                                                   |
|------------------------------------|---------------------------------------------------|
| <code>\beforeminitoc</code>        | Commands for chapter level mini-tables:           |
| <code>\beforeminilof</code>        |                                                   |
| <code>\beforeminilot</code>        | 4485 <code>\let\beforeminitoc\empty</code>        |
| <code>\afterminitoc</code>         | 4486 <code>\let\beforeminilof\empty</code>        |
| <code>\afterminilof</code>         | 4487 <code>\let\beforeminilot\empty</code>        |
| <code>\afterminilot</code>         | 4488 <code>\let\afterminitoc\empty</code>         |
| <code>\thispageminিতocstyle</code> | 4489 <code>\let\afterminilof\empty</code>         |
| <code>\thispageminilofstyle</code> | 4490 <code>\let\afterminilot\empty</code>         |
| <code>\thispageminilotstyle</code> | 4491 <code>\let\thispageminিতocstyle\empty</code> |
|                                    | 4492 <code>\let\thispageminilofstyle\empty</code> |
|                                    | 4493 <code>\let\thispageminilotstyle\empty</code> |

|                                    |                                                   |
|------------------------------------|---------------------------------------------------|
| <code>\beforesecttoc</code>        | Commands for section level mini-tables:           |
| <code>\beforesectlof</code>        |                                                   |
| <code>\beforesectlot</code>        | 4494 <code>\let\beforesecttoc\empty</code>        |
| <code>\aftersecttoc</code>         | 4495 <code>\let\beforesectlof\empty</code>        |
| <code>\aftersectlof</code>         | 4496 <code>\let\beforesectlot\empty</code>        |
| <code>\aftersectlot</code>         | 4497 <code>\let\aftersecttoc\empty</code>         |
| <code>\thispagesecttocstyle</code> | 4498 <code>\let\aftersectlof\empty</code>         |
| <code>\thispagesectlofstyle</code> | 4499 <code>\let\aftersectlot\empty</code>         |
| <code>\thispagesectlotstyle</code> | 4500 <code>\let\thispagesecttocstyle\empty</code> |
|                                    | 4501 <code>\let\thispagesectlofstyle\empty</code> |
|                                    | 4502 <code>\let\thispagesectlotstyle\empty</code> |

## 10.16 Disabling miscellaneous flags and commands

`\if@longextensions@` There are some flags and commands that it is wise to declare:

```

\iftightmtc
\ifktightmtc 4503 \newif\if@longextensions@ \@longextensions@true
\ifundottedmtc 4504 \newif\iftightmtc \tightmtcfalse
\l@listof 4505 \newif\ifktightmtc \ktightmtcfalse
\ifmtcsecondpart 4506 \newif\ifundottedmtc \undottedmtcfalse
\chapter 4507 \newif\ifmtcsecondpart \mtcsecondpartfalse
4508 \let\l@listof\chapter

```



## 10.17 Caution for some commands

`\AtBeginDocument` Some minitoc commands should eventually be replaced if you decide to *definitely*  
`\ifmtcoffwarn@` stop using the minitoc package with your document. So we declare a flag and a  
`\AtEndDocument` block to signal that you have used these commands:

```

4509 \newif\ifmtcoffwarn@ \mtcoffwarn@false
4510 \AtEndDocument{\ifmtcoffwarn@
4511 \mtcPackageWarningNoLine[<F0007>]{mtcoff}%
4512 {You should scan (backwards) your .log
4513 \MessageBreak
4514 file to find some commands needing
4515 \MessageBreak
4516 to be replaced if you decide to
4517 \MessageBreak
4518 DEFINITELY stop using minitoc for this
4519 \MessageBreak
4520 document. It is more wise to keep the
4521 \MessageBreak
4522 \string\usepackage\space lines for minitoc and mtcoff
4523 \MessageBreak
4524 and to comment out only one of them}
4525 \fi}

```

`\mtcaddchapter` Then these commands are disabled and they set the flag and give a warning (useful to get  
`\mtcaddsection` the line number):

```

\mtcaddpart
\ifmtcoffwarn@ 4526 \newcommand{\mtcaddchapter}[1][\ifmtcoffwarn@true
\mtc@ck 4527 \mtcPackageWarning[<F0004>]{mtcoff}%
\addcontentsline 4528 {\protect\mtcaddchapter{...} should be replaced\MessageBreak
4529 by \protect\addcontentsline{toc}{chapter}{...}\MessageBreak}
4530 \def\mtc@ck{#1}
4531 \ifx\mtc@ck\empty
4532 \else
4533 \addcontentsline{toc}{chapter}{#1}%

```



```

4534 \fi}
4535 \newcommand{\mtcaddsection}[1][\mtcoffwarn@true
4536 \mtcPackageWarning[<F0006>]{mtcoff}%
4537 {\protect\mtcaddsection{...} should be replaced\MessageBreak
4538 by \protect\addcontentsline{toc}{section}{...}\MessageBreak}
4539 \def\mtc@ck{#1}
4540 \ifx\mtc@ck\empty
4541 \else
4542 \addcontentsline{toc}{part}{#1}%
4543 \fi}
4544 \newcommand{\mtcaddpart}[1][\mtcoffwarn@true
4545 \mtcPackageWarning[<F0005>]{mtcoff}%
4546 {\protect\mtcaddpart{...} should be replaced\MessageBreak
4547 by \protect\addcontentsline{toc}{part}{...}\MessageBreak}
4548 \def\mtc@ck{#1}
4549 \ifx\mtc@ck\empty
4550 \else
4551 \addcontentsline{toc}{part}{#1}%
4552 \fi}

```

## 10.18 Disabling commands for “coffee”

```

\addcoffeeline We disable the commands relative to “coffee” lines, and the specific version of contents
\coffeeline lines without leaders of dots:
\@gobble
\@Undottedtocline 4553 \def\addcoffeeline#1#2#3{\relax}
\@Undottedtoclinep 4554 \let\coffeeline\@gobble
 4555 \let\l@coffee\relax
 4556 \def\@Undottedtocline#1#2#3#4#5{\relax}
 4557 \def\@Undottedtoclinep#1#2#3#4#5{\relax}

```

## 10.19 Disabling the mtchideinmain... environments

```

mtchideinmaintoc These environments accept one optional argument:
mtchideinmainlof
mtchideinmainlot 4558 \newenvironment{mtchideinmaintoc}[1][-1]%
 4559 {\empty}{\empty}
 4560 \newenvironment{mtchideinmainlof}[1][-1]%
 4561 {\empty}{\empty}
 4562 \newenvironment{mtchideinmainlot}[1][-1]%
 4563 {\empty}{\empty}

```

## 10.20 Inhibition of the `\mtc@saveXXXdepth` and `\mtc@restoreXXXdepth` commands

```

\mtc@savetocdepth
\mtc@savelofdepth
\mtc@savelotdepth 4564 \let\mtc@savetocdepth\empty
\mtc@restoretocdepth 4565 \let\mtc@savelofdepth\empty
\mtc@restorelofdepth 4566 \let\mtc@savelotdepth\empty
\mtc@restorelotdepth 4567 \let\mtc@restoretocdepth\empty
 4568 \let\mtc@restorelofdepth\empty
 4569 \let\mtc@restorelotdepth\empty

```

## 10.21 Disabling the `\mtcfixglossary` command

`\mtcfixglossary` This command accepts one optional argument:

```
4570 \newcommand{\mtcfixglossary}[1][\relax]
```

## 10.22 Disabling the `\mtcfixindex` command

`\mtcfixindex` This command accepts one optional argument:

```
4571 \newcommand{\mtcfixindex}[1][\relax]
```

## 10.23 Disabling the `\addstarred...` commands

`\ifmtcoffwarn@` These commands should be replaced by standard commands, but `mtcoff` simulates and gives a warning, which will be reminded at the end of document:

```

\addstarredpart
\addstarredchapter
\addstarredsection 4572 \def\addstarredpart#1{\mtcoffwarn@true
\addcontentsline 4573 \mtcPackageWarning[<F0002>]{mtcoff}%
 4574 {\protect\addstarredpart{...} should be replaced by\MessageBreak
 4575 \protect\addcontentsline{toc}{part}{...}\MessageBreak}
 4576 \addcontentsline{toc}{part}{#1}}
 4577 \def\addstarredchapter#1{\mtcoffwarn@true
 4578 \mtcPackageWarning[<F0001>]{mtcoff}%
 4579 {\protect\addstarredchapter{...} should be replaced by\MessageBreak
 4580 \protect\addcontentsline{toc}{chapter}{...}\MessageBreak}
 4581 \addcontentsline{toc}{chapter}{#1}}

```

```
4582 \def\addstarredsection#1{\mtcoffwarn@true
4583 \mtcPackageWarning[<F0003>]{mtcoff}%
4584 {\protect\addstarredsection{...} should be replaced by\MessageBreak
4585 \protect\addcontentsline{toc}{section}{...}\MessageBreak}
4586 \addcontentsline{toc}{section}{#1}}
```

And the `mtcoff` package is terminated.

```
4587 \end{mtcoff}
```

## Chapter 11

# Commented code of `mtcmess.sty`

```
\mtcPackageInfo To make easier the search of a message in the documentation1, we will assign an unique
\PackageInfo identifier to each message of the minitoc and mtcoff packages. As the standard com-
\MessageBreak mands for such messages do not include this feature, we make extended versions, with
\mtcPackageWarning \PackageWarning the same syntax, plus a first optional argument:
\PackageWarning
\mtcPackageWarningNoLine 4588 <*mtcmess>
\PackageWarningNoLine 4589 \ProvidesPackage{mtcmess}[2006/03/14]%
\mtcPackageError 4590 \NeedsTeXFormat{LaTeX2e}[1996/06/01]%
\PackageError 4591 \newcommand{\mtcPackageInfo}[3][[]%
4592 {\PackageInfo{#2}{#1\MessageBreak #3}}%
4593 \newcommand{\mtcPackageWarning}[3][[]%
4594 {\PackageWarning{#2}{#1\MessageBreak #3}}%
4595 \newcommand{\mtcPackageWarningNoLine}[3][[]%
4596 {\PackageWarningNoLine{#2}{#1\MessageBreak #3}}%
4597 \newcommand{\mtcPackageError}[4][[]%
4598 {\PackageError{#2}{#1\MessageBreak #3}{#4}}%
4599 </mtcmess>
```

Hence the first line of the message will contain the package name and the unique identifier of the message.

These macros are defined in a separate package because they will be used by at least two packages (`minitoc` and `mtcoff`) and because they could be useful for other packages.

---

<sup>1</sup> By example, using the search facility of some PDF reader utility.

## Chapter 12

# Patch for the memoir class

This code must be loaded to fix an incompatibility of the minitoc package with some recent versions of the memoir.cls class. This correction is no more necessary after the 2005/09/25 version of memoir.cls.

```
4600 (*mtcpatchmem)
4601 \NeedsTeXFormat{LaTeX2e}[1996/06/01]%
4602 \ProvidesPackage{mtcpatchmem}%
4603 [2005/09/30 v46 Package mtcpatchmem]
4604 \RequirePackage{mtcmess}[2006/03/14]
4605 \mtcPackageInfo[<M0001>]{mtcpatchmem}%
4606 {mtcpatchmem package to patch the memoir class\@gobble}
4607 \renewcommand{\@m@chapter}[1][]{%
4608 \def\ch@pt@c{#1}% capture first optional arg
4609 \@ifnextchar[{\@chapter}{\@chapter[]}%
4610 }
4611 \def\@chapter[#1]#2{%
4612 % if |\ch@pt@c| is empty, no [was found at all. Use #2| as
4613 % entry for all fields.
4614 \ifx\ch@pt@c\@empty
4615 \def\f@rtoc{#2}%
4616 \def\f@rhdr{#2}%
4617 \else
4618 % otherwise at least one [was found. If #1| is empty then only
4619 % one was found.
4620 \let\f@rtoc\ch@pt@c
4621 \ifx\@empty#1\@empty
4622 \let\f@rhdr\ch@pt@c
4623 \else
4624 \def\f@rhdr{#1}%
4625 \fi
4626 \fi
4627 \ifnum \c@secnumdepth >\m@ne\relax
4628 \if@mainmatter
4629 \refstepcounter{chapter}%
```

```

4630 \fi
4631 \fi
4632 \chaptermark{\f@rhdr}%
4633 \ifartopt
4634 \@makechapterhead{#2}%
4635 \@afterheading
4636 \else
4637 \insertchapterspace
4638 \if@twocolumn
4639 \@topnewpage[\@makechapterhead{#2}]%
4640 \else
4641 \@makechapterhead{#2}%
4642 \fi
4643 \@afterheading
4644 \fi
4645 \ifnum \c@secnumdepth >\m@ne\relax
4646 \if@mainmatter
4647 \ifanappendix
4648 \addcontentsline{toc}{appendix}{%
4649 \protect\chapternumberline{\thechapter}\f@rtoc}%
4650 \else
4651 \addcontentsline{toc}{chapter}{%
4652 \protect\chapternumberline{\thechapter}\f@rtoc}%
4653 \fi
4654 \else
4655 \addcontentsline{toc}{chapter}{\f@rtoc}%
4656 \fi
4657 \else
4658 \addcontentsline{toc}{chapter}{\f@rtoc}%
4659 \fi
4660 \ifheadnameref\M@gettitle{\f@rhdr}\else\M@gettitle{\f@rtoc}\fi
4661 }
4662 </mtcpatchmem>

```

## Chapter 13

# The language definition (.mld) and object (.mlo) files

### Contents

|       |                                                 |     |
|-------|-------------------------------------------------|-----|
| 13.1  | “Acadian” language: acadian.mld . . . . .       | 411 |
| 13.2  | “Acadien” language: acadien.mld . . . . .       | 412 |
| 13.3  | “Afrikaan” language: afrikaan.mld . . . . .     | 412 |
| 13.4  | “Afrikaans” language: afrikaans.mld . . . . .   | 412 |
| 13.5  | “Albanian” language: albanian.mld . . . . .     | 413 |
| 13.6  | “American” language: american.mld . . . . .     | 413 |
| 13.7  | “Arab” language: arab.mld . . . . .             | 413 |
| 13.8  | “Arab2” language: arab2.mld . . . . .           | 414 |
| 13.9  | “Arabic” language: arabic.mld . . . . .         | 414 |
| 13.10 | “Armenian” language: armenian.mld . . . . .     | 415 |
| 13.11 | “Australian” language: australian.mld . . . . . | 415 |
| 13.12 | “Austrian” language: austrian.mld . . . . .     | 415 |
| 13.13 | “Bahasa” language: bahasa.mld . . . . .         | 416 |
| 13.14 | “Bahasai” language: bahasai.mld . . . . .       | 416 |
| 13.15 | “Bahasam” language: bahasam.mld . . . . .       | 417 |
| 13.16 | “Bangla” language: bangla.mld . . . . .         | 417 |
| 13.17 | “Basque” language: basque.mld . . . . .         | 418 |
| 13.18 | “Bicig” language: bicig.mld . . . . .           | 418 |
| 13.19 | “Bicig2” language: bicig2.mld . . . . .         | 419 |
| 13.20 | “Bicig3” language: bicig3.mld . . . . .         | 419 |
| 13.21 | “Bithe” language: bithe.mld . . . . .           | 420 |
| 13.22 | “Brazil” language: brazil.mld . . . . .         | 421 |
| 13.23 | “Brazilian” language: brazilian.mld . . . . .   | 421 |
| 13.24 | “Breton” language: breton.mld . . . . .         | 421 |
| 13.25 | “British” language: british.mld . . . . .       | 422 |
| 13.26 | “Bulgarian” language: bulgarian.mld . . . . .   | 422 |
| 13.27 | “Bulgarianb” language: bulgarianb.mld . . . . . | 423 |
| 13.28 | “Buryat” language: buryat.mld . . . . .         | 424 |
| 13.29 | “Buryat2” language: buryat2.mld . . . . .       | 424 |
| 13.30 | “Canadian” language: canadian.mld . . . . .     | 425 |

|       |                                                                                           |     |
|-------|-------------------------------------------------------------------------------------------|-----|
| 13.31 | “Canadien” language: <code>canadien.mld</code> . . . . .                                  | 425 |
| 13.32 | “Castillan” language: <code>castillan.mld</code> . . . . .                                | 425 |
| 13.33 | “Castillian” language: <code>castillian.mld</code> . . . . .                              | 426 |
| 13.34 | “Catalan” language: <code>catalan.mld</code> . . . . .                                    | 426 |
| 13.35 | “Chinese1” language: <code>chinese1.mld</code> and <code>chinese1.mlo</code> . . . . .    | 426 |
| 13.36 | “Chinese2” language: <code>chinese2.mld</code> and <code>chinese2.mlo</code> . . . . .    | 427 |
| 13.37 | “Croatian” language: <code>croatian.mld</code> . . . . .                                  | 427 |
| 13.38 | “Czech” language: <code>czech.mld</code> . . . . .                                        | 428 |
| 13.39 | “Danish” language: <code>danish.mld</code> . . . . .                                      | 428 |
| 13.40 | “Dutch” language: <code>dutch.mld</code> . . . . .                                        | 429 |
| 13.41 | “English” language: <code>english.mld</code> . . . . .                                    | 429 |
| 13.42 | “English1” language: <code>english1.mld</code> . . . . .                                  | 430 |
| 13.43 | “English2” language: <code>english2.mld</code> . . . . .                                  | 431 |
| 13.44 | “Esperant” language: <code>esperant.mld</code> . . . . .                                  | 431 |
| 13.45 | “Esperanto” language: <code>esperanto.mld</code> . . . . .                                | 432 |
| 13.46 | “Estonian” language: <code>estonian.mld</code> . . . . .                                  | 432 |
| 13.47 | “Ethiopia” language: <code>ethiopia.mld</code> . . . . .                                  | 433 |
| 13.48 | “Ethiopian” language: <code>ethiopian.mld</code> . . . . .                                | 433 |
| 13.49 | “Ethiopian2” language: <code>ethiopian2.mld</code> . . . . .                              | 434 |
| 13.50 | “Farsi1” language: <code>farsi1.mld</code> and <code>farsi1.mlo</code> . . . . .          | 434 |
| 13.51 | “Farsi2” language: <code>farsi2.mld</code> and <code>farsi2.mlo</code> . . . . .          | 435 |
| 13.52 | “Finnish” language: <code>finnish.mld</code> . . . . .                                    | 435 |
| 13.53 | “Finnish2” language: <code>finnish2.mld</code> . . . . .                                  | 436 |
| 13.54 | “Francais” language: <code>francais.mld</code> . . . . .                                  | 436 |
| 13.55 | “French” language: <code>french.mld</code> . . . . .                                      | 436 |
| 13.56 | “French1” language: <code>french1.mld</code> . . . . .                                    | 437 |
| 13.57 | “French2” language: <code>french2.mld</code> . . . . .                                    | 438 |
| 13.58 | “Frenchb” language: <code>frenchb.mld</code> . . . . .                                    | 438 |
| 13.59 | “Frenchle” language: <code>frenchle.mld</code> . . . . .                                  | 439 |
| 13.60 | “Frenchpro” language: <code>frenchpro.mld</code> . . . . .                                | 439 |
| 13.61 | “Galician” language: <code>galician.mld</code> . . . . .                                  | 439 |
| 13.62 | “German” language: <code>german.mld</code> . . . . .                                      | 440 |
| 13.63 | “Germanb” language: <code>germanb.mld</code> . . . . .                                    | 440 |
| 13.64 | “Germanb2” language: <code>germanb2.mld</code> . . . . .                                  | 441 |
| 13.65 | “Greek” language: <code>greek.mld</code> . . . . .                                        | 441 |
| 13.66 | “Greek-mono” language: <code>greek-mono.mld</code> . . . . .                              | 442 |
| 13.67 | “Greek-polydemo” language: <code>greek-polydemo.mld</code> . . . . .                      | 443 |
| 13.68 | “Greek-polykatha” language: <code>greek-polykatha.mld</code> . . . . .                    | 444 |
| 13.69 | “Guarani” language: <code>guarani.mld</code> . . . . .                                    | 445 |
| 13.70 | “Hangul1” language: <code>hangul1.mld</code> and <code>hangul1.mlo</code> . . . . .       | 445 |
| 13.71 | “Hangul2” language: <code>hangul2.mld</code> and <code>hangul2.mlo</code> . . . . .       | 446 |
| 13.72 | “Hangul3” language: <code>hangul3.mld</code> and <code>hangul3.mlo</code> . . . . .       | 446 |
| 13.73 | “Hangul4” language: <code>hangul4.mld</code> and <code>hangul4.mlo</code> . . . . .       | 447 |
| 13.74 | “Hangul-u8” language: <code>hangul-u8.mld</code> and <code>hangul-u8.mlo</code> . . . . . | 448 |
| 13.75 | “Hanja1” language: <code>hanja1.mld</code> and <code>hanja1.mlo</code> . . . . .          | 448 |
| 13.76 | “Hanja2” language: <code>hanja2.mld</code> and <code>hanja2.mlo</code> . . . . .          | 449 |
| 13.77 | “Hanja-u8” language: <code>hanja-u8.mld</code> and <code>hanja-u8.mlo</code> . . . . .    | 449 |
| 13.78 | “Hebrew” language: <code>hebrew.mld</code> . . . . .                                      | 450 |
| 13.79 | “Hebrew2” language: <code>hebrew2.mld</code> . . . . .                                    | 450 |
| 13.80 | “Hungarian” language: <code>hungarian.mld</code> . . . . .                                | 451 |
| 13.81 | “Icelandic” language: <code>icelandic.mld</code> . . . . .                                | 452 |
| 13.82 | “Indon” language: <code>indon.mld</code> . . . . .                                        | 452 |
| 13.83 | “Indonesian” language: <code>indonesian.mld</code> . . . . .                              | 452 |



|        |                                                                                                                |     |
|--------|----------------------------------------------------------------------------------------------------------------|-----|
| 13.84  | “Interlingua” language: <code>interlingua.mld</code> . . . . .                                                 | 453 |
| 13.85  | “Irish” language: <code>irish.mld</code> . . . . .                                                             | 453 |
| 13.86  | “Italian” language: <code>italian.mld</code> . . . . .                                                         | 454 |
| 13.87  | “Italian2” language: <code>italian2.mld</code> . . . . .                                                       | 454 |
| 13.88  | “Japanese” language: <code>japanese.mld</code> and <code>japanese.mlo</code> . . . . .                         | 455 |
| 13.89  | “Japanese2” language: <code>japanese2.mld</code> and <code>japanese2.mlo</code> . . . . .                      | 455 |
| 13.90  | “Japanese3” language: <code>japanese3.mld</code> and <code>japanese3.mlo</code> . . . . .                      | 456 |
| 13.91  | “Japanese4” language: <code>japanese4.mld</code> and <code>japanese4.mlo</code> . . . . .                      | 456 |
| 13.92  | “Japanese5” language: <code>japanese5.mld</code> and <code>japanese.mlo</code> . . . . .                       | 457 |
| 13.93  | “Kannada” language: <code>kannada.mld</code> . . . . .                                                         | 457 |
| 13.94  | “Khalka” language: <code>khalkha.mld</code> . . . . .                                                          | 458 |
| 13.95  | “Latin” language: <code>latin.mld</code> . . . . .                                                             | 458 |
| 13.96  | “Latin2” language: <code>latin2.mld</code> . . . . .                                                           | 459 |
| 13.97  | “Latvian” language: <code>latvian.mld</code> . . . . .                                                         | 459 |
| 13.98  | “Letton” language: <code>letton.mld</code> . . . . .                                                           | 460 |
| 13.99  | “Lithuanian” language: <code>lithuanian.mld</code> . . . . .                                                   | 460 |
| 13.100 | “Lowersorbian” language: <code>lowersorbian.mld</code> . . . . .                                               | 461 |
| 13.101 | “Lsorbian” language: <code>lsorbian.mld</code> . . . . .                                                       | 461 |
| 13.102 | “Magyar” language: <code>magyar.mld</code> . . . . .                                                           | 462 |
| 13.103 | “Magyar2” language: <code>magyar2.mld</code> . . . . .                                                         | 462 |
| 13.104 | “Magyar3” language: <code>magyar.mld</code> . . . . .                                                          | 463 |
| 13.105 | “Malay” language: <code>malay.mld</code> . . . . .                                                             | 463 |
| 13.106 | “Malayalam-keli” language: <code>malayalam-keli.mld</code> . . . . .                                           | 463 |
| 13.107 | “Malayalam-omega” language: <code>malayalam-omega.mld</code> and<br><code>malayalam-omega.mlo</code> . . . . . | 464 |
| 13.108 | “Malayalam-rachana” language: <code>malayalam-rachana.mld</code> . . . . .                                     | 464 |
| 13.109 | “Malayalam-rachana2” language: <code>malayalam-rachana2.mld</code> . . . . .                                   | 465 |
| 13.110 | “Manju” language: <code>manju.mld</code> . . . . .                                                             | 466 |
| 13.111 | “Meyalu” language: <code>meyalu.mld</code> . . . . .                                                           | 466 |
| 13.112 | “Mongol” language: <code>mongol.mld</code> . . . . .                                                           | 466 |
| 13.113 | “Naustrian” language: <code>naustrian.mld</code> . . . . .                                                     | 467 |
| 13.114 | “Newzealand” language: <code>newzealand.mld</code> . . . . .                                                   | 467 |
| 13.115 | “Ngerman” language: <code>ngerman.mld</code> . . . . .                                                         | 467 |
| 13.116 | “Ngermanb” language: <code>ngermanb.mld</code> . . . . .                                                       | 467 |
| 13.117 | “Ngermanb2” language: <code>ngermanb2.mld</code> . . . . .                                                     | 468 |
| 13.118 | “Norsk” language: <code>norsk.mld</code> . . . . .                                                             | 469 |
| 13.119 | “Norsk2” language: <code>norsk2.mld</code> . . . . .                                                           | 469 |
| 13.120 | “Nynorsk” language: <code>nynorsk.mld</code> . . . . .                                                         | 470 |
| 13.121 | “Nynorsk2” language: <code>nynorsk2.mld</code> . . . . .                                                       | 470 |
| 13.122 | “Polish” language: <code>polish.mld</code> . . . . .                                                           | 471 |
| 13.123 | “Polish2” language: <code>polish2.mld</code> . . . . .                                                         | 471 |
| 13.124 | “Polski” language: <code>polski.mld</code> . . . . .                                                           | 472 |
| 13.125 | “Portuges” language: <code>portuges.mld</code> . . . . .                                                       | 472 |
| 13.126 | “Portuguese” language: <code>portuguese.mld</code> . . . . .                                                   | 473 |
| 13.127 | “Romanian” language: <code>romanian.mld</code> . . . . .                                                       | 473 |
| 13.128 | “Romanian2” language: <code>romanian2.mld</code> . . . . .                                                     | 474 |
| 13.129 | “Romanian3” language: <code>romanian3.mld</code> . . . . .                                                     | 474 |
| 13.130 | “Russian” language: <code>russian.mld</code> . . . . .                                                         | 475 |
| 13.131 | “Russian2m” language: <code>russian2m.mld</code> . . . . .                                                     | 475 |
| 13.132 | “Russian2o” language: <code>russian2o.mld</code> . . . . .                                                     | 476 |
| 13.133 | “Russianb” language: <code>russianb.mld</code> . . . . .                                                       | 477 |
| 13.134 | “Russianc” language: <code>russienc.mld</code> . . . . .                                                       | 478 |
| 13.135 | “Russian-cca” language: <code>russian-cca.mld</code> and <code>russian-cca.mlo</code> . . . . .                | 479 |

|        |                                                                                         |     |
|--------|-----------------------------------------------------------------------------------------|-----|
| 13.136 | “Russian-cca1” language: russian-cca1.mld and<br>russian-cca1.mlo . . . . .             | 479 |
| 13.137 | “Russian-lh” language: russian-lh.mld and russian-lh.mlo . . . . .                      | 480 |
| 13.138 | “Russian-lhcyralt” language: russian-lhcyralt.mld and<br>russian-lhcyralt.mlo . . . . . | 480 |
| 13.139 | “Russian-lhcyrkoi” language: russian-lhcyrkoi.mld and<br>russian-lhcyrkoi.mlo . . . . . | 481 |
| 13.140 | “Russian-lhcyrwin” language: russian-lhcyrwin.mld and<br>russian-lhcyrwin.mlo . . . . . | 481 |
| 13.141 | “Samin” language: samin.mld . . . . .                                                   | 482 |
| 13.142 | “Scottish” language: scottish.mld . . . . .                                             | 482 |
| 13.143 | “Serbian” language: serbian.mld . . . . .                                               | 483 |
| 13.144 | “Serbianc” language: serbianc.mld . . . . .                                             | 483 |
| 13.145 | “Slovak” language: slovak.mld . . . . .                                                 | 484 |
| 13.146 | “Slovene” language: slovene.mld . . . . .                                               | 484 |
| 13.147 | “Spanish” language: spanish.mld . . . . .                                               | 485 |
| 13.148 | “Spanish2” language: spanish2.mld . . . . .                                             | 486 |
| 13.149 | “Spanish3” language: spanish3.mld . . . . .                                             | 486 |
| 13.150 | “Spanish4” language: spanish4.mld . . . . .                                             | 487 |
| 13.151 | “Swedish” language: swedish.mld . . . . .                                               | 487 |
| 13.152 | “Swedish2” language: swedish2.mld . . . . .                                             | 488 |
| 13.153 | “Thai” language: thai.mld and thai.mlo . . . . .                                        | 488 |
| 13.154 | “Turkish” language: turkish.mld . . . . .                                               | 489 |
| 13.155 | “Uighur” language: uighur.mld . . . . .                                                 | 489 |
| 13.156 | “Uighur2” language: uighur2.mld . . . . .                                               | 489 |
| 13.157 | “Uighur3” language: uighur3.mld . . . . .                                               | 490 |
| 13.158 | “UKenglish” language: UKenglish.mld . . . . .                                           | 490 |
| 13.159 | “Ukraineb” language: ukraineb.mld . . . . .                                             | 490 |
| 13.160 | “Ukrainian” language: ukrainian.mld . . . . .                                           | 490 |
| 13.161 | “Uppersorbian” language: uppersorbian.mld . . . . .                                     | 491 |
| 13.162 | “USenglish” language: USenglish.mld . . . . .                                           | 492 |
| 13.163 | “Usorbian” language: usorbian.mld . . . . .                                             | 492 |
| 13.164 | “Vietnam” language: vietnam.mld . . . . .                                               | 492 |
| 13.165 | “Vietnamese” language: vietnamese.mld . . . . .                                         | 493 |
| 13.166 | “Welsh” language: welsh.mld . . . . .                                                   | 493 |
| 13.167 | “Xalx” language: xalx.mld . . . . .                                                     | 494 |
| 13.168 | “Xalx2” language: xalx2.mld . . . . .                                                   | 494 |
| 13.169 | “Xalx3” language: xalx3.mld . . . . .                                                   | 495 |

This chapter shows the code of each .mld file. A .mld file is a *minitoc language definition* file, which defines the titles of the mini-tables for a given language. It contains often some comments about its origin, if you need further details. It is loaded either via a package option <sup>1</sup> in the \usepackage command for the minitoc package, either via the command:

```
\mtcselectlanguage \mtcselectlanguage{\language}
```

<sup>1</sup> It can also be a global option for the document.

`\ptctitle` Each .mld file must define the nine following commands (for the mini-tables of contents, mini-lists of figures and mini-lists of tables, at the part, chapter and section levels):

|                         |                          |                           |                           |
|-------------------------|--------------------------|---------------------------|---------------------------|
| <code>\plftitle</code>  |                          |                           |                           |
| <code>\plttitle</code>  |                          |                           |                           |
| <code>\mtctitle</code>  | • <code>\ptctitle</code> | • <code>\mtctitle</code>  | • <code>\stctitle</code>  |
| <code>\mlftitle</code>  | • <code>\plftitle</code> | • <code>\mlftitle</code>  | • <code>\slftitle</code>  |
| <code>\mltttitle</code> |                          |                           |                           |
| <code>\stctitle</code>  | • <code>\plttitle</code> | • <code>\mltttitle</code> | • <code>\sltttitle</code> |
| <code>\slftitle</code>  |                          |                           |                           |
| <code>\sltttitle</code> |                          |                           |                           |

Many .mld files require special fonts adequate for the corresponding language; as this is a language-dependent issue, the user must set up the correct language and font context for each language, like using the `babel` package [29, 30, 31, 48], the CJK system [140, 141], the  $\mathcal{L}\text{A}\text{T}\text{E}\text{X}$  system [121], the ANTOMEGA system [124], the ArabTeX [127, 128], BangTeX [166], ethiop [23], FarsiTeX<sup>2</sup>, guarani [26], Malayalam [3, 4], MonTeX [86, 88], or ArmTeX [89] packages. Note that it is often the *english* name of the language which is used to name the corresponding .mld file.



But for some oriental languages<sup>3</sup>, the source of the titles use some *exotic encodings*, difficult to manipulate in a .dtx file, the .mld file is then just a wrapper loading a .mlo file<sup>4</sup>, not generated by the .dtx files in the current version of `minitoc` package. The adequate input encoding must be set up by the user *before* loading the .mld file via `\mtcselectlanguage`.



`filecontents` To go around this limitation, the `minitoc.ins` file uses `filecontents` environments to generate the .mlo files.

## 13.1 “Acadian” language: `acadian.mld`

The `acadian` language<sup>5</sup> is just french, so we load the `french.mld` file (see section 13.55 on page 436):

```
4663 <acadian>
4664 \ProvidesFile{acadian.mld}[2004/12/14]
4665 \mtcselectlanguage{french}%
4666 </acadian>
```

<sup>2</sup> By Mohammad GHODSI (ghodsi@rose.ipm.ac.ir) and FarsiTeX Project Group. See the FarsiTeX site at <http://www.farsitex.org>

<sup>3</sup> Mainly for chinese, farsi (iranian), hangûl (korean), hanja (korean), japanese, malayalam-omega, thai, and russian variants.

<sup>4</sup> The extension .mlo means *minitoc language object*.

<sup>5</sup> Spoken in some parts of the south of the USA, like Louisiane.

## 13.2 “Acadien” language: `acadien.mld`

The “acadien” language<sup>6</sup> is just french (“acadien” is the french term for “acadian”), so we load the `french.mld` file (see section 13.55 on page 436):

```
4667 <*acadien>
4668 \ProvidesFile{acadien.mld}[2004/12/14]
4669 \mtcselectlanguage{french}%
4670 </acadien>
```

## 13.3 “Afrikaan” language: `afrikaan.mld`

The titles for the “afrikaan” language<sup>7</sup> are taken from the `dutch.dtx` file in the `babel` package [30, 31, 32]:

```
4671 <*afrikaan>
4672 \ProvidesFile{afrikaan.mld}[2006/01/13]
4673 %% Afrikaan(s) titles for minitoc.sty
4674 %% from dutch.dtx (babel)
4675 %% Braams, Johannes
4676 \def\ptctitle{Inhoudsopgawe}%
4677 \def\plftitle{Lys van figure}%
4678 \def\plttitle{Lys van tabelle}%
4679 %%
4680 \def\mtctitle{Inhoudsopgawe}%
4681 \def\mlftitle{Lys van figure}%
4682 \def\mlttitle{Lys van tabelle}%
4683 %%
4684 \def\stctitle{Inhoudsopgawe}%
4685 \def\slftitle{Lys van figure}%
4686 \def\slttitle{Lys van tabelle}%
4687 </afrikaan>
```

## 13.4 “Afrikaans” language: `afrikaans.mld`

“Afrikaans” is a synonym of “afrikaan”, so we just load `afrikaan.mld` (see section 13.3):

```
4688 <*afrikaans>
4689 \ProvidesFile{afrikaans.mld}[2004/12/14]
4690 \mtcselectlanguage{afrikaan}%
4691 </afrikaans>
```

<sup>6</sup> Spoken in some parts of the south of the USA, like Louisiane.

<sup>7</sup> Spoken in South Africa, it has dutch origins; compare with section 13.40 on page 429.

## 13.5 “Albanian” language: `albanian.mld`

The titles for the “albanian” language are taken from the `albanian.dtx` file in the `babel` package [30, 31, 75]:

```

4692 <*albanian>
4693 \ProvidesFile{albanian.mld}[2006/01/13]
4694 %% Albanian titles for minitoc.sty.
4695 %% from albabian.dtx (babel)
4696 %% Contribution of Adi Zaimi (zamilst at yahoo.com).
4697 \def\ptctitle{P\ "ermbajta}%
4698 \def\plftitle{Figurat}%
4699 \def\pltttitle{Tabelat}%
4700 %%
4701 \def\mtctitle{P\ "ermbajta}%
4702 \def\mlftitle{Figurat}%
4703 \def\mltttitle{Tabelat}%
4704 %%
4705 \def\stctitle{P\ "ermbajta}%
4706 \def\slftitle{Figurat}%
4707 \def\slttitle{Tabelat}%
4708 </albanian>

```

## 13.6 “American” language: `american.mld`

The “american” language is just like “english”<sup>8</sup>, so we just load `english.mld` (see section 13.41 on page 429):

```

4709 <*american>
4710 \ProvidesFile{american.mld}[2004/12/14]
4711 \mtcselectlanguage{english}%
4712 </american>

```

## 13.7 “Arab” language: `arab.mld`

The titles for the “arab” language are taken from the ArabTeX package [127, 128], which should be used, with the associated fonts.

```

4713 <*arab>
4714 \ProvidesFile{arab.mld}[1999/03/16]
4715 %% Arabic titles for minitoc.sty

```

---

<sup>8</sup> It should be true for the mini-table titles; the languages themselves have some differences, like the hyphenation rules.

```

4716%% Needs arabic fonts (cf. documentation of arabtex)
4717%% (strings taken from arabtex; to be used with arabtex)
4718\def\ptctitle{al-mu.htawayAtu}%
4719\def\plftitle{qA'imaTu a.s-.suwari}%
4720\def\plttitle{qA'imaTu al-^gadAwili}
4721%%
4722\def\mtctitle{al-mu.htawayAtu}%
4723\def\mlftitle{qA'imaTu a.s-.suwari}%
4724\def\mlttitle{qA'imaTu al-^gadAwili}%
4725%%
4726\def\stctitle{al-mu.htawayAtu}%
4727\def\slftitle{qA'imaTu a.s-.suwari}%
4728\def\slttitle{qA'imaTu al-^gadAwili}%
4729</arab>

```

## 13.8 “Arab2” language: arab2.mld

The titles for the “arab2” language are taken from the Arab $\TeX$  package [127, 128], which should be used, with the associated fonts. It is a variant of the “arab” language.

```

4730<*arab2>
4731\ProvidesFile{arab2.mld}[2006/03/31]
4732%% Arabic titles for minitoc.sty. Variant.
4733%% Needs arabic fonts (cf. documentation of arabtex)
4734%% (strings taken from arabtex; to be used with arabtex)
4735\makeatletter\global\let\mtcArabTok\@tok}%
4736\def\ptctitle{\mtcArabTok(al-muHtawayAtu)}%
4737\def\plftitle{\mtcArabTok(qAQAIMaTu aS-Suwari)}%
4738\def\plttitle{\mtcArabTok(qAQAIMaTu al-GadAwili)}%
4739%%
4740\def\mtctitle{\mtcArabTok(al-muHtawayAtu)}%
4741\def\mlftitle{\mtcArabTok(qAQAIMaTu aS-Suwari)}%
4742\def\mlttitle{\mtcArabTok(qAQAIMaTu al-GadAwili)}%
4743%%
4744\def\stctitle{\mtcArabTok(al-muHtawayAtu)}%
4745\def\slftitle{\mtcArabTok(qAQAIMaTu aS-Suwari)}%
4746\def\slttitle{\mtcArabTok(qAQAIMaTu al-GadAwili)}%
4747</arab2>

```

## 13.9 “Arabic” language: arabic.mld

“Arabic” is a synonym for “arab”, so we just load arab.mld (see section 13.7 on the page before):

```

4748 <*arabic>
4749 \ProvidesFile{arabic.mld}[2005/02/10]
4750 \mtcselectlanguage{arab}%
4751 </arabic>

```

## 13.10 “Armenian” language: armenian.mld

The titles for the “armenian” language are taken from the ArmTeX package [89], which should be used, with the associated fonts.

```

4752 <*armenian>
4753 \ProvidesFile{armenian.mld}[1999/06/28]
4754 %% Armenian titles for minitoc.sty
4755 %% from ArmTeX
4756 %% Sergei Dachian (Serguei.Dachian@univ-lemans.fr)
4757 \def\ptctitle{Bovandakuthyun}%
4758 \def\plftitle{Patkerner i cank}%
4759 \def\pltttitle{Aghyusakner i cank}%
4760 %%
4761 \def\mtctitle{Bovandakuthyun}%
4762 \def\mlftitle{Patkerner i cank}%
4763 \def\mltttitle{Aghyusakner i cank}%
4764 %%
4765 \def\stctitle{Bovandakuthyun}%
4766 \def\slftitle{Patkerner i cank}%
4767 \def\sltttitle{Aghyusakner i cank}%
4768 </armenian>

```

## 13.11 “Australian” language: australian.mld

The “australian” language is just like “english”, so we just load english.mld (see section 13.41 on page 429):

```

4769 <*australian>
4770 \ProvidesFile{australian.mld}[2006/01/11]
4771 \mtcselectlanguage{english}%
4772 </australian>

```

## 13.12 “Austrian” language: austrian.mld

For the mini-table titles, the “austrian” language is like the “german” language, so we load german.mld (see section 13.62 on page 440):

```

4773 <*austrian>
4774 \ProvidesFile{austrian.mld}[2004/12/14]
4775 \mtcselectlanguage{german}%
4776 </austrian>

```

### 13.13 “Bahasa” language: `bahasa.mld`

The “bahasa” language is just like “bahasai”, so we just load `bahasai.mld` (see section 13.14):

```

4777 <*bahasa>
4778 \ProvidesFile{bahasa.mld}[2006/01/11]
4779 \mtcselectlanguage{bahasai}%
4780 </bahasa>

```

### 13.14 “Bahasai” language: `bahasai.mld`

The titles of the mini-tables for the “bahasai” language<sup>9</sup> (bahasa indonesia / bahasa meyalu) are taken from the file `bahasa.dtx` in the `babel` package [30, 31, 56]. Specific fonts are needed. See also section 13.15 on the next page. The word “bahasa” means “language” in bahasa. For other names for this language, see sections 13.13, 13.82 on page 452, and 13.83 on page 452.

```

4781 <*bahasai>
4782 \ProvidesFile{bahasai.mld}[2006/01/13]
4783 %% Bahasa Indonesia titles for minitoc.sty
4784 %% From bahasa.dtx in the babel package
4785 %% Knappen, Jörg and Mart, Terry
4786 \def\ptctitle{Daftar Isi}%
4787 \def\plftitle{Daftar Gambar}%
4788 \def\pltttitle{Daftar Tabel}%
4789 %%
4790 \def\mtctitle{Daftar Isi}%
4791 \def\mlftitle{Daftar Gambar}%
4792 \def\mltttitle{Daftar Tabel}%
4793 %%
4794 \def\stctitle{Daftar Isi}%
4795 \def\slftitle{Daftar Gambar}%
4796 \def\slttitle{Daftar Tabel}%
4797 </bahasai>

```

---

<sup>9</sup> Bahasa is spoken in Indonesia and Malaysia, with different pronunciations and titles but the same writing. Bahasai is the indonesian variant.



### 13.15 “Bahasam” language: `bahasam.mld`

The titles of the mini-tables for the “bahasam” language (Bahasa Malaysia)<sup>10</sup> are taken from the file `bahasam.dtx` in the `babel` package [30, 31, 57]. Specific fonts are needed. See also section 13.13 on the page before. For other names for this language, see sections 13.105 on page 463 and 13.111 on page 466.

```

4798 <*bahasam>
4799 \ProvidesFile{bahasam.mld}[2006/01/13]
4800 %% Bahasa Malaysia titles for minitoc.sty
4801 %% From bahasam.dtx in the babel package
4802 %% Knappen, Jörg and Mart, Terry
4803 \def\ptctitle{Kandungan}%
4804 \def\plftitle{Senarai Gambar}%
4805 \def\plttitle{Senarai Jadual}%
4806 %%
4807 \def\mtctitle{Kandungan}%
4808 \def\mlftitle{Senarai Gambar}%
4809 \def\mlttitle{Senarai Jadual}%
4810 %%
4811 \def\stctitle{Kandungan}%
4812 \def\slftitle{Senarai Gambar}%
4813 \def\slttitle{Senarai Jadual}%
4814 </bahasam>

```

### 13.16 “Bangla” language: `bangla.mld`

The titles for the “bangla” language<sup>11</sup> are taken from the `BangTeX` package [166]; they need specific fonts.

```

4815 <*bangla>
4816 \ProvidesFile{bangla.mld}[2006/03/31]
4817 %% Bangla titles for minitoc.sty
4818 %% from BangTeX
4819 %% Needs specific fonts
4820 \def\ptctitle{suu*c*ipotRo}%
4821 \def\plftitle{cho*b*ir ta*l*ika}%
4822 \def\plttitle{cho*k*er ta*l*ika}%
4823 %%
4824 \def\mtctitle{suu*c*i}%
4825 \def\mlftitle{cho*b*ir ta*l*ika}%
4826 \def\mlttitle{cho*k*er ta*l*ika}%
4827 %%
4828 \def\stctitle{suu*c*i}%
4829 \def\slftitle{cho*b*ir ta*l*ika}%

```

<sup>10</sup>Spoken in Indonesia and Malaysia, with different pronunciations and titles but the same writing. Bahasam is the malaysian variant.

<sup>11</sup>Spoken in Bangladesh and some parts of India.

```

4830 \def\sltttitle{cho*k*er ta*l*ika}%
4831 </bangla>

```

## 13.17 “Basque” language: basque.mld

The titles for the “basque” language<sup>12</sup> are taken from the basque.dtx file in the babel package [30, 31, 37]. It seems that 8 bits fonts are preferable.

```

4832 <*basque>
4833 \ProvidesFile{basque.mld}[2006/01/13]
4834 %% Basque titles for minitoc.sty
4835 %% from basque.dtx (babel)
4836 %% Aguirregabiria, Juan M. and Sanchez, Julio
4837 %% Needs special fonts
4838 \def\ptcttitle{Gaien Aurkibidea}%
4839 \def\plfttitle{Irudien Zerrenda}%
4840 \def\pltttitle{Taulen Zerrenda}%
4841 %%
4842 \def\mtcttitle{Gaien Aurkibidea}%
4843 \def\mlfttitle{Irudien Zerrenda}%
4844 \def\mltttitle{Taulen Zerrenda}%
4845 %%
4846 \def\stcttitle{Gaien Aurkibidea}%
4847 \def\slfttitle{Irudien Zerrenda}%
4848 \def\sltttitle{Taulen Zerrenda}%
4849 </basque>

```

## 13.18 “Bicig” language: bicig.mld

The titles for the “bicig” language<sup>13</sup> are taken from the MonTeX package [86, 88]. This language requires specific fonts. See also sections 13.112 on page 466, 13.19 on the following page, and 13.20 on the next page.

```

4850 <*bicig>
4851 \ProvidesFile{bicig.mld}[1999/03/16]
4852 %% Mongol (Bicig) titles for minitoc.sty
4853 %% needs mongol fonts
4854 \def\ptcttitle{\bcg{Garcig}}%
4855 \def\plfttitle{\bcg{zuraG-un zigsaaalt}}%
4856 \def\pltttitle{\bcg{k"usn"agti" in jagsaaalt}}%
4857 %%
4858 \def\mtcttitle{\bcg{Garcig}}%

```

<sup>12</sup>Spoken in the Basque country, in the north of Spain and south-west of France.

<sup>13</sup>Bicig is a written form of the mongolian language. It is also known as Uighur. See also section 13.155 on page 489.

```

4859 \def\mlfttitle{\bcg{zuraG-un zigsaaalt}}%
4860 \def\mltttitle{\bcg{k"usn"agti"in jagsaaalt}}%
4861 %%
4862 \def\stcttitle{\bcg{GarciG}}%
4863 \def\slfttitle{\bcg{zuraG-un zigsaaalt}}%
4864 \def\sltttitle{\bcg{k"usn"agti"in jagsaaalt}}%
4865 \</bicig>

```

## 13.19 “Bicig2” language: bicig2.mld

The titles for the “bicig2” language <sup>14</sup> are taken from the MonTeX package [86, 88]. This language requires specific fonts. See also sections 13.112 on page 466, 13.18 on the preceding page, and 13.20.

```

4866 \< *bicig2>
4867 \ProvidesFile{bicig2.mld}[2005/11/16]
4868 %% Mongol (Bicig2) titles for minitoc.sty
4869 %% needs mongol fonts
4870 \def\ptcttitle{garcag}%
4871 \def\plfttitle{zirug-un zigsagalda}%
4872 \def\pltttitle{kuisunukdu-yin zigsagalda}%
4873 %%
4874 \def\mtcttitle{garcag}%
4875 \def\mlfttitle{zirug-un zigsagalda}%
4876 \def\mltttitle{kuisunukdu-yin zigsagalda}%
4877 %%
4878 \def\stcttitle{garcag}%
4879 \def\slfttitle{zirug-un zigsagalda}%
4880 \def\sltttitle{kuisunukdu-yin zigsagalda}%
4881 \</bicig2>

```

## 13.20 “Bicig3” language: bicig3.mld

The titles for the “bicig3” language <sup>15</sup> are taken from the MonTeX package [86, 88]. This language requires specific fonts. See also sections 13.112 on page 466, 13.18 on the preceding page and 13.19.

```

4882 \< *bicig3>
4883 \ProvidesFile{bicig3.mld}[2006/03/31]
4884 %% Mongol (Bicig3) titles for minitoc.sty
4885 %% needs mongol fonts

```

<sup>14</sup>Bicig, or uighur, is a written form of the mongolian language, bicig2 is a variant. See also section 13.156 on page 489.

<sup>15</sup>Bicig, or uighur, is a written form of the mongolian language, bicig3 is a variant. See also section 13.157 on page 490.

```

4886 \def\ptctitle{aguulag=a}%
4887 \def\plftitle{zirug-un zigsagalda}%
4888 \def\plttitle{kuisunukdu-yin zigsagalda}%
4889 %%
4890 \def\mtctitle{aguulag=a}%
4891 \def\mlftitle{zirug-un zigsagalda}%
4892 \def\mlttitle{kuisunukdu-yin zigsagalda}%
4893 %%
4894 \def\stctitle{aguulag=a}%
4895 \def\slftitle{zirug-un zigsagalda}%
4896 \def\slttitle{kuisunukdu-yin zigsagalda}%
4897 </bicig3>

```

## 13.21 “Bithe” language: `bithe.mld`

The titles for the “bithe” language<sup>16</sup> are taken from the MonT<sub>E</sub>X package [86, 88]. This language requires specific fonts. See also sections 13.112 on page 466 and 13.110 on page 466.

The Manju writing, or *bithe* system is a close relative of the Mongolian system; the basic letter shapes are the same. Yet for Manju, a set of diacritics (*dots and circles*) was designed to the effect that all the ambiguities of Mongolian are eliminated.

```

4898 < *bithe>
4899 \ProvidesFile{bithe.mld}[2005/11/16]
4900 %% Manju (bithe) titles for minitoc.sty
4901 %% needs mongol fonts
4902 \def\ptctitle{garcag}%
4903 \def\plftitle{zirug-un? afaha}%
4904 \def\plttitle{kuisunukdu-yin? afaha}%
4905 %%
4906 \def\mtctitle{garcag}%
4907 \def\mlftitle{zirug-un? afaha}%
4908 \def\mlttitle{kuisunukdu-yin? afaha}%
4909 %%
4910 \def\stctitle{garcag}%
4911 \def\slftitle{zirug-un? afaha}%
4912 \def\slttitle{kuisunukdu-yin? afaha}%
4913 </bithe>

```

---

<sup>16</sup>Bithe is a written form of the manju variant of the mongolian language.

## 13.22 “Brazil” language: `brazil.mld`

The titles for the “brazil” language<sup>17</sup> are taken from the `portuges.dtx` file in the `babel` package [30, 31, 67]:

```

4914 <*brazil>
4915 \ProvidesFile{brazil.mld}[2006/01/13]
4916 %% Portugues (brazil) titles for minitoc.sty
4917 %% from portuges.dtx (babel)
4918 %% Ramalhete, Jose Pedro and "de Lima", Arnaldo Viegas
4919 \def\ptctitle{Sum\'ario}%
4920 \def\plftitle{Lista de Figuras}%
4921 \def\pltttitle{Lista de Tabelas}%
4922 %%
4923 \def\mtctitle{Sum\'ario}%
4924 \def\mlftitle{Lista de Figuras}%
4925 \def\mltttitle{Lista de Tabelas}%
4926 %%
4927 \def\stctitle{Sum\'ario}%
4928 \def\slftitle{Lista de Figuras}%
4929 \def\sltttitle{Lista de Tabelas}%
4930 </brazil>

```

## 13.23 “Brazilian” language: `brazilian.mld`

The “brazilian” language is just like “brazil”, so we just load `brazil.mld` (see section 13.22):

```

4931 <*brazilian>
4932 \ProvidesFile{brazilian.mld}[2005/07/11]
4933 \mtcselectlanguage{brazil}%
4934 </brazilian>

```

## 13.24 “Breton” language: `breton.mld`

The titles for the “breton” language<sup>18</sup> are taken from `breton.dtx` file in the `babel` package [30, 31, 68]:

```

4935 <*breton>
4936 \ProvidesFile{breton.mld}[2006/01/13]

```

<sup>17</sup>It is the portuguese dialect spoken in Brazil. These titles are *different* in Brazil and in Portugal. Arnaldo VIEGAS DE LIMA contributed brasilian translations. See section 13.126 on page 473.

<sup>18</sup>Spoken as a local celtic dialect in french Brittany.

```

4937 %% Breton titles for minitoc.sty
4938 %% from breton.dtx (babel)
4939 %% Rolland, Christian
4940 \def\ptctitle{Taolenn}%
4941 \def\plftitle{Listenn ar Figurenno\'u}%
4942 \def\pltttitle{Listenn an taolenno\'u}%
4943 %%
4944 \def\mtctitle{Taolenn}%
4945 \def\mlftitle{Listenn ar Figurenno\'u}%
4946 \def\mltttitle{Listenn an taolenno\'u}%
4947 %%
4948 \def\stctitle{Taolenn}%
4949 \def\slftitle{Listenn ar Figurenno\'u}%
4950 \def\sltttitle{Listenn an taolenno\'u}%
4951 </breton>

```

### 13.25 “British” language: `british.mld`

The “british” language is just like “english”, so we just load `english.mld` (see section 13.41 on page 429):

```

4952 <{*british}>
4953 \ProvidesFile{british.mld}[2005/07/11]
4954 \mtcselectlanguage{english}%
4955 </british>

```

### 13.26 “Bulgarian” language: `bulgarian.mld`

The titles for the “bulgarian” language are taken from the `bulgarian.dtx` file in the `babel` package [30, 31, 42]; they require specific cyrillic fonts. See also section 13.27 on the next page.

```

4956 <{*bulgarian}>
4957 \ProvidesFile{bulgarian.mld}[2006/01/13]
4958 %% Bulgarian titles for minitoc.sty
4959 %% from bulgarian.dtx (babel)
4960 %% Boshnakov, Georgi
4961 %% Needs special fonts
4962 \def\ptctitle{%
4963 {\cyr\CYRS\cyrhrdsn\cyrd\cyrhrdsn\cyrr\cyrzh\cyra\cyrn\cyri\cyre}}%
4964 \def\plftitle{%
4965 {\cyr\CYRS\cyrp\cyri\cyr\cyrhrdsn\cyrk\ %
4966 \cyrn\cyra\ \cyrf\cyri\cyrg\cyru\cyrr\cyri\cyrt\cyre}}%
4967 \def\pltttitle{%
4968 {\cyr\CYRS\cyrp\cyri\cyr\cyrhrdsn\cyrk\ %

```

```

4969 \cyrn\cyra\ \cyrt\cyra\cyrb\cyrl\cyri\cyrc\cyri\cyrt\cyre}}%
4970 %%
4971 \def\mtctitle{%
4972 {\cyr\CYRS\cyrhrdsn\cyrd\cyrhrdsn\cyrr\cyrzh\cyra\cyrn\cyri\cyre}}%
4973 \def\mlftitle{%
4974 {\cyr\CYRS\cyrp\cyri\cyrs\cyrhrdsn\cyrk\ %
4975 \cyrn\cyra\ \cyrf\cyri\cyrg\cyru\cyrr\cyri\cyrt\cyre}}%
4976 \def\mltttitle{%
4977 {\cyr\CYRS\cyrp\cyri\cyrs\cyrhrdsn\cyrk\ %
4978 \cyrn\cyra\ \cyrt\cyra\cyrb\cyrl\cyri\cyrc\cyri\cyrt\cyre}}%
4979 %%
4980 \def\stctitle{%
4981 {\cyr\CYRS\cyrhrdsn\cyrd\cyrhrdsn\cyrr\cyrzh\cyra\cyrn\cyri\cyre}}%
4982 \def\slftitle{%
4983 {\cyr\CYRS\cyrp\cyri\cyrs\cyrhrdsn\cyrk\ %
4984 \cyrn\cyra\ \cyrf\cyri\cyrg\cyru\cyrr\cyri\cyrt\cyre}}%
4985 \def\sltttitle{%
4986 {\cyr\CYRS\cyrp\cyri\cyrs\cyrhrdsn\cyrk\ %
4987 \cyrn\cyra\ \cyrt\cyra\cyrb\cyrl\cyri\cyrc\cyri\cyrt\cyre}}%
4988 </bulgarian>

```

## 13.27 “Bulgarianb” language: bulgarianb.mld

The titles for the “bulgarianb” (upper bulgarian) language are taken from the `russianb.dtx` file of the `babel` package [30, 31, 58, 132]; they require specific cyrillic fonts. See also section 13.26 on the preceding page.

```

4989 (*bulgarianb)
4990 \ProvidesFile{bulgarianb.mld}[2006/03/06]
4991 %% Upper bulgarian titles for minitoc.sty
4992 %% From russianb.dtx
4993 %% Needs cyrillic fonts for upper bulgarian
4994 \def\ptctitle{%
4995 {\cyr\CYRS\cyrhrdsn\cyrd\cyrhrdsn\cyrr\cyrzh\cyra\cyrn\cyri\cyre}}%
4996 \def\plftitle{% Figuri
4997 {\cyr \CYRF\cyri\cyrg\cyru\cyrr\cyri}}%
4998 \def\pltttitle{% Tablici
4999 {\cyr \CYRT\cyra\cyrb\cyrl\cyri\cyrc\cyri}}%
5000 %%
5001 \def\mtctitle{% Sydyrzhanie
5002 {\cyr\CYRS\cyrhrdsn\cyrd\cyrhrdsn\cyrr\cyrzh\cyra\cyrn\cyri\cyre}}%
5003 \def\mlftitle{% Figurite
5004 {\cyr \CYRF\cyri\cyrg\cyru\cyrr\cyri}}%
5005 \def\mltttitle{% Tablici
5006 {\cyr \CYRT\cyra\cyrb\cyrl\cyri\cyrc\cyri}}%
5007 %%
5008 \def\stctitle{% Sydyrzhanie
5009 {\cyr\CYRS\cyrhrdsn\cyrd\cyrhrdsn\cyrr\cyrzh\cyra\cyrn\cyri\cyre}}%
5010 \def\slftitle{% Figuri
5011 {\cyr \CYRF\cyri\cyrg\cyru\cyrr\cyri}}%

```

```

5012 \def\sltttitle{% Tablici
5013 {\cyr \CYRT\cyra\cyrb\cyr1\cyri\cyrc\cyri}}%
5014 </bulgarianb>

```

## 13.28 “Buryat” language: buryat.mld

The titles for the “buryat” language<sup>19</sup> are taken from the MonTeX package [86, 88]. This language requires specific fonts. See also section 13.112 on page 466.

```

5015 <*buryat>
5016 \ProvidesFile{buryat.mld}[1999/03/16]
5017 %% Buryat titles for minitoc.sty
5018 %% Needs special fonts
5019 \def\ptctitle{{\mnr Gar{\sh}ag}}%
5020 \def\plftitle{{\mnr Zuraga"i jagsaalt}}%
5021 \def\pltttitle{{\mnr X"usn"ag"at"a"i jagsaalt}}%
5022 %%
5023 \def\mtctitle{{\mnr Gar{\sh}ag}}%
5024 \def\mlftitle{{\mnr Zuraga"i jagsaalt}}%
5025 \def\mltttitle{{\mnr X"usn"ag"at"a"i jagsaalt}}%
5026 %%
5027 \def\stctitle{{\mnr Gar{\sh}ag}}%
5028 \def\slftitle{{\mnr Zuraga"i jagsaalt}}%
5029 \def\sltttitle{{\mnr X"usn"ag"at"a"i jagsaalt}}%
5030 </buryat>

```

## 13.29 “Buryat2” language: buryat2.mld

The titles for the “buryat2” language (a variant for the buryat language, see section 13.28) are taken from the MonTeX package [86, 88]. This language requires specific fonts. See also section 13.112 on page 466.

```

5031 <*buryat2>
5032 \ProvidesFile{buryat2.mld}[1999/03/16]
5033 %% Buryat2 titles for minitoc.sty
5034 %% Needs special fonts
5035 \def\ptctitle{{\mnr Aguulga}}%
5036 \def\plftitle{{\mnr Zuraga"i jagsaalt}}%
5037 \def\pltttitle{{\mnr X"usn"ag"at"a"i jagsaalt}}%
5038 %%
5039 \def\mtctitle{{\mnr Aguulga}}%
5040 \def\mlftitle{{\mnr Zuraga"i jagsaalt}}%
5041 \def\mltttitle{{\mnr X"usn"ag"at"a"i jagsaalt}}%
5042 %%

```

---

<sup>19</sup>Spoken in some regions of Mongolia, in the Buryat republic, near Lake Baikal.



```

5043 \def\stctitle{{\mnr Aguulga}}%
5044 \def\slftitle{{\mnr Zuraga"i jagsaalt}}%
5045 \def\sltttitle{{\mnr X"usn"ag"at"a"i jagsaalt}}%
5046 \</buryat2>

```

### 13.30 “Canadian” language: canadian.mld



The “canadian” language (note the final “ian”) is just the *english* language spoken in Canada. We just load the file `english.mld` (see section 13.41 on page 429):

```

5047 \<*canadian>
5048 \ProvidesFile{canadian.mld}[2004/12/14]
5049 \mtcselectlanguage{english}%
5050 \</canadian>

```

### 13.31 “Canadien” language: canadien.mld



The “canadien” language (note the final “ien”) is just the *french* language spoken in Canada. We just load the file `french.mld` (see section 13.55 on page 436):

```

5051 \<*canadien>
5052 \ProvidesFile{canadien.mld}[2004/12/14]
5053 \mtcselectlanguage{french}%
5054 \</canadien>

```

### 13.32 “Castillan” language: castillan.mld

The “castillan” language is more known as “spanish”, but is spoken mainly in Castile, a part of central Spain. We just load the `spanish.mld` file (see section 13.147 on page 485):

```

5055 \<*castillan>
5056 \ProvidesFile{castillan.mld}[2004/12/14]
5057 %% Castillan (spanish) titles for minitoc.sty
5058 \mtcselectlanguage{spanish}%
5059 \</castillan>

```

### 13.33 “Castillian” language: `castillian.mld`

The “castillian” language is more known as “spanish”, but is spoken mainly in Castile, a part of central Spain. “Castillian” is the english name for “castillan”. We just load the `spanish.mld` file (see section 13.147 on page 485):

```
5060 <*castillian>
5061 \ProvidesFile{castillian.mld}[2005/07/01]
5062 %% Castillian (spanish) titles for minitoc.sty
5063 \mtcselectlanguage{spanish}%
5064 </castillian>
```

### 13.34 “Catalan” language: `catalan.mld`

The titles for the “catalan” language<sup>20</sup> are taken from the `catalan.dtx` file in the `babel` package [30, 31, 39]:

```
5065 <*catalan>
5066 \ProvidesFile{catalan.mld}[2006/01/13]
5067 %% Catalan titles for minitoc.sty
5068 %% from catalan.dtx (babel)
5069 %% Badenes, Goncal
5070 \def\ptctitle{\`Index}%
5071 \def\plftitle{\`Index de figures}%
5072 \def\pltttitle{\`Index de taules}%
5073 %%
5074 \def\mtctitle{\`Index}%
5075 \def\mlftitle{Figures}%
5076 \def\mltttitle{Taules}%
5077 %%
5078 \def\stctitle{\`Index}%
5079 \def\slftitle{Figures}%
5080 \def\slttitle{Taules}%
5081 </catalan>
```

### 13.35 “Chinese1” language: `chinese1.mld` and `chinese1.mlo`

There are several variants for the chinese language. The “chinese1” language uses titles taken from the `Bg5.cap` file in the CJK system [140, 141]. Special fonts are needed, of course. See also section 13.36 on the following page.

---

<sup>20</sup>Spoken in Catalunya, the eastern part of Spain, around Barcelona.

The titles for the “chinese1” language contain characters that cannot be easily generated, hence we load `chinese1.mlo`.

```
5082 <{*chinese1}
5083 \ProvidesFile{chinese1.mld}[2005/01/28]
5084 %% From the file file Bg5.cap of the CJK package
5085 %% for using Asian logographs (Chinese/Japanese/Korean) with LaTeX2e
5086 %% created by Werner Lemberg <wl@gnu.org>
5087 %% Version 4.5.2 (28-Mar-2003)
5088 %% Chinese captions: character set: Big 5, encoding: Big 5
5089 %%
5090 \mtcloadmlo{chinese1}%
5091 </chinese1>
```

### 13.36 “Chinese2” language: `chinese2.mld` and `chinese2.mlo`

The “chinese2” language uses titles taken from the `Bg5.cpx` file in the CJK system [140, 141]. Special fonts are needed, of course. See also section 13.35 on the page before.

The titles for the “chinese2” language contain characters that cannot be easily generated, hence we load `chinese2.mlo`.

```
5092 <{*chinese2}
5093 \ProvidesFile{chinese2.mld}[2005/01/28]
5094 %% From the file Bg5.cpx of the CJK package
5095 %% for using Asian logographs (Chinese/Japanese/Korean) with LaTeX2e
5096 %% created by Werner Lemberg <wl@gnu.org>
5097 %%
5098 %% Version 4.5.2 (28-Mar-2003)
5099 %% Chinese captions: character set: Big 5, encoding: Big 5, preprocessed
5100 %%
5101 \mtcloadmlo{chinese2}%
5102 </chinese2>
```

### 13.37 “Croatian” language: `croatian.mld`

The titles for the “croatian” language are taken from the file `croatian.dtx` file in the `babel` package [30, 31, 64]:

```
5103 <{*croatian}
5104 \ProvidesFile{croatian.mld}[2006/01/13]
5105 %% Croatian titles for minitoc.sty
5106 %% from croatian.dtx (babel)
```

```

5107%% Pai\{'c}, Alan
5108\def\ptctitle{Sadr\v{z}aj}%
5109\def\plftitle{Slike}%
5110\def\plttitle{Tablice}%
5111%%
5112\def\mtctitle{Sadr\v{z}aj}%
5113\def\mlftitle{Slike}%
5114\def\mlttitle{Tablice}%
5115%%
5116\def\stctitle{Sadr\v{z}aj}%
5117\def\slftitle{Slike}%
5118\def\slttitle{Tablice}%
5119</croatian>

```

### 13.38 “Czech” language: czech.mld

The titles for the “czech” language are taken from the file czech.dtx in the babel package [30, 31, 61]:

```

5120<*czech>
5121\ProvidesFile{czech.mld}[2006/01/13]
5122%% Czech titles for minitoc.sty
5123%% from czech.dtx (babel)
5124%% Lokajicek, Milos
5125%% Warning: defines \w as a ring accent
5126\def\w#1{\accent'27 #1}
5127\def\ptctitle{Obsah}%
5128\def\plftitle{Seznam obr\'azk\w{u}}%
5129\def\plttitle{Seznam tabulek}%
5130%%
5131\def\mtctitle{Obsah}%
5132\def\mlftitle{Seznam obr\'azk\w{u}}%
5133\def\mlttitle{Seznam tabulek}%
5134%%
5135\def\stctitle{Obsah}%
5136\def\slftitle{Seznam obr\'azk\w{u}}%
5137\def\slttitle{Seznam tabulek}%
5138</czech>

```

### 13.39 “Danish” language: danish.mld

The titles for the “danish” language are taken from the danish.dtx file in the babel package [30, 31, 59]:

```

5139 < *danish>
5140 \ProvidesFile{danish.mld}[2006/01/13]
5141 %% Danish titles for minitoc.sty
5142 %% from danish.dtx (babel)
5143 %% Larsen, Henning
5144 \def\ptctitle{Indholdsfortegnelse}%
5145 \def\plftitle{Figurer}%
5146 \def\plttitle{Tabeller}%
5147 %%
5148 \def\mtctitle{Indholdsfortegnelse}%
5149 \def\mlftitle{Figurer}%
5150 \def\mlttitle{Tabeller}%
5151 %%
5152 \def\stctitle{Indholdsfortegnelse}%
5153 \def\slftitle{Figurer}%
5154 \def\slttitle{Tabeller}%
5155 < /danish>

```

## 13.40 “Dutch” language: dutch.mld

The titles for the “dutch” language are taken from the dutch.dtx file in the babel package [30, 31, 32]:

```

5156 < *dutch>
5157 \ProvidesFile{dutch.mld}[2006/01/13]
5158 % Dutch titles for minitoc.sty
5159 %% from dutch.dtx (babel)
5160 %% Braams, Johannes
5161 \def\ptctitle{Inhoudsopgave}%
5162 \def\plftitle{Lijst van figuren}%
5163 \def\plttitle{Lijst van tabellen}%
5164 %%
5165 \def\mtctitle{Inhoudsopgave}%
5166 \def\mlftitle{Lijst van figuren}%
5167 \def\mlttitle{Lijst van tabellen}%
5168 %%
5169 \def\stctitle{Inhoudsopgave}%
5170 \def\slftitle{Lijst van figuren}%
5171 \def\slttitle{Lijst van tabellen}%
5172 < /dutch>

```

## 13.41 “English” language: english.mld

The titles for the “english” language are taken from the english.dtx file in the babel package [30, 31, 33]. *It is the default language.*



See also sections 13.6 on page 413, 13.11 on page 415, 13.25 on page 422, 13.30 on page 425, 13.114 on page 467, 13.158 on page 490, and 13.162 on page 492.

```

5173 <*english>
5174 \ProvidesFile{english.mld}[2006/01/13]
5175 %% English titles for minitoc.sty
5176 %% from english.dtx (babel)
5177 %% Braams, Johannes
5178 \def\ptctitle{Table of Contents}%
5179 \def\plftitle{List of Figures}%
5180 \def\plttitle{List of Tables}%
5181 %%
5182 \def\mtctitle{Contents}%
5183 \def\mlftitle{Figures}%
5184 \def\mlttitle{Tables}%
5185 %%
5186 \def\stctitle{Contents}%
5187 \def\slftitle{Figures}%
5188 \def\slttitle{Tables}%
5189 </english>

```

## 13.42 “English1” language: english1.mld

The titles for the “english1” language are taken from the english.dtx file in the babel package [30, 31, 33], with some adaptations for the part-level titles.

```

5190 <*english1>
5191 \ProvidesFile{english1.mld}[2006/03/30]
5192 %% English titles for minitoc.sty
5193 %% from english.dtx (babel) Braams, Johannes
5194 %% ptctitle, plftitle and plttitle modified (JPFD)
5195 \def\ptctitle{\ifnum\value{part}=1\relax
5196 Table of Contents of the First Part\relax
5197 \else Table of Contents of Part~\Roman{part}\fi}%
5198 \def\plftitle{\ifnum\value{part}=1\relax
5199 List of Figures in the First Part\relax
5200 \else List of Figures in Part~\Roman{part}\fi}%
5201 \def\plttitle{\ifnum\value{part}=1\relax
5202 List of Tables in the First Part\relax
5203 \else List of Tables in Part~\Roman{part}\fi}%
5204 %%
5205 \def\mtctitle{Contents}%
5206 \def\mlftitle{Figures}%
5207 \def\mlttitle{Tables}%
5208 %%
5209 \def\stctitle{Contents}%
5210 \def\slftitle{Figures}%
5211 \def\slttitle{Tables}%
5212 </english1>

```

### 13.43 “English2” language: english2.mld

The titles for the “english2” language are taken from the english.dtx file in the babel package [30, 31, 33], with some adaptations for the part-level titles.

```

5213 <*english2>
5214 \ProvidesFile{english2.mld}[2006/03/30]
5215 %% English titles for minitoc.sty
5216 %% from english.dtx (babel) Braams, Johannes
5217 %% ptctitle, plftitle and pltttitle modified (JPFD)
5218 \def\mtcEnglishIIpart{\ifcase\value{part}%
5219 \or the First Part\or the Second Part\or
5220 the Third Part\or the Fourth Part\or the Fifth Part\or
5221 the Sixth Part\or the Seventh Part\or the Eighth Part\or
5222 the Ninth Part\or the Tenth Part\or the Eleventh Part\or
5223 the Twelfth Part\or the Thirteenth Part\or the Fourteenth Part\or
5224 the Fifteenth Part\or the Sixteenth Part\or the Seventeenth Part\or
5225 the Eighteenth Part\or the Nineteenth Part\or
5226 the Twentieth Part\else Part~\Roman{part}\fi}
5227 \def\ptctitle{Contents of \mtcEnglishIIpart}
5228 \def\plftitle{List of Figures in \mtcEnglishIIpart}
5229 \def\pltttitle{List of Tables in \mtcEnglishIIpart}
5230 %%
5231 \def\mtctitle{Contents}%
5232 \def\mlftitle{Figures}%
5233 \def\mltttitle{Tables}%
5234 %%
5235 \def\stctitle{Contents}%
5236 \def\slftitle{Figures}%
5237 \def\slttitle{Tables}%
5238 </english2>

```

### 13.44 “Esperant” language: esperant.mld

The titles for the “esperant” (espéranto) language are taken from the esperanto.dtx file in the babel package [30, 31, 62]. The esperanto (artificial) language was created in 1887 by Lejzer Ludwig ZAMENOF<sup>21</sup> (1859–1917).

```

5239 <*esperant>
5240 \ProvidesFile{esperant.mld}[2006/01/13]
5241 %% Esperanto titles for minitoc.sty
5242 %% from esperanto.dtx (babel)
5243 %% Marti, Ruiz-Altaba and Knappen. Jörg
5244 \def\ptctitle{Enhavo}%
5245 \def\plftitle{Listo de figuroj}%
5246 \def\pltttitle{Listo de tabeloj}%

```

<sup>21</sup> See <http://uea.org/> and <http://www.esperanto-france.org/> for more information.

```

5247 %%
5248 \def\mtctitle{Enhavo}%
5249 \def\mlftitle{Listo de figuroj}%
5250 \def\mltttitle{Listo de tabeloj}%
5251 %%
5252 \def\stctitle{Enhavo}%
5253 \def\slftitle{Listo de figuroj}%
5254 \def\slttitle{Listo de tabeloj}%
5255 </esperant>

```

### 13.45 “Esperanto” language: `esperanto.mld`

The “esperanto” and “esperant” languages are synonyms, so we just load the `esperant.mld` file (see section 13.44 on the page before):

```

5256 <(*esperanto)
5257 \ProvidesFile{esperanto.mld}[2004/12/14]
5258 \mtcselectlanguage{esperant}%
5259 </esperanto)

```

### 13.46 “Estonian” language: `estonian.mld`

The titles for the “estonian” language are taken from the `estonian.dtx` file in the `babel` package [30, 31, 69]:

```

5260 <(*estonian)
5261 \ProvidesFile{estonian.mld}[2006/01/13]
5262 %% Estonian titles for minitoc.sty
5263 %% from estonian.dtx (babel)
5264 %% Saar, Enn
5265 \def\ptctitle{Sisukord}%
5266 \def\plftitle{Joonised}%
5267 \def\pltttitle{Tabelid}%
5268 %%
5269 \def\mtctitle{Sisukord}%
5270 \def\mlftitle{Joonised}%
5271 \def\mltttitle{Tabelid}%
5272 %%
5273 \def\stctitle{Sisukord}%
5274 \def\slftitle{Joonised}%
5275 \def\slttitle{Tabelid}%
5276 </estonian)

```



## 13.47 “Ethiopia” language: `ethiopia.mld`

The titles for the “ethiopia” language are taken from the `ethiop` package [23]. Specific fonts are needed. See also section 13.49 on the following page.

```

5277 <ethiopia>
5278 \ProvidesFile{ethiopia.mld}[1999/03/16]
5279 %% Ethiopian titles for minitoc.sty
5280 %% Needs special fonts
5281 \def\ptctitle{yezate}%
5282 \def\plftitle{%
5283 ya\eth@doaltchar{85}'elo\eth@doaltchar{109}
5284 mAwe\eth@doaltchar{187}}%
5285 \def\plttitle{%
5286 yasane\eth@doaltchar{176}ra\eth@doaltchar{149}
5287 mAwe\eth@doaltchar{187}}%
5288 %%
5289 \def\mtctitle{yezate}%
5290 \def\mlftitle{%
5291 ya\eth@doaltchar{85}'elo\eth@doaltchar{109}
5292 mAwe\eth@doaltchar{187}}%
5293 \def\mlttitle{%
5294 yasane\eth@doaltchar{176}ra\eth@doaltchar{149}
5295 mAwe\eth@doaltchar{187}}%
5296 %%
5297 \def\stctitle{yezate}%
5298 \def\slftitle{%
5299 ya\eth@doaltchar{85}'elo\eth@doaltchar{109}
5300 mAwe\eth@doaltchar{187}}%
5301 \def\slttitle{%
5302 yasane\eth@doaltchar{176}ra\eth@doaltchar{149}
5303 mAwe\eth@doaltchar{187}}%
5304 </ethiopia>

```

## 13.48 “Ethiopian” language: `ethiopian.mld`

The “ethiopian” language is just a synonym for the “ethiopia” language, so we just load the `ethiopia.mld` file (see section 13.47). See also section 13.47.

```

5305 <ethiopian>
5306 \ProvidesFile{ethiopian.mld}[2004/12/14]
5307 %% Needs ethiopian special fonts
5308 \mtcselectlanguage{ethiopia}%
5309 </ethiopian>

```

## 13.49 “Ethiopian2” language: `ethiopian2.mld`

The titles for the “ethiopian2” language (for Omega) are taken from the `ethiop` package [23]. Specific fonts are needed. See also section 13.47 on the page before.

```

5310 <*ethiopian2>
5311 \ProvidesFile{ethiopian2.mld}[2006/01/30]
5312 %% Ethiopian titles for minitoc.sty with Omega.
5313 %% Needs special fonts
5314 \def\ptctitle{^^^^12ed^^^^12d8^^^^1275}%
5315 \def\plftitle{^^^^12e8^^^^1225^^^^12d5^^^^120e^^^^127d
5316 ^^^^121b^^^^12cd^^^^132b}%
5317 \def\pltttitle{^^^^12e8^^^^1230^^^^1295^^^^1320^^^^1228^^^^12e5
5318 ^^^^121b^^^^12cd^^^^132b}%
5319 %%
5320 \def\mtctitle{^^^^12ed^^^^12d8^^^^1275}%
5321 \def\mlftitle{^^^^12e8^^^^1225^^^^12d5^^^^120e^^^^127d
5322 ^^^^121b^^^^12cd^^^^132b}%
5323 \def\mltttitle{^^^^12e8^^^^1230^^^^1295^^^^1320^^^^1228^^^^12e5
5324 ^^^^121b^^^^12cd^^^^132b}%
5325 %%
5326 \def\stctitle{^^^^12ed^^^^12d8^^^^1275}%
5327 \def\slftitle{^^^^12e8^^^^1225^^^^12d5^^^^120e^^^^127d
5328 ^^^^121b^^^^12cd^^^^132b}%
5329 \def\sltttitle{^^^^12e8^^^^1230^^^^1295^^^^1320^^^^1228^^^^12e5
5330 ^^^^121b^^^^12cd^^^^132b}%
5331 </ethiopian2>

```

## 13.50 “Farsi1” language: `farsi1.mld` and `farsi1.mlo`

There are several variants for the farsi language, spoken in Iran. The “farsi1” language uses titles taken from the `farsi.sty` file in the FarsiTeX system<sup>22</sup>, by Mohammad GHODSI, Roozbeh POURNADER, Hassan ABOLHASSANI, and others. Special fonts are needed, of course. See also section 13.51 on the following page.

The titles for the “farsi1” language contain characters that cannot be easily generated, hence we load `farsi1.mlo`.

```

5332 <*farsi1>
5333 \ProvidesFile{farsi1.mld}[2005/09/13]
5334 %% From farsi.sty of the FarsiTeX project
5335 %% by Dr Mohammad Ghodsi,
5336 %% Roozbeh Pournader (roozbeh@sharif.edu),
5337 %% Hassan Abolhassani, and others.
5338 %% http://www.farsitex.org

```

<sup>22</sup>By Mohammad GHODSI (ghodsi@rose.ipm.ac.ir) and FarsiTeX Project Group. See the FarsiTeX site at <http://www.farsitex.org>

```
5339 \mtcloadmlo{farsi1}%
5340 </farsi1>
```

## 13.51 “Farsi2” language: farsi2.mld and farsi2.mlo

There are several variants for the farsi language, spoken in Iran. The “farsi2” language uses titles taken from the `farsi.sty` file in the FarsiTeX system<sup>23</sup>, by Mohammad GHODSI, Roozbeh POURNADER, Hassan ABOLHASSANI, and others. Special fonts are needed, of course. See also section 13.50 on the page before.

The titles for the “farsi2” language contain characters that cannot be easily generated, hence we load `farsi2.mlo`.

```
5341 <{*farsi2}>
5342 \ProvidesFile{farsi2.mld}[2005/09/13]
5343 %% From farsi.sty of the FarsiTeX project
5344 %% by Dr Mohammad Ghodsi,
5345 %% Roozbeh Pournader (roozbeh@sharif.edu),
5346 %% Hassan Abolhassani, and others.
5347 %% http://www.farsitex.org
5348 \mtcloadmlo{farsi2}%
5349 </farsi2>
```

## 13.52 “Finnish” language: finnish.mld

The titles for the “finnish” language are taken from the `finnish.dtx` file in the babel package [30, 31, 54]. See also section 13.53 on the following page.

```
5350 <{*finnish}>
5351 \ProvidesFile{finnish.mld}[2006/03/20]
5352 %% Finnish titles for minitoc.sty
5353 %% from finnish.dtx (babel)
5354 %% Kanerva, Mikko and Reino, Keranen
5355 \def\ptctitle{Sis\alt{o}}%
5356 \def\plftitle{Kuvat}%
5357 \def\pltttitle{Taulukot}%
5358 %%
5359 \def\mtctitle{Sis\alt{o}}%
5360 \def\mlftitle{Kuvat}%
5361 \def\mltttitle{Taulukot}%
5362 %%
5363 \def\stctitle{Sis\alt{o}}%
5364 \def\slftitle{Kuvat}%
```

---

<sup>23</sup> By Mohammad GHODSI (ghodsi@rose.ipm.ac.ir) and FarsiTeX Project Group. See the FarsiTeX site at <http://www.farsitex.org>

```
5365 \def\sltttitle{Taulukot}%
5366 \</finnish>
```

### 13.53 “Finnish2” language: `finnish2.mld`

The titles for the “finnish2” language are taken from a variant proposed by the `finnish.dtx` in the `babel` package [30, 31, 54]. See also section 13.52 on the page before.

```
5367 \<(*finnish2)
5368 \ProvidesFile{finnish2.mld}[2006/01/13]
5369 %% Finnish titles for minitoc.sty (variant)
5370 %% from finnish.dtx (babel)
5371 %% Kanerva, Mikko and Reino, Keranen
5372 \def\ptcttitle{Sis\"allys}%
5373 \def\plfttitle{Kuvat}%
5374 \def\pltttitle{Taulukot}%
5375 %%
5376 \def\mtcttitle{Sis\"allys}%
5377 \def\mlfttitle{Kuvat}%
5378 \def\mltttitle{Taulukot}%
5379 %%
5380 \def\stcttitle{Sis\"allys}%
5381 \def\slfttitle{Kuvat}%
5382 \def\sltttitle{Taulukot}%
5383 \</finnish2>
```

### 13.54 “Francais” language: `francais.mld`

The “francais”<sup>24</sup> language is a synonym for the “french” language, so we load the file `french.mld` (see section 13.55):

```
5384 \<(*francais)
5385 \ProvidesFile{francais.mld}[2004/12/14]
5386 \mtcselectlanguage{french}%
5387 \</francais>
```

### 13.55 “French” language: `french.mld`

The titles for the “french” language are taken from the `frenchb.dtx` file in the `babel` package [30, 31, 49]. See also sections 13.1 on page 411, 13.2 on page 412, 13.31 on page 425, 13.54, 13.58 on page 438, 13.59 on page 439, and 13.60 on page 439.

<sup>24</sup>The right spelling is “français”, but we do not dare using a cedilla in a file name.

```

5388 <{*french}
5389 \ProvidesFile{french.mld}[2006/03/21]
5390 %% French titles for minitoc.sty
5391 %% from frenchb.dtx (babel)
5392 %% Flipo, Daniel
5393 \def\ptctitle{Table des mati\`eres}%
5394 \def\plftitle{Liste des figures}%
5395 \def\plttitle{Liste des tableaux}%
5396 %%
5397 \def\mtctitle{Sommaire}%
5398 \def\mlftitle{Figures}%
5399 \def\mlttitle{Tableaux}%
5400 %%
5401 \def\stctitle{Sommaire}%
5402 \def\slftitle{Figures}%
5403 \def\slttitle{Tableaux}%
5404 </french>

```

## 13.56 “French1” language: french1.mld

The titles for the “french1” language are taken from the frenchb.dtx file in the babel package [30, 31, 49], with some adaptations for the part-level titles.

```

5405 <{*french1}
5406 \ProvidesFile{french1.mld}[2006/03/29]
5407 %% French titles for minitoc.sty
5408 %% from frenchb.dtx (babel) Flipo, Daniel
5409 %% ptctitle, plftitle and plttitle modified (JPFD)
5410 \def\ptctitle{\ifnum\value{part}=1\relax
5411 Sommaire de la premi\`ere partie\relax
5412 \else Sommaire de la partie~\Roman{part}\fi}%
5413 \def\plftitle{\ifnum\value{part}=1\relax
5414 Liste des figures de la premi\`ere partie\relax
5415 \else Liste des figures de la partie~\Roman{part}\fi}%
5416 \def\plttitle{\ifnum\value{part}=1\relax
5417 Liste des tableaux de la premi\`ere partie\relax
5418 \else Liste des tableaux de la partie~\Roman{part}\fi}%
5419 %%
5420 \def\mtctitle{Sommaire}%
5421 \def\mlftitle{Figures}%
5422 \def\mlttitle{Tableaux}%
5423 %%
5424 \def\stctitle{Sommaire}%
5425 \def\slftitle{Figures}%
5426 \def\slttitle{Tableaux}%
5427 </french1>

```

### 13.57 “French2” language: french2.mld

The titles for the “french2” language are taken from the frenchb.dtx file in the babel package [30, 31, 49], with some adaptations for the part-level titles. See also section 9.5.6 on page 236, for the subtle distinction between “deuxième” and “seconde”. See the second.tex example file in section 4.5 on page 105.

```

5428 (*french2)
5429 \ProvidesFile{french2.mld}[2006/07/07]
5430 %% French titles for minitoc.sty
5431 %% from frenchb.dtx (babel) Flipo, Daniel
5432 %% ptctitle, plftitle and pltttitle modified (JPFD)
5433 \def\mtcFrenchIIpart{\ifcase\value{part}%
5434 \or premi\`ere partie\or
5435 {\ifmtcsecondpart seconde\else deuxi\`eme\fi} partie\or
5436 troisi\`eme partie\or quatri\`eme partie\or cinqui\`eme partie\or
5437 sixi\`eme partie\or septi\`eme partie\or huiti\`eme partie\or
5438 neuvi\`eme partie\or dixi\`eme partie\or onzi\`eme partie\or
5439 douzi\`eme partie\or treizi\`eme partie\or quatorzi\`eme partie\or
5440 quinzi\`eme partie\or seizi\`eme partie\or dix-septi\`eme partie\or
5441 dix-huiti\`eme partie\or dix-neuvi\`eme partie\or
5442 vingti\`eme partie\else partie~\Roman{part}\fi}
5443 \def\ptctitle{\ifnum\value{part}<1\relax
5444 Sommaire \else
5445 Sommaire de la \mtcFrenchIIpart\fi}
5446 \def\plftitle{\ifnum\value{part}<1\relax
5447 Liste des figures\else
5448 Liste des figures de la \mtcFrenchIIpart\fi}
5449 \def\pltttitle{\ifnum\value{part}<1\relax
5450 Liste des tableaux\else
5451 Liste des tableaux de la \mtcFrenchIIpart}
5452 %%
5453 \def\mtctitle{Sommaire}%
5454 \def\mlftitle{Figures}%
5455 \def\mltttitle{Tableaux}%
5456 %%
5457 \def\stctitle{Sommaire}%
5458 \def\slftitle{Figures}%
5459 \def\sltttitle{Tableaux}%
5460 \end{french2}

```

### 13.58 “Frenchb” language: frenchb.mld

The “frenchb” language is a synonym for the “french” language, so we load the french.mld file. See section 13.55 on page 436.

```

5461 (*frenchb)
5462 \ProvidesFile{frenchb.mld}[2003/02/11]

```

```
5463 \mtcselectlanguage{french}%
5464 </frenchb>
```

### 13.59 “Frenchle” language: frenchle.mld

The “frenchle” language is a synonym for the “french” language, so we load the french.mld file. See section 13.55 on page 436.

```
5465 <frenchle>
5466 \ProvidesFile{frenchle.mld}[2003/02/20]
5467 \mtcselectlanguage{french}%
5468 </frenchle>
```

### 13.60 “Frenchpro” language: frenchpro.mld

The “frenchpro” language is a synonym for the “french” language, so we load the french.mld file. See section 13.55 on page 436.

```
5469 <frenchpro>
5470 \ProvidesFile{frenchpro.mld}[2003/02/20]
5471 \mtcselectlanguage{french}%
5472 </frenchpro>
```

### 13.61 “Galician” language: galician.mld

The titles for the “galician” language<sup>25</sup> are taken from the galician.dtx file in the babel package [30, 31, 45]:

```
5473 <galician>
5474 \ProvidesFile{galician.mld}[2006/01/13]
5475 %% Galician titles for minitoc.sty
5476 %% from galician.dtx (babel)
5477 %% Carriba, Manuel
5478 \def\ptctitle{\’Indice Xeral}%
5479 \def\plftitle{\’Indice de Figuras}%
5480 \def\plttitle{\’Indice de T\’aboas}%
5481 %%
5482 \def\mtctitle{\’Indice Xeral}%
5483 \def\mlftitle{\’Indice de Figuras}%
5484 \def\mlttitle{\’Indice de T\’aboas}%
```

<sup>25</sup>Spoken in Galice, in the north-west part of Spain, around Santiago de Compostela.

```

5485 %%
5486 \def\stctitle{\'Indice Xeral}%
5487 \def\slftitle{\'Indice de Figuras}%
5488 \def\sltttitle{\'Indice de T\'aboas}%
5489 </galician>

```

## 13.62 “German” language: `german.mld`

The titles for the “german” language are taken from the `babel` package [30, 31]. See also the section 13.12 on page 415.

```

5490 <*german>
5491 \ProvidesFile{german.mld}[1999/03/16]
5492 %% German titles for minitoc.sty
5493 \def\ptctitle{Inhaltsangabe}%
5494 \def\plftitle{Figuren}%
5495 \def\plttitle{Tabellen}%
5496 %%
5497 \def\mtctitle{Inhaltsangabe}%
5498 \def\mlftitle{Figuren}%
5499 \def\mlttitle{Tabellen}%
5500 %%
5501 \def\stctitle{Inhaltsangabe}%
5502 \def\slftitle{Figuren}%
5503 \def\sltttitle{Tabellen}%
5504 </german>

```

## 13.63 “Germanb” language: `germanb.mld`

The “germanb” language is a variant for the “german” language. The titles are taken from the `germanb.dtx` file in the `babel` package [30, 31, 65]:

```

5505 <*germanb>
5506 \ProvidesFile{germanb.mld}[2006/01/13]
5507 %% German titles (variant) for minitoc.sty
5508 %% from germanb.dtx (babel)
5509 %% Braams, Johannes and Raichle, Bernd
5510 \def\ptctitle{Inhaltsverzeichnis}%
5511 \def\plftitle{Abbildungsverzeichnis}%
5512 \def\plttitle{Tabellenverzeichnis}%
5513 %%
5514 \def\mtctitle{Inhaltsverzeichnis}%
5515 \def\mlftitle{Abbildungsverzeichnis}%
5516 \def\mlttitle{Tabellenverzeichnis}%
5517 %%
5518 \def\stctitle{Inhalt}%

```



```

5519 \def\slftitle{Abbildungen}%
5520 \def\sltttitle{Tabellen}%
5521 \</germanb>

```

## 13.64 “Germanb2” language: `germanb2.mld`

The “germanb2” language is a variant for the “german” language, with short titles. See also section 13.63 on the preceding page. The titles are taken from the `babel` package [30, 31]:

```

5522 \<*germanb2>
5523 \ProvidesFile{germanb2.mld}[2005/09/27]
5524 %% German titles (variant) for minitoc.sty
5525 \def\ptctitle{Inhalt}%
5526 \def\plftitle{Abbildungen}%
5527 \def\plttitle{Tabellen}%
5528 %%
5529 \def\mtctitle{Inhalt}%
5530 \def\mlftitle{Abbildungen}%
5531 \def\mlttitle{Tabellenverzeichnis}%
5532 %%
5533 \def\stctitle{Inhalt}%
5534 \def\slftitle{Abbildungen}%
5535 \def\sltttitle{Tabellen}%
5536 \</germanb2>

```

## 13.65 “Greek” language: `greek.mld`

The titles for the “greek” language (modern greek) are taken from the `greek.dtx` file in the `babel` package [30, 31, 72]. Greek fonts are required.

```

5537 \<*greek>
5538 \ProvidesFile{greek.mld}[2006/01/13]
5539 %% Greek titles for minitoc.sty
5540 %% from greek.dtx (babel)
5541 %% Syropoulos, Apostolos
5542 %% Needs greek fonts.
5543 \def\ptctitle{Perieq'omena}%
5544 \def\plftitle{Kat'alogoc Sqhm'atwn}%
5545 \def\plttitle{Kat'alogoc Pin'akwn}%
5546 %%
5547 \def\mtctitle{Perieq'omena}%
5548 \def\mlftitle{Kat'alogoc Sqhm'atwn}%
5549 \def\mlttitle{Kat'alogoc Pin'akwn}%
5550 %%

```

```

5551 \def\stctitle{Perieq'omena}%
5552 \def\slftitle{Kat'alogoc Sqhm'atwn}%
5553 \def\slttitle{Kat'alogoc Pin'akwn}%
5554 </greek>

```

## 13.66 “Greek-mono” language: greek-mono.mld

The titles for the “greek-mono” language<sup>26</sup> are taken from the ANTOMEGA project [124]:

```

5555 <*greek – mono>
5556 \ProvidesFile{greek-mono.mld}[2005/02/08]
5557 %% from omega-greek.ldf (Antomega project)
5558 %% Needs Omega
5559 %% Alexej M. Kryokov
5560 %% Dmitry Ivanov
5561 %%
5562 \def\ptctitle{\localgreek%
5563 {^03a0^03b5^03c1^03b9^03b5^03c7^03cc^03bc%
5564 ^03b5^03bd^03b1}}%
5565 \def\plftitle{\localgreek%
5566 {^039a^03b1^03c4^03ac^03bb^03bf^03b3^03bf%
5567 ^03c2 ^03c3^03c7^03b7^03bc^03ac^03c4^03c9%
5568 ^03bd}}%
5569 \def\plftitle{\localgreek%
5570 {^039a^03b1^03c4^03ac^03bb^03bf^03b3^03bf%
5571 ^03c2 ^03c0^03b9^03bd^03ac^03ba^03c9^03bd}}%
5572 %%
5573 \def\mtctitle{\localgreek%
5574 {^03a0^03b5^03c1^03b9^03b5^03c7^03cc^03bc%
5575 ^03b5^03bd^03b1}}%
5576 \def\mlftitle{\localgreek%
5577 {^039a^03b1^03c4^03ac^03bb^03bf^03b3^03bf%
5578 ^03c2 ^03c3^03c7^03b7^03bc^03ac^03c4^03c9%
5579 ^03bd}}%
5580 \def\mlftitle{\localgreek%
5581 {^039a^03b1^03c4^03ac^03bb^03bf^03b3^03bf%
5582 ^03c2 ^03c0^03b9^03bd^03ac^03ba^03c9^03bd}}%
5583 %%
5584 \def\stctitle{\localgreek%
5585 {^03a0^03b5^03c1^03b9^03b5^03c7^03cc^03bc%
5586 ^03b5^03bd^03b1}}%
5587 \def\slftitle{\localgreek%
5588 {^039a^03b1^03c4^03ac^03bb^03bf^03b3^03bf%
5589 ^03c2 ^03c3^03c7^03b7^03bc^03ac^03c4^03c9%
5590 ^03bd}}%
5591 \def\slftitle{\localgreek%
5592 {^039a^03b1^03c4^03ac^03bb^03bf^03b3^03bf%

```

<sup>26</sup>Monotonic greek, from a recent (1982) but strongly contested – and contestable – reform of the greek language.

```

5593 ^^^^^03c2 ^^^^^03c0^^^^^03b9^^^^^03bd^^^^^03ac^^^^^03ba^^^^^03c9^^^^^03bd}}}%
5594 </greek – mono>

```

## 13.67 “Greek-polydemo” language: greek-polydemo.mld

The titles for the “greek-polydemo” language<sup>27</sup> are taken from the ANTOMEGA project [124]:

```

5595 <*greek – polydemo>
5596 \ProvidesFile{greek-polydemo.mld}[2005/02/08]
5597 %% from omega-greek.ldf (Antomega project)
5598 %% Needs Omega
5599 %% Alexej M. Kryokov
5600 %% Dmitry Ivanov
5601 %%
5602 \def\ptctitle{\localgreek%
5603 {^^^^03a0^^^^03b5^^^^03c1^^^^03b9^^^^03b5^^^^03c7^^^^1f79^^^^03bc%
5604 ^^^^^03b5^^^^03bd^^^^03b1}}}%
5605 \def\plftitle{\localgreek%
5606 {^^^^039a^^^^03b1^^^^03c4^^^^1f71^^^^03bb^^^^03bf^^^^03b3^^^^03bf%
5607 ^^^^^03c2 ^^^^^03c3^^^^03c7^^^^03b7^^^^03bc^^^^1f71^^^^03c4^^^^03c9%
5608 ^^^^^03bd}}}%
5609 \def\plttitle{\localgreek%
5610 {^^^^039a^^^^03b1^^^^03c4^^^^1f71^^^^03bb^^^^03bf^^^^03b3^^^^03bf%
5611 ^^^^^03c2 ^^^^^03c0^^^^03b9^^^^03bd^^^^1f71^^^^03ba^^^^03c9^^^^03bd}}}%
5612 %%
5613 \def\mtctitle{\localgreek%
5614 {^^^^03a0^^^^03b5^^^^03c1^^^^03b9^^^^03b5^^^^03c7^^^^1f79^^^^03bc%
5615 ^^^^^03b5^^^^03bd^^^^03b1}}}%
5616 \def\mlftitle{\localgreek%
5617 {^^^^039a^^^^03b1^^^^03c4^^^^1f71^^^^03bb^^^^03bf^^^^03b3^^^^03bf%
5618 ^^^^^03c2 ^^^^^03c3^^^^03c7^^^^03b7^^^^03bc^^^^1f71^^^^03c4^^^^03c9%
5619 ^^^^^03bd}}}%
5620 \def\mlttitle{\localgreek%
5621 {^^^^039a^^^^03b1^^^^03c4^^^^1f71^^^^03bb^^^^03bf^^^^03b3^^^^03bf%
5622 ^^^^^03c2 ^^^^^03c0^^^^03b9^^^^03bd^^^^1f71^^^^03ba^^^^03c9^^^^03bd}}}%
5623 %%
5624 \def\stctitle{\localgreek%
5625 {^^^^03a0^^^^03b5^^^^03c1^^^^03b9^^^^03b5^^^^03c7^^^^1f79^^^^03bc%
5626 ^^^^^03b5^^^^03bd^^^^03b1}}}%
5627 \def\slftitle{\localgreek%
5628 {^^^^039a^^^^03b1^^^^03c4^^^^1f71^^^^03bb^^^^03bf^^^^03b3^^^^03bf%
5629 ^^^^^03c2 ^^^^^03c3^^^^03c7^^^^03b7^^^^03bc^^^^1f71^^^^03c4^^^^03c9%
5630 ^^^^^03bd}}}%
5631 \def\slttitle{\localgreek%
5632 {^^^^039a^^^^03b1^^^^03c4^^^^1f71^^^^03bb^^^^03bf^^^^03b3^^^^03bf%
5633 ^^^^^03c2 ^^^^^03c0^^^^03b9^^^^03bd^^^^1f71^^^^03ba^^^^03c9^^^^03bd}}}%

```

<sup>27</sup>Polytonic demotic (popular) greek, for classical greek.

5634 </greek – polydemo>

## 13.68 “Greek-polykatha” language: greek-polykatha.mld

The titles for the “greek-polykatha” language<sup>28</sup> are taken from the ANTOMEGA project [124]:

```

5635 <*greek – polykatha>
5636 \ProvidesFile{greek-polykatha.mld}[2005/02/08]
5637 %% from omega-greek.ldf (Antomega project)
5638 %% Needs Omega
5639 %% Alexej M. Kryokov
5640 %% Dmitry Ivanov
5641 %%
5642 \def\ptctitle{\localgreek%
5643 {^03a0^03b5^03c1^03b9^03b5^03c7^1f79^03bc%
5644 ^03b5^03bd^03b1}}%
5645 \def\plftitle{\localgreek%
5646 {^039a^03b1^03c4^1f71^03bb^03bf^03b3^03bf%
5647 ^03c2 ^03c3^03c7^03b7^03bc^1f71^03c4^03c9%
5648 ^03bd}}%
5649 \def\plttitle{\localgreek%
5650 {^039a^03b1^03c4^1f71^03bb^03bf^03b3^03bf%
5651 ^03c2 ^03c0^03b9^03bd^1f71^03ba^03c9^03bd}}%
5652 %%
5653 \def\mtctitle{\localgreek%
5654 {^03a0^03b5^03c1^03b9^03b5^03c7^1f79^03bc%
5655 ^03b5^03bd^03b1}}%
5656 \def\mlftitle{\localgreek%
5657 {^039a^03b1^03c4^1f71^03bb^03bf^03b3^03bf%
5658 ^03c2 ^03c3^03c7^03b7^03bc^1f71^03c4^03c9%
5659 ^03bd}}%
5660 \def\mlttitle{\localgreek%
5661 {^039a^03b1^03c4^1f71^03bb^03bf^03b3^03bf%
5662 ^03c2 ^03c0^03b9^03bd^1f71^03ba^03c9^03bd}}%
5663 %%
5664 \def\stctitle{\localgreek%
5665 {^03a0^03b5^03c1^03b9^03b5^03c7^1f79^03bc%
5666 ^03b5^03bd^03b1}}%
5667 \def\slftitle{\localgreek%
5668 {^039a^03b1^03c4^1f71^03bb^03bf^03b3^03bf%
5669 ^03c2 ^03c3^03c7^03b7^03bc^1f71^03c4^03c9%
5670 ^03bd}}%
5671 \def\slttitle{\localgreek%
```

<sup>28</sup> Polytonic greek, « kathaverousa » (purified) style, a form of the Greek language created during the early 19th century by Adamantios KORAI, to purify the language from the Byzantine and non-greek vocabulary. It has now been obsoleted by the demotic (popular) greek, but it has left a very noticeable trace in the modern Greek language.

```

5672 {^^^^039a^^^^03b1^^^^03c4^^^^1f71^^^^03bb^^^^03bf^^^^03b3^^^^03bf%
5673 ^^^^03c2 ^^^^03c0^^^^03b9^^^^03bd^^^^1f71^^^^03ba^^^^03c9^^^^03bd}}%
5674 </greek – polykatha>

```

### 13.69 “Guarani” language: guarani.mld

The “guarani” language is the main language spoken in Paraguay. Very often, a mixture of Guarani and Spanish, known as Jopara, is spoken. The titles are taken from the `guarani.ldf` file by Javier Bezos [26]. A special input encoding (`win-gn.def`) is needed. These files are available on the CTAN archives.

```

5675 <*guarani>
5676 \ProvidesFile{guarani.mld}[2005/08/26]
5677 %% Guarani titles for minitoc.sty
5678 %% from guarani.ldf by Javier Bezos.
5679 %% Input encoding win-gn.def is needed.
5680 %%
5681 \def\ptctitle{\'Indice general}%
5682 \def\plftitle{\'Indice de figuras}%
5683 \def\pltttitle{\'Indice de cuadros}%
5684 %%
5685 \def\mtctitle{\'Indice general}%
5686 \def\mlftitle{\'Indice de figuras}%
5687 \def\mltttitle{\'Indice de cuadros}%
5688 %%
5689 \def\stctitle{\'Indice general}%
5690 \def\slftitle{\'Indice de figuras}%
5691 \def\sltttitle{\'Indice de cuadros}%
5692 </guarani>

```

### 13.70 “Hangul1” language: hangul1.mld and hangul1.mlo

The Korean language was originally written using the Chinese characters; it is now mainly written in Hang l, the Korean writing system, optionally incorporating Hanja to write Sino-Korean words [194]. See [105, page 150] and [167].

The titles for the “hangul1” language (korean in hangûl script, first variant) are taken from the file `hangul.cap` of the CJK system [140, 141]. Special fonts are needed, of course. See also sections 13.71 on the next page, 13.72 on the following page, 13.73 on page 447, 13.74 on page 448, 13.75 on page 448, 13.76 on page 449, and 13.77 on page 449.

The titles for the “hangul1” language contain characters that cannot be easily generated, hence we load `hangul1.mlo`.

```

5693 (*hangul1)
5694 \ProvidesFile{hangul1.mld}[2005/01/28]
5695 %% From the file hangul.cap of the CJK package
5696 %% for using Asian logographs (Chinese/Japanese/Korean) with LaTeX2e
5697 %% created by Werner Lemberg <wl@gnu.org>
5698 %%
5699 %% Version 4.5.2 (28-Mar-2003)
5700 %% Hangul captions
5701 %% character set: KS X 1001:1992 (=KS C 5601-1992), encoding: EUC (=Wansung)
5702 %%
5703 \mtcloadmlo{hangul1}%
5704 \end{hangul1}

```

### 13.71 “Hangul2” language: hangul2.mld and hangul2.mlo

The titles for the “hangul2” language (korean in hangûl script, second variant) are taken from the file hangul.cpx of the CJK system [140, 141]. Special fonts are needed, of course. See also sections 13.70 on the preceding page, 13.72, 13.73 on the following page, 13.74 on page 448, 13.75 on page 448, 13.76 on page 449, and 13.77 on page 449.

The titles for the “hangul2” language contain characters that cannot be easily generated, hence we load hangul2.mlo.

```

5705 (*hangul2)
5706 \ProvidesFile{hangul2.mld}[2005/01/28]
5707 %% From the file hangul.cpx of the CJK package
5708 %% for using Asian logographs (Chinese/Japanese/Korean) with LaTeX2e
5709 %% created by Werner Lemberg <wl@gnu.org>
5710 %%
5711 %% Version 4.5.2 (28-Mar-2003)
5712 %% Hangul captions
5713 %% character set: KS X 1001:1992 (=KS C 5601-1992),
5714 %% encoding: EUC (=Wansung), preprocessed
5715 %%
5716 \mtcloadmlo{hangul2}%
5717 \end{hangul2}

```

### 13.72 “Hangul3” language: hangul3.mld and hangul3.mlo

The titles for the “hangul3” language (korean in hangûl script, third variant) are taken from the file hangul2.cap of the CJK system [140, 141]. Special fonts are needed, of course. See also sections 13.70 on the page before, 13.71, 13.73 on the next page, 13.74 on page 448, 13.75 on page 448, 13.76 on page 449, and 13.77 on page 449.

The titles for the “hangul3” language contain characters that cannot be easily generated, hence we load hangul3.mlo.

```

5718 <{*hangul3}
5719 \ProvidesFile{hangul3.mld}[2005/01/28]
5720 %% From the file hangul2.cap of the CJK package
5721 %% for using Asian logographs (Chinese/Japanese/Korean) with LaTeX2e
5722 %% created by Werner Lemberg <wl@gnu.org>
5723 %%
5724 %% Version 4.5.2 (28-Mar-2003)
5725 %% Hangul captions set 2
5726 %% character set: KS X 1001:1992 (=KS C 5601-1992), encoding: EUC (=Wansung)
5727 %%
5728 \mtcloadmlo{hangul3}%
5729 </hangul3>

```

### 13.73 “Hangul4” language: hangul4.mld and hangul4.mlo

The titles for the “hangul4” language (korean in hangûl script, fourth variant) are taken from the file hangul2.cpx of the CJK system [140, 141]. Special fonts are needed, of course. See also sections 13.70 on page 445, 13.71 on the page before, 13.72 on the preceding page, 13.74 on the next page, 13.75 on the following page, 13.76 on page 449, and 13.77 on page 449.

The titles for the “hangul4” language contain characters that cannot be easily generated, hence we load hangul4.mlo.

```

5730 <{*hangul4}
5731 \ProvidesFile{hangul4.mld}[2005/01/28]
5732 %% From the file hangul2.cpx of the CJK package
5733 %% for using Asian logographs (Chinese/Japanese/Korean) with LaTeX2e
5734 %% created by Werner Lemberg <wl@gnu.org>
5735 %%
5736 %% Version 4.5.2 (28-Mar-2003)
5737 %% Hangul captions set 2, character set: KS X 1001:1992 (=KS C 5601-1992),
5738 %% encoding: EUC (=Wansung), preprocessed
5739 %%
5740 \mtcloadmlo{hangul4}%
5741 </hangul4>

```

## 13.74 “Hangul-u8” language: hangul-u8.mld and hangul-u8.mlo

The titles for the “hangul-u8” language (korean in hangŭl script, for Lambda  $\Lambda$ ) are taken from the file `u8hangul.tex` of the HLaTeX system [121, in korean] by KOAUNghi Un. Special fonts are needed, of course. Input encoding is UTF-8. See also sections 13.70 on page 445, 13.71 on page 446, 13.72 on page 446, 13.73 on the preceding page, 13.75, 13.76 on the following page, and 13.77 on the next page. See [105, page 150] and [167].

The titles for the “hangul-u8” language contain characters that cannot be easily generated, hence we load `hangul-u8.mlo`.

```
5742 (*hangul - u8)
5743 \ProvidesFile{hangul-u8.mld}[2006/02/21]
5744 %% From the file u8hangul.tex of the HLaTeX package
5745 %% by Koaunghi Un (koaunghi@kornet.net)
5746 %%
5747 %% Hangul captions for Lambda
5748 %%
5749 \mtcloadmlo{hangul-u8}%
5750 </hangul - u8>
```

## 13.75 “Hanja1” language: hanja1.mld and hanja1.mlo

The titles for the “hanja1” language (korean in the old script hanja, first variant) are taken from the file `hanja.cpx` of the CJK system [140, 141]. Special fonts are needed, of course. See also sections 13.70 on page 445, 13.71 on page 446, 13.72 on page 446, 13.73 on the page before, 13.74, 13.76 on the next page, and 13.77 on the following page.

The titles for the “hanja1” language contain characters that cannot be easily generated, hence we load `hanja1.mlo`.

```
5751 (*hanja1)
5752 \ProvidesFile{hanja1.mld}[2005/01/28]
5753 %% From the file hanja.cpx of the CJK package
5754 %% for using Asian logographs (Chinese/Japanese/Korean) with LaTeX2e
5755 %% created by Werner Lemberg <wl@gnu.org>
5756 %%
5757 %% Version 4.5.2 (28-Mar-2003)
5758 %% Hanja captions, character set: KS X 1001:1992 (=KS C 5601-1992),
5759 %% encoding: EUC (=Wansung), preprocessed
5760 %%
5761 \mtcloadmlo{hanja1}%
```



```
5762 </hanja1>
```

## 13.76 “Hanja2” language: hanja2.mld and hanja2.mlo

The titles for the “hanja2” language (Korean in the old script hanja, second variant) are taken from the file `hanja.cap` of the CJK system [140, 141]. Special fonts are needed, of course. See also sections 13.70 on page 445, 13.71 on page 446, 13.72 on page 446, 13.73 on page 447, 13.74 on the page before, 13.75 on the preceding page, and 13.77.

The titles for the “hanja2” language contain characters that cannot be easily generated, hence we load `hanja2.mlo`.

```
5763 < *hanja2>
5764 \ProvidesFile{hanja2.mld}[2005/01/28]
5765 %% From the file hanja.cap of the CJK package
5766 %% for using Asian logographs (Chinese/Japanese/Korean) with LaTeX2e
5767 %% created by Werner Lemberg <a7971428@unet.univie.ac.at>
5768 %%
5769 %% Version 4.1.3 (20-Jun-1997)
5770 %% Hanja captions, character set: KS X 1001:1992 (=KS C 5601-1992),
5771 %% encoding: EUC (=Wansung)
5772 %%
5773 \mtcloadmlo{hanja2}%
5774 </hanja2>
```

## 13.77 “Hanja-u8” language: hanja-u8.mld and hanja-u8.mlo

The titles for the “hanja-u8” language (korean in hanja script, for Lambda  $\Lambda$ ) are taken from the file `u8hanja.tex` of the HLaTeX system [in korean][121] by KOAUNghi Un. Special fonts are needed, of course. Input encoding is UTF-8. See also section 13.70 on page 445, 13.71 on page 446, 13.72 on page 446, 13.73 on page 447, 13.74 on the preceding page, 13.75 on the page before, and 13.76. See [105, page 150] and [167].

The titles for the “hanja-u8” language contain characters that cannot be easily generated, hence we load `hanja-u8.mlo`.

```
5775 < *hanja - u8>
5776 \ProvidesFile{hanja-u8.mld}[2006/02/21]
5777 %% From the file hanja-u8.tex of the HLaTeX package
5778 %% by Koaunghi Un (koaunghi@kornet.net)
```

```

5779 %%
5780 %% Hanja captions for Lambda
5781 %%
5782 \mtcloadmlo{hanja-u8}%
5783 </hanja – u8>

```

## 13.78 “Hebrew” language: hebrew.mld

The titles for the “hebrew” language are taken from the ArabTeX package [127, 128], which should be used, with the associated fonts. See also section 13.79.

```

5784 <{*hebrew>
5785 \ProvidesFile{hebrew.mld}[2001/02/28]
5786 %% Hebrew titles for minitoc.sty
5787 %% Need hebrew fonts (see arabtex documentation)
5788 \def\ptctitle{\tav\vav\kaf\finalnun\
5789 \ayin\nun\yod\nun\yod\finalmem}%
5790 \def\plftitle{\resh\shin\yod\mem\tav\
5791 \alef\yod\vav\resh\yod\finalmem}%
5792 \def\pltttitle{\resh\shin\yod\mem\tav\
5793 \tet\bet\lamed\alef\vav\tav}%
5794 %%
5795 \def\mtctitle{\tav\vav\kaf\finalnun\
5796 \ayin\nun\yod\nun\yod\finalmem}%
5797 \def\mlftitle{\resh\shin\yod\mem\tav\
5798 \alef\yod\vav\resh\yod\finalmem}%
5799 \def\mltttitle{\resh\shin\yod\mem\tav\
5800 \tet\bet\lamed\alef\vav\tav}%
5801 %%
5802 \def\stctitle{\tav\vav\kaf\finalnun\
5803 \ayin\nun\yod\nun\yod\finalmem}%
5804 \def\slftitle{\resh\shin\yod\mem\tav\
5805 \alef\yod\vav\resh\yod\finalmem}%
5806 \def\sltttitle{\resh\shin\yod\mem\tav\
5807 \tet\bet\lamed\alef\vav\tav}%
5808 </hebrew>

```

## 13.79 “Hebrew2” language: hebrew2.mld

The titles for the “hebrew2” language are taken from the file hebrew.dtx (by Boris LAVVA) in the Babel package [30, 31, 60], which should be used, with the associated fonts and encodings. See also section 13.78.

```

5809 <{*hebrew2>
5810 \ProvidesFile{hebrew2.mld}[2006/01/11]

```

```

5811 %% From hebrew.dtx in the Babel package.
5812 %% Boris Lavva (lavva@tx.technion.ac.il)
5813 %% Need hebrew fonts.
5814 \def\ptctitle{\@ensure@R{%
5815 \hebtav\hebvav\hebkafe\hebfinalnun\ %
5816 \hebayin\hebnun\hebyod\hebyod\hebnun\hebyod\hebfinalmem}}%
5817 \def\plftitle{\@ensure@R{%
5818 \hebrese\hebshe\hebyod\hebmeme\hebtav\ %
5819 \hebalef\hebyod\hebvav\hebrese\hebyod\hebfinalmem}}%
5820 \def\plttitle{\@ensure@R{%
5821 \hebrese\hebshe\hebyod\hebmeme\hebtav\
5822 \hebtet\hebbe\heblamed\hebalef\hebvav\hebtav}}%
5823 %%
5824 \def\mtctitle{\@ensure@R{%
5825 \hebtav\hebvav\hebkafe\hebfinalnun\ %
5826 \hebayin\hebnun\hebyod\hebyod\hebnun\hebyod\hebfinalmem}}%
5827 \def\mlftitle{\@ensure@R{%
5828 \hebrese\hebshe\hebyod\hebmeme\hebtav\ %
5829 \hebalef\hebyod\hebvav\hebrese\hebyod\hebfinalmem}}%
5830 \def\mlttitle{\@ensure@R{%
5831 \hebrese\hebshe\hebyod\hebmeme\hebtav\
5832 \hebtet\hebbe\heblamed\hebalef\hebvav\hebtav}}%
5833 %%
5834 \def\stctitle{\@ensure@R{%
5835 \hebtav\hebvav\hebkafe\hebfinalnun\ %
5836 \hebayin\hebnun\hebyod\hebyod\hebnun\hebyod\hebfinalmem}}%
5837 \def\slftitle{\@ensure@R{%
5838 \hebrese\hebshe\hebyod\hebmeme\hebtav\ %
5839 \hebalef\hebyod\hebvav\hebrese\hebyod\hebfinalmem}}%
5840 \def\slttitle{\@ensure@R{%
5841 \hebrese\hebshe\hebyod\hebmeme\hebtav\
5842 \hebtet\hebbe\heblamed\hebalef\hebvav\hebtav}}%
5843 \</hebrew2>

```

### 13.80 “Hungarian” language: hungarian.mld

The “hungarian” language is a synonym of the “magyar” language, so we load magyar.mld. See section 13.102 on page 462.

```

5844 \<hungarian>
5845 \ProvidesFile{hungarian.mld}[2004/12/14]
5846 \mtcselectlanguage{magyar}%
5847 \</hungarian>

```

### 13.81 “Icelandic” language: `icelandic.mld`

The titles for the “icelandic” language are taken from the `icelandic.dtx` file in the `babel` package [30, 31, 38]:

```
5848 <*icelandic>
5849 \ProvidesFile{icelandic.mld}[2006/01/13]
5850 %% Icelandic titles for minitoc.sty
5851 %% from icelandic.dtx (babel)
5852 %% Árnason, Einar
5853 %% need inputenc with 8-bits encoding
5854 \def\ptctitle{Efnisyfirlit}%
5855 \def\plftitle{Myndaskrá}%
5856 \def\plttitle{Töfluskrá}%
5857 %%
5858 \def\mtctitle{Efnisyfirlit}%
5859 \def\mlftitle{Myndaskrá}%
5860 \def\mlttitle{Töfluskrá}%
5861 %%
5862 \def\stctitle{Efnisyfirlit}%
5863 \def\slftitle{Myndaskrá}%
5864 \def\slttitle{Töfluskrá}%
5865 </icelandic>
```

### 13.82 “Indon” language: `indon.mld`

The “indon” language is just like “bahasai”, so we just load `bahasai.mld` (see section 13.14 on page 416):

```
5866 <*indon>
5867 \ProvidesFile{indon.mld}[2006/01/13]
5868 \mtcselectlanguage{bahasai}%
5869 </indon>
```

### 13.83 “Indonesian” language: `indonesian.mld`

The “indonesian” language is just like “bahasai”, so we just load `bahasai.mld` (see section 13.14 on page 416):

```
5870 <*indonesian>
5871 \ProvidesFile{indonesian.mld}[2006/01/13]
5872 \mtcselectlanguage{bahasai}%
5873 </indonesian>
```

### 13.84 “Interlingua” language: `interlingua.mld`

The titles for the “interlingua” language are taken from the `interlingua.dtx` file in the `babel` package [30, 31, 55]. Interlingua is an auxiliary language, built from the common vocabulary of Spanish/Portuguese, English, Italian and French, with some normalisation of spelling. The grammar is very easy, more similar to English’s than to neolatin languages. The site <http://www.interlingua.com> is mostly written in interlingua (as is <http://interlingua.altervista.org>), in case you want to read some sample of it. You can have a look at the grammar at <http://www.geocities.com/linguablau>

```
5874 <(*interlingua)
5875 \ProvidesFile{interlingua.mld}[2006/01/13]
5876 %% Interlingua titles for minitoc.sty
5877 %% from interlingua.dtx (babel)
5878 %% Kleiweg, Peter
5879 \def\ptctitle{Contento}%
5880 \def\plftitle{Lista de Figuras}%
5881 \def\plttitle{Lista de Tabellas}%
5882 %%
5883 \def\mtctitle{Contento}%
5884 \def\mlftitle{Figuras}%
5885 \def\mlttitle{Tabellas}%
5886 %%
5887 \def\stctitle{Contento}%
5888 \def\slftitle{Figuras}%
5889 \def\slttitle{Tabellas}%
5890 </interlingua>
```

### 13.85 “Irish” language: `irish.mld`

The titles for the “irish” language are taken from the `irish.dtx` file in the `babel` package [30, 31, 34]:

```
5891 <(*irish)
5892 \ProvidesFile{irish.mld}[2006/02/28]
5893 %% Irish titles for minitoc.sty
5894 %% from irish.dtx (babel)
5895 %% Braams, Johannes and Gunn, Marion and Grant, Fraser
5896 \def\ptctitle{Cl\'ar \'Abhair}%
5897 \def\plftitle{L\'ear\'aid\'{\i}}%
5898 \def\plttitle{T\'abla\'{\i}}%
5899 %%
5900 \def\mtctitle{Cl\'ar \'Abhair}%
5901 \def\mlftitle{L\'ear\'aid\'{\i}}%
5902 \def\mlttitle{T\'abla\'{\i}}%
5903 %%
5904 \def\stctitle{Cl\'ar \'Abhair}%
5905 \def\slftitle{L\'ear\'aid\'{\i}}%
```

```

5906 \def\sltttitle{T\'abla\'\{i}}%
5907 </irish>

```

## 13.86 “Italian” language: `italian.mld`

The titles for the “italian” language are taken from the file `italian.dtx` in the `babel` package [30, 31, 47]. See also section 13.87.

```

5908 <*italian>
5909 \ProvidesFile{italian.mld}[2006/01/13]
5910 %% Italian titles for minitoc.sty
5911 %% from italian.dtx (babel)
5912 %% Maurizio Codogno, (mau@beatles.cselt.stet.it)
5913 %% and Claudio Beccari, (beccari@polito.it)
5914 \def\ptctitle{Indice}%
5915 \def\plftitle{Elenco delle figure}%
5916 \def\plttitle{Elenco delle tabelle}%
5917 %%
5918 \def\mtctitle{Indice}%
5919 \def\mlftitle{Elenco delle figure}%
5920 \def\mlttitle{Elenco delle tabelle}%
5921 %%
5922 \def\stctitle{Indice}%
5923 \def\slftitle{Elenco delle figure}%
5924 \def\sltttitle{Elenco delle tabelle}%
5925 </italian>

```

## 13.87 “Italian2” language: `italian2.mld`

The titles for the “italian2” language are the same as for the “italian” language, except at the part level (“Contenuto”). See also section 13.86.

```

5926 <*italian2>
5927 \ProvidesFile{italian2.mld}[2006/01/13]
5928 %% Italian titles for minitoc.sty. Variant.
5929 %% from italian.dtx (babel)
5930 %% Maurizio Codogno, (mau@beatles.cselt.stet.it)
5931 %% and Claudio Beccari, (beccari@polito.it)
5932 \def\ptctitle{Contenuto}%
5933 \def\plftitle{Elenco delle figure}%
5934 \def\plttitle{Elenco delle tabelle}%
5935 %%
5936 \def\mtctitle{Contenuto}%
5937 \def\mlftitle{Elenco delle figure}%
5938 \def\mlttitle{Elenco delle tabelle}%
5939 %%

```

```

5940 \def\stctitle{Contenuto}%
5941 \def\slftitle{Elenco delle figure}%
5942 \def\sltttitle{Elenco delle tabelle}%
5943 </italian2>

```

## 13.88 “Japanese” language: `japanese.mld` and `japanese.mlo`

They are several variants for the `japanese` titles. The titles for a first variant of the “japanese” language have been found (by a Google search) on the Web site of Professor Toshiki KUMAZAWA<sup>29</sup>. See also sections 13.89, 13.90 on the next page, 13.91 on the following page, and 13.92 on page 457.

The titles for the “japanese” language contain characters that cannot be easily generated, hence we load `japanese.mlo`.

```

5944 <(*japanese)>
5945 \ProvidesFile{japanese.mld}[2006/01/13]
5946 %% Japanese titles for minitoc.sty
5947 %% Needs japanese fonts (CJK) and special input encoding.
5948 %% From Kumazawa Toshiki
5949 %% kumazawa@biwako.shiga-u.ac.jp
5950 %% http://www.biwako.shiga-u.ac.jp/sensei/kumazawa/tex/minitoc.html
5951 \mtcloadmlo{japanese}%
5952 </japanese>

```

## 13.89 “Japanese2” language: `japanese2.mld` and `japanese2.mlo`

The titles for the “japanese2” language (`japanese`, second variant) are taken from file `JIS.cap` of the CJK system [140, 141]. Special fonts are needed, of course. See also sections 13.88, 13.90 on the next page, 13.91 on the following page, and 13.92 on page 457.

The titles for the “japanese2” language contain characters that cannot be easily generated, hence we load `japanese2.mlo`.

```

5953 <(*japanese2)>
5954 \ProvidesFile{japanese2.mld}[2006/01/13]
5955 %% From the file JIS.cap of the CJK package
5956 %% for using Asian logographs (Chinese/Japanese/Korean) with LaTeX2e
5957 %% created by Werner Lemberg <wl@gnu.org>

```

<sup>29</sup> <http://www.biwako.shiga-u.ac.jp/sensei/kumazawa/tex/minitoc.html>

```

5958 %%
5959 %% Version 4.5.2 (28-Mar-2003)
5960 %% Japanese captions, character set: JIS X 0208:1997 (or JIS X 0208-1990),
5961 %% encoding: EUC
5962 %%
5963 \mtcloadmlo{japanese2}%
5964 </japanese2>

```

### 13.90 “Japanese3” language: `japanese3.mld` and `japanese3.mlo`

The titles for the “japanese3” language (japanese, third variant) are taken from file JIS.cpx of the CJK system [140, 141]. Special fonts are needed, of course. See also sections 13.88 on the preceding page, 13.89 on the page before, 13.91, and 13.92 on the next page.

The titles for the “japanese3” language contain characters that cannot be easily generated, hence we load `japanese3.mlo`.

```

5965 <*japanese3>
5966 \ProvidesFile{japanese3.mld}[2006/01/13]
5967 %% From the file JIS.cpx of the CJK package
5968 %% for using Asian logographs (Chinese/Japanese/Korean) with LaTeX2e
5969 %% created by Werner Lemberg <wl@gnu.org>
5970 %%
5971 %% Version 4.5.2 (28-Mar-2003)
5972 %% Japanese captions, character set: JIS X 0208:1997 (or JIS X 0208-1990)
5973 %% encoding: EUC, preprocessed
5974 %%
5975 \mtcloadmlo{japanese3}%
5976 </japanese3>

```

### 13.91 “Japanese4” language: `japanese4.mld` and `japanese4.mlo`

The titles for the “japanese4” language (japanese, fourth version) are taken from file SJIS.cap of the CJK system [140, 141]. Special fonts are needed, of course. See also sections 13.88 on the preceding page, 13.89 on the page before, 13.90, and 13.92 on the next page.

The titles for the “japanese4” language contain characters that cannot be easily generated, hence we load `japanese4.mlo`.



```

5977 <*japanese4>
5978 \ProvidesFile{japanese4.mld}[2006/01/13]
5979 %% From the file SJIS.cap of the CJK package
5980 %% for using Asian logographs (Chinese/Japanese/Korean) with LaTeX2e
5981 %% created by Werner Lemberg <wl@gnu.org>
5982 %%
5983 %% Version 4.5.2 (28-Mar-2003)
5984 %% Japanese captions
5985 %% character set: JIS X 0208:1997 (or JIS X 0208-1990), encoding: SJIS
5986 %%
5987 \mtcloadmlo{japanese4}%
5988 </japanese4>

```

## 13.92 “Japanese5” language: `japanese5.mld` and `japanese.mlo`

The titles for the “japanese5” (japanese, fifth variant) language are taken from file `SJIS.cpx` of the CJK system [140, 141]. Special fonts are needed, of course. See also sections 13.88 on page 455, 13.89 on page 455, 13.90 on the preceding page, and 13.91 on the page before.

The titles for the “japanese5” language contain characters that cannot be easily generated, hence we load `japanese5.mlo`.

```

5989 <*japanese5>
5990 \ProvidesFile{japanese5.mld}[2006/01/13]
5991 %% From the file SJIS.cpx of the CJK package
5992 %% for using Asian logographs (Chinese/Japanese/Korean) with LaTeX2e
5993 %% created by Werner Lemberg <wl@gnu.org>
5994 %%
5995 %% Version 4.5.2 (28-Mar-2003)
5996 %% Japanese captions
5997 %% character set: JIS X 0208:1997 (or JIS X 0208-1990),
5998 %% encoding: SJIS, preprocessed
5999 %%
6000 \mtcloadmlo{japanese5}%
6001 </japanese5>

```

## 13.93 “Kannada” language: `kannada.mld`

The Kannada (or Kannara) is a dravidian language spoken in the Karnataka state of India. The titles are taken from the `kanlel.sty` package file from the Kannadatex project<sup>30</sup> by C.S. YOGANANDA. Specific fonts are required.

---

<sup>30</sup> <http://Sarovar.org/projects/kannadatex>

```

6002 <*kannada>
6003 \ProvidesFile{kannada.mld}[2006/02/14]
6004 %% from kanlel.sty of Kannadatex (C.S. Yogananda yoga@math.iisc.ernet.in)
6005 %%
6006 \def\ptctitle{pariviDi}
6007 \def\plftitle{citarxgaLa paTiTx}
6008 \def\plftitle{koVSaTxkagaLa paTiTx}
6009 %%
6010 \def\mtctitle{pariviDi}
6011 \def\mlftitle{citarxgaLa paTiTx}
6012 \def\mlftitle{koVSaTxkagaLa paTiTx}
6013 %%
6014 \def\stctitle{pariviDi}
6015 \def\slftitle{citarxgaLa paTiTx}
6016 \def\slftitle{koVSaTxkagaLa paTiTx}
6017 </kannada>

```

### 13.94 “Khalka” language: khalkha.mld

“khalkha” is a synonym for “xalx”, so we just load xalx.mld (see sections 13.167 on page 494, 13.168 on page 494, and 13.169 on page 495):

```

6018 <*khalkha>
6019 \ProvidesFile{khalkha.mld}[2005/11/16]
6020 \mtcselectlanguage{xalx}%
6021 </khalkha>

```

### 13.95 “Latin” language: latin.mld

The titles for the “latin” language are taken from the latin.dtx file in the babel package [30, 31, 40]. See also section 13.96 on the next page.

```

6022 <*latin>
6023 \ProvidesFile{latin.mld}[2006/01/13]
6024 %% Latin titles for minitoc.sty
6025 %% from latin.dtx (babel)
6026 %% Beccari, Claudio
6027 \def\ptctitle{Index}%
6028 \def\plftitle{Conspectus descriptionum}%
6029 \def\pltttitle{Conspectus tabularum}%
6030 %%
6031 \def\mtctitle{Index}%
6032 \def\mlftitle{Conspectus descriptionum}%
6033 \def\mltttitle{Conspectus tabularum}%
6034 %%
6035 \def\stctitle{Index}%

```

```

6036 \def\slftitle{Conspectus descriptionum}%
6037 \def\sltttitle{Conspectus tabularum}%
6038 \</latin>

```

## 13.96 “Latin2” language: latin2.mld

The titles for the “latin2” language (latin, abbreviated variant) are taken from the latin.dtx file in the babel package [30, 31, 40], but abbreviated. See also section 13.95 on the preceding page.

```

6039 \<latin2>
6040 \ProvidesFile{latin2.mld}[2006/01/13]
6041 %% Latin titles (shortened) for minitoc.sty
6042 %% from latin.dtx (babel)
6043 %% Beccari, Claudio
6044 \def\ptctitle{Index}%
6045 \def\plftitle{Conspectus descriptionum}%
6046 \def\pltttitle{Conspectus tabularum}%
6047 %%
6048 \def\mtctitle{Index}%
6049 \def\mlftitle{Descriptiones}%
6050 \def\mltttitle{Tabulae}%
6051 %%
6052 \def\stctitle{Index}%
6053 \def\slftitle{Descriptiones}%
6054 \def\sltttitle{Tabulae}%
6055 \</latin2>

```

## 13.97 “Latvian” language: latvian.mld

The titles for the “latvian” language<sup>31</sup> are taken from the ANTOMEGA project [124]. See also section 13.98 on the next page:

```

6056 \<latvian>
6057 \ProvidesFile{latvian.mld}[2005/02/08]
6058 %% from latvian.ldf (Antomega project)
6059 %% Needs Omega
6060 %% Alexej M. Kryokov
6061 %% Dmitry Ivanov
6062 %%
6063 \def\ptctitle{\locallatvian{Saturs}}%
6064 \def\plftitle{\locallatvian{Att^^^0113lu saraksts}}%
6065 \def\pltttitle{\locallatvian{Tabulu saraksts}}%
6066 %%

```

---

<sup>31</sup> “Latvian” is the original name for “letton”.

```

6067 \def\mtctitle{\locallatvian{Saturdays}}%
6068 \def\mlftitle{\locallatvian{Att^{^^^0113lu saraksts}}}%
6069 \def\mltttitle{\locallatvian{Tabulu saraksts}}}%
6070 %%
6071 \def\stctitle{\locallatvian{Saturdays}}%
6072 \def\slftitle{\locallatvian{Att^{^^^0113lu saraksts}}}%
6073 \def\sltttitle{\locallatvian{Tabulu saraksts}}}%
6074 </latvian>

```

### 13.98 “Letton” language: `letton.mld`

The “letton” language is a synonym for the “latvian” language, so we just load `latvian.mld`. See section 13.97 on the preceding page.

```

6075 <{*letton}>
6076 \ProvidesFile{letton.mld}[2005/02/08]
6077 \mtcselectlanguage{latvian}%
6078 </letton>

```

### 13.99 “Lithuanian” language: `lithuanian.mld`

The titles for the “lithuanian” language are taken from the `lithuanian.ldf` file<sup>32</sup> for the `babel` package [30, 31]:

```

6079 <{*lithuanian}>
6080 \ProvidesFile{lithuanian.mld}[2006/01/13]
6081 %% Lithuanian titles for minitoc.sty
6082 %% from lithuanian.ldf
6083 %% in http://www.vtex.lt/tex/download/texinput/babel/babel.zip
6084 %% Tolusis, Sigitas (sigitas@vtex.lt)
6085 \def\ptctitle{Turinys}%
6086 \def\plftitle{Paveiksl\protect\c u s\protect\c ara\protect\v sas}%
6087 \def\pltttitle{Lentel\protect\es}%
6088 %%
6089 \def\mtctitle{Turinys}%
6090 \def\mlftitle{Paveiksl\protect\c u s\protect\c ara\protect\v sas}%
6091 \def\mltttitle{Lentel\protect\es}%
6092 %%
6093 \def\stctitle{Turinys}%
6094 \def\slftitle{Paveiksl\protect\c u s\protect\c ara\protect\v sas}%
6095 \def\sltttitle{Lentel\protect\es}%
6096 </lithuanian>

```

---

<sup>32</sup>Found in <http://www.vtex.lt/tex/download/texinput/babel/babel.zip>.

### 13.100 “Lowersorbian” language: lowersorbian.mld

The titles for the “lowsorbian” language<sup>33</sup> are taken from the `lsorbian.dtx` file in the `babel` package [30, 31, 73]. See also section 13.161 on page 491. A shorter language name is `lsorbian` (see section 13.101).

```

6097 (*lowsorbian)
6098 \ProvidesFile{lowsorbian.mld}[2006/02/28]
6099 %% Lower sorbian titles for minitoc.sty
6100 %% from lsorbian.dtx (babel)
6101 %% Werner, Eduard
6102 \def\ptctitle{Wop\'simje\'se}%
6103 \def\plftitle{Zapis wobrazow}%
6104 \def\pltttitle{Zapis tabulkow}%
6105 %%
6106 \def\mtctitle{Wop\'simje\'se}%
6107 \def\mlftitle{Zapis wobrazow}%
6108 \def\mltttitle{Zapis tabulkow}%
6109 %%
6110 \def\stctitle{Wop\'simje\'se}%
6111 \def\slftitle{Zapis wobrazow}%
6112 \def\slttitle{Zapis tabulkow}%
6113 \</lowsorbian>

```

### 13.101 “Lsorbian” language: lsorbian.mld

The “lsorbian” language is a synonym for “lowsorbian”, so we just load `lowsorbian.mld`. See section 13.100.

```

6114 (*lsorbian)
6115 \ProvidesFile{lsorbian.mld}[2006/01/23]
6116 %% Lower sorbian titles for minitoc.sty
6117 %% from lsorbian.dtx (babel)
6118 %% Werner, Eduard
6119 \selectlanguage{lowsorbian}%
6120 \</lsorbian>

```

---

<sup>33</sup>Lower sorbian. Sorbian, or wendisch, is a member of the west slavic subgroup of indo-european languages spoken in Lower Lusatia in the german *länder* of Saxony and Brandenburg. The Sorbs are descendents of the Wends, the german name for the slavic tribes who occupied the area between the Elbe and Saale rivers in the west and the Odra (Oder) river in the east during the medieval period (VIth century).

### 13.102 “Magyar” language: magyar.mld

The titles for the “magyar” language are taken from the magyar.dtx file in the babel package [30, 31, 41]. A synonym of “magyar” is “hungarian” (see section 13.80 on page 451). See also sections 13.103 and 13.104 on the following page for variants (it seems that magyar.dtx might have evolved).

```

6121 <*magyar>
6122 \ProvidesFile{magyar.mld}[2006/03/08]
6123 %% Magyar titles for minitoc.sty
6124 %% from magyar.dtx (babel)
6125 %% Bíró, Árpád and Bérces, József
6126 \def\ptctitle{Tartalom}%
6127 \def\plftitle{\`Abr\`ak}%
6128 \def\pltttitle{T\`abl\`azatok}%
6129 %%
6130 \def\mtctitle{Tartalom}%
6131 \def\mlftitle{\`Abr\`ak}%
6132 \def\mltttitle{T\`abl\`azatok}%
6133 %%
6134 \def\stctitle{Tartalom}%
6135 \def\slftitle{\`Abr\`ak}%
6136 \def\slttitle{T\`abl\`azatok}%
6137 </magyar>

```

### 13.103 “Magyar2” language: magyar2.mld

The titles for the “magyar2” language are taken from a variant proposed in the babel package [30, 31]. See also sections 13.102 and 13.104 on the following page.

```

6138 <*magyar2>
6139 \ProvidesFile{magyar.mld}[2006/03/08]
6140 %% Magyar2 titles for minitoc.sty (variant)
6141 %% from magyar.dtx (babel)
6142 %% Bíró, Árpád and Bérces, József
6143 \def\ptctitle{Tartalom}%
6144 \def\plftitle{\`Abr\`ak list\`aja}%
6145 \def\pltttitle{T\`abl\`azatok list\`aja}%
6146 %%
6147 \def\mtctitle{Tartalom}%
6148 \def\mlftitle{\`Abr\`ak list\`aja}%
6149 \def\mltttitle{T\`abl\`azatok list\`aja}%
6150 %%
6151 \def\stctitle{Tartalom}%
6152 \def\slftitle{\`Abr\`ak list\`aja}%
6153 \def\slttitle{T\`abl\`azatok list\`aja}%
6154 </magyar2>

```

### 13.104 “Magyar3” language: magyar.mld

The titles for the “magyar3” language (third variant of magyar) are taken from the magyar.dtx file in the babel package [30, 31, 41]. See also sections 13.102 on the page before and 13.103 on the preceding page.

```

6155 <*magyar3>
6156 \ProvidesFile{magyar3.mld}[2006/03/08]
6157 %% Magyar3 titles for minitoc.sty (variant)
6158 %% from magyar.dtx (babel)
6159 %% Bíró, Árpád and Bérces, József
6160 \def\ptctitle{Tartalomjegyz\’ek}%
6161 \def\plftitle{\’Abr\’ak jegyz\’eke}%
6162 \def\pltttitle{T\’abl\’azatok jegyz\’eke}%
6163 %%
6164 \def\mtctitle{Tartalomjegyz\’ek}%
6165 \def\mlftitle{\’Abr\’ak jegyz\’eke}%
6166 \def\mltttitle{T\’abl\’azatok jegyz\’eke}%
6167 %%
6168 \def\stctitle{Tartalomjegyz\’ek}%
6169 \def\slftitle{\’Abr\’ak jegyz\’eke}%
6170 \def\slttitle{T\’abl\’azatok jegyz\’eke}%
6171 </magyar3>

```

### 13.105 “Malay” language: malay.mld

The “malay” language is just like “bahasam”, so we just load bahasam.mld (see section 13.15 on page 417):

```

6172 <*malay>
6173 \ProvidesFile{malay.mld}[2006/01/11]
6174 \mtcselectlanguage{bahasam}%
6175 </malay>

```

### 13.106 “Malayalam-keli” language: malayalam-keli.mld

The titles for the “malayalam” language<sup>34</sup>, with the “Keli” fonts, are taken from the malayalam package [3]. This language requires specific fonts. See also sections 13.108 on the following page and 13.109 on page 465.

<sup>34</sup>The Malayalam language is spoken from the western coast of Malabar to the extreme southern India, mainly in the Kerala state. It is one of the dravidian languages strongly bound to the Tamil language. The alphabet and the script are dated from the 8th or 9th centuries.

```

6176 ⟨*malayalam – keli⟩
6177 \ProvidesFile{malayalam-keli.mld}[2006/01/13]
6178 %%
6179 %% Malayalam: Keli fonts
6180 %%
6181 \def\ptctitle{\mm \X{<68>}\X{<197>}\X{<83>}\X{<161>}\<119>}%
6182 \def\plftitle{\mm \X{<78>}\<110>}\X{<123>}\<88>}\X{<167>}\X{<196>}}%
6183 \def\pltttitle{\mm \X{<116>}\<83>}\X{<95>}\<110>}\X{<102>}\<112>}\X{<73>}\X{<196>}}%
6184 %%
6185 \def\mtctitle{\mm \X{<68>}\X{<197>}\X{<83>}\X{<161>}\<119>}%
6186 \def\mlftitle{\mm \X{<78>}\<110>}\X{<123>}\<88>}\X{<167>}\X{<196>}}%
6187 \def\mltttitle{\mm \X{<116>}\<83>}\X{<95>}\<110>}\X{<102>}\<112>}\X{<73>}\X{<196>}}%
6188 %%
6189 \def\stctitle{\mm \X{<68>}\X{<197>}\X{<83>}\X{<161>}\<119>}%
6190 \def\slftitle{\mm \X{<78>}\<110>}\X{<123>}\<88>}\X{<167>}\X{<196>}}%
6191 \def\sltttitle{\mm \X{<116>}\<83>}\X{<95>}\<110>}\X{<102>}\<112>}\X{<73>}\X{<196>}}%
6192 ⟨/malayalam – keli⟩

```

### 13.107 “Malayalam-omega” language: malayalam-omega.mld and malayalam-omega.mlo

This is the Malayalam language implementation when you use Lambda ( $\Lambda$ ) (the version of  $\text{\LaTeX}$  for Omega) via the `omal` package [4] of the Malayalam-Omega project<sup>35</sup>. As the titles contain characters in a special encoding, we must load a `.mlo` file. A lot of fonts are available via options of the `omal` package.

```

6193 ⟨*malayalam – omega⟩
6194 \ProvidesFile{malayalam-omega.mld}[2006/02/13]
6195 % from omal.sty (Alex A.J. indicTeX@gmail.com)
6196 \mtcloadmlo{malayalam-omega}
6197 %
6198 ⟨/malayalam – omega⟩

```

### 13.108 “Malayalam-rachana” language: malayalam-rachana.mld

The titles for the “malayalam” language, with the traditionnal “Rachana” fonts (old lipi), are taken from the `malayalam` package [3]. This language requires specific fonts. See also sections 13.106 on the preceding page and 13.109 on the next page.

<sup>35</sup> <http://Sarovar.org/projects/malayalam>



```

6199 (*malayalam – rachana)
6200 \ProvidesFile{malayalam-rachana.mld}[2005/06/07]
6201 %%
6202 %% Malayalam: Rachana fonts, traditionnal.
6203 %%
6204 \def\ptctitle{\mm \X{\<68>}\X{\<201>}\X{\<83>}\X{\<183>}\<119>}%
6205 \def\plftitle{\mm \X{\<78>\<111>}\X{\C\<94>}\X{\<186>}\X{\<179>}}%
6206 \def\pltttitle{\mm \X{\<117>\<83>}\X{\<95>\<111>}\X{\F\<59>}\X{\<73>}\X{\<179>}}%
6207 %%
6208 \def\mtctitle{\mm \X{\<68>}\X{\<201>}\X{\<83>}\X{\<183>}\<119>}%
6209 \def\mlftitle{\mm \X{\<78>\<111>}\X{\C\<94>}\X{\<186>}\X{\<179>}}%
6210 \def\mltttitle{\mm \X{\<117>\<83>}\X{\<95>\<111>}\X{\F\<59>}\X{\<73>}\X{\<179>}}%
6211 %%
6212 \def\stctitle{\mm \X{\<68>}\X{\<201>}\X{\<83>}\X{\<183>}\<119>}%
6213 \def\slftitle{\mm \X{\<78>\<111>}\X{\C\<94>}\X{\<186>}\X{\<179>}}%
6214 \def\sltttitle{\mm \X{\<117>\<83>}\X{\<95>\<111>}\X{\F\<59>}\X{\<73>}\X{\<179>}}%
6215 \end{malayalam – rachana}

```

### 13.109 “Malayalam-rachana2” language: malayalam-rachana2.mld

The titles for the “malayalam” language, with the reformed “Rachana” fonts (new lipi), are taken from the malayalam package [3]. This language requires specific fonts. See also sections 13.106 on page 463 and 13.108 on the page before.

```

6216 (*malayalam – rachana2)
6217 \ProvidesFile{malayalam-rachana2.mld}[2006/01/13]
6218 %%
6219 %% Malayalam: Rachana fonts, reformed.
6220 %%
6221 \def\ptctitle{\mm \X{\<68>}\X{\<201>}\X{\<83>}\X{\<183>}\<119>}%
6222 \def\plftitle{\mm \X{\<78>\<111>}\X{\<125>\<88>}\X{\<186>}\X{\<179>}}%
6223 \def\pltttitle{\mm \X{\<117>\<83>}\X{\<95>\<111>}\X{\<106>\<113>}\X{\<73>}\X{\<179>}}%
6224 %%
6225 \def\mtctitle{\mm \X{\<68>}\X{\<201>}\X{\<83>}\X{\<183>}\<119>}%
6226 \def\mlftitle{\mm \X{\<78>\<111>}\X{\<125>\<88>}\X{\<186>}\X{\<179>}}%
6227 \def\mltttitle{\mm \X{\<117>\<83>}\X{\<95>\<111>}\X{\<106>\<113>}\X{\<73>}\X{\<179>}}%
6228 %%
6229 \def\stctitle{\mm \X{\<68>}\X{\<201>}\X{\<83>}\X{\<183>}\<119>}%
6230 \def\slftitle{\mm \X{\<78>\<111>}\X{\<125>\<88>}\X{\<186>}\X{\<179>}}%
6231 \def\sltttitle{\mm \X{\<117>\<83>}\X{\<95>\<111>}\X{\<106>\<113>}\X{\<73>}\X{\<179>}}%
6232 \end{malayalam – rachana2}

```

### 13.110 “Manju” language: manju.mld

“Manju” is a synonym for “bithe”, so we just load bithe.mld (see section 13.21 on page 420):

```
6233 <*manju>
6234 \ProvidesFile{manju.mld}[2005/11/16]
6235 \mtcselectlanguage{bithe}%
6236 </manju>
```

### 13.111 “Meyalu” language: meyalu.mld

The “meyalu” language is just like “bahasam”, so we just load bahasam.mld (see section 13.15 on page 417):

```
6237 <*meyalu>
6238 \ProvidesFile{meyalu.mld}[2006/01/13]
6239 \mtcselectlanguage{bahasam}%
6240 </meyalu>
```

### 13.112 “Mongol” language: mongol.mld

The titles for the “mongol” language are taken from the MonTeX package [86, 88]. This language requires specific fonts. See also sections 13.18 on page 418, 13.19 on page 419, 13.20 on page 419, 13.21 on page 420, 13.28 on page 424, 13.29 on page 424, 13.167 on page 494, 13.168 on page 494, and 13.169 on page 495.

```
6241 <*mongol>
6242 \ProvidesFile{mongol.mld}[1999/03/16]
6243 %% Mongol (xalx) titles for minitoc.sty
6244 %% Needs mongol fonts
6245 \def\ptctitle{{\mnr Garqig}}%
6246 \def\plftitle{{\mnr Zurgi"in jagsaalt}}%
6247 \def\plttitle{{\mnr X"usn"agti"in jagsaalt}}%
6248 %%
6249 \def\mtctitle{{\mnr Garqig}}%
6250 \def\mlftitle{{\mnr Zurgi"in jagsaalt}}%
6251 \def\mlttitle{{\mnr X"usn"agti"in jagsaalt}}%
6252 %%
6253 \def\stctitle{{\mnr Garqig}}%
6254 \def\slftitle{{\mnr Zurgi"in jagsaalt}}%
6255 \def\slttitle{{\mnr X"usn"agti"in jagsaalt}}%
6256 </mongol>
```

### 13.113 “Naustrian” language: `naustrian.mld`

The “naustrian” language is a synonym of the “ngermanb” language (a revised version of the `germanb` variant of the german language), so we load `ngermanb.mld`. See also section 13.116.

```
6257 <*naustrian>
6258 \ProvidesFile{naustrian.mld}[2004/12/14]
6259 \mtcselectlanguage{ngermanb}%
6260 </naustrian>
```

### 13.114 “Newzealand” language: `newzealand.mld`

The “newzealand” language is just like “english”, so we just load `english.mld` (see section 13.41 on page 429):

```
6261 <*newzealand>
6262 \ProvidesFile{newzealand.mld}[2006/01/11]
6263 \mtcselectlanguage{english}%
6264 </newzealand>
```

### 13.115 “Ngerman” language: `ngerman.mld`

The “ngerman” language is a synonym of the “ngermanb” language<sup>36</sup>, so we load `ngermanb.mld`. See also section 13.116.

```
6265 <*ngerman>
6266 \ProvidesFile{ngerman.mld}[2004/12/14]
6267 \mtcselectlanguage{ngermanb}%
6268 </ngerman>
```

### 13.116 “Ngermanb” language: `ngermanb.mld`

The titles for the “ngermanb” language<sup>37</sup> are taken from the file `ngermanb.dtx` file in the `babel` package [30, 31, 66]. See also sections 13.113, and 13.115.

---

<sup>36</sup> A revised version of the `germanb` variant of the german language.

<sup>37</sup> A variant of the german language, with revised spelling.

```

6269 <*ngermanb>
6270 \ProvidesFile{ngermanb.mld}[2006/01/13]
6271 %% New german (B) titles for minitoc.sty
6272 %% from ngermanb.dtx (babel)
6273 %% Raichle, Bernd and Schmidt, Walter
6274 \def\ptctitle{Inhaltsverzeichnis}% % oder nur: Inhalt
6275 \def\plftitle{Abbildungsverzeichnis}%
6276 \def\plttitle{Tabellenverzeichnis}%
6277 %%
6278 \def\mtctitle{Inhalt}%
6279 \def\mlftitle{Abbildungsverzeichnis}%
6280 \def\mlttitle{Tabellenverzeichnis}%
6281 %%
6282 \def\stctitle{Inhalt}%
6283 \def\slftitle{Abbildungsverzeichnis}%
6284 \def\slttitle{Tabellenverzeichnis}%
6285 </ngermanb>

```

### 13.117 “Ngermanb2” language: ngermanb2.mld

The titles for the “ngermanb2” language<sup>38</sup> are taken from the babel package [30, 31, 66]. See also section 13.116 on the preceding page.

```

6286 <*ngermanb2>
6287 \ProvidesFile{ngermanb2.mld}[2005/09/27]
6288 %% New german (B) short (2) titles for minitoc.sty
6289 \def\ptctitle{Inhalt}%
6290 \def\plftitle{Abbildungen}%
6291 \def\plttitle{Tabellen}%
6292 %%
6293 \def\mtctitle{Inhalt}%
6294 \def\mlftitle{Abbildungen}%
6295 \def\mlttitle{Tabellen}%
6296 %%
6297 \def\stctitle{Inhalt}%
6298 \def\slftitle{Abbildungen}%
6299 \def\slttitle{Tabellen}%
6300 </ngermanb2>

```

---

<sup>38</sup> A variant of the german language, with revised spelling and short titles.

### 13.118 “Norsk” language: norsk.mld

The titles for the “norsk” language (or bokmål, language of the kingdom) are taken from the norsk.dtx file in the babel package [30, 31, 35], with help from Dag LANGMYHR. See also section 13.120 on the next page.

```

6301 ⟨*norsk⟩
6302 \ProvidesFile{norsk.mld}[2006/01/13]
6303 %% Norsk titles for minitoc.sty
6304 %% from noesk.dtx (babel)
6305 %% Braams, Johannes and Helstrup, Haavard and Holme, Alv Kjetil and
6306 %% Iversen, Per Steinar and Petterst, Terje Engeset and Kleveland, Rune
6307 %% Thanks to Dag Langmyhr (dag@ifi.uio.no)
6308 \def\ptctitle{Innhold}%
6309 \def\plftitle{Figurer}%
6310 \def\plttitle{Tabeller}%
6311 %%
6312 \def\mtctitle{Innhold}%
6313 \def\mlftitle{Figurer}%
6314 \def\mlttitle{Tabeller}%
6315 %%
6316 \def\stctitle{Innhold}%
6317 \def\slftitle{Figurer}%
6318 \def\slttitle{Tabeller}%
6319 ⟨/norsk⟩

```

### 13.119 “Norsk2” language: norsk2.mld

The titles for the “norsk2” language (or bokmål, language of the kingdom) are taken from the babel package [30, 31, 35], with help from Dag LANGMYHR. These are variants of the titles of section 13.118.

```

6320 ⟨*norsk2⟩
6321 \ProvidesFile{norsk2.mld}[2005/09/27]
6322 %% Short norsk titles for minitoc.sty
6323 %% Thanks to Dag Langmyhr (dag@ifi.uio.no)
6324 \def\ptctitle{Innhold}%
6325 \def\plftitle{Figurliste}%
6326 \def\plttitle{Tabelliste}%
6327 %%
6328 \def\mtctitle{Innhold}%
6329 \def\mlftitle{Figurliste}%
6330 \def\mlttitle{Tabelliste}%
6331 %%
6332 \def\stctitle{Innhold}%
6333 \def\slftitle{Figurliste}%
6334 \def\slttitle{Tabelliste}%
6335 ⟨/norsk2⟩

```

### 13.120 “Nynorsk” language: nynorsk.mld

The titles for the “nynorsk” language<sup>39</sup> are taken from norsk.dtx file in the babel package [30, 31, 35], with help from Dag LANGMYHR. See also section 13.118 on the page before.

```

6336 <*nynorsk>
6337 \ProvidesFile{nynorsk.mld}[2006/01/13]
6338 %% Nynorsk titles for minitoc.sty
6339 %% from norsk.dtx (babel)
6340 %% Braams, Johannes and Helstrup, Haavard and Holme, Alv Kjetil and
6341 %% Iversen, Per Steinar and Petterst, Terje Engeset and Kleveland, Rune
6342 %% Thanks to Dag Langmyhr (dag@ifi.uio.no)
6343 \def\mtctitle{Innhald}%
6344 \def\mlftitle{Figurar}%
6345 \def\mltttitle{Tabellar}%
6346 %%
6347 \def\ptctitle{Innhald}%
6348 \def\plftitle{Figurar}%
6349 \def\pltttitle{Tabellar}%
6350 %%
6351 \def\stctitle{Innhald}%
6352 \def\slftitle{Figurar}%
6353 \def\sltttitle{Tabellar}%
6354 </nynorsk>

```

### 13.121 “Nynorsk2” language: nynorsk2.mld

The titles for the “nynorsk2” language are variants of the titles of the “nynorsk” language. See also section 13.120.

```

6355 <*nynorsk2>
6356 \ProvidesFile{nynorsk.mld}[1999/03/16]
6357 %% Nynorsk titles for minitoc.sty
6358 %% Thanks to Dag Langmyhr (dag@ifi.uio.no)
6359 \def\mtctitle{Innhald}%
6360 \def\mlftitle{Figurliste}%
6361 \def\mltttitle{Tabelliste}%
6362 %%
6363 \def\ptctitle{Innhald}%
6364 \def\plftitle{Figurliste}%
6365 \def\pltttitle{Tabelliste}%
6366 %%
6367 \def\stctitle{Innhald}%
6368 \def\slftitle{Figurliste}%

```

---

<sup>39</sup>Created around 1800 by Ivar ÅSSEN to make a real independent and national norwegian language, in reaction to danish, from the various dialect spoken in the country.

```
6369 \def\sltttitle{Tabelliste}%
6370 </nynorsk2>
```

## 13.122 “Polish” language: polish.mld

The titles for the “polish” language are taken from the polish.dtx file in the babel package [30, 31, 70]. See also sections 13.123 and 13.124 on the following page.

```
6371 <{*polish}>
6372 \ProvidesFile{polish.mld}[2006/01/13]
6373 %% Polish titles for minitoc.sty
6374 %% from polish.dtx (babel)
6375 %% Schalueck, Elmar and Janich, Michael
6376 \def\ptctitle{Spis rzeczy}%
6377 \def\plfttitle{Spis rysunk\'ow}%
6378 \def\pltttitle{Spis tablic}%
6379 %%
6380 \def\mtctitle{Spis rzeczy}%
6381 \def\mlfttitle{Spis rysunk\'ow}%
6382 \def\mltttitle{Spis tablic}%
6383 %%
6384 \def\stctitle{Spis rzeczy}%
6385 \def\slfttitle{Spis rysunk\'ow}%
6386 \def\sltttitle{Spis tablic}%
6387 </polish>
```

## 13.123 “Polish2” language: polish2.mld

The titles for the “polish2” language<sup>40</sup> are taken from the ANTOMEGA project [124]. See also sections 13.122 and 13.124 on the following page.

```
6388 <{*polish2}>
6389 \ProvidesFile{polish2.mld}[2005/02/08]
6390 %% from omega-polish.ldf (Antomega project)
6391 %% Needs Omega
6392 %% Alexej M. Kryokov
6393 %% Dmitry Ivanov
6394 %%
6395 \def\ptctitle{\localpolish{Spis tre^^^00b1ci}}%
6396 \def\plfttitle{\localpolish{Spis rysunk^^^00adw}}%
6397 \def\pltttitle{\localpolish{Spis tablic}}%
6398 %%
6399 \def\mtctitle{\localpolish{Spis tre^^^00b1ci}}%
6400 \def\mlfttitle{\localpolish{Spis rysunk^^^00adw}}%
```

---

<sup>40</sup>“Polish2” is a variant of “polish”.

```

6401 \def\mltttitle{\localpolish{Spis tablic}}%
6402 %%
6403 \def\stcttitle{\localpolish{Spis tre^^^^00b1ci}}%
6404 \def\slfttitle{\localpolish{Spis rysunk^^^^00adw}}%
6405 \def\sltttitle{\localpolish{Spis tablic}}%
6406 </polish2>

```

### 13.124 “Polski” language: polski.mld

The titles for the “polski” language (variant for polish) are taken from the `polski.dtx` file in the `PLaTeX` package [165, 199]. See also sections 13.122 on the page before and 13.123 on the preceding page.

```

6407 <{*polski}>
6408 \ProvidesFile{polski.mld}[2006/02/28]
6409 %% Polski titles for minitoc.sty
6410 %% from polski.dtx (PLaTeX)
6411 %% Mariusz Olko, Marcin Woli\'nski.
6412 %%
6413 \def\ptcttitle{Spis tre\'sci}%
6414 \def\plfttitle{Spis rysunk\'ow}%
6415 \def\pltttitle{Spis tabel}%
6416 %%
6417 \def\mtcttitle{Spis rysunk\'ow}%
6418 \def\mlfttitle{Spis rysunk\'ow}%
6419 \def\mltttitle{Spis tabel}%
6420 %%
6421 \def\stcttitle{Spis rysunk\'ow}%
6422 \def\slfttitle{Spis rysunk\'ow}%
6423 \def\sltttitle{Spis tabel}%
6424 </polski>

```

### 13.125 “Portuges” language: portuges.mld

This is another spelling for “portuguese” (see section 13.126 on the next page), so we just load `portuguese.mld`:

```

6425 <{*portuges}>
6426 \ProvidesFile{portuges.mld}[2005/06/07]
6427 \mtcselectlanguage{portuguese}%
6428 </portuges>

```



### 13.126 “Portuguese” language: `portuguese.mld`

The titles for the “portuguese” language are taken from the `portuges.dtx` file in the `babel` package [30, 31, 67]. See also section 13.22 on page 421, because the titles are different in Brazil, even if the language is also portuguese.

```

6429 (*portuguese)
6430 \ProvidesFile{portuguese.mld}[2006/01/13]
6431 %% Portuguese titles for minitoc.sty
6432 %% from portuges.dtx (babel)
6433 %% Ramalhete, Jose Pedro
6434 \def\ptctitle{Conte\'udo}%
6435 \def\plftitle{Lista de Figuras}%
6436 \def\plttitle{Lista de Tabelas}%
6437 %%
6438 \def\mtctitle{Conte\'udo}%
6439 \def\mlftitle{Lista de Figuras}%
6440 \def\mlttitle{Lista de Tabelas}%
6441 %%
6442 \def\stctitle{Conte\'udo}%
6443 \def\slftitle{Lista de Figuras}%
6444 \def\slttitle{Lista de Tabelas}%
6445 \end{portuguese}

```

### 13.127 “Romanian” language: `romanian.mld`

The titles for the “romanian” language are taken from the `romanian.dtx` file in the `babel` package [30, 31, 52].

```

6446 (*romanian)
6447 \ProvidesFile{romanian.mld}[2006/01/13]
6448 %% Romanian titles for minitoc.sty
6449 %% from romanian.dtx (babel)
6450 %% Horst, Umstatter and Juhasz, Robert
6451 \def\ptctitle{Cuprins}%
6452 \def\plftitle{List\u{a} de figuri}%
6453 \def\plttitle{List\u{a} de tabele}%
6454 %%
6455 \def\mtctitle{Cuprins}%
6456 \def\mlftitle{List\u{a} de figuri}%
6457 \def\mlttitle{List\u{a} de tabele}%
6458 %%
6459 \def\stctitle{Cuprins}%
6460 \def\slftitle{List\u{a} de figuri}%
6461 \def\slttitle{List\u{a} de tabele}%
6462 \end{romanian}

```

### 13.128 “Romanian2” language: `romanian2.mld`

The titles for the “romanian2” language are taken from the `romanian.dtx` file in the RomanianT<sub>E</sub>X package [179]. See also sections 13.127 on the page before and 13.129. Alas, RomanianT<sub>E</sub>X is not compatible with the `babel` package [30, 31].

```

6463 ⟨*romanian2⟩
6464 \ProvidesFiles{romanian2.mld}[2006/01/19]
6465 %% Romanian titles for minitoc.sty
6466 %% from RomanianTeX (romanian.dtx)
6467 %% Adrian Rezus (adriaan@cs.kun.nl)
6468 %% Bernd Raichle
6469 \def\ptctitle{Cuprins}%
6470 \def\plftitle{Lista de figuri}%
6471 \def\plttitle{Lista de tabele}%
6472 %%
6473 \def\mtctitle{Cuprins}%
6474 \def\mlftitle{Lista de figuri}%
6475 \def\mlttitle{Lista de tabele}%
6476 %%
6477 \def\stctitle{Cuprins}%
6478 \def\slftitle{Lista de figuri}%
6479 \def\slttitle{Lista de tabele}%
6480 ⟨/romanian2⟩

```

### 13.129 “Romanian3” language: `romanian3.mld`

The titles for the “romanian3” language are taken from the `romanian.dtx` file in the RomanianT<sub>E</sub>X package [179]. See also sections 13.127 on the page before and 13.128. Alas, RomanianT<sub>E</sub>X is not compatible with the `babel` package [30, 31].

```

6481 ⟨*romanian3⟩
6482 \ProvidesFiles{romanian3.mld}[2006/01/19]
6483 %% Romanian titles for minitoc.sty
6484 %% from RomanianTeX (romanian.dtx) variant.
6485 %% Adrian Rezus (adriaan@cs.kun.nl)
6486 %% Bernd Raichle
6487 \def\ptctitle{Tabla de materii}%
6488 \def\plftitle{Indice de figuri}%
6489 \def\plttitle{Tabele}%
6490 %%
6491 \def\mtctitle{Tabla de materii}%
6492 \def\mlttitle{Indice de figuri}%
6493 \def\mlttitle{Tabele}%
6494 %%
6495 \def\stctitle{Tabla de materii}%
6496 \def\slftitle{Indice de figuri}%
6497 \def\slttitle{Tabele}%

```

6498 </romanian3>

### 13.130 “Russian” language: russian.mld

The titles for the “russian” language are taken from the babel package [30, 31]. Specific cyrillic fonts are required.

```
6499 <*russian>
6500 \ProvidesFile{russian.mld}[1999/03/16]
6501 %% Russian titles for minitoc.sty
6502 \def\ptctitle{Oglavlenie}%
6503 \def\plftitle{Pere{\cz}en{\mz} risunkov}%
6504 \def\plttitle{Pere{\cz}en{\mz} tablic}%
6505 %%
6506 \def\mtctitle{Oglavlenie}%
6507 \def\mlftitle{Pere{\cz}en{\mz} risunkov}%
6508 \def\mlttitle{Pere{\cz}en{\mz} tablic}%
6509 %%
6510 \def\stctitle{Oglavlenie}%
6511 \def\slftitle{Pere{\cz}en{\mz} risunkov}%
6512 \def\slttitle{Pere{\cz}en{\mz} tablic}%
6513 </russian>
```

### 13.131 “Russian2m” language: russian2m.mld

The titles for the “russian2m” language (“russian2m” is a modern variant of “russian”) are taken from the ANTOMEGA project [124]. Specific cyrillic fonts are required. See also section 13.130.

```
6514 <*russian2m>
6515 \ProvidesFile{russian2m.mld}[2005/02/08]
6516 %% from russian2m.ldf (Antomega project, russian modern)
6517 %% Needs Omega and cyrillic fonts
6518 %% Alexej M. Kryokov
6519 %% Dmitry Ivanov
6520 %%
6521 \def\ptctitle{\localrussian%
6522 {^041e^0433^043b^0430^0432^043b^0435^043d%
6523 ^0438^0435}}%
6524 \def\plftitle{\localrussian%
6525 {^0421^043f^0438^0441^043e^043a ^0438^043b%
6526 ^043b^044e^0441^0442^0440^0430^0446^0438%
6527 ^0439}}%
6528 \def\plttitle{\localrussian%
6529 {^0421^043f^0438^0441^043e^043a ^0442^0430%
```

```

6530 ^^^^0431^^^^043b^^^^0438^^^^0446}}%
6531 %%
6532 \def\mtctitle{\localrussian%
6533 {^^^^041e^^^^0433^^^^043b^^^^0430^^^^0432^^^^043b^^^^0435^^^^043d%
6534 ^^^^0438^^^^0435}}%
6535 \def\mlftitle{\localrussian%
6536 {^^^^0421^^^^043f^^^^0438^^^^0441^^^^043e^^^^043a ^^^^0438^^^^043b%
6537 ^^^^043b^^^^044e^^^^0441^^^^0442^^^^0440^^^^0430^^^^0446^^^^0438%
6538 ^^^^0439}}%
6539 \def\mltttitle{\localrussian%
6540 {^^^^0421^^^^043f^^^^0438^^^^0441^^^^043e^^^^043a ^^^^0442^^^^0430%
6541 ^^^^0431^^^^043b^^^^0438^^^^0446}}%
6542 %%
6543 \def\stctitle{\localrussian%
6544 {^^^^041e^^^^0433^^^^043b^^^^0430^^^^0432^^^^043b^^^^0435^^^^043d%
6545 ^^^^0438^^^^0435}}%
6546 \def\slftitle{\localrussian%
6547 {^^^^0421^^^^043f^^^^0438^^^^0441^^^^043e^^^^043a ^^^^0438^^^^043b%
6548 ^^^^043b^^^^044e^^^^0441^^^^0442^^^^0440^^^^0430^^^^0446^^^^0438%
6549 ^^^^0439}}%
6550 \def\sltttitle{\localrussian%
6551 {^^^^0421^^^^043f^^^^0438^^^^0441^^^^043e^^^^043a ^^^^0442^^^^0430%
6552 ^^^^0431^^^^043b^^^^0438^^^^0446}}%
6553 </russian2m>

```

### 13.132 “Russian2o” language: russian2o.mld

The titles for the “russian2o” language (“russian2o” is an old variant of “russian”) are taken from the ANTOMEGA project [124]. Specific cyrillic fonts are required. See also section 13.130 on the preceding page.

```

6554 <*russian2o>
6555 \ProvidesFile{russian2o.mld}[2005/02/08]
6556 %% from russian2o.mld (Antomega project - russian old)
6557 %% Needs Omega and cyrillic fonts
6558 %% Alexej M. Kryokov
6559 %% Dmitry Ivanov
6560 %%
6561 \def\ptctitle{\localrussian%
6562 {^^^^041e^^^^0433^^^^043b^^^^0430^^^^0432^^^^043b^^^^0435^^^^043d%
6563 ^^^^0456^^^^0435}}%
6564 \def\plftitle{\localrussian%
6565 {^^^^0421^^^^043f^^^^0438^^^^0441^^^^043e^^^^043a^^^^044a ^^^^0438%
6566 ^^^^043b^^^^043b^^^^044e^^^^0441^^^^0442^^^^0440^^^^0430^^^^0446%
6567 ^^^^0456^^^^0439}}%
6568 \def\pltttitle{\localrussian%
6569 {^^^^0421^^^^043f^^^^0438^^^^0441^^^^043e^^^^043a^^^^044a ^^^^0442%
6570 ^^^^0430^^^^0431^^^^043b^^^^0438^^^^0446^^^^044a}}%
6571 %%
6572 \def\mtctitle{\localrussian%

```

```

6573 {^041e^0433^043b^0430^0432^043b^0435^043d%
6574 ^0456^0435}}%
6575 \def\mlftitle{\localrussian%
6576 {^0421^043f^0438^0441^043e^043a^044a ^0438%
6577 ^043b^043b^044e^0441^0442^0440^0430^0446%
6578 ^0456^0439}}%
6579 \def\mltttitle{\localrussian%
6580 {^0421^043f^0438^0441^043e^043a^044a ^0442%
6581 ^0430^0431^043b^0438^0446^044a}}%
6582 %
6583 \def\stctitle{\localrussian%
6584 {^041e^0433^043b^0430^0432^043b^0435^043d%
6585 ^0456^0435}}%
6586 \def\slftitle{\localrussian%
6587 {^0421^043f^0438^0441^043e^043a^044a ^0438%
6588 ^043b^043b^044e^0441^0442^0440^0430^0446%
6589 ^0456^0439}}%
6590 \def\sltttitle{\localrussian%
6591 {^0421^043f^0438^0441^043e^043a^044a ^0442%
6592 ^0430^0431^043b^0438^0446^044a}}%
6593 </russian2o>

```

### 13.133 “Russianb” language: russianb.mld

The titles for the “russianb” language (“russianb” is a variant of “russian”) are taken from the `russianb.dtx` file in the `babel` package [30, 31, 58, 132]. Specific cyrillic fonts are required. See also section 13.130 on page 475. The `parttoc` title varies depending if chapters are defined or not by the document class.

```

6594 <{*russianb>
6595 \ProvidesFile{russianb.mld}[2006/02/15]
6596 %% Russian (russianb) titles for minitoc.sty
6597 %% from russianb.dtx (babel)
6598 %% Lapko, Olga and Volovitch, Vladimir and Lemberg, Werner
6599 \expandafter\ifx\curname\chapter\endcsname\relax
6600 \def\ptctitle{%
6601 {\cyr\CYRS\cyro\cyrd\cyre\cyrr\cyrzh\cyra\cyrn\cyri\cyre}}%
6602 \else
6603 \def\ptctitle{%
6604 {\cyr \CYRO\CYRg\CYRL\CYRa\CYRv\CYRL\CYRe\CYRn\CYRi\CYRe}}%
6605 \fi
6606 \def\plftitle{%
6607 {\cyr \CYRS\CYRp\CYRi\CYRs\CYRo\CYRk\space
6608 \CYRi\CYRL\CYRL\CYRyu\CYRs\CYRt\CYRr\CYRa\CYRc\CYRi\CYRishrt}}%
6609 \def\pltttitle{%
6610 {\cyr \CYRS\CYRp\CYRi\CYRs\CYRo\CYRk\space
6611 \CYRt\CYRa\CYRb\CYRL\CYRi\CYRc}}%
6612 %%
6613 \def\mtctitle{%
6614 {\cyr \CYRO\CYRg\CYRL\CYRa\CYRv\CYRL\CYRe\CYRn\CYRi\CYRe}}%

```

```

6615 \def\mlfttitle{%
6616 {\cyr \CYRS\CYRp\CYRi\CYRs\CYRo\CYRk\space
6617 \CYRi\CYRL\CYRL\CYRyu\CYRs\CYRt\CYRr\CYRa\CYRc\CYRi\CYRishrt}}%
6618 \def\mltttitle{%
6619 {\cyr \CYRS\CYRp\CYRi\CYRs\CYRo\CYRk\space
6620 \CYRt\CYRa\CYRb\CYRL\CYRi\CYRc}}%
6621 %%
6622 \def\stctitle{%
6623 {\cyr \CYRO\CYRg\CYRL\CYRa\CYRv\CYRL\CYRe\CYRn\CYRi\CYRe}}%
6624 \def\slfttitle{%
6625 {\cyr \CYRS\CYRp\CYRi\CYRs\CYRo\CYRk\space
6626 \CYRi\CYRL\CYRL\CYRyu\CYRs\CYRt\CYRr\CYRa\CYRc\CYRi\CYRishrt}}%
6627 \def\slttitle{%
6628 {\cyr \CYRS\CYRp\CYRi\CYRs\CYRo\CYRk\space
6629 \CYRt\CYRa\CYRb\CYRL\CYRi\CYRc}}%
6630 </russianb>

```

### 13.134 “Russianc” language: russianc.mld

The titles for the “russianc” language (“russianc” is a variant of “russian”, used in the part of Mongolia under russian influence) are taken from the file `russian.def` in the `MonTeX` package [86, 88]. Specific cyrillic fonts are required. See also section 13.130 on page 475.

```

6631 <*russianc>
6632 \ProvidesFile{russianc.mld}[1999/03/16]
6633 %% Russian titles for minitoc.sty
6634 %% Needs cyrillic fonts
6635 \def\ptctitle{\xalx{Oglawlenie}}%
6636 \def\plfttitle{\xalx{Spisok risunkow}}%
6637 \def\pltttitle{\xalx{Spisok tablic}}%
6638 %%
6639 \def\mtctitle{\xalx{Soderjanie}}%
6640 \def\mlfttitle{\xalx{Spisok risunkow}}%
6641 \def\mltttitle{\xalx{Spisok tablic}}%
6642 %%
6643 \def\stctitle{\xalx{Soderjanie}}%
6644 \def\slfttitle{\xalx{Spisok risunkow}}%
6645 \def\slttitle{\xalx{Spisok tablic}}%
6646 </russianc>

```

### 13.135 “Russian-cca” language: `russian-cca.mld` and `russian-cca.mlo`

They are several variants for the russian titles with the cmcyralt fonts. The titles for a first variant of the “russian-cca” are taken from the `russian.sty` file in the cmcyralt package [28].

The titles for the “russian-cca” language contain characters that cannot be easily generated, hence we load `russian-cca.mlo`.

```
6647 <*russian – cca>
6648 \ProvidesFile{russian-cca.mld}[2006/03/08]
6649 %% Russian-cca titles for minitoc.sty
6650 %% From russian.sty in the cmcyralt package
6651 %% Vadim Maslov (vadik@cs.umd.edu)
6652 %% Victor Boyko (vb1890@cs.nyu.edu)
6653 %% Needs cmcyralt fonts and special input encoding.
6654 \mtcloadmlo{russian-cca}%
6655 </russian – cca>
```

### 13.136 “Russian-cca1” language: `russian-cca1.mld` and `russian-cca1.mlo`

They are several variants for the russian titles with the cmcyralt fonts. The titles for the “russian-cca1” language are taken from the `cmcyralt.sty` file in the cmcyralt package [110].

The titles for the “russian-cca1” language contain characters that cannot be easily generated, hence we load `russian-cca1.mlo`.

```
6656 <*russian – cca1>
6657 \ProvidesFile{russian-cca1.mld}[2006/03/08]
6658 %% Russian-cca1 titles for minitoc.sty
6659 %% From cmcyralt.sty in the cmcyralt package
6660 %% cmcyr fonts in alt encoding
6661 %% Vadim Maslov (vadik@cs.umd.edu)
6662 %% Alexander Harin (harin@lourie.und.ac.za)
6663 %% and Vadim V. Zhytnikov (vvzhy@phy.ncu.edu.tw)
6664 \mtcloadmlo{russian-cca1}%
6665 </russian – cca1>
```

### 13.137 “Russian-lh” language: `russian-lh.mld` and `russian-lh.mlo`

The russian titles for the LH fonts (“russian-lh” language) are taken from the `russian.sty` file in the LH package [160].

The titles for the “russian-lh” language contain characters that cannot be easily generated, hence we load `russian-lh.mlo`.

```
6666 ⟨*russian – lh⟩
6667 \ProvidesFile{russian-lh.mld}[2006/03/08]
6668 %% Russian-lh titles for minitoc.sty
6669 %% From russian.sty in the LH package
6670 %% LH fonts in special encoding
6671 %% Sergei O. Naoumov (serge@astro.unc.edu)
6672 \mtcloadmlo{russian-lh}%
6673 ⟨/russian – lh⟩
```

### 13.138 “Russian-lhcyralt” language: `russian-lhcyralt.mld` and `russian-lhcyralt.mlo`

The russian titles for the LHCYRALT fonts (“russian-lhcyralt” language) are taken from the `lhcyralt.sty` file in the lhcyr package [212].

The titles for the “russian-lhcyralt” language contain characters that cannot be easily generated, hence we load `russian-lhcyralt.mlo`. The input encoding is ALT (code page CP866).

```
6674 ⟨*russian – lhcyralt⟩
6675 \ProvidesFile{russian-lhcyralt.mld}[2006/03/10]
6676 %% Russian-lhcyralt titles for minitoc.sty
6677 %% From lhcyralt.sty in the LHCYR package
6678 %% LHCYRALT fonts in special encoding ALT (CP866)
6679 %% Vadim V. Zhytnikov (vvzhy@td.lpi.ac.ru)
6680 \mtcloadmlo{russian-lhcyralt}%
6681 ⟨/russian – lhcyralt⟩
```



### 13.139 “Russian-lhcyrkoi” language: russian-lhcyrkoi.mld and russian-lhcyrkoi.mlo

The russian titles for the LHCYRKOI fonts (“russian-lhcyrkoi” language) are taken from the lhcyrkoi.sty file in the lhcyr package [212].

The titles for the “russian-lhcyrkoi” language contain characters that cannot be easily generated, hence we load russian-lhcyrkoi.mlo. The input encoding is KOI-8.

```
6682 <*russian – lhcyrkoi>
6683 \ProvidesFile{russian-lhcyrkoi.mld}[2006/03/13]
6684 %% Russian-lhcyrkoi titles for minitoc.sty
6685 %% From lhcyrkoi.sty in the LHCYR package
6686 %% LHCYRKOI fonts in special encoding KOI-8
6687 %% Vadim V. Zhytnikov (vvzhy@td.lpi.ac.ru)
6688 \mtcloadmlo{russian-lhcyrkoi}%
6689 </russian – lhcyrkoi>
```

### 13.140 “Russian-lhcyrwin” language: russian-lhcyrwin.mld and russian-lhcyrwin.mlo

The russian titles for the LHCYRWIN fonts (“russian-lhcyrwin” language) are taken from the lhcyrwin.sty file in the lhcyr package [212].

The titles for the “russian-lhcyrwin” language contain characters that cannot be easily generated, hence we load russian-lhcyrwin.mlo. The input encoding is the code page CP1251.

```
6690 <*russian – lhcyrwin>
6691 \ProvidesFile{russian-lhcyrwin.mld}[2006/03/13]
6692 %% Russian-lhcyrwin titles for minitoc.sty
6693 %% From lhcyrwin.sty in the LHCYR package
6694 %% LHCYRWIN fonts in special encoding CP1251
6695 %% Vadim V. Zhytnikov (vvzhy@td.lpi.ac.ru)
6696 \mtcloadmlo{russian-lhcyrwin}%
6697 </russian – lhcyrwin>
```

### 13.141 “Samin” language: `samin.mld`

The titles for the “samin” language<sup>41</sup> are taken from the `samin.dtx` file in the `babel` package [30, 31, 53]. Specific fonts are required.

```

6698 <*samin>
6699 \ProvidesFile{samin.mld}[2006/01/13]
6700 %% North Sami (samin) titles for minitoc.sty
6701 %% from samin.dtx (babel)
6702 %% Jernsletten, Regnor
6703 \def\ptctitle{Sisdoallu}%
6704 \def\plftitle{Govvosat}%
6705 \def\plttitle{Tabeallat}%
6706 %%
6707 \def\mtctitle{Sisdoallu}%
6708 \def\mlftitle{Govvosat}%
6709 \def\mlttitle{Tabeallat}%
6710 %%
6711 \def\stctitle{Sisdoallu}%
6712 \def\slftitle{Govvosat}%
6713 \def\slttitle{Tabeallat}%
6714 </samin>

```

### 13.142 “Scottish” language: `scottish.mld`

The titles for the “scottish” language are taken from the `scottish.dtx` file in the `babel` language [30, 31, 50]:

```

6715 <*scottish>
6716 \ProvidesFile{scottish.mld}[2006/01/13]
6717 %% Scottish titles for minitoc.sty
6718 %% from scottish.dtx (babel)
6719 %% Grant, Fraser
6720 \def\ptctitle{Cl\‘ar-obrach}%
6721 \def\plftitle{LiostaDhealbh}%
6722 \def\plttitle{LiostaChl\‘ar}%
6723 %%
6724 \def\mtctitle{Cl\‘ar-obrach}%
6725 \def\mlftitle{LiostaDhealbh}%
6726 \def\mlttitle{LiostaChl\‘ar}%
6727 %%
6728 \def\stctitle{Cl\‘ar-obrach}%
6729 \def\slftitle{LiostaDhealbh}%
6730 \def\slttitle{LiostaChl\‘ar}%

```

---

<sup>41</sup>Several Sami dialects/languages are spoken in Finland, Norway, Sweden, and on the Kola Peninsula (Russia). The alphabets differ, so there will eventually be a need for more `.dtx` files for, e.g., Lule and South Sami. Hence the name `samin.dtx` (and not `sami.dtx` or the like) in the North Sami case. This note is copied from the `samin.dtx` file.

```
6731 </scottish>
```

### 13.143 “Serbian” language: `serbian.mld`

The titles for the “serbian” (serbocroatian) language are taken from the `serbian.dtx` file in the `babel` package [30, 31, 63]. Serbocroatian is spoken by Serbs, Croats and Chernogors, but only Serbs and Chernogors use the cyrillic alphabet (a variant). See also section 13.144.

```
6732 <*serbian>
6733 \ProvidesFile{serbian.mld}[2006/01/13]
6734 %% Serbian titles for minitoc.sty
6735 %% from serbian.dtx (babel)
6736 %% Muhamedagi\{'c}, Dejan and Slobodan, Jankovic
6737 \def\ptctitle{Sadr\v{z}aj}%
6738 \def\plftitle{Slike}%
6739 \def\pltttitle{Tabele}%
6740 %%
6741 \def\mtctitle{Sadr\v{z}aj}%
6742 \def\mlftitle{Slike}%
6743 \def\mltttitle{Tabele}%
6744 %%
6745 \def\stctitle{Sadr\v{z}aj}%
6746 \def\slftitle{Slike}%
6747 \def\sltttitle{Tabele}%
6748 </serbian>
```

### 13.144 “Serbianc” language: `serbianc.mld`

The titles for the “serbianc” language<sup>42</sup> have been gently provided by Marko ÈEHAJA and Frank KÜSTER. Cyrillic fonts are required. Serbocroatian is spoken by Serbs, Croats and Chernogors, but only Serbs and Chernogors use the cyrillic alphabet (a variant). See also section 13.143.

```
6749 <*serbianc>
6750 \ProvidesFile{serbianc.mld}[2006/01/13]
6751 %% Provides titles for minitoc.sty in Serbian Cyrillic
6752 %%
6753 %% Marko Èehaja Internut@Thetaworld.Org
6754 %% Frank Küster, Biozentrum der Univ. Basel, frank@kuesterei.ch
6755 %% Abt. Biophysikalische Chemie
6756 \def\ptctitle{%
6757 {\cyr\CYRS\cyra\cyrd\cyrr\cyrzh\cyra\cyrje}}%
```

---

<sup>42</sup>The “serbianc” language is written with cyrillic characters.

```

6758 \def\plftitle{%
6759 {\cyr\CYRS\cyrl\cyri\cyrk\cyre}}%
6760 \def\plttitle{\CYRT\cyra\cyrb\cyrl\cyri\cyrc\cyre}%
6761 %%
6762 \def\mtctitle{%
6763 {\cyr\CYRS\cyra\cyrd\cyrr\cyrzh\cyra\cyrje}}%
6764 \def\mlftitle{%
6765 {\cyr\CYRS\cyrl\cyri\cyrk\cyre}}%
6766 \def\mlttitle{\cyr\CYRT\cyra\cyrb\cyrl\cyri\cyrc\cyre}%
6767 %%
6768 \def\stctitle{%
6769 {\cyr\CYRS\cyra\cyrd\cyrr\cyrzh\cyra\cyrje}}%
6770 \def\slftitle{%
6771 {\cyr\CYRS\cyrl\cyri\cyrk\cyre}}%
6772 \def\slttitle{\CYRT\cyra\cyrb\cyrl\cyri\cyrc\cyre}%
6773 </serbianc>

```

### 13.145 “Slovak” language: slovak.mld

The titles for the “slovak” language are taken from the slovak.dtx file in the babel package [30, 31, 46]. Using the T1 font encoding is recommended.

```

6774 <*slovak>
6775 \ProvidesFile{slovak.mld}[2006/01/13]
6776 %% Slovak titles for minitoc.sty
6777 %% from slovak.dtx (babel)
6778 %% Chlebikova, Jana and Schlemmer, Tobias
6779 \def\ptctitle{Obsah}%
6780 \def\plftitle{Zoznam obr\'azkov}%
6781 \def\plttitle{Zoznam tabuliek}%
6782 %%
6783 \def\mtctitle{Obsah}%
6784 \def\mlftitle{Zoznam obr\'azkov}%
6785 \def\mlttitle{Zoznam tabuliek}%
6786 %%
6787 \def\stctitle{Obsah}%
6788 \def\slftitle{Zoznam obr\'azkov}%
6789 \def\slttitle{Zoznam tabuliek}%
6790 </slovak>

```

### 13.146 “Slovene” language: slovene.mld

The titles for the “slovene” language are taken from the slovene.dtx file in the babel package [30, 31, 76]:

```

6791 <*slovene>
6792 \ProvidesFile{slovene.mld}[2006/01/13]
6793 %% Slovene titles for minitoc.sty
6794 %% from slovene.dtx (babel)
6795 %% Zavrtanik, Danilo and \v{Z}lajpah, Leon
6796 \def\ptctitle{Kazalo}%
6797 \def\plftitle{Slike}%
6798 \def\plttitle{Tabele}%
6799 %%
6800 \def\mtctitle{Kazalo}%
6801 \def\mlftitle{Slike}%
6802 \def\mlttitle{Tabele}%
6803 %%
6804 \def\stctitle{Kazalo}%
6805 \def\slftitle{Slike}%
6806 \def\slttitle{Tabele}%
6807 </slovene>

```

### 13.147 “Spanish” language: spanish.mld

The titles for the “spanish” language are taken from the `spanish.dtx` file in the `babel` package [30, 31, 25]. Note that the “spanish” is in fact “castillan” (see section 13.32 on page 425). Other languages are spoken in Spain: “basque” (section 13.17 on page 418), “catalan” (section 13.34 on page 426), and “galician” (section 13.61 on page 439). “Spanish2” is a version of “spanish” with shorter titles (see section 13.148 on the next page). “Spanish3” (see section 13.149 on the following page) is a version for the ANTOMEGA [124] project; some titles are different. “Spanish4” is a variant of “spanish” where `\ptctitle` is shorter for articles (section 13.150 on page 487).

```

6808 <*spanish>
6809 \ProvidesFile{spanish.mld}[2006/02/15]
6810 %% Spanish titles for minitoc.sty
6811 %% from spanish.dtx (babel)
6812 %% Bezoz, Javier
6813 \expandafter\ifx\csname chapter\endcsname\relax
6814 \def\ptctitle{\'Indice}%
6815 \else
6816 \def\ptctitle{\'Indice General}%
6817 \fi
6818 \def\plftitle{\'Indice de Figuras}%
6819 \def\plttitle{\'Indice de Tablas}%
6820 %%
6821 \def\mtctitle{\'Indice}%
6822 \def\mlftitle{\'Indice de Figuras}%
6823 \def\mlttitle{\'Indice de Tablas}%
6824 %%
6825 \def\stctitle{\'Indice}%
6826 \def\slftitle{\'Indice de Figuras}%
6827 \def\slttitle{\'Indice de Tablas}%

```

```
6828 </spanish>
```

### 13.148 “Spanish2” language: spanish2.mld

The titles for the “spanish2” language are taken from the spanish.dtx file in the babel package [30, 31, 25], but made shorter for chapter and section levels. See section 13.147 on the preceding page.

```
6829 <*spanish2>
6830 \ProvidesFile{spanish2.mld}[2005/03/31]
6831 %% Spanish titles for minitoc.sty
6832 \def\ptctitle{\`Indice General}%
6833 \def\plftitle{\`Indice de Figuras}%
6834 \def\plttitle{\`Indice de Tablas}%
6835 %%
6836 \def\mtctitle{Contenido}%
6837 \def\mlftitle{Figuras}%
6838 \def\mltttitle{Tablas}%
6839 %%
6840 \def\stctitle{Contenido}%
6841 \def\slftitle{Figuras}%
6842 \def\slttitle{Tablas}%
6843 </spanish2>
```

### 13.149 “Spanish3” language: spanish3.mld

The titles for the “spanish3” language are taken from the omega-spanish.ldf file of the ANTOMEGA project [124]. See section 13.147 on the page before.

```
6844 <*spanish3>
6845 \ProvidesFile{spanish3.mld}[2005/09/06]
6846 %% Spanish titles for minitoc.sty
6847 %% from omega-spanish.ldf of the ANTOMEGA project.
6848 \def\ptctitle{\localspanish{^^^^00cdndice general}}%
6849 \def\plftitle{\localspanish{^^^^00cdndice de figuras}}%
6850 \def\plttitle{\localspanish{^^^^00cdndice de cuadros}}%
6851 %%
6852 \def\mtctitle{\localspanish{^^^^00cdndice general}}%
6853 \def\mlftitle{\localspanish{^^^^00cdndice de figuras}}%
6854 \def\mltttitle{\localspanish{^^^^00cdndice de cuadros}}%
6855 %%
6856 \def\stctitle{\localspanish{^^^^00cdndice general}}%
6857 \def\slftitle{\localspanish{^^^^00cdndice de figuras}}%
6858 \def\slttitle{\localspanish{^^^^00cdndice de cuadros}}%
6859 </spanish3>
```

### 13.150 “Spanish4” language: spanish4.mld

The titles for the “spanish4” language are taken from the `spanish.dtx` file from `CervanTEX` [24]. The title of the parttocs is shorter for articles. See also section 13.147 on page 485.

```

6860 (*spanish4)
6861 \ProvidesFile{spanish4.mld}[2006/01/19]
6862 %% Spanish titles for minitoc.sty
6863 %% from spanish.dtx (CervanTeX)
6864 %% Bezos, Javier
6865 \expandafter\ifx\csname chapter\endcsname\relax
6866 \def\ptctitle{\`Indice}%
6867 \else
6868 \def\ptctitle{\`Indice general}%
6869 \fi
6870 \def\plftitle{\`Indice de figuras}%
6871 \def\pltttitle{\`Indice de cuadros}%
6872 %%
6873 \def\mtctitle{\`Indice}%
6874 \def\mlftitle{\`Indice de figuras}%
6875 \def\mltttitle{\`Indice de cuadros}%
6876 %%
6877 \def\stctitle{\`Indice}%
6878 \def\slftitle{\`Indice de figuras}%
6879 \def\slttitle{\`Indice de cuadros}%
6880 \end{spanish4}

```

### 13.151 “Swedish” language: swedish.mld

The titles for the “swedish” language are taken from the `swedish.dtx` file in the `babel` package [30, 31, 51]. See also section 13.152 on the next page.

```

6881 (*swedish)
6882 \ProvidesFile{swedish.mld}[2006/01/13]
6883 %% Swedish titles for minitoc.sty
6884 %% from swedish.dtx (babel)
6885 %% Hellman, Sten and Östhols, Erik
6886 \def\ptctitle{Inneh\csname aa\endcsname ll}%
6887 \def\plftitle{Figurer}%
6888 \def\pltttitle{Tabeller}%
6889 %%
6890 \def\mtctitle{Inneh\csname aa\endcsname ll}%
6891 \def\mlftitle{Figurer}%
6892 \def\mltttitle{Tabeller}%
6893 %%
6894 \def\stctitle{Inneh\csname aa\endcsname ll}%
6895 \def\slftitle{Figurer}%

```

```
6896 \def\sltttitle{Tabeller}%
6897 </swedish>
```

### 13.152 “Swedish2” language: `swedish2.mld`

The titles for the “swedish2” language (variant for `swedish`) are taken from the `rapport.doc` file in the `SLATEX` package [149]. See also section 13.151 on the preceding page.

```
6898 <swedish2>
6899 \ProvidesFile{swedish2.mld}[2006/04/04]
6900 %% Swedish2 titles for minitoc.sty
6901 %% from rapport.doc (slatex)
6902 %% Mattisson, Sven
6903 \def\ptctitle{Inneh\csname aa\endcsname ll}%
6904 \def\plftitle{Figurf\"orteckning}%
6905 \def\pltttitle{Tabellf\"orteckning}%
6906 %%
6907 \def\mtctitle{Inneh\csname aa\endcsname ll}%
6908 \def\mlftitle{Figurf\"orteckning}%
6909 \def\mltttitle{Tabellf\"orteckning}%
6910 %%
6911 \def\stctitle{Inneh\csname aa\endcsname ll}%
6912 \def\slftitle{Figurf\"orteckning}%
6913 \def\sltttitle{Tabellf\"orteckning}%
6914 </swedish2>
```

### 13.153 “Thai” language: `thai.mld` and `thai.mlo`

The titles for the “thai” language are taken from the `thaicjk.ldf` file and use fonts of the CJK system [140, 141]. The `thailatex` package [185] provides the same titles in its `thai.ldf` file.

The titles for the “thai” language contain characters that cannot be easily generated, hence we load `thai.mlo`.

```
6915 <thai>
6916 \ProvidesFile{thai.mld}[2005/01/28]
6917 %% from thaicjk.ldf CJK 4.5.2 Thai support for the babel system
6918 %% by Werner Lemberg <wl@gnu.org>
6919 %%
6920 \mtcloadmlo{thai}%
6921 </thai>
```



### 13.154 “Turkish” language: `turkish.mld`

The titles for the “turkish” language are taken from the `turkish.dtx` file in the `babel` package [30, 31, 43]:

```

6922 ⟨*turkish⟩
6923 \ProvidesFile{turkish.mld}[2006/01/13]
6924 %% Turkish titles for minitoc.sty
6925 %% from turkish.dtx (babel)
6926 %% Burc, Mustafa
6927 \def\ptctitle{\.I\c cindekiler}%
6928 \def\plftitle{\c Sekiller Listesi}%
6929 \def\pltttitle{Tablolar\in Listesi}%
6930 %%
6931 \def\mtctitle{\.I\c cindekiler}%
6932 \def\mlftitle{\c Sekiller Listesi}%
6933 \def\mltttitle{Tablolar\in Listesi}%
6934 %%
6935 \def\stctitle{\.I\c cindekiler}%
6936 \def\slftitle{\c Sekiller Listesi}%
6937 \def\slttitle{Tablolar\in Listesi}%
6938 ⟨/turkish⟩

```

### 13.155 “Uighur” language: `uighur.mld`

The “uighur” and “bicig” languages are synonyms, so we just load the `bicig.mld` file (see section 13.18 on page 418):

```

6939 ⟨*uighur⟩
6940 \ProvidesFile{uighur.mld}[2006/05/31]
6941 \mtcselectlanguage{bicig}%
6942 ⟨/uighur⟩

```

### 13.156 “Uighur2” language: `uighur2.mld`

The “uighur2” and “bicig2” languages are synonyms, so we just load the `bicig2.mld` file (see section 13.19 on page 419):

```

6943 ⟨*uighur2⟩
6944 \ProvidesFile{uighur2.mld}[2006/05/31]
6945 \mtcselectlanguage{bicig2}%
6946 ⟨/uighur2⟩

```

**13.157 “Uighur3” language: uighur3.mld**

The “uighur3” and “bicig3” languages are synonyms, so we just load the bicig3.mld file (see section 13.18 on page 418):

```
6947 < *uighur3>
6948 \ProvidesFile{uighur3.mld}[2006/05/31]
6949 \mtcselectlanguage{bicig3}%
6950 < /uighur3>
```

**13.158 “UKenglish” language: UKenglish.mld**

The “UKenglish” language is just like “english” (“UK” is for “United Kingdom”), so we just load english.mld (see section 13.41 on page 429):

```
6951 < *UKenglish>
6952 \ProvidesFile{UKenglish.mld}[2005/07/11]
6953 \mtcselectlanguage{english}%
6954 < /UKenglish>
```

**13.159 “Ukraineb” language: ukraineb.mld**

The “ukraineb” language is a synonym for “ukrainian”, so we just load ukrainian.mld. See section 13.160.

```
6955 < *ukraineb>
6956 \ProvidesFile{ukraineb.mld}[2006/01/23]
6957 %% Ukranian titles for minitoc.sty
6958 %% from ukraineb.dtx (babel)
6959 %% Werner, Eduard
6960 \selectlanguage{ukrainian}%
6961 < /ukraineb>
```

**13.160 “Ukrainian” language: ukrainian.mld**

The titles for the “ukrainian” language are taken from the ukraineb.dtx file in the babel package [30, 31, 71]. Cyrillic fonts are required. Another language name is ukraineb (see section 13.159).

```

6962 (*ukrainian)
6963 \ProvidesFile{ukrainian.mld}[2006/01/33]
6964 %% Ukraine titles for minitoc.sty
6965 %% from ukraineb.dtx (babel)
6966 %% Shvaika, Andrij
6967 %% Needs cyrillic fonts
6968 \def\mtctitle{{\cyr\CYZ\cyrm\cyrii\cyrs\cyrt}}%
6969 \def\mlftitle{{\cyr\CYRP\cyre\cyrr\cyre\cyrl\cyrii\cyrk
6970 \ \cyrii\cyrl\cyryu\cyrs\cyrt\cyrr\cyra\cyrc\cyrii\cyrishrt}}%
6971 \def\mltttitle{{\cyr\CYRP\cyre\cyrr\cyre\cyrl\cyrii\cyrk
6972 \ \cyrt\cyra\cyrb\cyrl\cyri\cyrc\cyrsftsn}}%
6973 %%
6974 \def\ptctitle{{\cyr\CYZ\cyrm\cyrii\cyrs\cyrt}}%
6975 \def\plftitle{{\cyr\CYRP\cyre\cyrr\cyre\cyrl\cyrii\cyrk
6976 \ \cyrii\cyrl\cyryu\cyrs\cyrt\cyrr\cyra\cyrc\cyrii\cyrishrt}}%
6977 \def\pltttitle{{\cyr\CYRP\cyre\cyrr\cyre\cyrl\cyrii\cyrk
6978 \ \cyrt\cyra\cyrb\cyrl\cyri\cyrc\cyrsftsn}}%
6979 %%
6980 \def\stctitle{{\cyr\CYZ\cyrm\cyrii\cyrs\cyrt}}%
6981 \def\slftitle{{\cyr\CYRP\cyre\cyrr\cyre\cyrl\cyrii\cyrk
6982 \ \cyrii\cyrl\cyryu\cyrs\cyrt\cyrr\cyra\cyrc\cyrii\cyrishrt}}%
6983 \def\sltttitle{{\cyr\CYRP\cyre\cyrr\cyre\cyrl\cyrii\cyrk
6984 \ \cyrt\cyra\cyrb\cyrl\cyri\cyrc\cyrsftsn}}%
6985 (/ukrainian)

```

### 13.161 “Uppersorbian” language: `uppersorbian.mld`

The titles for the “uppersorbian” language<sup>43</sup> are taken from the `usorbian.dtx` file in the `babel` package [30, 31, 74]. See also section 13.100 on page 461. A shorter language name is `usorbian` (see section 13.163 on the following page).

```

6986 (*uppersorbian)
6987 \ProvidesFile{uppersorbian.mld}[2006/02/38]
6988 %% Upper sorbian titles for minitoc.sty
6989 %% from usorbian.dtx (babel)
6990 %% Werner, Eduard
6991 %% Needs cyrillic fonts
6992 \def\ptctitle{Wobsah}%
6993 \def\plftitle{Zapis wobrazow}%
6994 \def\pltttitle{Zapis tabulkow}%
6995 %%
6996 \def\mtctitle{Wobsah}%
6997 \def\mlftitle{Zapis wobrazow}%
6998 \def\mltttitle{Zapis tabulkow}%
6999 %%
7000 \def\stctitle{Wobsah}%

```

<sup>43</sup> Upper sorbian. Sorbian, or wendisch, is a member of the west slavic subgroup of indo-european languages spoken in Upper Lusatia in the german *länder* of Saxony and Brandenburg. The Sorbs are descendents of the Wends, the german name for the slavic tribes who occupied the area between the Elbe and Saale rivers in the west and the Odra (Oder) river in the east during the medieval period (VIth century).

```

7001 \def\slfttitle{Zapis wobrazow}%
7002 \def\sltttitle{Zapis tabulkow}%
7003 </uppersorbian>

```

### 13.162 “USenglish” language: USenglish.mld

The “USenglish” language “US” is for “United States (of America)” is just like “english”<sup>44</sup>, so we just load english.mld (see section 13.41 on page 429):

```

7004 <*USenglish>
7005 \ProvidesFile{USenglish.mld}[2005/07/11]
7006 \mtcselectlanguage{english}%
7007 </USenglish>

```

### 13.163 “Usorbian” language: usorbian.mld

The “usorbian” language is a synonym for “uppersorbian”, so we just load uppersorbian.mld. See section 13.161 on the preceding page.

```

7008 <*usorbian>
7009 \ProvidesFile{usorbian.mld}[2006/01/23]
7010 %% Upper sorbian titles for minitoc.sty
7011 %% from usorbian.dtx (babel)
7012 %% Werner, Eduard
7013 \selectlanguage{uppersorbian}%
7014 </usorbian>

```

### 13.164 “Vietnam” language: vietnam.mld

The titles for the “vietnam” language are taken from the vietnam.sty package. Vietnamese fonts are required. See also section 13.165 on the next page.

```

7015 <*vietnam>
7016 \ProvidesFile{vietnam.mld}[1999/03/16]
7017 %% vietnamese titles for minitoc.sty
7018 %%
7019 \def\ptcttitle{M\d{u}c l\d{u}c}%
7020 \def\plfttitle{Danh s\ 'ach h\ 'inh v\ ~e}%
7021 \def\pltttitle{Danh s\ 'ach b\ h\ a\ ng}%

```

<sup>44</sup>It should be true for the mini-table titles; the languages themselves have some differences, like the hyphenation rules.

```

7022 %%
7023 \def\mtctitle{M\d{u}c l\d{u}c}%
7024 \def\mlftitle{Danh s\'ach h\'inh v\~e}%
7025 \def\mltttitle{Danh s\'ach b\h{a}ng}%
7026 %%
7027 \def\stctitle{M\d{u}c l\d{u}c}%
7028 \def\slftitle{Danh s\'ach h\'inh v\~e}%
7029 \def\slttitle{Danh s\'ach b\h{a}ng}%
7030 </vietnam>

```

### 13.165 “Vietnamese” language: vietnamese.mld

The “vietnamese” language is just a synonym for the “vietnam” language. So we just load `vietnam.mld`. Vietnamese fonts are required. See also section 13.164 on the preceding page.

```

7031 <*vietnamese>
7032 \ProvidesFile{vietnamese.mld}[2004/12/14]
7033 \mtcselectlanguage{vietnam}%
7034 </vietnamese>

```

### 13.166 “Welsh” language: welsh.mld

The titles for the “welsh” language are taken from the `welsh.dtx` file in the `babel` package [30, 31, 36]:

```

7035 <*welsh>
7036 \ProvidesFile{welsh.mld}[1999/12/06]
7037 %% Welsh titles for minitoc.sty
7038 %% from welsh.dtx (babel)
7039 %% Braams, Johannes
7040 \def\ptctitle{Cynnwys}%
7041 \def\plftitle{Rhestr Ddarluniau}%
7042 \def\pltttitle{Rhestr Dablau}%
7043 %%
7044 \def\mtctitle{Cynnwys}%
7045 \def\mlftitle{Rhestr Ddarluniau}%
7046 \def\mltttitle{Rhestr Dablau}%
7047 %%
7048 \def\stctitle{Cynnwys}%
7049 \def\slftitle{Rhestr Ddarluniau}%
7050 \def\slttitle{Rhestr Dablau}%
7051 </welsh>

```

### 13.167 “Xalx” language: xalx.mld

The titles for the “xalx” language are taken from the MonT<sub>E</sub>X package [86, 88]. Xalx or Khalkha is the name of the Mongolian nationality residing in Mongolia proper. Their dialect forms the basis of Mongolian written with Cyrillic letters. See also sections 13.94 on page 458, 13.168, and 13.169 on the next page.

```

7052 <*xalx>
7053 \ProvidesFile{xalx.mld}[2005/11/16]
7054 %% Mongol (xalx) titles for minitoc.sty
7055 \def\ptctitle{{\mnr Garqig}}%
7056 \def\plftitle{{\mnr Zurgi"in jagsaalt}}%
7057 \def\plttitle{{\mnr X"usn"agti"in jagsaalt}}%
7058 %%
7059 \def\mtctitle{{\mnr Garqig}}%
7060 \def\mlftitle{{\mnr Zurgi"in jagsaalt}}%
7061 \def\mlttitle{{\mnr X"usn"agti"in jagsaalt}}%
7062 %%
7063 \def\stctitle{{\mnr Garqig}}%
7064 \def\slftitle{{\mnr Zurgi"in jagsaalt}}%
7065 \def\slttitle{{\mnr X"usn"agti"in jagsaalt}}%
7066 </xalx>

```

### 13.168 “Xalx2” language: xalx2.mld

The titles for the “xalx2” language are taken from the MonT<sub>E</sub>X package [86, 88]. This is a variant for the “xalx” language (see section 13.167).

```

7067 <*xalx2>
7068 \ProvidesFile{xalx2.mld}[2006/03/31]
7069 %% Mongol (xalx2) titles for minitoc.sty
7070 \def\ptctitle{{\mnr Aguulga}}%
7071 \def\plftitle{{\mnr Zurgi"in jagsaalt}}%
7072 \def\plttitle{{\mnr X"usn"agti"in jagsaalt}}%
7073 %%
7074 \def\mtctitle{{\mnr Aguulga}}%
7075 \def\mlftitle{{\mnr Zurgi"in jagsaalt}}%
7076 \def\mlttitle{{\mnr X"usn"agti"in jagsaalt}}%
7077 %%
7078 \def\stctitle{{\mnr Aguulga}}%
7079 \def\slftitle{{\mnr Zurgi"in jagsaalt}}%
7080 \def\slttitle{{\mnr X"usn"agti"in jagsaalt}}%
7081 </xalx2>

```

**13.169 “Xalx3” language: xalx3.mld**

The titles for the “xalx3” language are taken from the MonTeX package [86, 88]. This is an other variant for the “xalx” language (see section 13.167 on the page before).

```

7082 <*xalx3>
7083 \ProvidesFile{xalx3.mld}[2006/03/31]
7084 %% Mongol (xalx3) titles for minitoc.sty
7085 \def\ptctitle{\xalx{Soderjanie}}%
7086 \def\plftitle{\xalx{Spisok risunkow}}%
7087 \def\plttitle{\xalx{Spisok tablic}}%
7088 %%
7089 \def\mtctitle{\xalx{Soderjanie}}%
7090 \def\mlftitle{\xalx{Spisok risunkow}}%
7091 \def\mlttitle{\xalx{Spisok tablic}}%
7092 %%
7093 \def\stctitle{\xalx{Soderjanie}}%
7094 \def\slftitle{\xalx{Spisok risunkow}}%
7095 \def\slttitle{\xalx{Spisok tablic}}%
7096 </xalx3>

```

## **Part III**

# **Complements**



# Contents of the Third Part

|                        |            |
|------------------------|------------|
| <b>Bibliography</b>    | <b>498</b> |
| <b>Changes History</b> | <b>516</b> |
| <b>Index</b>           | <b>543</b> |

# Bibliography

- [1] Paul W. Abrahams, Karl Berry, and Kathryn A. Hargreaves.  $\text{\TeX}$  for the Impatient, September 2003. <mailto:impatient@tug.org>. Available from: <http://www.dante.de/tex-archive/info/impatient/book.pdf>. 498
- [2] Paul W. Abrahams, Karl Berry, and Kathryn A. Hargreaves.  $\text{\TeX}$  pour l'Impatient, September 2004. Translation of [1] by Marc Chaudemanche. Available from: <http://www.dante.de/tex-archive/info/impatient/fr/fbook.pdf>.
- [3] Alex AJ. Typesetting Malayalam Using  $\text{\LaTeX}$  2 $\epsilon$ , April 2003. <mailto:alexaj@myrealbox.com>. Available from: <http://www.dante.de/tex-archive/language/malayalam/doc/mm-usr.pdf>. 40, 181, 411, 463, 464, 465
- [4] Alex AJ. Typesetting Malayalam Using  $\Omega$ , January 2006. <mailto:indictex@gmail.com>. Available from: <http://www.dante.de/tex-archive/macros/omega/latex/contrib/malayalam-omega/doc/manual-malayalam.pdf>. 40, 181, 411, 464
- [5] American Mathematical Society. Instructions for Preparation of Papers and Monographs:  $\mathcal{A}\mathcal{M}\mathcal{S}$ - $\text{\LaTeX}$ . Providence, Rhode Island, 1999. Available from: <http://www.dante.de/tex-archive/macros/latex/required/amslatex/classes/instr-l.pdf>.
- [6] Donald Arseneau. The `wrapfig` package, January 2003. <mailto:asnd@triumf.ca>. Available from: <http://www.dante.de/tex-archive/contrib/macros/latex/contrib/wrapfig/>. 131, 200, 210
- [7] Donald Arseneau. `chapterbib.sty`, February 2004. <mailto:asnd@reg.triumf.ca>. Available from: <http://www.dante.de/tex-archive/macros/latex/contrib/cite/chapterbib.sty>. 56, 188, 200
- [8] Donald Arseneau. The `notoccite` package, July 2000. <mailto:asnd@triumf.ca>. Available from: <http://www.dante.de/tex-archive/macros/latex/contrib/misc/notoccite.sty>. 47, 203, 219, 237, 262, 265, 268, 360, 387
- [9] Donald Arseneau. The `placeins` package, June 2002. <mailto:asnd@triumf.ca>. Available from: <http://www.dante.de/tex-archive/macros/latex/contrib/placeins/>. 28, 192, 194, 204, 205, 219, 367, 373, 387
- [10] Helmer Aslaksen. Chinese  $\text{\TeX}$  Using the CJK  $\text{\LaTeX}$  Package, Unicode TrueType Fonts and `pdf\TeX` under Windows [online]. February 2006. Available from: <http://www.math.nus.edu.sg/aslaksen/cs/cjk.html>. <mailto:aslaksen@math.nus.edu.sg>.

- [11] Helmer Aslaksen. Reading and Writing Chinese Characters and Pinyin on the Web Using Unicode [online]. January 2006. Available from: <http://www.math.nus.edu.sg/aslaksen/read.html>. <mailto:aslaksen@math.nus.edu.sg>.
- [12] Pierre Basso and Stephan Ulrich. `bibtopic.sty`, August 2002. <mailto:Pierre.Basso@lim.univ-mrs.fr>, <mailto:stefanulrich@users.sourceforge.net>. Available from: <http://www.dante.de/tex-archive/macros/latex/contrib/bibtopic/bibtopic.pdf>. 56, 186
- [13] Benjamin Bayart. *Joli manuel pour L<sup>A</sup>T<sub>E</sub>X 2<sub>ε</sub>*. Guide local pour l'ESIEE, December 1995. Available from: <http://www.dante.de/tex-archive/info/JMPL.ps.gz>. 45
- [14] Benjamin Bayart, Thierry Bayet, Prakash Countcham, Éric Depardieu, Jean-Pierre F. Drucbert, Mathieu Goutelle, Yvon Henel, Florence Henry, Loïc Joly, Christophe Jorssen, Erwan Le Pennec, Nicolas Markey, Françoise Marre-Fournier, Sébastien Mengin, Josselin Noirel, Bruno Piguët, Éric Streit, Thomas van Oudenhove, and Damien Wyart. Foire aux questions du groupe `fr.comp.text.tex` (version 3.0 $\alpha$ ) [online]. November 2004. Available from: <http://faqfctt.fr.eu.org/>. <mailto:bayartb@edgard.fdn.fr>.
- [15] Claudio Beccari and Apostolos Syropoulos. New Greek Fonts and the greek option of the `babel` package. *TUGboat*, 19(4):419–425, December 1998. Available from: <http://www.tug.org/TUGboat/Articles/tb19-4/tb61becc.pdf>.
- [16] Emmanuel Beffara. Rubber Manual 1.0 [online]. July 2005. Available from: <http://www.pps.jussieu.fr/~beffara/soft/rubber/doc.html>. 57, 206
- [17] A. Berdnikov and O.A. Grineva. Some Problems with Accents in T<sub>E</sub>X: Letters with Multiple Accents and Accents Varying for Uppercase/Lowercase Letters. In *Congrès EuroT<sub>E</sub>X'98*, volume 28-29 of *Cahiers GUTenberg*, pages 44–55, St. Malo, March 1998. Available from: <http://www.gutenberg.eu.org/pub/GUTenberg/publicationsPDF/28-29-berdnikovc.pdf>.
- [18] A. Berdnikov, O. Lapko, M. Kolodin, A. Janishevsky, and A. Burykin. Alphabets Necessary for Various Cyrillic Writing Systems (Towards X2 and T2 Encodings). In *Congrès EuroT<sub>E</sub>X'98*, volume 28-29 of *Cahiers GUTenberg*, pages 33–43, St. Malo, March 1998. Available from: <http://www.gutenberg.eu.org/pub/GUTenberg/publicationsPDF/28-29-berdnikovb.pdf>.
- [19] A. Berdnikov, O. Lapko, M. Kolodin, A. Janishevsky, and A. Burykin. Cyrillic encoding for L<sup>A</sup>T<sub>E</sub>X 2<sub>ε</sub> multi-language documents. *TUGboat*, 19(4):403–416, 1998. Available from: <http://www.tug.org/TUGboat/Articles/tb19-4/tb61berd.pdf>.
- [20] A. Berdnikov, O. Lapko, M. Kolodin, A. Janishevsky, and A. Burykin. The Encoding Paradigm in L<sup>A</sup>T<sub>E</sub>X 2<sub>ε</sub> and the Projected X2 Encoding for Cyrillic Texts. In *Congrès EuroT<sub>E</sub>X*, volume 28-29 of *Cahiers GUTenberg*, pages 17–31, March 1998. Available from: <http://www.gutenberg.eu.org/pub/GUTenberg/publicationsPDF/28-29-berdnikova.pdf>.
- [21] Karl Berry. Filenames for fonts. *TUGboat*, 11(4):517–520, November 1990. Available from: <http://www.tug.org/TUGboat/Articles/tb11-4/tb30berry.pdf>. 510

- [22] Karl Berry. Fontname, September 2005. Available from: <http://www.tug.org/fontname/fontname.pdf>.
- [23] Berhanu Beyene, Manfred Kudlek, Olaf Kummer, and Jochen Metzinger. Ethiopian Language Support for the babel Package, December 1998. Universität Hamburg. Available from: <http://www.dante.de/tex-archive/language/ethiopia/ethiop/doc/ethiodoc.ps>. 40, 191, 411, 433, 434
- [24] Javier Bezos. Estilo spanish para el sistema babel, September 2003. <mailto:jbezos@wanadoo.es>. Available from: <http://filemon.mecanica.upm.es/CervanTeX/spanish.dtx>. 487
- [25] Javier Bezos. Spanish support from the babel system, February 2004. <mailto:jbezos@wanadoo.es> or <mailto:babel@braams.cistron.nl>. Available from: <http://www.dante.de/tex-archive/macros/latex/required/babel/spanish.dtx>. 485, 486
- [26] Javier Bezos. Typesetting Guaraní with T<sub>E</sub>X, July 2004. Available from: <http://www.dante.de/tex-archive/language/guarani/guarani.pdf>. 40, 193, 411, 445
- [27] Javier Bezos. The titlesec and titletoc packages, January 2005. <http://www.texytipografia.com/contact.php>. Available from: <http://www.dante.de/tex-archive/macros/latex/contrib/titlesec/titlesec.pdf>. 208, 367
- [28] Victor Boyko. The russian.sty file, January 1995. Available from: <ftp://ftp.dante.de/tex-archive/macros/latex/contrib/cmcyalt/russian.sty>. 479
- [29] Johannes Braams. Babel, a multilingual style-option system for use with L<sup>A</sup>T<sub>E</sub>X's standard document styles. *TUGboat*, 12(2):291–301, June 1991. Available from: <http://www.tug.org/TUGboat/Articles/tb12-2/tb32braa.pdf>. 411
- [30] Johannes Braams. Babel, a multilingual package for use with L<sup>A</sup>T<sub>E</sub>X's standard document classes, June 2004. <mailto:babel@braams.cistron.nl>. Available from: <http://www.dante.de/tex-archive/macros/latex/required/babel/babel.pdf>. 35, 40, 71, 186, 191, 216, 411, 412, 413, 416, 417, 418, 421, 422, 423, 426, 427, 428, 429, 430, 431, 432, 435, 436, 437, 438, 439, 440, 441, 450, 452, 453, 454, 458, 459, 460, 461, 462, 463, 467, 468, 469, 470, 471, 473, 474, 475, 477, 482, 483, 484, 485, 486, 487, 489, 490, 491, 493
- [31] Johannes Braams. Babel, a multilingual package for use with L<sup>A</sup>T<sub>E</sub>X's standard document classes (user), June 2004. <mailto:babel@braams.cistron.nl>. Available from: <http://www.dante.de/tex-archive/macros/latex/required/babel/user.pdf>. 35, 40, 71, 186, 191, 216, 411, 412, 413, 416, 417, 418, 421, 422, 423, 426, 427, 428, 429, 430, 431, 432, 435, 436, 437, 438, 439, 440, 441, 450, 452, 453, 454, 458, 459, 460, 461, 462, 463, 467, 468, 469, 470, 471, 473, 474, 475, 477, 482, 483, 484, 485, 486, 487, 489, 490, 491, 493
- [32] Johannes Braams. Dutch language support from the babel system, March 2005. <mailto:babel@braams.cistron.nl>. Available from: <http://www.dante.de/tex-archive/macros/latex/required/babel/dutch.dtx>. 412, 429
- [33] Johannes Braams. English support from the babel system, March 2005. <mailto:babel@braams.cistron.nl>. Available from: <http://www.dante.de/tex-archive/macros/latex/required/babel/english.dtx>. 429, 430, 431

- [34] Johannes Braams. Irish support from the babel system, March 2005. <mailto:babel@bramms.cistron.nl>. Available from: <http://www.dante.de/tex-archive/macros/latex/required/babel/irish.dtx>. 453
- [35] Johannes Braams. Norsk support from the babel system, March 2005. <mailto:babel@bramms.cistron.nl>. Available from: <http://www.dante.de/tex-archive/macros/latex/required/babel/norsk.dtx>. 469, 470
- [36] Johannes Braams. Welsh support from the babel system, March 2005. <mailto:babel@bramms.cistron.nl>. Available from: <http://www.dante.de/tex-archive/macros/latex/required/babel/welsh.dtx>. 493
- [37] Johannes Braams, Juan M. Aguirregabiria, and Julio Sanchez. Basque support from the babel system, March 2005. <mailto:babel@bramms.cistron.nl>, <mailto:lg.ehu.es>. Available from: <http://www.dante.de/tex-archive/macros/latex/required/babel/basque.dtx>. 418
- [38] Johannes Braams and Einar Árnason. Icelandic support from the babel system, March 2005. <mailto:babel@bramms.cistron.nl>, <mailto:einar@lif.hi.is>. Available from: <http://www.dante.de/tex-archive/macros/latex/required/babel/icelandic.dtx>. 452
- [39] Johannes Braams and Goncal Badenes. Catalan language support from the babel system, March 2005. <mailto:babel@bramms.cistron.nl>, <mailto:badenes@imec.be>. Available from: <http://www.dante.de/tex-archive/macros/latex/required/babel/catalan.dtx>. 426
- [40] Johannes Braams and Claudio Beccari. Latin support from the babel system, November 2005. <mailto:babel@bramms.cistron.nl>, <mailto:claudio.beccari@polito.it>. Available from: <http://www.dante.de/tex-archive/macros/latex/required/babel/latin.dtx>. 458, 459
- [41] Johannes Braams, Árpád Bíró, and József Bérces. Magyar support from the babel system, March 2005. <mailto:babel@bramms.cistron.nl>. Available from: <http://www.dante.de/tex-archive/macros/latex/required/babel/magyar.dtx>. 462, 463
- [42] Johannes Braams and Georgi Boshnakov. Bulgarian language support from the babel system, March 2005. <mailto:babel@bramms.cistron.nl>, <mailto:georgi.boshnakov@umist.ac.uk>. Available from: <http://www.dante.de/tex-archive/macros/latex/required/babel/bulgarian.dtx>. 422
- [43] Johannes Braams and Mustafa Burc. Turkish support from the babel system, March 2005. <mailto:babel@bramms.cistron.nl>, <mailto:rz6001@rziris01.rzz.uni-hamburg.de>. Available from: <http://www.dante.de/tex-archive/macros/latex/required/babel/turkish.dtx>. 489
- [44] Johannes Braams, David Carlisle, Alan Jeffrey, Leslie Lamport, Frank Mittelbach, Chris Rowley, and Rainer Schöpf. The L<sup>A</sup>T<sub>E</sub>X 2<sub>ε</sub> sources, 2003. Available from: <http://www.dante.de/tex-archive/macros/latex/base>.
- [45] Johannes Braams and Manuel Carriba. Galician support from the babel system, March 2005. <mailto:babel@bramms.cistron.nl>, <mailto:mcarriba@eunetcom.net>. Available from: <http://www.dante.de/tex-archive/macros/latex/required/babel/galician.dtx>. 439

- [46] Johannes Braams, Jana Chlebikova, and Tobias Schlemmer. Slovak support from the babel system, March 2005. <mailto:babel@bramms.cistron.nl>, <mailto:chlebikj@mff.uniba.cs>, <mailto:Tobias.Schlemmer@web.de>. Available from: <http://www.dante.de/tex-archive/macros/latex/required/babel/slovak.dtx>. 484
- [47] Johannes Braams, Maurizio Codogno, and Claudio Beccari. Italian support from the babel system, November 2005. <mailto:babel@bramms.cistron.nl>, <mailto:mau@beatles.cselt.stet.it>, <mailto:beccari@polito.it>. Available from: <http://www.dante.de/tex-archive/macros/latex/required/babel/italian.dtx>. 454
- [48] Johannes Braams, Victor Eijkhout, and Nico Poppelier. The development of national L<sup>A</sup>T<sub>E</sub>X styles. *TUGboat*, 10(3):401–406, November 1989. Available from: <http://www.tug.org/TUGboat/Articles/tb10-3/tb25braams.pdf>. 411
- [49] Johannes Braams and Daniel Flipo. French support from the babel system, February 2005. <mailto:babel@bramms.cistron.nl>, <mailto:Daniel.Flipo@univ-lille1.fr>. Available from: <http://www.dante.de/tex-archive/macros/latex/required/babel/frenchb.dtx>. 436, 437, 438
- [50] Johannes Braams and Fraser Grant. Scottish support from the babel system, March 2005. <mailto:babel@bramms.cistron.nl>, <mailto:fraser@cernvm>. Available from: <http://www.dante.de/tex-archive/macros/latex/required/babel/scottish.dtx>. 482
- [51] Johannes Braams and Sten Hellman. Swedish support from the babel system, March 2005. <mailto:babel@bramms.cistron.nl>, <mailto:hellman@cernvm.cern.ch>. Available from: <http://www.dante.de/tex-archive/macros/latex/required/babel/swedish.dtx>. 487
- [52] Johannes Braams, Umstatter Horst, and Robert Juhasz. Romanian support from the babel system, March 2005. <mailto:babel@bramms.cistron.nl>, <mailto:hhu@cernvm.cern.ch>, <mailto:robertj@uni-paderborn.de>. Available from: <http://www.dante.de/tex-archive/macros/latex/required/babel/romanian.dtx>. 473
- [53] Johannes Braams and Regnor Jernsletten. North Sami support from the babel system, February 2004. <mailto:babel@bramms.cistron.nl>, <mailto:Regnor.Jernsletten@sami.uit.no> or <mailto:Regnor.Jernsletten@eunet.no>. Available from: <http://www.dante.de/tex-archive/macros/latex/required/babel/samin.dtx>. 482
- [54] Johannes Braams, Mikko Kanerva, and Keranen Reino. Finnish support from the babel system, March 2005. <mailto:babel@bramms.cistron.nl>, <mailto:kanerva@cernvm>, <mailto:keranen@cernvm>. Available from: <http://www.dante.de/tex-archive/macros/latex/required/babel/finnish.dtx>. 435, 436
- [55] Johannes Braams and Peter Kleiweg. Interlingua support from the babel system, March 2005. <mailto:babel@bramms.cistron.nl>, <mailto:kleiweg@let.rug.nl>. Available from: <http://www.dante.de/tex-archive/macros/latex/required/babel/interlingua.dtx>. 453
- [56] Johannes Braams, Jörg Knappen, and Terry Mart. Bahasa indonesia support from the babel system, November 2005. <mailto:babel@bramms.cistron.nl>, <mailto:>

- joerg.knappen@alpha.ntp.springer.de, <mailto:mart@vkpmzd.kph.uni-mainz.de>. Available from: <http://www.dante.de/tex-archive/macros/latex/required/babel/bahasa.dtx>. 416
- [57] Johannes Braams, Jörg Knappen, Terry Mart, and Bob Margolis. Bahasa malaysia support from the babel system, November 2005. <mailto:babel@bramms.cistron.nl>, <mailto:joerg.knappen@alpha.ntp.springer.de>, <mailto:mart@vkpmzd.kph.uni-mainz.de>, <mailto:bob.margolis@ntlworld.com>. Available from: <http://www.dante.de/tex-archive/macros/latex/required/babel/bahasam.dtx>. 417
- [58] Johannes Braams, Olga Lapko, Vladimir Volovich, and Werner Lemberg. Russian support from the babel system, March 2005. <mailto:babel@bramms.cistron.nl>, <mailto:cyrtug@mir.msk.su>, <mailto:TeX@vvv.vsu.ru> et <mailto:wl@gnu.org>. Available from: <http://www.dante.de/tex-archive/macros/latex/required/babel/russianb.dtx>. 423, 477
- [59] Johannes Braams and Henning Larsen. Danish language support from the babel system, March 2005. <mailto:babel@bramms.cistron.nl>, <mailto:larsen@cernvm.cern.ch>. Available from: <http://www.dante.de/tex-archive/macros/latex/required/babel/danish.dtx>. 428
- [60] Johannes Braams and Boris Lavva. Hebrew language support from the babel system, March 2005. <mailto:babel@bramms.cistron.nl>. Available from: <http://www.dante.de/tex-archive/macros/latex/required/babel/hebrew.dtx>. 450
- [61] Johannes Braams and Milos Lokajicek. Czech language support from the babel system, March 2005. <mailto:babel@bramms.cistron.nl>, <mailto:lokajick@cernvm>. Available from: <http://www.dante.de/tex-archive/macros/latex/required/babel/czech.dtx>. 428
- [62] Johannes Braams, Ruiz-Altava Marti, and Knappen. Jörg. Esperanto support from the babel system, March 2005. <mailto:babel@bramms.cistron.nl>, <mailto:ruizaltb@cernvm.cern.ch>, <mailto:knappen@vkpmzd.kph.uni-mainz.de>. Available from: <http://www.dante.de/tex-archive/macros/latex/required/babel/esperanto.dtx>. 431
- [63] Johannes Braams, Dejan Muhamedagić, and Jankovic Slobodan. Serbocroatian support from the babel system, March 2005. <mailto:babel@bramms.cistron.nl>, <mailto:dejan@unix.com>, <mailto:slobodan@archimed.filfak.ac.ni.yu>. Available from: <http://www.dante.de/tex-archive/macros/latex/required/babel/serbian.dtx>. 483
- [64] Johannes Braams and Alan Paić. Croatian language support from the babel system, March 2005. <mailto:babel@bramms.cistron.nl>, <mailto:paica@cernvm.cern.ch>. Available from: <http://www.dante.de/tex-archive/macros/latex/required/babel/croatian.dtx>. 427
- [65] Johannes Braams and Bernd Raichle. German support from the babel system, February 2004. <mailto:babel@bramms.cistron.nl>, <mailto:azu.Informatik.Uni-Stuttgart.de>. Available from: <http://www.dante.de/tex-archive/macros/latex/required/babel/germanb.dtx>. 440



- [66] Johannes Braams, Bernd Raichle, and Walter Schmidt. New german support from the babel system, February 2004. <mailto:babel@bramms.cistron.nl>, <mailto:raichle@azu.Informatik.Uni-Stuttgart.de>. Available from: <http://www.dante.de/tex-archive/macros/latex/required/babel/ngermanb.dtx>. 467, 468
- [67] Johannes Braams and Jose Pedro Ramalhete. Portuguese support from the babel system, March 2005. <mailto:babel@bramms.cistron.nl>, <mailto:jramalhe@cernvm> or [mailto:Jose-Pedro\\_Ramalhete@macmail](mailto:Jose-Pedro_Ramalhete@macmail). Available from: <http://www.dante.de/tex-archive/macros/latex/required/babel/portuges.dtx>. 421, 473
- [68] Johannes Braams and Christian Rolland. Breton language support from the babel system, March 2005. <mailto:babel@bramms.cistron.nl>, <mailto:Christian.Rolland@univ-brest.fr>. Available from: <http://www.dante.de/tex-archive/macros/latex/required/babel/breton.dtx>. 421
- [69] Johannes Braams and Enn Saar. Estonian support from the babel system, March 2005. <mailto:babel@bramms.cistron.nl>, <mailto:saar@aai.ee>. Available from: <http://www.dante.de/tex-archive/macros/latex/required/babel/estonian.dtx>. 432
- [70] Johannes Braams, Elmar Schalueck, and Michael Janich. Polish support from the babel system, March 2005. <mailto:babel@bramms.cistron.nl>, <mailto:elmar@uni-paderborn.de>, <mailto:massa@uni-paderborn.de>. Available from: <http://www.dante.de/tex-archive/macros/latex/required/babel/polish.dtx>. 471
- [71] Johannes Braams and Andriy Shvaika. Ukrainian support from the babel system, March 2005. <mailto:babel@bramms.cistron.nl>, <mailto:ashv@icmp.lviv.ua>. Available from: <http://www.dante.de/tex-archive/macros/latex/required/babel/ukraineb.dtx>. 490
- [72] Johannes Braams and Apostolos Syropoulos. Greek support from the babel system, March 2005. <mailto:babel@bramms.cistron.nl>, <mailto:apostolo@platon.ee.duth.gr> or <mailto:apostolo@obelix.ee.duth.gr>. Available from: <http://www.dante.de/tex-archive/macros/latex/required/babel/greek.dtx>. 441
- [73] Johannes Braams and Eduard Werner. Lower Sorbian support from the babel system, March 2005. <mailto:babel@bramms.cistron.nl>, <mailto:edi@kaihh.hanse.de>. Available from: <http://www.dante.de/tex-archive/macros/latex/required/babel/lisorbian.dtx>. 461
- [74] Johannes Braams and Eduard Werner. Upper Sorbian support from the babel system, March 2005. <mailto:babel@bramms.cistron.nl>, <mailto:edi@kaihh.hanse.de>. Available from: <http://www.dante.de/tex-archive/macros/latex/required/babel/usorbian.dtx>. 491
- [75] Johannes Braams and Adi Zaimi. Albanian support from the babel system, November 2005. <mailto:babel@bramms.cistron.nl>, <mailto:zami1st@yahoo.com>. Available from: <http://www.dante.de/tex-archive/macros/latex/required/babel/albaban.dtx>. 413
- [76] Johannes Braams, Danilo Zavrtanik, and Leon Žlajpah. Slovene support from the babel system, March 2005. <mailto:babel@bramms.cistron.nl>, <mailto:leon.zlajpah@ijs.si>. Available from: <http://www.dante.de/tex-archive/macros/latex/required/babel/slovene.dtx>. 484



- [77] Felix Braun. Die Documentklasse jura, July 1998. <mailto:fbraun@atdot.org>. Available from: <http://www.dante.de/tex-archive/macros/latex/contrib/jura/>. 184, 194, 366
- [78] Peter Breitenlohner. *The  $\varepsilon$ -T<sub>E</sub>X manual*. The  $\mathcal{N}$ -S Team, Max-Planck-Institut für Physik, München, February 1998. Available from: [http://www.dante.de/tex-archive/systems/e-tex/v2/doc/etex\\_man.pdf](http://www.dante.de/tex-archive/systems/e-tex/v2/doc/etex_man.pdf). 189
- [79] David Carlisle. The xr package, May 1994. <mailto:carlisle@cs.man.ac.uk>. Available from: <http://www.dante.de/tex-archive/macros/required/tools/xr.dtx>. 25, 210, 274
- [80] David Carlisle. The xr-hyper package, March 2000. Available from: <http://www.dante.de/tex-archive/macros/latex/contrib/hyperref/xr-hyper.sty>. 210
- [81] Otfried Cheong. Using TrueType Fonts in PdfL<sup>A</sup>T<sub>E</sub>X [online]. September 2005. Available from: <http://ipe.comp.geom.org/pdfTEX.html>. <mailto:otfried@tclab.kaist.ac.kr>.
- [82] Pai H. Chou. How to make L<sup>A</sup>T<sub>E</sub>X (teT<sub>E</sub>X) handle unicode and CJK in MacOSX [online]. December 2004. Available from: <http://www.ece.uci.edu/~chou/unicode-tex.html>. <mailto:chou@ece.uci.edu>.
- [83] Steven Douglas Cochran. The subfigure package, March 1995. <mailto:sds@cs.cmu.edu>, <mailto:cochran@ieee.org>. Available from: <http://www.dante.de/tex-archive/obsolete/macros/latex/contrib/subfigure/subfigure.pdf>. 30, 113, 207, 208
- [84] Steven Douglas Cochran. The captcont package, February 2002. <mailto:sds@cs.cmu.edu>, <mailto:cochran@ieee.org>. Available from: <http://www.dante.de/tex-archive/macros/latex/contrib/captcont/>. 49, 72, 186, 222, 239
- [85] Steven Douglas Cochran. The subfig Package, January 2004. <mailto:sds@cs.cmu.edu>, <mailto:cochran@ieee.org>. Available from: <http://www.dante.de/tex-archive/macros/latex/contrib/subfig/subfig.pdf>. 30, 115, 186, 207, 208, 209, 352
- [86] Oliver Corff. MonT<sub>E</sub>X – A Quick Guide (*draft*), July 2002. <mailto:corff@zedat.fu-berlin.de>. Available from: <http://www.dante.de/tex-archive/language/mongolian/montex/doc/mlsquick.pdf>. 40, 181, 198, 411, 418, 419, 420, 424, 466, 478, 494, 495
- [87] Oliver Corff. Infosystem Mongolei [online]. July 2004. Available from: <http://userpage.fu-berlin.de/~corff/infomong.html>. An Internet-based Journal on Mongolian Affairs. 198
- [88] Oliver Corff and Dorjpalam Dorj. MonT<sub>E</sub>X – mongolian for L<sup>A</sup>T<sub>E</sub>X 2<sub>ε</sub>, Implementation Level System Documentation, July 2002. <mailto:corff@zedat.fu-berlin.de>. Available from: <http://www.dante.de/tex-archive/language/mongolian/montex/doc/montex.pdf>. 40, 181, 198, 411, 418, 419, 420, 424, 466, 478, 494, 495
- [89] Serguei Dachian, Arnak Dalalyan, and Vardan Vakopian. ArmT<sub>E</sub>X: a System for Writing in Armenian with T<sub>E</sub>X and L<sup>A</sup>T<sub>E</sub>X (written in armenian), June 1999. <mailto:Serguei.Dachian@univ-lemans.fr>. Available from: <http://www.dante.de/tex-archive/language/armtex/v2.0/manual.ps>. 40, 185, 411, 415

- [90] Bernard Desgraupes. *LT<sub>E</sub>X, Apprentissage, guide et référence*. Vuibert, Paris, second edition, 2003.
- [91] Jean-Pierre F. Drucbert. The shorttoc package, August 2002. <mailto:jean-pierre.drucbert@onera.fr>. Available from: <http://www.dante.de/tex-archive/macros/latex/contrib/shorttoc/shorttoc.dtx>. 18, 207
- [92] Jean-Pierre F. Drucbert. Le paquetage minitoc, July 2006. <mailto:jean-pierre.drucbert@onera.fr>. Available from: <http://www.dante.de/tex-archive/macros/latex/contrib/minitoc/fminitoc.pdf>. 392
- [93] Jean-Pierre F. Drucbert. The minitoc package, July 2006. <mailto:jean-pierre.drucbert@onera.fr>. Available from: <http://www.dante.de/tex-archive/macros/latex/contrib/minitoc/minitoc.pdf>. 392
- [94] Victor Eijkhout. The comment package, October 1999. <mailto:victor@eijkhout.net>. Available from: <http://www.dante.de/tex-archive/macros/latex/contrib/comment/>.
- [95] Mike Fabian. CJK Support in SuSe Linux, March 2005. Available from: <http://www.suse.de/~mfabian/suse-cjk.pdf>.
- [96] Robin Fairbairns. The UK T<sub>E</sub>X FAQ. Your 396 Questions Answered, November 2005. Version 3.15a. Available from: <ftp://cam.ctan.org/tex-archive/help/uk-tex-faq/newfaq.pdf>.
- [97] Michael J. Ferguson. Report on multilingual activities. *TUGboat*, 11(4):514–516, November 1990.
- [98] Chuck Genschte and John Warnock. PDF Reference, November 2004. Available from: <http://partners.adobe.com/public/developer/en/pdf/PDFReference16.pdf>. 204
- [99] Helen Gilhooly and Rozenn Etienne. *Lire et écrire le japonais*. Langues orientales. Larousse, Paris, March 2006. Translation and adaptation to french by Cécile DESPRAIRIES.
- [100] Michel Goossens and Sebastian Rahtz. *The LT<sub>E</sub>X Web Companion: Integrating T<sub>E</sub>X, HTML, and XML*. Tools and Techniques for Computer Typesetting. Addison-Wesley, Reading, Massachusetts, May 1999. With Eitan M. GURARI, Ross MOORE and Robert S. SUTOR.
- [101] Norman Gray. The urlbst package, June 2005. <http://www.astro.gla.ac.uk/users/norman/>. Available from: <http://www.tug.org/tex-archive/macros/latex/contrib/urlbst/urlbst.pdf>. 193, 205, 221, 537
- [102] Thorsten Hansen. The bibunits package, May 2004. <mailto:thorsten.hansen@psychol.uni-giessen.de>. Available from: <http://www.dante.de/tex-archive/macros/latex/contrib/bibunits/bibunits.pdf>. 56, 186, 200
- [103] Thorsten Hansen. The multibib package, January 2004. <mailto:thorsten.hansen@psychol.uni-giessen.de>. Available from: <http://www.dante.de/tex-archive/macros/latex/contrib/multibib/multibib.pdf>. 56, 200

- [104] Patrick Happel. The `lipsum` package, January 2005. <mailto:patrick.happel@rub.de>. Available from: <http://www.dante.de/tex-archive/macros/latex/contrib/lipsum/lipsum.pdf>. 196, 541
- [105] Yannis Haralambous. *Fontes et codages*. O'Reilly France, April 2004. 445, 448, 449
- [106] Yannis Haralambous and John Plaice. First applications of  $\Omega$ : Greek. Arabic, Khmer, Poetica, ISO 10646/Unicode, etc. *TUGboat*, 15(3):344–352, 1994.
- [107] Yannis Haralambous and John Plaice.  $\Omega$ , a  $\text{\TeX}$  extension including Unicode and featuring lex-like filtering processes. In Wlodek Bzyl and Plata-Przechlewski, editors, *Proceedings of the European  $\text{\TeX}$  Conference*, pages 153–166, Gdnask, Poland, 1994. GUST. 507
- [108] Yannis Haralambous and John Plaice. The Design and Use of a Multiple-Alphabet Font with Omega. *MAPS*, 27:27–37, 2000. Available from: [http://www.ntg.nl/maps/pdf/24\\_7.pdf](http://www.ntg.nl/maps/pdf/24_7.pdf).
- [109] Yannis Haralambous, John Plaice, and Éric Picheral.  $\Omega$ , une extension de  $\text{\TeX}$  incluant UNICODE et des filtres de type lex. *Cahiers GUTenberg*, 20:55–80, June 1995. French translation of [107].
- [110] Alexander Harin and Vadim V. Zhytnikov. The `cmcyralt.sty` file, December 1994. Available from: <ftp://ftp.dante.de/tex-archive/macros/latex/contrib/cmcyralt/cmcyralt.sty>. 479
- [111] Stephan Hennig. The `mcaption` package, September 2005. <mailto:stephanhennig@arcor.de>. Available from: <http://www.dante.de/tex-archive/macros/latex/contrib/mcaption/mcaption.pdf>. 49, 68, 197, 240
- [112] Alan Hoenig.  *$\text{\TeX}$  Unbound*. Oxford University Press, 1998.
- [113] Ikeda.  $\text{p}\text{\LaTeX} 2_{\epsilon}$ , September 2001. In japanese, <mailto:ike@kobitosan.net>. Available from: <http://www.kobitosan.net/ike/latex/handhtml/index.html>. 205
- [114] Alan Jeffrey. PostScript font support in  $\text{\LaTeX} 2_{\epsilon}$ . *TUGboat*, 15(3):263–268, September 1994. Available from: <http://www.tug.org/TUGboat/Articles/tb15-3/tb44jeff.pdf>.
- [115] Zhuhan Jiang. The `vruler` package, October 1996. <mailto:zhuhan@neumann.une.edu.au>, and look at <http://www.dante.de/tex-archive/help/Catalogue/entries/vruler.html>. Available from: <http://www.dante.de/tex-archive/macros/latex/contrib/misc/vruler.sty>.
- [116] David M. Jones. `hangcaption.sty`, August 1992. <mailto:dmjones@theory.lcs.mit.edu>. Available from: <http://www.dante.de/tex-archive/macros/latex209/contrib/misc/hangcaption.sty>. 193
- [117] Donald E. Knuth. *Computer Modern Typefaces*, volume E of *Computers and Typesetting*. Addison-Wesley, Reading, Massachusetts, 1986. 33, 189
- [118] Donald E. Knuth. *The  $\text{\TeX}$ book*, volume A of *Computers and Typesetting*. Addison-Wesley, Reading, Massachusetts, 16th edition, 1989. Revised to cover  $\text{\TeX}$ 3, 1991. 187, 195, 208, 209, 508

- [119] Donald E. Knuth. *The METAFONTbook*, volume C of *Computers and Typesetting*. Addison-Wesley, Reading, Massachusetts, 1993. With the final corrections of 1993. 189
- [120] Donald E. Knuth. *Le T<sub>E</sub>Xbook, Composition informatique*. Vuibert, Paris, 2003. Translation in french of [118], by Jean-Côme CHARPENTIER. 195
- [121] Un Koaunghi. H<sub>L</sub>T<sub>E</sub>X: a L<sub>A</sub>T<sub>E</sub>X package for the Korean language support, April 2005. Written in korean. Available from: <http://www.dante.de/tex-archive/language/korean/HLaTeX/hlguide.pdf>. 181, 193, 411, 448, 449
- [122] Helmut Kopka and Patrick W. Daly. *Guide to E<sub>T</sub><sub>X</sub>*. Tools and Techniques for Computer Typesetting. Addison Wesley, Reading, Massachusetts, fourth edition, 2004. 204
- [123] Siep Kroonenberg. NFSS: using font families in L<sub>A</sub>T<sub>E</sub>X 2<sub>ε</sub>. *MAPS*, 11:52–54, 1999. <mailto:siepo@cybercomm.nl>. Available from: [http://www.ntg.nl/maps/pdf/22\\_13.pdf](http://www.ntg.nl/maps/pdf/22_13.pdf).
- [124] Alexej M. Kryukov. Typesetting multilingual documents with ANTOmega, September 2003. Available from: <http://www.dante.de/tex-archive/systems/omega/contrib/antomega/doc/omega/antomega/antomega.pdf>. 40, 184, 411, 442, 443, 444, 459, 471, 475, 476, 485, 486
- [125] Frank Küster. `alnumsec.sty`: Using alphanumeric section numbering with standard sectioning commands, February 2005. [frank@kuesterei.ch](mailto:frank@kuesterei.ch). Available from: <http://www.dante.de/tex-archive/macros/latex/contrib/alnumsec/>. 49, 72, 184, 222, 239
- [126] Thomas Lachand-Robert. *La maîtrise de T<sub>E</sub>X et E<sub>T</sub><sub>X</sub>*. Masson, Paris, 1995.
- [127] Klaus Lagally. ArabT<sub>E</sub>X—Typetting Arabic with vowels and ligatures. In *Proceedings of the 7th European T<sub>E</sub>X Conference*, pages 153–172, Prague, 1992. CsTUG. <mailto:lagallyk@acm.org>. Available from: [http://www.ntg.nl/maps/pdf/20\\_22.pdf](http://www.ntg.nl/maps/pdf/20_22.pdf). 35, 40, 185, 411, 413, 414, 450
- [128] Klaus Lagally. ArabT<sub>E</sub>X Version 3, October 2003. <mailto:lagallyk@acm.org>. Available from: <http://www.dante.de/tex-archive/language/arabtex/doc/html/arabtex.htm>. 35, 40, 185, 411, 413, 414, 450
- [129] Leslie Lamport. *E<sub>T</sub><sub>X</sub>: A Document Preparation System: User's Guide and Reference Manual*. Addison-Wesley, Reading, Massachusetts, second edition, 1994. 53, 195
- [130] Leslie Lamport, Frank Mittelbach, and Johannes Braams. Standard Document Classes for L<sub>A</sub>T<sub>E</sub>X version 2<sub>ε</sub>, September 1999. Available from: <http://www.dante.de/tex-archive/macros/latex/base/classes.dtx>. 181
- [131] Olga Lapko. The floatrow package, July 2005. <mailto:Lapko.O@g23.relcom.ru>. Available from: <http://www.dante.de/tex-archive/macros/latex/contrib/floatrow/floatrow.pdf>. 28
- [132] Olga Lapko and Irina Makhovaya. The Style russianb for Babel: Problems and solutions. *TUGboat*, 16(4):364–372, 1995. Available from: <http://www.tug.org/TUGboat/Articles/tb16-4/tb49olga.pdf>. 35, 423, 477

- [133] Olga G. Lapko. Full Cyrillic: How Many Languages? In M. Burbank and C. Thiele, editors, *Proceedings of TUG'96*, pages 164–170, Dubna, 1996. JINR. Available from: <http://www.tug.org/TUGboat/Articles/tb17-2/tb51olga.pdf>.
- [134] L<sup>A</sup>T<sub>E</sub>X3 Project Team. Default docstrip headers. *TUGboat*, 19(2):137–138, June 1998. Available from: <http://www.tug.org/TUGboat/Articles/tb19-2/tb59ltdocstrip.pdf>.
- [135] L<sup>A</sup>T<sub>E</sub>X3 Project Team. L<sup>A</sup>T<sub>E</sub>X 2<sub>ε</sub> Kernel (Output Routine), July 2000. Available from: <http://www.dante.de/tex-archive/macros/latex/base/loutput.dtx>. 28, 204, 387
- [136] L<sup>A</sup>T<sub>E</sub>X3 Project Team. L<sup>A</sup>T<sub>E</sub>X 2<sub>ε</sub> for authors, July 2001. Available from: <http://www.dante.de/tex-archive/macros/latex/doc/usrguide.pdf>. 181
- [137] L<sup>A</sup>T<sub>E</sub>X3 Project Team. L<sup>A</sup>T<sub>E</sub>X 2<sub>ε</sub> for class and package writers, December 2003. Available from: <http://www.dante.de/tex-archive/macros/latex/doc/clsguide.pdf>. 181
- [138] L<sup>A</sup>T<sub>E</sub>X3 Project Team. L<sup>A</sup>T<sub>E</sub>X 2<sub>ε</sub> font selection, February 2004. Available from: <http://www.dante.de/tex-archive/macros/latex/doc/fntguide.pdf>. 181, 200, 257, 335, 338
- [139] L<sup>A</sup>T<sub>E</sub>X3 Project Team. L<sup>A</sup>T<sub>E</sub>X font encodings, January 2006. Available from: <http://www.dante.de/tex-archive/macros/latex/doc/encguide.pdf>. 191, 200
- [140] Werner Lemberg. The CJK package for L<sup>A</sup>T<sub>E</sub>X 2<sub>ε</sub> — Multilingual support beyond babel. *TUGboat*, 18(3):214–224, 1997. Available from: <http://www.tug.org/TUGboat/Articles/tb18-3/cjkintro600.pdf>. 35, 40, 188, 207, 208, 411, 426, 427, 445, 446, 447, 448, 449, 455, 456, 457, 488
- [141] Werner Lemberg. The CJK package [online]. August 2005. Available from: <http://cjk.ffii.org/>. 35, 40, 188, 207, 208, 411, 426, 427, 445, 446, 447, 448, 449, 455, 456, 457, 488
- [142] Knut Lickert. L<sup>A</sup>T<sub>E</sub>X 2<sub>ε</sub> for people in associations: `minutes.sty`, January 2001. Available from: <http://www.dante.de/tex-archive/macros/latex/contrib/minutes/>. 198, 258, 359
- [143] Ulf A. Lindgren. FncyChap V1.33, August 2005. <mailto:ulf.a.lindgren@ericsson.com>. Available from: <http://www.dante.de/tex-archive/macros/latex/contrib/fncychap/fncychap.pdf>. 49, 71, 192, 222, 238
- [144] Anselm Lingnau. An Improved Environment for Floats, November 2001. <mailto:anselm@strathspey.org>. Available from: <http://www.dante.de/tex-archive/macros/latex/contrib/float/float.dtx>. 28
- [145] Maurizio Loreti. The `sfheaders` package, September 1997. <mailto:loreti@padova.infn.it> and <http://wwwcdf.pd.infn.it/~loreti/mlo.html>. Available from: <http://www.dante.de/tex-archive/macros/latex/contrib/sfheaders/>. 49, 71, 207, 222, 239
- [146] Ken Lunde. *Understanding Japanese Information Processing*. O'Reilly & Associates, Inc, September 1993. 181, 188, 510

- [147] Ken Lunde. Online companion of “Understanding Japanese Information Processing”, 1996. See [146]. Available from: <ftp://ftp.ora.com/pub/examples/nutshell/ujip/doc/cjk.inf>. 181, 188
- [148] Nicolas Markey. Tame the BeaST (The B to X of BibT<sub>E</sub>X). <mailto:markey@lsv.ens-cachan.fr>, June 2005. Available from: [http://www.dante.de/tex-archive/info/bibtex/tamethebeast/ttb\\_en.pdf](http://www.dante.de/tex-archive/info/bibtex/tamethebeast/ttb_en.pdf). 181, 186
- [149] Sven Mattisson. S<sub>L</sub>T<sub>E</sub>X: swedish speaking version of L<sub>A</sub>T<sub>E</sub>X, November 1989. <mailto:sven@tde.lu.se>. Available from: <http://ftp.dante.de/tex-archive/language/swedish/slatex/slatex.1>. 40, 207, 488
- [150] Rowland McDonnell. The sectsty package v2.0.2, April 2002. <mailto:rowland.mcdonnell@physics.org>. Available from: <http://www.dante.de/tex-archive/macros/latex/contrib/sectsty/>. 49, 66, 126, 206, 220, 238
- [151] Frank Mittelbach.  $\epsilon$ -T<sub>E</sub>X: Guidelines for future T<sub>E</sub>X. *TUGboat*, 11(3):337–345, September 1990. Available from: <http://www.tug.org/TUGboat/Articles/tb11-3/tb29mitt.pdf>.
- [152] Frank Mittelbach. Comments on “Filenames for Fonts” [21]. *TUGboat*, 13(1):51–53, April 1992. Available from: <http://www.tug.org/TUGboat/Articles/tb13-1/tb34mittfont.pdf>.
- [153] Frank Mittelbach. An environment for multicolumn output, July 2000. <mailto:Frank.Mittelbach@latex-project.org>. Available from: <http://www.dante.de/tex-archive/macros/required/tools/multicol.pdf>. 118, 119
- [154] Frank Mittelbach. The doc and shortverb packages, January 2004. Available from: <http://www.tug.org/tex-archive/macros/latex/base/doc.dtx>.
- [155] Frank Mittelbach, Denys Duchier, Johannes Braams, Marcin Woliński, and Mark Wooding. The docstrip program, January 2004. Available from: <http://www.tug.org/tex-archive/macros/latex/base/docstrip.dtx>.
- [156] Frank Mittelbach, Michel Goossens, Johannes Braams, David Carlisle, and Chris Rowley. *The L<sub>A</sub>T<sub>E</sub>X Companion 2*. Tools and Techniques for Computer Typesetting. Addison-Wesley Professional, Reading, Massachusetts, 2004. 28, 131, 181, 196, 204, 208, 387
- [157] Frank Mittelbach, Michel Goossens, Johannes Braams, David Carlisle, and Chris Rowley. *L<sub>A</sub>T<sub>E</sub>X Companion*. Pearson Éducation France, Paris, second edition, 2005. French translation by Jacques ANDRÉ, Benoît BELET, Jean-Côme CHARPENTIER, Jean-Michel HUFFLEN, and Yves SOULET. 531
- [158] Frank Mittelbach and Chris Rowley. Language Information in Structured Documents: A Model for Mark-up and Rendering. *TUGboat*, 18(3):199–205, September 1997. Available from: <http://www.tug.org/TUGboat/Articles/tb18-3/tb56lang.pdf>.
- [159] Young Joon Moon. How to make and view a Japanese PDF file, June 2002. <mailto:director@research-j.org>. Available from: <http://e-japanese-online.com/english/japanese-computing/platex/Free-Japanese-PDF-authoring-EV003.pdf>.



- [160] Sergei O. Naoumov. LaTeX2e support for LH family of fonts, April 1995. Available from: <http://web.mit.edu/textsrc/source/latex/LH/russian.sty>. 480
- [161] Frank Neukam, Markus Kohm, Axel Kielhorn, and Jens-Uwe Morawski. The KOMA-Script Bundle, March 2005. Available from: <http://www.dante.de/tex-archive/macros/latex/contrib/koma-script/scrguien.pdf>. 38, 46, 58, 70, 145, 181, 186, 195, 220, 221, 366
- [162] Heiko Oberdiek. PDF information and navigation elements with hyperref, pdfTeX, and thumbpdf. In *EuroTeX'99 Proceedings*. TUG, 1999. Available from: <http://www.dante.de/tex-archive/macros/latex/contrib/hyperref/doc/paper.pdf>.
- [163] Tobias Oetiker, Hubert Partl, Helene Hyna, and Elisabeth Schlegl. Une courte (?) introduction à L<sup>A</sup>T<sub>E</sub>X 2<sub>ε</sub>. *Cahiers GUTenberg*, Hors-série numéro 2, February 2003. French translation of [164] by Matthieu Herrb, adaptation and complements by Daniel Flipo. Available from: <http://www.dante.de/tex-archive/info/lshort/french/flshort-3.20.pdf>. 181
- [164] Tobias Oetiker, Hubert Partl, Helene Hyna, and Elisabeth Schlegl. The Not So Short Introduction to L<sup>A</sup>T<sub>E</sub>X 2<sub>ε</sub>, May 2006. Available from: <http://www.dante.de/tex-archive/info/lshort/english/lshort.pdf>. 181, 189, 195, 511
- [165] Mariuz Olko and Marcin Woliński. L<sup>A</sup>T<sub>E</sub>X 2<sub>ε</sub> po polsku czyli PL<sup>A</sup>T<sub>E</sub>X (wersja 1.3.1), May 2003. Available from: <http://www.tug.org/tex-archive/macros/latex/contrib/platex/polski.dtx>. 40, 205, 472
- [166] Palash Baran Pal. Bangtex: a package for typesetting documents in Bangla using the T<sub>E</sub>X/L<sup>A</sup>T<sub>E</sub>X systems [online]. January 2001. Available from: <http://www.saha.ac.in/theory/palashbaran.pal/bangtex/bangtex.html>. 40, 186, 411, 417
- [167] Minje Byeng-sen Park. *Histoire de l'imprimerie coréenne des origines à 1910*. Maison-Neuve & Larose, Paris, 2003. 445, 448, 449
- [168] Oren Patashnik. B<sub>B</sub>T<sub>E</sub>Xing, February 1988. Documentation for general B<sub>B</sub>T<sub>E</sub>X users. Available from: <http://www.dante.de/tex-archive/biblio/bibtex/contrib/doc/btxdoc.pdf>. 186
- [169] Oren Patashnik. Designing B<sub>B</sub>T<sub>E</sub>X styles, February 1988. The part of B<sub>B</sub>T<sub>E</sub>X's documentation that's not meant for general users. Available from: <http://www.dante.de/tex-archive/biblio/bibtex/contrib/doc/btxhak.pdf>. 186
- [170] Jonathan Pechta, Federico Zenith, Holger Danielsson, and Jeroen Wijnhout. CJK Support [online]. March 2006. Available from: <http://sourceforge.net/Documentation/html/cjk.html>. Part of [172].
- [171] Jonathan Pechta, Federico Zenith, Holger Danielsson, and Jeroen Wijnhout. Document Encoding [online]. March 2006. Available from: <http://sourceforge.net/Documentation/html/lang.html>. Part of [172].
- [172] Jonathan Pechta, Federico Zenith, Holger Danielsson, and Jeroen Wijnhout. The Kile Handbook [online]. March 2006. Available from: <http://sourceforge.net/Documentation/html/>. 511

- [173] Karel Píška. Cyrillic Alphabets. In M. Burbank and C. Thiele, editors, *Proceedings of TUG'96*, pages 1–7, Dubna, 1996. JINR. Available from: <http://www.tug.org/TUGboat/Articles/tb17-2/tb51pisk.pdf>.
- [174] John Plaice and Yannis Haralambous. The latest developments in  $\Omega$ . *TUGboat*, 17(2):181–183, June 1996. Available from: <http://omega.enstb.org/papers/latest-omega9papers/latest-omega96.pdf>.
- [175] John Plaice and Yannis Haralambous. Typesetting French, German and English in  $\Omega$ . In *Congrès EuroT<sub>E</sub>X'98*, volume 28-29 of *Cahiers GUTenberg*, St. Malo, March 1998.
- [176] Sebastian Rahtz and Heiko Oberdiek. The hyperref package [online]. August 2003. Available from: <http://www.tug.org/applications/hyperref>. This page points to the package documentation and its distribution. 58, 68, 194, 198, 210, 218, 237, 370
- [177] Sebastian Rahtz and Heiko Oberdiek. Hypertext marks in L<sup>A</sup>T<sub>E</sub>X: a manual for hyperref, February 2004. Available from: <http://www.dante.de/tex-archive/macros/latex/contrib/hyperref/doc/manual.pdf>. 120
- [178] Bernd Raichle, Rolf Niepraschk, and Thomas Hafner. Fragen und Antworten (FAQ) über das Textsatzsystem T<sub>E</sub>X und DANTE, Deutschsprachige Anwendervereinigung T<sub>E</sub>X e.V., September 2003. Version 72. Available from: <http://www.dante.de/faq/de-tex-faq/de-tex-faq.pdf>.
- [179] Adrian Rezuş and Bernd Raichle. Romanian T<sub>E</sub>X, October 1996. <mailto:adriaan@cs.kun.nl>. Available from: <http://www.dante.de/tex-archive/language/romanian/RomanianTeX/romanian.dtx>. 474
- [180] Chris Rowley. Models and languages for formatted documents. *TUGboat*, 20(3):189–195, September 1999. Available from: <http://www.tug.org/TUGboat/Articles/tb29-3/tb64rowl.pdf>.
- [181] Young Ryu. The TX Fonts, December 2000. Available from: <http://www.dante.de/tex-archive/fonts/txfonts/doc/txfontsdockA4.pdf>. 33
- [182] Axel Sommerfeldt. The caption2 package, November 2005. <mailto:caption@sommerfee.de>. Available from: <http://www.dante.de/tex-archive/macros/latex/contrib/caption/caption2.pdf>. 49, 68, 186, 240
- [183] Axel Sommerfeldt. The caption package, January 2006. <mailto:caption@sommerfee.de>. Available from: <http://www.dante.de/tex-archive/macros/latex/contrib/caption/caption.pdf>. 49, 68, 186, 240
- [184] Axel Sommerfeldt. Setzen von Abbildungs- und Tabellenbeschriftungen mit dem caption-Paket, January 2006. <mailto:caption@sommerfee.de>. Available from: <http://www.dante.de/tex-archive/macros/latex/contrib/caption/anleitung.pdf>.
- [185] Meknavin Surapant, Karoonboonyanan Theppitak, Silpa-Anan Chanop, and Veerathanabutr Poonlap. The thailatex package, March 2006. <mailto:surapan@nectec.or.th>. Available from: <http://www.dante.de/tex-archive/language/thailatex/>. 208, 488



- [186] Daniel Taupin<sup>†</sup>. The varsects package, November 1998. Available from: <http://www.dante.de/tex-archive/macros/latex/contrib/taupin/varsects.sty>. 49, 68, 210, 221, 238
- [187] Thế Hàn Thành. The pdfT<sub>E</sub>X Program. In *EuroT<sub>E</sub>X'98 Proceedings*, volume 28-29 of *Cahiers GUTenberg*, pages 197–219, March 1998. Available from: <http://www.gutenberg.eu.org/pub/GUTenberg/publicationsPDF/28-29-han.pdf>.
- [188] Thế Hàn Thành. Micro-typographic extensions to the T<sub>E</sub>X typesetting system. *TUGboat*, 21(4):317–434, October 2000. Doctoral dissertation (Faculty of Informatics, Masarik University, Brno, Czech Republic). Available from: <http://www.tug.org/TUGboat/Articles/tb21-4/tb69thanh.pdf>.
- [189] Thế Hàn Thành, Sebastian Rahtz, Hans Hagen, Hartmut Henkel, and Paweł Jackowski. *The pdfT<sub>E</sub>X user manual*, February 2006. Available from: <http://www.dante.de/tex-archive/systems/pdftex/manual/pdftex-a.pdf>.
- [190] Karsten Tinnfeld. The quotchap document style, February 1998. [tinnfeld@irb.cs.uni-dortmund.de](mailto:tinnfeld@irb.cs.uni-dortmund.de). Available from: <http://www.dante.de/tex-archive/macros/latex/contrib/quotchap/>. 49, 71, 205, 222, 238
- [191] Hideo Umeki. The geometry package, July 2002. <mailto:hideo.umeki@toshiba.co.jp>. Available from: <http://www.dante.de/tex-archive/contrib/macros/latex/contrib/geometry/manual.pdf>. 119
- [192] The Unicode Standard [online]. February 2006. Available from: <http://unicode.org>.
- [193] Thomas van Oudenhove. Bibliographie avec BibT<sub>E</sub>X, 2003. Available from: [http://www.enstimac.fr/~vanouden/LaTeX/contrib/Pres\\_Bibtex.tar.gz](http://www.enstimac.fr/~vanouden/LaTeX/contrib/Pres_Bibtex.tar.gz).
- [194] Suki K. Venkatesan. Moving from bytes to words to semantics. *TUGboat*, 26(2):165–169, August 2005. Proceedings of the 2005 Annual Meeting. 445
- [195] C. F. Voegelin and F. M. Voegelin. *Classification and Index of the World Languages*. Academic Press, 1977.
- [196] Vladimir Volovich, Werner Lemberg, and L<sup>A</sup>T<sub>E</sub>X3 Project Team. Cyrillic language support in L<sup>A</sup>T<sub>E</sub>X, March 1999. Available from: <http://www.dante.de/tex-archive/macros/latex/doc/cyrguide.pdf>. 181
- [197] Stephan P. von Bechtolsheim. T<sub>E</sub>X in practice: Comments on a 4-volumes, 1400-pages series on T<sub>E</sub>X. *TUGboat*, 11(3):409–412, September 1990. <http://www.tug.org/TUGboat/Articles/tb11-3/tb29bechtolsheim.pdf>.
- [198] Stephan P. von Bechtolsheim. *T<sub>E</sub>X in Practice*. Springer Verlag, Berlin, Germany / Heidelberg, Germany / London, UK / etc., 1992.

- |                                 |                     |
|---------------------------------|---------------------|
| 1. Basics.                      | 3. Tokens, Macros.  |
| 2. Paragraphs, Maths and Fonts. | 4. Output Routines. |

(Une approche progressive des secrets de T<sub>E</sub>X). 241

- [199] Staszek Wawrykiewicz.  $\text{\LaTeX}$  i  $\text{\pdf\LaTeX}$ , May 2005. In polish, <mailto:staw@gust.org.pl>. Available from: <http://www.gust.org.pl/doc/poczatki/latex.html>. 40, 205, 472
- [200] Peter R. Wilson. The `stdclsdv` package, July 2000. <mailto:herries.press@earthlink.net>. Available from: <http://www.dante.de/tex-archive/macros/latex/contrib/stdclsdv/stdclsdv.pdf>. 206, 207
- [201] Peter R. Wilson. The `needspace` package, January 2003. <mailto:herries.press@earthlink.net>. Available from: <http://www.dante.de/tex-archive/macros/latex/contrib/misc/needspace.sty>. 53, 200
- [202] Peter R. Wilson. The `tocloft` package, September 2003. <mailto:herries.press@earthlink.net>. Available from: <http://www.dante.de/tex-archive/macros/latex/contrib/tocloft/tocloft.pdf>. 40, 60, 67, 119, 126, 186, 209, 367
- [203] Peter R. Wilson. The `abstract` package, April 2004. <mailto:herries.press@earthlink.net>. Available from: <http://www.dante.de/tex-archive/macros/latex/contrib/abstract/abstract.pdf>. 49, 66, 183, 220, 370
- [204] Peter R. Wilson. The `appendix` package, April 2004. <mailto:herries.press@earthlink.net>. Available from: <http://www.dante.de/tex-archive/macros/latex/contrib/appendix/appendix.pdf>. 59, 185, 219, 366
- [205] Peter R. Wilson. The `tocbibind` package, May 2004. <mailto:herries.press@earthlink.net>. Available from: <http://www.dante.de/tex-archive/macros/latex/contrib/tocbibind/tocbibind.pdf>. 46, 95, 100, 104, 117, 183, 184, 208, 209, 218, 366
- [206] Peter R. Wilson. The `tocvsec2` package, May 2004. <mailto:herries.press@earthlink.net>. Available from: <http://www.dante.de/tex-archive/macros/latex/contrib/tocvsec2/tocvsec2.pdf>.
- [207] Peter R. Wilson. The `ccaption` package, March 2005. <mailto:herries.press@earthlink.net>. Available from: <http://www.dante.de/tex-archive/macros/latex/contrib/ccaption/ccaption.pdf>. 49, 68, 187, 240
- [208] Peter R. Wilson. The `Memoir Class`, September 2005. <mailto:herries.press@earthlink.net>. Available from: <http://www.dante.de/tex-archive/macros/latex/contrib/memoir/memman.pdf>. 61, 68, 197, 219, 220, 241, 250, 369
- [209] Peter R. Wilson. The `Memoir Class (Addendum)`, December 2005. <mailto:herries.press@earthlink.net>. Available from: <http://www.dante.de/tex-archive/macros/latex/contrib/memoir/memmanadd.pdf>. 61, 68, 197, 219, 220, 241, 250, 369
- [210] Peter R. Wilson. The `romannum` package, May 2005. <mailto:herries.press@earthlink.net>. Available from: <http://www.dante.de/tex-archive/macros/latex/contrib/romannum/romannum.pdf>. 49, 71, 206, 222, 239
- [211] Peter R. Wilson and Donald Arseneau. The `iftmarg` package, March 2000. <mailto:herries.press@earthlink.net>, <mailto:asnd@triumf.ca>. Available from: <http://www.dante.de/tex-archive/macros/latex/contrib/misc/iftmarg.sty>. 194, 241

- [212] Vadim V. Zhytnikov. The LHCYR collection [online]. December 1998. Available from: <http://ftp.dante.de/tex-archive/macros/latex/contrib/supported/lhcyr/>. <mailto:vvzhy@td.lpi.ac.ru>. 480, 481

# Changes History

## ★ version 00

- 1990/10/01
  - Original version, by Nigel WARD.
- 1991/11/01
  - Revised to reuse `\chapter`, `\section`, `\subsection` commands transparently, generate toc-file-name automatically, assorted other cleanup (Dan JURAFSKY).

## ★ version 01

- 1993/06/01
  - New design, to avoid allocating a newwrite, or file descriptor, for each chapter (a deadly sin!) (Jean-Pierre F. DRUCBERT).
  - Added `\chapterend` to terminate the scope of a minitoc. (*If you forgot putting `\chapterend` at the end of each chapter, an entry for the next chapter will appear in each minitoc.*) (Thanks to Yufan Hu).
  - Replaced the `minipage` environment by a `verse` environment, to allow a minitoc being split across pages.
  - All the layout of the minitoc is in the `\minitableofcontents` command, so if someboby wants to redefine that layout, he has just to rewrite it (and only it).
  - You can inhibit the minitoc for the next chapter by preceding it with `\minitocno`. (`\minitocyes` is useless for the user, because it is implicit *after* the `\chapter*` pseudo-chapters).
  - Problems: you *must* have `\chapterend` to terminate each chapter with a minitoc. How about avoiding this constraint?
  - The depth of the minitoc is user-adjustable with the counter `minitocdepth` (similar to `tocdepth` for the table of contents).
  - At least three passes (3) of  $\text{\LaTeX}$  are necessary to get correct minitocs (the first pass creates the `.mtc(X)` files, the second uses them (but they may contain wrong page numbers) and recreates them, the third should be ok).
  - Works with `\chapter[xxx]{yyy}` and floating bodies. Works with two columns (but the minitoc is composed in one column; how to make it to spread over the two columns?).

- Some mods added to work with `xr.sty` (external references). `xr.sty` version 5 is much more tolerant.

★ **version 02**

- 1993/07/05
  - Added compatibility with `hangcaption.sty` (the package `hangcaption` (if present) must be loaded *before* the `minitoc` package). *Beware* to options modifying `\@caption`.

※ **version 03**

- 1993/07/09
  - Version 3 not released (buggy).

★ **version 04**

- 1993/07/09
  - Added `\if@realch` to avoid contents lines from pseudo-chapters to go into the toc.
  - The package file `mtcoeff.sty` allows you to use a  $\LaTeX$  document with `minitoc` commands and to make them transparent: just replace the `minitoc` option by `mtcoeff`.

★ **version 05**

- 1993/07/13
  - Added a selection mechanism to not write spurious things in the minitocs.

★ **version 06**

- 1993/07/15
  - Fixed problems about chapters in the toc, removed obsolete `\caption` stuff (filters are better) added compatibility with `toch.sty` (`toch.sty` makes a table of chapters; if used, must be loaded *before* `minitoc.sty`).

★ **version 07**

- 1993/07/22
  - (*major differences*) Completely rewritten, using tricks from `xr.sty` (the version 5, by David CARLISLE). The info for minitocs is directly stolen from the `.toc` file. `\chapterend` and `\minitocno` are suppressed, `\minitoc`, `\dominitoc` and `\faketableofcontents` added.

★ **version 08**

- 1993/07/29
  - Spacing adjustments.

★ **version 09**

- 1993/08/04

- Added mods for MS-DOS (search for MS-DOS, uncomment; search for UNIX, comment out). MS-DOS allows only 3 characters for extensions in file names (what a pity!).

★ **version 10**

- 1993/08/05
  - Works now with appendices. Detects now the obsolete versions of `latex.tex` (`\@inputcheck` or `\reset@font` not defined).

★ **version 11**

- 1993/08/18
  - Added `\mtcSfont`, font for section entries, `\mtcSSfont` for subsection entries, `\mtcSSSfont` for subsubsection entries, `\mtcPfont` for paragraph entries, `\mtcSPfont` for subparagraph entries.

★ **version 12**

- 1993/12/16
  - Use `\kern` in place of `\vspace*`, and added penalties (`\nopagebreak`) to avoid a page break just before last `\mtc@rule`.
  - Also added a `samepage` environnement.
  - Removed old commented out lines from previous versions.

★ **version 13**

- 1993/12/17
  - Added `minilof` and `minilot` stuff. For MS-DOS, uncomment the definition of `\SHORTEXT`.

★ **version 14**

- 1994/01/03
  - Corrected space under `minitoc/lof/lot` and added a `\raggedright` setting to avoid “underfull” warnings.
  - Corrected some spacing problems (avoiding ~’s). `\mtifont` is changed from `\normalsize\bf` to `\large\bf`.
  - Some modifications suggested by Donald ARSENEAU (thanks): `\@newread` becomes `\newread`, not outer version of `\newread`; `\empty` replaced by `\relax` in the spare definition of `\reset@font`.
  - Removed the setting of `\clubpenalty` and `\widowpenalty` to 10 000 (done by `\samepage`), and `\noindent`.
  - Simplified processing of optional argument in `\minitoc`, `\minilof` and `\minilot`.

★ **version 15**

- 1994/01/27
  - Added `\parttoc`, `\partlof` and `\partlot` for books, `\secttoc`, `\sectlof` and `\sectlot` for articles, with some commands and parameters parallel to those for mini-tables.

- 1994/01/27
  - Added `\parttoc`, `\partlof` and `\partlot` for books, `\secttoc`, `\sectlof` and `\sectlot` for articles, with some commands and parameters parallel to those for mini-tables.
- ★ **version 16**
  - 1994/02/02
    - Bug fixes (typos).
- ★ **version 17**
  - 1994/06/23
    - ‘n’ (null) synonym of ‘e’ (empty) in the optional argument of `\minitoc`, `\dominitoc`, and `siblings`.
    - Compatibility with “ $\text{\LaTeX 2}_{\epsilon}$ ”. Thanks to Denis ROEGEL (who found the problem) and Frank MITTELBACH (who gave the hints to solve).
- ★ **version 18**
  - 1994/06/26
    - Make `minitoc` really compatible with  $\text{\LaTeX 2}_{\epsilon}$ .
    - Introduce the language files as options. Many thanks to Michel GOOSSENS (via Frank MITTELBACH) who was inspired by the code of the `babel` package (by Johannes BRAAMS).
- ★ **version 19**
  - 1994/08/16
    - Added stuff for numbering of chapters (parts, sections) not starting at 1. `\firstchapteris` etc. commands added.
    - `\mtcrule`, `\nomtcrule` etc. commands added.
    - Corrected a bug in `\c@mti`.
    - Corrected `mtcswedish.sty` (Jan Michel RYNNING).
    - Corrected appendix in articles.
- ★ **version 20**
  - 1994/08/25
    - Corrected spacing before and after minitocs and siblings.
    - Added the `\mtcpagenumbers` and `\nomtcpagenumbers` commands (and `siblings`) to make minitocs with/without page numbers. Default: with page numbers.
    - Corrected (difficult bug) appendix in articles.
    - Corrected vertical spacing.
    - Corrected a problem with chapters numbered with uppercase roman numbers.
- ★ **version 21**
  - 1994/09/07

- Corrected typos in `minitoc.sty` and `minitoc.tex`.

**★ version 22**

- 1994/10/10
  - Corrected typos in `minitoc.sty`.

**★ version 23**

- 1994/11/08
  - Added a missing line in `\sectlof`.
  - Works with document classes resetting chapter (or section) number at each part (thanks to Denis ROEGEL).
  - Added the notion of “absolute numbering” for the mini-tables.
  - Removed stuff for `\firstchapteris` and co. These commands are obsolete.
  - Removed appendix stuff.

**★ version 24**

- 1994/12/21
  - The `\protect` commands have been removed from the `.toc`, `.lot` and `.lot` files, so some internal macros have been corrected to be compatible with the L<sup>A</sup>T<sub>E</sub>X 2<sub>ε</sub> release of December 1994. Thanks to Denis ROEGEL who did the work.

**★ version 25**

- 1996/09/13
  - Updated `mtcnorsk.sty` and added `mtcnynorsk.sty` on a suggestion from Dag LANGMYHR.

**★ version 26**

- 1996/11/14
  - Language specific files are now named `⟨language⟩.mld` (replacing `mtc⟨language⟩.sty`) because they are not packages and it makes shorter names.
  - Added `breton`, `estonian`, `germanb`, `greek`, `irish`, `russianb`, `scottish`, `lower` and `upper sorbian`; renamed “esperanto” by “esperant” like in the `babel` package.

**★ version 27**

- 1996/12/20
  - Corrections for starred sectionning commands.
  - `english.mld` loaded as default language.
  - Added `vietnam.mld` and `arab.mld`.
  - Renamed `minitocoff.sty` into `mtcoff.sty` to keep the name short.

**★ version 28**



- 1997/10/29
  - Added the afrikaan(s), brazil, and ethiopia(n) languages.
  - Added autoconfiguration of extensions.
  - Added the `shorttext` package option.
  - Added *coffee* stuff.
  - Added `\addstarred` stuff (for starred chapter stuff).
  - Fixed bug in `parttocs`.
- 1998/06/15
  - A typo corrected by Donald ARSENEAU: `{\let@dottedtocline\@undottedtocline}\}` should probably be `{\let\@dottedtocline\@undottedtocline}\}` (a backslash was missing after `\let`). Thanks to him.
  - Added the bahasa language.
- 1998/12/03
  - Added the `tight` and `loose` package options.
- ★ **version 29**
- 1999/03/16
  - Added the bicig, buryat, mongol and russianc languages.
- 1999/06/28
  - Added the armenian language (from `ArmTeX`).
- 1999/07/23
  - Added the dotted/undotted package options (default: dotted).
- 1999/07/29
  - Added the lithuanian language.
- ★ **version 30**
- 1999/12/06
  - Added the basque, ngermanb, serbian, ukraineb, and welsh languages.
  - Corrected a bug in `\sltnam` definition (`mlt` should be `s1t`).
- ★ **version 31**
- 2000/04/04
  - Added compatibility with the `hyperref` package, thanks to Heiko OBERDIEK, who has also simplified some code and fixed the infamous `\chapter*` bug.
- ★ **version 32**
- 2000/08/08
  - Added very (too) numerous new commands for the mini-table features: `\beforeparttoc`, `\beforepartlof`, `\beforepartlot`, `\afterparttoc`, `\afterpartlof`, `\afterpartlot`, `\thispageparttocstyle`, `\thispagepartlofstyle`, and `\thispagepartlotstyle`.
  - Documentation improved by Stefan ULRICH.

- `\nomtcrule` corrected.

★ **version 33**

- 2000/12/07
  - Added new adjustment commands: `\mtcaddchapter`, `\mtcaddsection`, and `\mtcaddpart`. These commands add stuff in the `.toc`, `.lof` and `.lot` files for the `\chapter*` (`\section*` and `\part*`) problem. From a suggestion by Karl F. EVERITT.
- 2000/12/08
  - Corrected a feature in `\mtcaddchapter` and co. with a blank optional argument.

★ **version 34**

- 2000/12/13
  - Added in the documentation a section for use with the `tocbibind` package.
  - Added `.mld` files for alternate names of languages: so, `american.mld` just loads `english.mld`, which contains the real definitions.

★ **version 35**

- 2001/01/09
  - Added macros to test if a file is “empty” (i.e., empty, blank or inexistent) or “non empty” (i.e., useful). I used some code from Stephan P. von BECHTOLSHEIM.
  - Added the `checkfiles/nocheckfiles` package options.
  - Replaced `\The@chapter` by `\The@mtc`.
- 2001/02/26
  - Added `bulgarian.mld`, `hebrew.mld`, `icelandic.mld`, `latin.mld`, and `samin.mld`.
- 2001/03/09
  - Added `\mtcselectlanguage`.
- 2001/06/01
  - Fixed the `estonian` package option (missing).
- 2001/07/04
  - Added the `interlingua` language.

★ **version 36**

- 2002/02/11
  - Corrected an interaction with `\tableofcontents` which creates a `\chapter*` or a `\section*`, perturbing `mtc/stc` counters (problem signalled by Frank MITTELBACH).
- 2002/02/18

- Corrected a spacing problem with empty titles (problem signalled by Frank MITTELBACH).
  - Workaround for the `\parttoc-\chapter*` problem.
- 2002/02/19
  - Added `\mtcskip` and `\mtcskipamount`.
- 2002/02/27
  - Fixed test for empty files.
- 2002/03/13
  - Added the bangla language.
- 2002/03/15
  - Reduced depth of `\mtc@strutbox`.
- ※ **version 37**
- 2003/01/24
  - Version #37 dropped.
- ★ **version 38**
- 2003/01/24
  - `pt` becomes `\@pt` and `0pt` becomes `\z@`.
  - `\hrule` and `\vrule` replaced by `\rule` (L<sup>A</sup>T<sub>E</sub>X).
  - Added `mtc@zrule` for zero-dims rules.
  - Added the frenchb language (synonym of french).
- 2003/01/30
  - Changed the test for empty titles.
  - Added the `flsection` and `flsectionb` package options.
- 2003/01/31
  - The `tight` and `loose` package options are applied to `\parttoc` (Thomas LEONHARDT).
- 2003/02/07
  - Package options `flsection` and `flsectionb` removed and replaced by the `insection` package option (like `flsectionb`).
- 2003/02/11
  - Corrected numbering of SLF, SLT.
- 2003/02/20
  - Added `frenchle` and `frenchpro` languages (synonyms of french).
  - Corrected `secttocs`, at least.
- 2003/03/18
  - Corrected some vertical spacings and struts (I added some mods by Frank MITTELBACH, many thanks to him.). A lot of cleaning remains to do, but the release seems to be needed now.
- ★ **version 39**

- 2003/04/09
    - Modern font commands for compatibility with the `memoir` class.
    - `\nomtcpagenumbers` and `memoir` class.
  - 2003/06/08
    - Added `\@filesfalse` and `\mtc@hook@beforeinputfile` for the `notoccite` package (requested by Donald ARSENEAU); added the `notoccite` package option (loads the `notoccite` package).
  - 2004/09/08
    - Added language options and `.mld` files for dialects: `canadian (english)`, `acadian`, `acadien`, `canadien (french)`, `naustrian`, `ngerman (ngermanb)`.
    - Added comments in `.mld` files using special fonts.
    - Documentation: added a paragraph about making a TOC for appendices, eventually not listed in the main TOC.
  - 2004/09/17
    - Corrections in the documentation; corrections about rules.
- ★ version 40
- 2004/12/09
    - Added the `japanese` and `castillan` languages.
    - Removed the test on the presence of the `multicol` package in `minitoc.tex`, because `multicol` is a required package.
    - Added a figure in `minitoc.tex` about the need of three compilations.
    - Added some infos in `minitoc.bug`.
    - Added a paragraph about a problem with the `appendix` package.
  - 2004/12/13
    - Updated `fminitoc.bib` and `minitoc.bib`.
  - 2004/12/14
    - Added the `hints` package option. This option is still experimental; your advice is welcome.
  - 2004/12/20
    - Added `fminitoc.pdf` (french documentation in PDF format).
- ★ version 41
- 2005/01/05
    - Corrections in documentation.
    - Message added if some sectionning commands are not available.
    - Replaced `\typeout` commands in `minitoc.sty` by the `\PackageInfo` or `\PackageWarning` commands; with the line number when useful (`\@gobble` if no line number). Hence, the package is less verbose (`\PackageInfo` writes only in the `.log` file, not on the terminal).
  - 2005/01/06
    - Added the `\mtcsetfont` (Benjamin BAYART) and `\mtcsetttitlefont` commands, with a much simpler syntax.

- 2005/01/10
  - Added bibliography.
- 2005/01/11
  - $\mathcal{AMS}$  classes: `amsart` and `amsproc` are incompatible with `minitoc`, `amsbook` needs precautions.
- 2005/01/12
  - Added `\mtcsetformat`.
- 2005/01/18
  - Added `\mtcsettitle`.
  - Added a hint for recommending the `insection` package option.
- 2005/01/19
  - Added a hint about the presence of `\dominitoc` and `co`.
  - Added a hint about coherence of `\dominitoc/\minitoc` and `co`.
  - Improved documentation about hints.
- 2005/01/20
  - Added a hint about using short extensions with more than 99 parts or 99 chapters or 99 sections.
- 2005/01/25
  - `\ptifont: \Huge\bfseries` becomes `\LARGE\bfseries`.
- 2005/01/26
  - Added `\mtcsetpagenumbers`.
- 2005/01/28
  - Added many new language files: `serbianc.mld`, `chinese1.mld`, `chinese2.mld`, `hangul1.mld`, `hangul2.mld`, `hangul3.mld`, `hangul4.mld`, `hanja1.mld`, `hanja2.mld`, `japanese2.mld`, `japanese3.mld`, `japanese4.mld`, `japanese5.mld`, `thai.mld`.
- 2005/02/02
  - Added `\mtcsetrules`.
- 2005/02/03
  - Added `\plfrule`, `\noplfrule`, `\mlfrule`, `\nomlfrule`, `\slfrule`, `\noslfrule`, `\pltrule`, `\nopltrule`, `\mltrule`, `\nomltrule`, `\sltrule`, `\nosltrule`.
- 2005/02/04
  - Added the `mtchideinmaintoc` environment.
- 2005/02/08
  - Added `latvian.mld`, `letton.mld`, `greek-mono.mld`, `greek-polydemo.mld`, `greek-polykatha.mld`, `polish2.mld`, `russian2m.mld`, and `russian2o.mld` as new language files.
- 2005/02/09
  - Added the `mtchideinmainlof` and `mtchideinmainlot` environments.

- 2005/02/10
  - Added tests on the `mtchideinmain*` environments.
- 2005/02/14
  - Added `\mtcfixindex`.

※ **version 42**

- 2005/02/14
  - Version 42 not released.
  - Replaced “language” by “langue” in the french documentation.
- 2005/02/15
  - Fixed a minor typo.
- 2005/02/16
  - Upgraded `\mtcfixindex`.
- 2005/02/21
  - Added `\mtcsettitle`, forgotten to be inserted in v41.

★ **version 43**

- 2005/02/21
  - Version 43: consolidation of v40, v41 and v42.
- 2005/02/24
  - Fixed a big bug in `\mtcsetformat`.
  - Fixed a bug in `mtcoeff.sty` about `\mtcfixindex`.
- 2005/03/02
  - Fixed the `\mtcset...` macros.
  - Moved history to the end of package code.
  - Added the `INSTALL` file and a chapter about installation.
- 2005/03/07
  - Fixed a typo (Benjamin BAYART).
  - Completed the hint about coherence of `\dominitoc`/`\minitoc` and `co`.
- 2005/03/08
  - Added a hint about coherence of `\minitoc` and `\tableofcontents`.
- 2005/03/09
  - Added comments about fonts.
- 2005/03/10
  - Corrections in documentation.
- 2005/03/11
  - Added `\mtcsetfeature`.
- 2005/03/14
  - Added `bulgarianb.mld` (upper bulgarian).

- 2005/03/15
  - Added \*[-\baselineskip] after the \\ after the top rule of each part level mini-table.
- 2005/03/16
  - Corrections in the arguments of \mtcsetfeature.
- 2005/03/18
  - Removed \markboth for minitocs (...) and secttocs (...).
- 2005/03/21
  - Added spanish2.mld.
- 2005/03/22
  - Added a hint for the abstract package.
- 2005/04/07
  - Corrected the stc@verse environment.
  - Added finnish2.mld, latin2.mld, and magyar2.mld.
- 2005/04/08
  - Renamed portuges.mld as portugues.mld.
- 2005/04/12
  - Correction in \mtcskip.
  - First version in .dtx format.
- 2005/04/14
  - Removed \ypart, \ychapter, \ysection, and stuff; unused.
- 2005/05/11
  - Corrected a typo in \@dosectlot.
  - Added \mtcfixglossary.
  - Print the documentation with “oneside” to have all marginal notes on left. Added the (extended to 54 floats) code of morefloats.sty (Don HOSEK) to allow more marginpars and floats.
  - Added minitoc.ist to format the index correctly.
- 2005/05/26
  - Fixed rules in parttocs, partlofs and partlots.
- 2005/05/30
  - Fixed chapter-level entries in parttocs, when page numbers must be removed.
  - Added a hint about the sectsty package (must be loaded *before* minitoc).
- 2005/06/01
  - Added a hint about attempts to insert empty mini-tables.
  - Added a hint about the use of obsolete commands.
  - The mini-lists of figures or tables should not be printed empty even if tocdepth < 1.

- 2005/06/02
  - Added the notion of depth for mini-tables of figures/tables.
  - Added `\mtcsetdepth`.
  - The `hints` option is the default and no more considered as experimental.
- 2005/06/03
  - Added an error message in `\mtcsetdepth` if the counter is not available.
- 2005/06/06
  - Added `portuges.mld`, which loads `portugues.mld`.
- 2005/06/07
  - Added three variants for the malayalam language: `malayalam-keli.mld`, `malayalam-rachana.mld`, and `malayalam-rachana2.mld`.
- 2005/06/14
  - Added method for bilingual documentation.
- 2005/06/15
  - Added `fminitoc.ist` to format correctly the index in french.
- 2005/06/16
  - Changed “Liste des Tables” by “Liste des Tableaux” in `french.mld`, and in the french documentation, to stick to the choices of the `babel` package.
- 2005/06/17
  - The file `fminitoc.dtx` is now generated by `minitoc.ins`.
- 2005/06/21
  - Added “OUT”, “NON”, “oui”, “non”, “O”, and “o” as true/false keywords.
  - Compacted the code about detection of short/long extensions.
- 2005/06/22
  - Added “VRAI”, “FAUX”, “vrai”, “faux”, “V”, and “v” as true/false keywords.
- 2005/06/23
  - Correctly set the `\iffTR` flag to have the names of months in the right language in the bibliography.
- 2005/06/29
  - Set the flag `\mtcoffwarn@true` in `mtcoff.sty` if a command `\mtcadd...` is found.
- 2005/07/01
  - Added `castillian.mld`.
  - Renamed `portugues.mld` as `portuguese.mld`.
- 2005/07/11



- Added `brazilian.mld`, `british.mld`, `UKenglish.mld`, and `USenglish.mld`.
- 2005/07/12
  - Suppressed “General:” in the changes history.
- 2005/07/13
  - Replaced some `\PackageWarning` commands by `\PackageInfo`.
- 2005/07/18
  - Restoring the correspondence of each language option with a `.mld` file.
- 2005/07/20
  - Improving the `mtchideinmainlof` and `mtchideinmainlot` environments.
- 2005/07/21
  - Removing unused some flags `\if@mtc@setpagenumbers@act@` and `\if@mtc@setrules@act@`.
  - Added the `\decrementptc`, `\decrementmtc`, and `\decrementstc` commands.
- 2005/07/22
  - Corrected a bug in `mtcoff.sty`.
  - Improved some messages in `mtcoff.sty`.
  - Added a test on the version of the `placeins` package.
- 2005/08/23
  - Added a note about `\FloatBarrier`.
- 2005/08/24
  - Added a note about an alignment problem in the `minitoc`. Updated `minitoc.bug`.
  - Made two versions of the `mtchideinmainlof` and `mtchideinmainlot` environments, depending of the presence of the corresponding depth counter.
  - The `memoir` class is incompatible if too recent.
- 2005/08/25
  - Added a comment about the position of the `\do...` preparation commands.
  - Corrections in the `mtchideinmainlof` and `mtchideinmainlot` environments.
- 2005/08/26
  - Added `guarani.mld`.
- 2005/08/29
  - Added `\incrementptc`, `\incrementmtc`, and `\incrementstc`.
  - Added an optional argument to `\adjustptc`, `\adjustmtc`, and `\adjuststc`.
  - Added the `k-tight` and `k-loose` package options.

- 2005/09/02
  - Added a patch for the recent version of the `memoir` class.
- 2005/09/06
  - Added `spanish3.mld`.
- 2005/09/08
  - Use `\mtcselectlanguage` in language options and in “secondary” `.mld` files.
- 2005/09/09
  - Added `\mtcloadmlo` to be used in some `.mld` files to load a `.mlo` file.
- 2005/09/12
  - Added a test to forbid direct calls of `\mtcloadmlo` by the user.
- 2005/09/13
  - Added `farsi1.mld`, `farsi1.mlo`, `farsi2.mld`, and `farsi2.mlo`.
  - Added a note about the rubber script.
- 2005/09/15
  - Added `mtcglo.ist` to format the glossary.
- 2005/09/16
  - Removed the page numbers in the glossary. Done in the `*mk` scripts.

★ version 44

- 2005/09/26
  - Changes history (glossary) typeset in `RaggedRight`.
- 2005/09/27
  - Added `germanb2.mld`, `ngermanb2.mld`, `norsk2.mld`, and `nynorsk2.mld`.
- 2005/09/28
  - New method for history: embedded lists on 3 levels.
  - Removed `mtcglo.ist`.
- 2005/09/29
  - Cleaned the `*mk` scripts.
  - Added the `listfiles` package option.
- 2005/09/30
  - Corrected typos.
  - Added the name of the `.maf` file in the message of the `listfiles` package option.
  - Improved the cleaning in the `*mk` scripts, using a `.maf` file.
- 2005/10/03
  - Load the patch for `memoir.cls` only if necessary; do not load it if `memoir.cls` is dated after 2005/09/25.
  - Added a remark in the FAQ chapter (and `minitoc.bug`) about precautions to take with the starred sectioning commands.

- 2005/10/04
  - Added the `nolistfiles` package option.
  - Added a hint about the `caption`, `caption2`, `ccaption`, and `mcaption` packages (they must be loaded *before* `minitoc`).
- 2005/10/05
  - Fixed typos in the documentation.
  - Fixed some marginal notes in the commented code.
- 2005/10/06
  - Minor corrections in the documentation.
  - Use the `xargs` Unix command in the `*mk` scripts to remove the auxiliary files.
- 2005/10/07
  - Minor corrections in the documentation.
  - Added a short intro to the “Frequently Asked Questions” chapter and to `minitoc.bug`.
- 2005/11/02
  - Minor corrections in the documentation.
- 2005/11/04
  - Minor corrections in the documentation.
- 2005/11/07
  - Begin adding the “Jargon” chapter.
- 2005/11/08
  - Added the french L<sup>A</sup>T<sub>E</sub>X Companion [157].
- 2005/11/09
  - Continuing the “Jargon” chapter.
  - Adding `minitoc.pre` in `minitoc.l`.
  - Adding a note about the need of running `imk` before `emk` or `fmk`.
- 2005/11/10
  - Fixed typos in the documentation.
  - Added a note about a problem with `minitoc`, `hyperref` and `memoir`.
  - Continuing the “Jargon” chapter.
- 2005/11/14
  - Fixed typos in the documentation.
  - Continuing the “Jargon” chapter.
  - Improve the notes about the `memoir` class.
- 2005/11/15
  - Continuing the “Jargon” chapter.
  - Improve the notes about the `memoir` class.
  - Added `\plfSfont`, `\pltSfont`, `\mlfSfont`, `\mltSfont`, `\slfSfont`, and `\sltSfont` for subfigures and subtables entries in the mini-tables.

- 2005/11/16
  - Continuing the “Jargon” chapter.
  - Fixed a bug about fonts for subfigures and subtables entries in the mini-tables.
  - Added `bicig2.mld`, `bi the.mld`, `manju.mld`, `xalx.mld`, and `khalkha.mld`.
- 2005/11/17
  - Continuing the “Jargon” chapter.
  - Added testing via internal *quarks* commands in `\mtcsetfont`.
- 2005/11/18
  - Continuing the “Jargon” chapter.
  - Fixed typos in the documentation.
- 2005/11/21
  - Continuing the “Jargon” chapter.
- 2005/11/22
  - Continuing the “Jargon” chapter.
- 2005/11/23
  - Continuing the “Jargon” chapter.
  - Updating the bibliography.
- 2005/11/24
  - Continuing the “Jargon” chapter.
- 2005/11/25
  - Continuing the “Jargon” chapter.
  - Changed “table” into “tableau” in the french doc, where necessary.
  - Updating the bibliography.
- 2005/11/28
  - Continuing the “Jargon” chapter.
  - Fixed typos in the documentation.
- 2005/11/29
  - Continuing the “Jargon” chapter.
  - Fixed typos in the documentation.
  - Fixed typos in the bibliography.
  - Updating the bibliography.
- 2005/11/30
  - Continuing the “Jargon” chapter.
  - Avoid some warnings “Token not allowed” from `pdftex`.
- 2005/12/01
  - Continuing the “Jargon” chapter.
- 2005/12/02
  - Continuing the “Jargon” chapter.

- Reordering a long sequence of citations.
  - Added `mailto:` in the mailing URLs.
- 2005/12/05
  - Fixed typos in the documentation.
  - Continuing the “Jargon” chapter.
  - Added a hint about the `varsects` package (must be loaded *before* `minitoc`).
- 2005/12/06
  - Continuing the “Jargon” chapter.
  - Correcting an hyperlink in the bibliography (for the `xr` package).
  - Attempting to avoid broken URLs, using `quote`, footnotes and `\par`.
- 2005/12/07
  - Continuing the “Jargon” chapter.
  - Updating the bibliography.
  - Corrections of layout (some headers, a table).
  - In the warning message of the hint about a number of mini-tables greater than 99 (if short extensions), give the effective number.
  - Reduce the width of some info, warning or error messages.
- 2005/12/08
  - Corrections of layout (some headers).
- 2005/12/09
  - Corrections of french quotes.
  - Added some PDF options.
  - Continuing the “Jargon” chapter.
  - Corrected an URL to the  $\mathcal{AMS}$  in the bibliography.
- 2005/12/19
  - Made some messages shorter (mainly by removing stars).
- 2005/12/21
  - Correction of typos.
  - Added some labels.
  - Added a chapter with the (explained) messages. Not yet sorted.
  - The documentation needs 4  $\text{\LaTeX}$  runs.
- 2005/12/22
  - Made some messages shorter.
  - Corrections in the list of messages.
  - Updating the bibliography.
- 2005/12/23
  - Improving the placement of floats on pages of floats: to the top.
- 2006/01/03
  - Corrections in the documentation (thanks to Markus GLEISZNER).
  - Added `addsec.tex`

- 2006/01/04
  - Corrected the flag `\ifundottedmtc`.
  - Correction to make `addsec.tex` work.
- 2006/01/05
  - Added “\*” as keyword for the first argument of `\mtcsetpagenumbers` and `\mtcsetrules` (asked by Markus GLEISZNER).
  - Removed “`\MessageBreak`” from the index.
- 2006/01/06
  - Continuing the “Jargon” chapter.
  - Corrected the bibliography entry about BangTeX.
  - Updated the bibliography.
  - Used the `afterpage` package in the documentation to fix a float positioning problem.
- 2006/01/09
  - Corrections in the documentation.
  - Fixing a float positioning problem.
- 2006/01/10
  - Corrections in the documentation.
  - Continuing the “Jargon” chapter.
  - Updated the bibliography.
  - Added the bahasam language.
  - Added the albanian language.
  - Added the hebrew2 language.
- 2006/01/11
  - Updated the bibliography.
  - Updated the documentation for the albanian, bahasa, bahasam, and hebrew2 languages.
  - Updated `french.mld` (removing abusive uppercase letters).
  - Corrected the `italian.mld` file. Added the `italian2` language.
  - Added the australian and newzealand languages (english).
  - Renamed the bahasa language as `bahasai`; bahasa is synonym of `bahasai`.
  - Added the malay and meyalu languages, synonyms of `bahasam`.
  - Added the indon and indonesian languages, synonyms of `bahasai`.
- 2006/01/12
  - Updated the bibliography.
  - Updated the acknowledgements.
  - Added references to the new bibliographic entries.
- 2006/01/13
  - Fixed an instability in page breaks in the documentation of `japanese3.mld`.
  - Added comments in some `.mld` files.
  - Added `magyar3.mld`.

- Updated `lithuanian.mld`.
- 2006/01/16
  - Correction in `\mtcaddsection`.
- 2006/01/17
  - Correction in `\mtcfixindex` and `\mtcfixglossary`.
  - Updated the bibliography.
  - Limitation of the initial depth of displayed bookmarks.
- 2006/01/18
  - Added some comments in point 34 of the FAQ (and in `minitoc.bug`) about the initialization of fonts.
  - Added `romanian2.mld` and `romanian3.mld`.
  - Updated the bibliography.
- 2006/01/19
  - Updated the bibliography.
  - Load some packages before `hyperref`.
  - Added `spanish4.mld`.
- 2006/01/23
  - Corrected the table about default titles.
  - Corrected the keywords for `\mtcsetfont`.
  - Added `lowersorbian.mld`, `uppersorbian.mld`, and `ukrainian.mld`.
- 2006/01/24
  - Updated documentation for `lowersorbian.mld`, `uppersorbian.mld`, and `ukrainian.mld`.
- 2006/01/25
  - Corrections in the documentation.
  - Updated the bibliography.
- 2006/01/26
  - Added a hint about the KOMA-Script classes, and an entry in the FAQ chapter (and in `minitoc.bug`).
- 2006/01/27
  - Updated the bibliography.
  - Added a note in documentation of `serbian.mld` and `serbianc.mld`.
- 2006/01/30
  - Added `ethiopian2.mld` (for Omega).
- 2006/01/31
  - Simplifications in the “Messages” chapter.
  - Corrections in the “Jargon” chapter.
- 2006/02/01
  - Corrections in the documentation.
  - Added the “Postface” chapter.

- 2006/02/02
  - Corrections in the “Postface” chapter.
  - Updated the bibliography.
- 2006/02/06
  - Corrections in the documentation.
  - Updated the bibliography.
  - Added `dblaccnt.sty` for the “The pdfTeX Program” entry in the bibliography. Its author’s first name needs a double accent (Hàn Thê THÀNH).
- 2006/02/07
  - Corrections in the documentation.
  - Updated the bibliography.
- 2006/02/09
  - Corrections in the documentation.
- 2006/02/10
  - Corrections in the documentation.
  - Updated the bibliography.
- 2006/02/13
  - Added `malayalam-omega.mld` and `malayalam-omega.mlo`.
  - Updated the bibliography.
- 2006/02/14
  - Added `kannada.mld`.
  - Updated the bibliography.
- 2006/02/15
  - Corrections in `russianb.mld` and `spanish.mld`.
  - Corrections in the documentation and the bibliography.
  - Place `\mtcfixglossary` before `\mtcfixindex`.
- 2006/02/16
  - Added a citation from Donald ARSENEAU.
  - Updated the bibliography.
  - Updated the acknowledgments.
- 2006/02/17
  - Updated the bibliography.
  - Updated the jargon.
- 2006/02/20
  - Added `u8hangul.mld`, `u8hangul.mlo`, `u8hanja.mld`, and `u8hanja.mlo`.
- 2006/02/21
  - Renamed languages `u8hangul` and `u8hanja.mld` into `hangul-u8` and `hanja-u8`.
  - Updated the bibliography.



- 2006/02/22
  - Added a hint about repeated preparation commands.
  - Moved up the declaration of some flags relative to the `hints` option.
  - Added `\mtcprepare`.
- 2006/02/23
  - Updated the bibliography.
- 2006/02/24
  - Updated the bibliography.
- 2006/02/27
  - Corrections in the documentation.
  - Added `minitoc.pre` to class 6.
- 2006/02/28
  - Corrections in the documentation.
  - Corrected the position of tables in the “Jargon” chapter.
  - Corrected `irish.mld`, `lsorbian.mld` and `usorbian.mld`.
  - Added `polski.mld`.
- 2006/03/01
  - Hints about the `jura` class and the `alphanum` package, incompatible with `minitoc`.
- 2006/03/02
  - Use bibliographic styles with an URL field, built with the help of `urlbst` [101].
- 2006/03/06
  - Update the bibliography.
- 2006/03/08
  - Corrections in `magyar.mld`, `magyar2.mld`, and `magyar3.mld`.
  - Added `russian-cca.mld`, `russian-cca1.mld`, and `russian-lh.mld`, with their `.mlo` files.
- 2006/03/09
  - Update the bibliography.
- 2006/03/10
  - Update the bibliography.
  - Added `russian-lhcyralt.mld`, `russian-lhcyrkoi.mld`, and `russian-lhcyrwin.mld`, with their `.mlo` files.
- 2006/03/13
  - Corrections in the documentation.
- 2006/03/14
  - Added `mtcmess.sty`.
- 2006/03/16
  - The messages are now numbered.

- Update the bibliography.
- 2006/03/20
  - Corrections in the documentation.
- 2006/03/21
  - Update the bibliography.
- 2006/03/22
  - Update the jargon.
- 2006/03/28
  - Corrections in the documentation.
  - Update the jargon.
- 2006/03/29
  - Added FAQ 37 about .mld files and babel.
  - Added french1.mld and french2.mld.
  - Update the jargon.
- 2006/03/30
  - Added english1.mld and english2.mld.

★ **version 45**

- 2006/03/31
  - Suppression of the PostScript versions of the documentation.
  - Added arab2.mld, bicig3.mld, buryat2.mld, xalx2.mld, and xalx3.mld.
- 2006/04/03
  - Corrections in the documentation.
- 2006/04/04
  - Added swedish2.mld.
  - The `insection` package option loads also the `flafter` package.
- 2006/04/05
  - Corrections in the documentation.
  - Added `lamed.eps` and `lamed.pdf` as images for the Lamed logo (built from `lamed.tex`).
  - Reordering of the chapters in the user's manual (part I).
- 2006/04/06
  - Use `sectsty.sty` to better format section titles.
- 2006/04/07
  - Corrections in the documentation.
  - Added `\ifmtcsecondpart` to check if the document has exactly 2 parts.
- 2006/04/10
  - Corrections in the documentation.

- 2006/04/11
  - Corrections in the documentation.
- 2006/04/12
  - Corrections in the documentation.
- 2006/04/13
  - In the `insection` package option, load the `flafter` package *before* the `placeins` package.
  - Added a figure about the float barriers.
- 2006/04/27
  - Added notes in FAQ 20, about the use with the `appendix` package.
  - Added comments about the `insection` option.
  - Update the bibliography.
  - Begin correction of the `mtchideinmaintoc` environment.
- 2006/05/02
  - Added notes in `minitoc.bug`, point 20, about the use with the `appendix` package.
  - End correction of the `mtchideinmaintoc` environment.
  - Analogous corrections in the `mtchideinmainlof` and `mtchideinmainlot` environments.
  - Update the bibliography.
- 2006/05/03
  - Added notes about the `mtchideinmainlof` and `mtchideinmainlot` environments.
  - Added `hide1.tex` and `hide2.tex`.
  - Added a hint about the `fncychap` package (must be loaded *before* `minitoc`).
  - Added a hint about the `quotchap` package (must be loaded *before* `minitoc`).
  - Update the bibliography.
- 2006/05/04
  - Update the bibliography.
  - Added a hint about the `romannum` package (must be loaded *before* `minitoc`).
  - Added a hint about the `sfheaders` package (must be loaded *before* `minitoc`).
  - Added a hint about the `alnumsec` package (must be loaded *before* `minitoc`).
  - Corrections in the documentation.
- 2006/05/05
  - Corrections in the documentation.
- 2006/05/24
  - Corrections in the documentation.

- Renamed `hide.tex` to `hide1.tex`.
  - Update the bibliography.
- 2006/05/30
  - Corrections in the documentation.
  - Use `\MakeUpperCase` in `\markboth` for page styles.
- 2006/05/31
  - Update the bibliography.
  - Added a hint about the `captcont` package (must be loaded *before* `minitoc`).
  - Corrections in the documentation.
  - Added `uighur.mld`, `uighur2.mld`, and `uighur3.mld` (as synonyms for the `bicig` variants).
- 2006/06/01
  - Corrections in the documentation.
  - Added description of `MonTeX` in the jargon.
  - Added a comment about the `imk` script in `INSTALL` and the “Installation” chapter.
  - Added an entry about “package” in the jargon.
  - Added the `apx.tex` example file.
  - Added FAQ 44 and the `\mtcgapbeforeheads` and `\mtcgapafterheads` commands.
- 2006/06/02
  - Corrections in the documentation.
  - Update the bibliography.
  - Added the `gaps.tex` example file.
- 2006/06/05
  - Corrections in the documentation.
  - Update the bibliography.
- 2006/06/06
  - Corrections in the documentation.
  - Update the bibliography.
- 2006/06/08
  - Corrections in the documentation.
  - Spacing correction in `french2.mld`.

## ★ version 46

- 2006/06/09
  - Corrections in the documentation and the bibliography.
- 2006/06/21
  - Update the bibliography.
  - Comment about the `thailatex` package.

- 2006/06/22
  - Generate some example files with `minitoc.dtx/minitoc.ins`.
  - Added chapter “Example files”.
- 2006/06/23
  - Renamed chapter “Example files” as “Examples of documents”.
  - Use the `lipsum` package [104] in some of the examples of documents.
  - Update the bibliography.
- 2006/06/27
  - Update the examples of documents.
  - Added the `second.tex` example file.
- 2006/06/29
  - Added the `app-mem.tex`, `mem.tex` and `mem1.tex` example files.
- 2006/06/30
  - Added the `fo1.tex`, `fo2.tex` and `scr.tex` example files.
- 2006/07/03
  - Added the `subf.tex` example file.
  - Corrections about the depth of `minilofs`, `minilots` and `siblings`.
- 2006/07/04
  - Added the `tsfc.tex` and `tbi.tex` example files.
  - Corrections in the bibliography.
- 2006/07/07
  - Corrections of typos.
  - Corrections in the bibliography.
  - Added the `2c.tex` and `bo.tex` example files.
  - Correction in `french2.mld`.
- 2006/07/10
  - Correction in `minilots` and `minilofs` (and `siblings`) about depth.
  - Added the `hop.tex` and `cri.tex` example files.
  - Update the bibliography.
- 2006/07/11
  - Added the `livre.tex`, `ch0.tex`, `tlc.tex` and `mu.tex` example files.
  - Update the bibliography.
- 2006/07/12
  - Update the jargon.
- 2006/07/13
  - Corrections in the documentation.
  - The not released versions are flagged by ✖ in place of ★.
- 2006/07/17
  - The “About this document” section becomes a starred first chapter.
- 2006/07/18

- Added the `hie.tex` and `hia.tex` example files.
- 2006/07/19
  - Update the bibliography.
  - Corrections in `add.tex` and `addsec.tex` for the index.
  - Added the `xmk` script to typeset the examples into PDF documents.
  - Updated the scripts to treat the examples.
- 2006/07/20
  - Do not forget `\jobname.mtc1` in the list of files.
  - In the scripts, the backup directory (OLD) is now `/tmp/username/OLD`.
  - In the scripts, the repartition directories (`CL[0-9]`) are now `/tmp/username/CL[0-9]`.

# Index

## Symbols

|                        |                                                  |                             |                                                                                                                            |
|------------------------|--------------------------------------------------|-----------------------------|----------------------------------------------------------------------------------------------------------------------------|
| .lof                   | 245                                              | \@dopartlot@used@false      | 74                                                                                                                         |
| .log                   | 231                                              | \@dopartlot@used@true       | 1609                                                                                                                       |
| .lot                   | 245                                              | \@doparttoc                 | 1551, 1617                                                                                                                 |
| .maf@.maf              | 48, 361, 388                                     | \@doparttoc@used@false      | 72                                                                                                                         |
| .mld                   | 34, 40, 66, 211, 407, 410, 411                   | \@doparttoc@used@true       | 1575                                                                                                                       |
| .mlo                   | 40, 211, 358, 407, 411                           | \@dosectlof                 | 2166, 2229                                                                                                                 |
| .toc                   | 245                                              | \@dosectlof@used@false      | 85                                                                                                                         |
| \@@dominilof           | 893, 927                                         | \@dosectlof@used@true       | 2203                                                                                                                       |
| \@@dominilot           | 910, 927                                         | \@dosectlot                 | 2170, 2230                                                                                                                 |
| \@@dominitoc           | 861, 876, 927                                    | \@dosectlot@used@false      | 86                                                                                                                         |
| \@@dopartlof           | 1599, 1617                                       | \@dosectlot@used@true       | 2220                                                                                                                       |
| \@@dopartlot           | 1616, 1617                                       | \@dosecttoc                 | 2162, 2228                                                                                                                 |
| \@@doparttoc           | 1582, 1617                                       | \@dosecttoc@used@false      | 84                                                                                                                         |
| \@dosectlof            | 2210, 2228                                       | \@dosecttoc@used@true       | 2186                                                                                                                       |
| \@dosectlot            | 2227, 2228                                       | \@dotsep                    | 2804, 2817, 2822, 2827, 2832, 2837, 2842, 2847, 2852, 2857                                                                 |
| \@dosecttoc            | 2193, 2228                                       | \@dottedtocline             | 628, 701, 769, 784, 830, 842, 845, 848, 853, 856, 859, 1365, 1442, 1517, 1533, 1953, 2023, 2090, 2104                      |
| \@M                    | 354, 784, 807, 820, 1533, 1721, 1731, 2104, 2135 | \@dottedxxxline             | 1432                                                                                                                       |
| \@Undottedtocline      | 802, 3353, 4553                                  | \@ensure@R                  | 5814, 5817, 5820, 5824, 5827, 5830, 5834, 5837, 5840                                                                       |
| \@Undottedtoclinep     | 815, 830, 842, 845, 848, 853, 856, 859, 4553     | \@fileswfalse               | 632, 705, 773, 1372, 1446, 1521, 1958, 2027, 2095                                                                          |
| \@addtoreset           | 227, 485                                         | \@firstchapteris@used@false | 88                                                                                                                         |
| \@afterheading         | 1251, 1265, 1279, 4635, 4643                     | \@firstchapteris@used@true  | 527                                                                                                                        |
| \@afterindenttrue      | 353, 806, 819                                    | \@firstoftwo                | 186                                                                                                                        |
| \@centercr             | 567, 1300, 1892                                  | \@firstpartis@used@false    | 87                                                                                                                         |
| \@chapter              | 1, 290, 786, 3732, 4309, 4609, 4611              | \@firstpartis@used@true     | 1200                                                                                                                       |
| \@dominilof            | 866, 928                                         | \@firstsectionis@used@false | 89                                                                                                                         |
| \@dominilof@used@false | 79                                               | \@firstsectionis@used@true  | 1863                                                                                                                       |
| \@dominilof@used@true  | 902                                              | \@gobble                    | 4435, 4438, 4439, 4553                                                                                                     |
| \@dominilot            | 871, 929                                         | \@gobbletwo                 | 4375, 4420                                                                                                                 |
| \@dominilot@used@false | 80                                               | \@hangfrom                  | 2125                                                                                                                       |
| \@dominilot@used@true  | 919                                              | \@ifclasslater              | 178                                                                                                                        |
| \@dominitoc            | 861, 927                                         | \@ifclassloaded             | 158, 3588, 3676, 3683, 3693, 3711                                                                                          |
| \@dominitoc@used@false | 78                                               | \@ifnextchar                | 578, 648, 716, 865, 870, 875, 1311, 1384, 1458, 1563–1565, 1903, 1969, 2036, 2174–2176, 2446, 4356, 4362, 4368, 4374, 4609 |
| \@dominitoc@used@true  | 885                                              |                             |                                                                                                                            |
| \@dopartlof            | 1555, 1618                                       |                             |                                                                                                                            |
| \@dopartlof@used@false | 73                                               |                             |                                                                                                                            |
| \@dopartlof@used@true  | 1592                                             |                             |                                                                                                                            |
| \@dopartlot            | 1559, 1619                                       |                             |                                                                                                                            |

- \@ifpackagelater ..... 3666
- \@ifpackageloaded ..... 120,  
133–156, 3571, 3576, 3582, 3606,  
3612, 3617, 3700, 4246
- \@ifpackagewith ..... 3617, 3700
- \@ifundefined .. 2446, 2911, 2980, 3239,  
3279, 3357, 3373, 3716, 3732, 3748,  
4306, 4309, 4312
- \@input .... 1017, 1083, 1142, 3319, 3332
- \@inputcheck ..... 208,  
339, 1003, 1013, 1033, 1070, 1079,  
1096, 1129, 1138, 1155, 1700, 1701,  
1710, 1729, 1761, 1762, 1771, 1789,  
1821, 1822, 1831, 1849, 2298, 2299,  
2308, 2324, 2357, 2358, 2367, 2383,  
2416, 2417, 2426, 2442
- \@longextensions@false . 315, 320, 3370
- \@longextensions@true ..... 317, 4503
- \@m@mchapter ..... 4607
- \@makechapterhead 1718, 4634, 4639, 4641
- \@makephead@c ..... 1279
- \@makephead@l ..... 1251
- \@makephead@r ..... 1265
- \@makeschapterhead ..... 1728
- \@minilof@used@false ..... 76
- \@minilof@used@true ..... 650
- \@minilot@used@false ..... 77
- \@minilot@used@true ..... 718
- \@minitoc@used@false ..... 75
- \@minitoc@used@true ..... 580
- \@mkboth ..... 498, 1326, 1399, 1474
- \@mtc@FEfalse ..... 219, 232
- \@mtc@FEtrue ..... 209, 223, 230
- \@mtc@Himlof@false ..... 3173, 3204
- \@mtc@Himlof@true ..... 3180, 3198
- \@mtc@Himlot@false ... 3206, 3221, 3237
- \@mtc@Himlot@true ..... 3213, 3231
- \@mtc@Himtoc@false ... 3158, 3171, 3188
- \@mtc@Himtoc@true ..... 3165
- \@mtc@LIfalse ..... 213, 217, 219
- \@mtc@LItrue ..... 208, 223
- \@mtc@abstract@loaded@false ... 3563
- \@mtc@abstract@loaded@true ... 3701
- \@mtc@alnumsecLoaded@a@false ..... 45
- \@mtc@alnumsecLoaded@a@true ... 146
- \@mtc@alnumsecLoaded@false ..... 44
- \@mtc@alnumsecLoaded@true ..... 145
- \@mtc@captcontLoaded@a@false ..... 47
- \@mtc@captcontLoaded@a@true ... 148
- \@mtc@captcontLoaded@false ..... 46
- \@mtc@captcontLoaded@true ..... 147
- \@mtc@captionIILoaded@a@false .... 29
- \@mtc@captionIILoaded@a@true ... 152
- \@mtc@captionIILoaded@false ..... 28
- \@mtc@captionIILoaded@true ..... 151
- \@mtc@captionLoaded@a@false ..... 27
- \@mtc@captionLoaded@a@true ..... 150
- \@mtc@captionLoaded@false ..... 26
- \@mtc@captionLoaded@true ..... 149
- \@mtc@ccaptionLoaded@a@false ..... 31
- \@mtc@ccaptionLoaded@a@true .... 154
- \@mtc@ccaptionLoaded@false ..... 30
- \@mtc@ccaptionLoaded@true ..... 153
- \@mtc@chapter@def@false ..... 59, 60
- \@mtc@chapter@def@true ..... 60
- \@mtc@chapter@undef@false ..... 66
- \@mtc@chapter@undef@true ..... 65, 66
- \@mtc@checkfilesfalse ..... 3366
- \@mtc@checkfilestrue ..... 210, 3365
- \@mtc@empty@minilof@false ..... 52
- \@mtc@empty@minilof@true ..... 660
- \@mtc@empty@minilot@false ..... 53
- \@mtc@empty@minilot@true ..... 728
- \@mtc@empty@minitoc@false ..... 51
- \@mtc@empty@minitoc@true ..... 590
- \@mtc@empty@partlof@false ..... 49
- \@mtc@empty@partlof@true .. 1396, 1471
- \@mtc@empty@partlot@false ..... 50
- \@mtc@empty@parttoc@false ..... 48
- \@mtc@empty@parttoc@true ..... 1323
- \@mtc@empty@sectlof@false ..... 55
- \@mtc@empty@sectlof@true ..... 1981
- \@mtc@empty@sectlot@false ..... 56
- \@mtc@empty@sectlot@true ..... 2048
- \@mtc@empty@secttoc@false ..... 54
- \@mtc@empty@secttoc@true ..... 1915
- \@mtc@fncychapLoaded@a@false ..... 37
- \@mtc@fncychapLoaded@a@true .... 138
- \@mtc@fncychapLoaded@false ..... 36
- \@mtc@fncychapLoaded@true ..... 137
- \@mtc@hints@false ..... 3562
- \@mtc@hints@given@false ..... 19
- \@mtc@hints@given@true ..... 876, 893,  
910, 1566, 1583, 1600, 2177, 2194,  
2211, 2466, 3572, 3577, 3583, 3589,  
3595, 3601, 3607, 3613, 3620, 3636,  
3651, 3667, 3677, 3684, 3689, 3694,  
3703, 3712, 3723, 3739, 3756, 3803,  
3812, 3820, 3828, 3838, 3846, 3854,  
3864, 3872, 3889, 3897, 3905, 3915,  
3923, 3931, 3941, 3949, 3968, 3977,  
3986, 3997, 4006, 4015, 4026, 4035,  
4044, 4053, 4061, 4069, 4083, 4091,  
4099, 4107, 4115, 4123, 4131, 4139,  
4147, 4155, 4163, 4171, 4177, 4182,  
4187, 4192, 4197, 4202, 4207, 4212,  
4217, 4222, 4227, 4232
- \@mtc@hints@true ..... 17, 3561



- \@mtc@hints@w@false 18, 3716, 3732, 3748
- \@mtc@hints@w@true . . 3718, 3720, 3722,  
3734, 3736, 3738, 3751, 3753, 3755,  
3803
- \@mtc@hyper@used@false . . . . . 118
- \@mtc@hyper@used@true . . . . . 121
- \@mtc@insellang@false . . . . . 3319, 3350
- \@mtc@listfiles@false . . . . . 3390, 3392
- \@mtc@listfiles@true . . . . . 3391
- \@mtc@lof@used@false . . . . . 3565, 3767
- \@mtc@lof@used@true . . . . . 3774, 3783
- \@mtc@lot@used@false . . . . . 3566, 3768
- \@mtc@lot@used@true . . . . . 3777, 3786
- \@mtc@mcaptionLoaded@a@false . . . . . 33
- \@mtc@mcaptionLoaded@a@true . . . . . 156
- \@mtc@mcaptionLoaded@false . . . . . 32
- \@mtc@mcaptionLoaded@true . . . . . 155
- \@mtc@memoirLoaded@false . . . . . 22, 162
- \@mtc@memoirLoaded@true . . . . . 158
- \@mtc@memoirnew@false . . . . . 23, 165
- \@mtc@memoirnew@true . . . . . 167
- \@mtc@notoccite@false . . . . . 112
- \@mtc@notoccite@true . . . . . 3369
- \@mtc@part@def@false . . . . . 57, 58
- \@mtc@part@def@true . . . . . 58
- \@mtc@part@undef@false . . . . . 64
- \@mtc@part@undef@true . . . . . 63, 64
- \@mtc@placeinsLoaded@false . . 21, 4251
- \@mtc@placeinsLoaded@true . . . . . 4250
- \@mtc@quotchapLoaded@a@false . . . . . 39
- \@mtc@quotchapLoaded@a@true . . . . . 140
- \@mtc@quotchapLoaded@false . . . . . 38
- \@mtc@quotchapLoaded@true . . . . . 139
- \@mtc@romannumLoaded@a@false . . . . . 41
- \@mtc@romannumLoaded@a@true . . . . . 142
- \@mtc@romannumLoaded@false . . . . . 40
- \@mtc@romannumLoaded@true . . . . . 141
- \@mtc@sect@floats@false . . . . . 20
- \@mtc@sect@floats@true . . . . . 3790–3793
- \@mtc@section@def@false . . . . . 61, 62
- \@mtc@section@def@true . . . . . 62
- \@mtc@section@undef@false . . . . . 68
- \@mtc@section@undef@true . . . . . 67, 68
- \@mtc@sectstyLoaded@a@false . . . . . 25
- \@mtc@sectstyLoaded@a@true . . . . . 134
- \@mtc@sectstyLoaded@false . . . . . 24
- \@mtc@sectstyLoaded@true . . . . . 133
- \@mtc@setdepth@false . . . . . 3125
- \@mtc@setdepth@true . . . . . 3120, 3123
- \@mtc@setfeature@false . . . . . 3073, 3089
- \@mtc@setfeature@true . . . . . 3067, 3071
- \@mtc@setfont@false . . . . . 2579, 2596,  
2634–2637, 2640, 2641, 2644, 2645,  
2648–2653, 2656–2659, 2662–2665,  
2668–2674, 2677–2681, 2684–2688
- \@mtc@setfont@true . . . . . 2574, 2577, 2632
- \@mtc@setformat@false . . . . . 2865, 2881
- \@mtc@setformat@true . . . . . 2859, 2863
- \@mtc@setpagenumbers@false 2909, 2934,  
2954
- \@mtc@setpagenumbers@true . . . . . 2931
- \@mtc@setrules@false . . 2978, 3003, 3024
- \@mtc@setrules@true . . . . . 3000
- \@mtc@settitle@false . . . . . 2746
- \@mtc@settitle@true . . . . . 2741, 2744
- \@mtc@settitlefont@false . . . . . 2710
- \@mtc@settitlefont@true . . . 2705, 2708
- \@mtc@sfheadersLoaded@a@false . . . . . 43
- \@mtc@sfheadersLoaded@a@true . . . . . 144
- \@mtc@sfheadersLoaded@false . . . . . 42
- \@mtc@sfheadersLoaded@true . . . . . 143
- \@mtc@spn@ok@false . . . . . 2951
- \@mtc@spn@ok@true . . . . . 2949
- \@mtc@sru@ok@false . . . . . 3021
- \@mtc@sru@ok@true . . . . . 3019
- \@mtc@ss@insection@false . . . . . 3373
- \@mtc@ss@insection@true . . . . . 3387
- \@mtc@toc@used@false . . . . . 3564, 3766
- \@mtc@toc@used@true . . . . . 3771, 3780
- \@mtc@varsectsLoaded@a@false . . . . . 35
- \@mtc@varsectsLoaded@a@true . . . . . 136
- \@mtc@varsectsLoaded@false . . . . . 34
- \@mtc@varsectsLoaded@true . . . . . 135
- \@mtcfixglossary@false . . . . . 3257, 3259
- \@mtcfixglossary@true . . 3261, 3263, 3265
- \@mtcfixindex@false . . . . . 3297, 3299
- \@mtcfixindex@true . . . 3301, 3303, 3305
- \@mtcpatchmemoir@false . . . . . 157
- \@mtcpatchmemoir@true . . . . . 174
- \@namedef . . 2511, 2520, 2529, 2563, 2777
- \@nameuse . . 2511, 2576, 2594, 2707, 2743,  
2878, 2880, 2947, 2964, 2999, 3034,  
3086, 3088, 3122
- \@nobreakfalse . . 491, 637, 710, 778, 1377,  
1451, 1526, 1963, 2030, 2098
- \@part . . . . . 1, 245, 1538, 3716, 4306
- \@partlof@used@false . . . . . 70
- \@partlof@used@true . . . . . 1386
- \@partlot@used@false . . . . . 71
- \@partlot@used@true . . . . . 1461
- \@parttoc@used@false . . . . . 69
- \@parttoc@used@true . . . . . 1313
- \@plus . . . . . 804, 817
- \@pnumwidth . . 827, 2786, 2815, 2820, 2825,  
2830, 2835, 2840, 2845, 2850, 2855
- \@resetfont . . . . . 1158, 1178
- \@schapter . . . . . 1, 791, 3732, 4309

- \@secondoftwo . . . . . 186
- \@sect 1, 278, 2108, 2115, 2154, 3748, 4312
- \@sectlof@used@false . . . . . 82
- \@sectlof@used@true . . . . . 1971
- \@sectlot@used@false . . . . . 83
- \@sectlot@used@true . . . . . 2038
- \@secttoc@used@false . . . . . 81
- \@secttoc@used@true . . . . . 1905
- \@spart . . . . . 1, 245, 1538, 3716, 4306
- \@sssect . . . . . 1, 278, 3748, 4312
- \@svsec . . . . . 2125
- \@svsechd . . . . . 2125
- \@tempdima . . . . . 356, 809, 810, 822, 823
- \@tempskipa . . . . . 2125
- \@tocfile . . . . . 581, 586, 589, 634,  
651, 656, 659, 707, 719, 724, 727,  
775, 1312, 1319, 1365, 1385, 1392,  
1442, 1459, 1467, 1517, 1904, 1911,  
1953, 1970, 1977, 2023, 2037, 2044,  
2090
- \@tocrmarg 352, 805, 818, 2795, 2816, 2821,  
2826, 2831, 2836, 2841, 2846, 2851,  
2856
- \@topnewpage . . . . . 1251, 1265, 1279, 4639
- \@undottedtocline . . . . . 348, 628,  
701, 769, 1365, 1442, 1517, 1953,  
2023, 2090
- \@width . . . . . 536
- \@xsect . . . . . 2125
- \\ . 567, 626, 638, 696, 711, 764, 779, 1300
- \\@mainaux . . . . . 97
- \~ . . . . . 7020, 7024, 7028
- 2c.tex . . . . . **118, 213**
  
- \\_ 4965, 4966, 4968, 4969, 4974, 4975, 4977,  
4978, 4983, 4984, 4986, 4987, 5788,  
5790, 5792, 5795, 5797, 5799, 5802,  
5804, 5806, 5815, 5818, 5821, 5825,  
5828, 5831, 5835, 5838, 5841, 6970,  
6972, 6976, 6978, 6982, 6984
  
- A**
- \a@tok . . . . . 4735
- abstract . . . . . **49, 66**
- abstract (environment) . . . . . 1, 174
- acadian.mld . . . . . **411**
- acadien.mld . . . . . **412**
- \accent . . . . . 5126
- add.bib . . . . . **213**
- add.tex . . . . . **47, 95, 213**
- \addappheadtotoc . . . . . 1216
- \addcoffeeline . . . . . 3353, 4553
- \addcontentsline . . . . . 1,  
28, 255, 262, 282–285, 293–296,  
361, 364, 367, 370, 373, 500, 515,  
780, 786, 835, 836, 1115, 1116,  
1540–1542, 1620, 1623, 2038, 2108,  
2115, 2125, 3257, 3297, 4526, 4572,  
4648, 4651, 4655, 4658
- addsec.tex . . . . . **47, 100, 213**
- \addst@rred . . . . . 500, 519, 796
- \addstarredchapter . . . 1, 358, 796, 4572
- \addstarredpart . . . . . 1, 796, 4572
- \addstarredsection 1, 519, 600, 796, 4572
- \addtocontents . . 1, 458, 791, 1538, 2154,  
3159, 3173, 3206, 3353
- \addtocounter . . . . . 242, 246, 530–  
532, 1017, 1083, 1142, 1203–1205,  
1727, 1787, 1847, 1865–1867, 2322,  
2381, 2440
- \addtolength . . . . . 1699, 1702, 2010
- addtotoc . . . . . **49, 66**
- \addvspace . . . . . 13, 14
- \adjustmtc . . 1, 292, 523, 832, 1209, 1632,  
4336
- \adjustptc . . 1, 29, 255, 1193, 1948, 4336
- \adjuststc . . . . 1, 281, 1112, 1860, 4336
- afrikaan.mld . . . . . **412**
- afrikaans.mld . . . . . **412**
- \afterminilof . . . . . 459, 711, 4485
- \afterminilot . . . . . 459, 779, 4485
- \afterminitoc . . . . . 459, 638, 4485
- \afterpartlof . . . . . 452, 1453, 4476
- \afterpartlot . . . . . 452, 1528, 4476
- \afterparttoc . . . . . 452, 1379, 4476
- \aftersectlof . . . . . 462, 2035, 4494
- \aftersectlot . . . . . 462, 2100, 4494
- \aftersecttoc . . . 462, 1965, 2032, 4494
- albanian.mld . . . . . **413**
- \alef . . 5791, 5793, 5798, 5800, 5805, 5807
- \alloc@ . . . . . 299
- alnumsec . . . . . **49, 72, 239, 382**
- \Alph . . . . . 1803, 1804
- alphanum . . . . . **49, 70**
- american.mld . . . . . **413**
- amsart . . . . . **49**
- amsart.cls . . . . . **62**
- amsbook . . . . . **48**
- amsbook.cls . . . . . **62**
- amsproc . . . . . **49**
- amsproc.cls . . . . . **62**
- app-mem.tex . . . . . **106, 213**
- appendices (environment) . . . . . 1
- appendix . . . . . **48, 59**
- \appendix . 1, 27, 427, 678, 840, 1119, 1418
- \appendixmtc . . . . . 4375
- apx.tex . . . . . **63, 213**
- arab.mld . . . . . **413, 414**

- arab2.mld ..... 414  
 \arabic 937, 1044, 1103, 2269, 3159, 3173, 3206  
 arabic.mld ..... 414  
 armenian.mld ..... 415  
 article ..... 244  
 \AtBeginDocument 91, 117, 133, 135, 137, 139, 141, 143, 145, 147, 149, 151, 153, 155, 492, 1187, 1852, 2785, 3173, 3206, 3357, 3563, 3716, 4302, 4509  
 \AtEndDocument ... 97, 3563, 3789, 4301, 4302, 4510  
 australian.mld ..... 415  
 austrian.mld ..... 415  
 \author ..... 2018  
 \ayin ..... 5789, 5796, 5803
- B**
- bahasa.mld ..... 416  
 bahasai.mld ..... 416, 452  
 bahasam.mld ..... 417, 463, 466  
 bangla.mld ..... 417  
 bangtex ..... 417  
 \baselinestretch ..... 1794  
 basque.mld ..... 418  
 \bcg ... 4854–4856, 4858–4860, 4862–4864  
 \beforeminilof ..... 446, 664, 4485  
 \beforeminilof ..... 446, 732, 4485  
 \beforeminitoc ..... 446, 594, 4485  
 \beforepartlof ..... 439, 1398, 4476  
 \beforepartlot ..... 439, 1473, 4476  
 \beforeparttoc ..... 439, 1325, 4476  
 \beforesectlof ..... 449, 1983, 4494  
 \beforesectlot ..... 449, 2050, 4494  
 \beforesecttoc ..... 449, 1917, 4494  
 \bet ..... 5793, 5800, 5807  
 \bfseries 545, 554, 1216, 1225, 1229, 1239, 1309, 1312, 1355, 1358, 1443–1447, 1449–1452, 1723, 1725, 1749, 1752, 1774, 1779, 1783, 1786, 1872, 1880, 2014  
 \bibitem ..... 1629, 2297, 2305  
 \bibliography ..... 1, 831, 1111  
 \bibliographystyle ..... 830, 1110  
 bicig.mld ..... 418, 489, 490  
 bicig2.mld ..... 419, 489  
 bicig3.mld ..... 419  
 \bigskipamount ..... 1, 11, 4324  
 bithe.mld ..... 420, 466  
 bo.tex ..... 119, 213  
 book ..... 244, 246  
 brazil.mld ..... 421  
 brazilian.mld ..... 421  
 breton.mld ..... 421  
 british.mld ..... 422  
 bulgarian.mld ..... 422  
 bulgarianb.mld ..... 423  
 buryat.mld ..... 424  
 buryat2.mld ..... 424
- C**
- \c@lofdepth . 492, 696, 1187, 1439, 1440, 1852, 2020, 2021  
 \c@lotdepth . 492, 764, 1187, 1514, 1515, 1852, 2087, 2088  
 \c@minilofdepth ..... 696  
 \c@minilotdepth ..... 764  
 \c@minitocdepth ..... 626, 4324  
 \c@mtc .. 500, 4274, 4278, 4291, 4295, 4331  
 \c@mti .. 556, 594, 664, 732, 876, 893, 910  
 \c@page ..... 1993  
 \c@partlofdepth ..... 1439  
 \c@partlotdepth ..... 1514  
 \c@parttocdepth ..... 1363, 4324  
 \c@ptc .. 500, 4268, 4272, 4286, 4290, 4331  
 \c@pti 1241, 1279, 1332, 1405, 1480, 1566, 1583, 1600  
 \c@secnumdepth .. 1722, 2125, 2138, 2147, 4627, 4645  
 \c@sectlofdepth ..... 2017  
 \c@sectlotdepth ..... 2084  
 \c@secttocdepth ..... 1951, 4324  
 \c@stc .. 500, 4279, 4283, 4296, 4300, 4331  
 \c@sti 1881, 1919, 1986, 2053, 2177, 2194, 2211  
 \c@tocdepth 350, 626, 803, 816, 1363, 1951, 2017, 2084  
 canadian.mld ..... 425  
 canadien.mld ..... 425  
 captcont ..... 49, 72, 239, 382  
 caption ..... 49, 68, 240, 383  
 \caption ..... 65, 68, 71, 74, 83, 86, 89, 92, 101, 104, 107, 110, 127, 130, 133, 136, 143, 146, 151, 154, 161, 164, 167, 170, 334, 340, 353, 394, 418, 443, 581, 594, 636, 662, 693, 749, 752, 770, 773, 814, 817, 823, 826, 851, 854, 860, 863, 875, 878, 884, 887, 948, 951, 969, 972, 1008, 1011, 1017, 1020, 1032, 1035, 1054, 1057, 1094, 1097, 1103, 1106, 1126, 1129, 1135, 1138, 1148, 1151, 1157, 1160, 1413, 1474, 1566, 1900, 1908, 1919, 1927, 2327, 2331, 2336, 2340, 2347, 2352, 2356, 2374, 2378, 2383, 2387, 2394, 2399, 2403  
 caption2 ..... 49, 68, 240, 383

- castillan.mld . . . . . **425**
- castillian.mld . . . . . **426**
- catalan.mld . . . . . **426**
- catalog . . . . . **213**
- ccaption . . . . . **49, 68, 240, 383**
- \centering . 1287, 1406, 1462, 1509, 1530,  
1898, 1906, 1917, 1925
- \cftpagenumbersoff . . 369–373, 380–383,  
392–397, 399, 401, 403, 405, 407,  
409, 1703, 1704
- \cftpagenumberson . . . 363–367, 375–378,  
385–390, 398, 400, 402, 404, 406,  
408
- \cftsecfont . . . . . 1266, 1275
- \cftsecindent . . . . . 1696, 1698
- \cftsecnumwidth . . . . . 1697, 1699
- \cftsubsecfont . . . 1267–1269, 1276–1278
- \cftsubsecindent . 1698, 1699, 1701, 2010
- \cftsubsecnumwidth . . . . . 1700, 1702
- \cftsubsubsecindent . . . . . 1701, 1702
- ch0.tex . . . . . **129, 213**
- \ch@pt@c . . . 4608, 4612, 4614, 4620, 4622
- \chapbegin . . . . . 861
- chapter . . . . . **234**
- \chapter . . . . . 1, 13, 20, 35,  
42, 61, 76, 94, 123, 138, 157, 171,  
174, 185, 186, 191, 192, 197, 198,  
206, 252, 262, 289, 290, 321, 357,  
379, 399, 431, 439, 446, 452, 508,  
519, 578, 648, 670, 716, 740, 775,  
790, 796, 804, 841, 865, 937, 1187,  
1188, 1191, 1192, 1197, 1198, 1210,  
1217, 1224, 1242, 1252, 1286, 1317,  
1363, 1399, 1419, 1456, 1523, 1596,  
1598, 1602, 1606, 1610, 1614, 1616,  
1646, 1653, 1655, 1663, 1672, 1812,  
1892, 1911, 1954, 1958, 1964, 1966,  
1970, 1977, 1981, 2026, 2103, 2165,  
2193, 2252, 2323, 2343, 3242, 3263,  
3282, 3303, 3716, 3732, 4309, 4503
- \chapter@mtcql . . 2622, 2649, 2657, 2663,  
2669, 2678, 2685
- \chapterbegin 791, 1017, 1083, 1142, 4349
- \chapterend 791, 1017, 1083, 1142, 4349
- \chapterfont . . . . . 2014
- \chaptermark . . . . . 4632
- \chapternumberline . . . . . 4649, 4652
- \chardef . . . . . 299
- checkfiles . . . . . **27, 30, 56**
- chinese1.mld . . . . . **426**
- chinese1.mlo . . . . . **426**
- chinese2.mld . . . . . **427**
- chinese2.mlo . . . . . **427**
- \cite . . . . . 1, 2286, 2287
- CJK . . . . . **208**
- \cleardoublepage . . 443, 456, 1921, 1991
- \closeout . . . 238, 241, 313, 927–929, 941,  
972, 1017, 1048, 1083, 1107, 1142,  
1617–1619, 1637, 1651, 1724, 1748,  
1784, 1808, 1844, 2228–2230, 2250,  
2269, 2319, 2345, 2378, 2404, 2437,  
4260, 4263
- \coffee . . . . . 969, 1655, 2253
- \coffefont . . . 555, 802, 815, 1178, 4419
- \coffeeline . . . . . 3353, 4553
- \colorbox . . . . . 1763
- \columnbreak . . . . . 1751, 1768
- \columnrule . . . . . 2067
- \columnsep . . . . . 1759
- \columnseprule . . . . . 1758
- \columnwidth . . . . . 523, 594, 644, 664,  
732, 1209, 1349, 1417, 1496, 1860,  
1934, 2000, 2070, 2074, 2484
- \contentsline . . . . . 1, 255, 281, 292,  
861, 1017, 1083, 1142, 1158, 1716,  
1777, 1837, 2312, 2371, 2430
- \copy . . . . . 304, 308
- \count@ . . . . . 4324
- cri.tex . . . . . **125, 213**
- croatian.mld . . . . . **427**
- \cyr . . . 4963, 4965, 4968, 4972, 4974, 4977,  
4981, 4983, 4986, 4995, 4997, 4999,  
5002, 5004, 5006, 5009, 5011, 5013,  
6601, 6604, 6607, 6610, 6614, 6616,  
6619, 6623, 6625, 6628, 6757, 6759,  
6763, 6765, 6766, 6769, 6771, 6968,  
6969, 6971, 6974, 6975, 6977, 6980,  
6981, 6983
- \CYRa . . . 6604, 6608, 6611, 6614, 6617, 6620,  
6623, 6626, 6629
- \cyra . . . 4963, 4966, 4969, 4972, 4975, 4978,  
4981, 4984, 4987, 4995, 4999, 5002,  
5006, 5009, 5013, 6601, 6757, 6760,  
6763, 6766, 6769, 6772, 6970, 6972,  
6976, 6978, 6982, 6984
- \CYRb . . . . . 6611, 6620, 6629
- \cyrb . . . 4969, 4978, 4987, 4999, 5006, 5013,  
6760, 6766, 6772, 6972, 6978, 6984
- \CYRc . . . 6608, 6611, 6617, 6620, 6626, 6629
- \cyrc . . . 4969, 4978, 4987, 4999, 5006, 5013,  
6760, 6766, 6772, 6970, 6972, 6976,  
6978, 6982, 6984
- \cyrd . . . 4963, 4972, 4981, 4995, 5002, 5009,  
6601, 6757, 6763, 6769
- \CYRe . . . . . 6604, 6614, 6623
- \cyre . . . 4963, 4966, 4969, 4972, 4975, 4978,  
4981, 4984, 4987, 4995, 5002, 5009,  
6601, 6759, 6760, 6765, 6766, 6771,

- 6772, 6969, 6971, 6975, 6977, 6981, 6983
- \CYRF ..... 4997, 5004, 5011
- \cyrf ..... 4966, 4975, 4984
- \CYRg ..... 6604, 6614, 6623
- \cyr g .. 4966, 4975, 4984, 4997, 5004, 5011
- \cyhrdsn .. 4963, 4965, 4968, 4972, 4974, 4977, 4981, 4983, 4986, 4995, 5002, 5009
- \CYRi .. 6604, 6607, 6608, 6610, 6611, 6614, 6616, 6617, 6619, 6620, 6623, 6625, 6626, 6628, 6629
- \cyri .. 4963, 4965, 4966, 4968, 4969, 4972, 4974, 4975, 4977, 4978, 4981, 4983, 4984, 4986, 4987, 4995, 4997, 4999, 5002, 5004, 5006, 5009, 5011, 5013, 6601, 6759, 6760, 6765, 6766, 6771, 6772, 6972, 6978, 6984
- \cyrii .. 6968–6971, 6974–6977, 6980–6983
- \CYRishrt ..... 6608, 6617, 6626
- \cyrishrt ..... 6970, 6976, 6982
- \cyrje ..... 6757, 6763, 6769
- \CYRk .. 6607, 6610, 6616, 6619, 6625, 6628
- \cyrk .. 4965, 4968, 4974, 4977, 4983, 4986, 6759, 6765, 6771, 6969, 6971, 6975, 6977, 6981, 6983
- \CYRl .. 6604, 6608, 6611, 6614, 6617, 6620, 6623, 6626, 6629
- \cyr l .. 4969, 4978, 4987, 4999, 5006, 5013, 6759, 6760, 6765, 6766, 6771, 6772, 6969–6972, 6975–6978, 6981–6984
- \cyr m ..... 6968, 6974, 6980
- \CYRn ..... 6604, 6614, 6623
- \cyrn .. 4963, 4966, 4969, 4972, 4975, 4978, 4981, 4984, 4987, 4995, 5002, 5009, 6601
- \CYRO ..... 6604, 6614, 6623
- \CYRo .. 6607, 6610, 6616, 6619, 6625, 6628
- \cyr o ..... 6601
- \CYRP .. 6969, 6971, 6975, 6977, 6981, 6983
- \CYRp .. 6607, 6610, 6616, 6619, 6625, 6628
- \cyrp .. 4965, 4968, 4974, 4977, 4983, 4986
- \CYRr ..... 6608, 6617, 6626
- \cyr r .. 4963, 4966, 4972, 4975, 4981, 4984, 4995, 4997, 5002, 5004, 5009, 5011, 6601, 6757, 6763, 6769, 6969–6971, 6975–6977, 6981–6983
- \CYRS .. 4963, 4965, 4968, 4972, 4974, 4977, 4981, 4983, 4986, 4995, 5002, 5009, 6601, 6607, 6610, 6616, 6619, 6625, 6628, 6757, 6759, 6763, 6765, 6769, 6771
- \CYRs .. 6607, 6608, 6610, 6616, 6617, 6619, 6625, 6626, 6628
- \cyr s .. 4965, 4968, 4974, 4977, 4983, 4986, 6968, 6970, 6974, 6976, 6980, 6982
- \cyr sftsn ..... 6972, 6978, 6984
- \CYRT .. 4999, 5006, 5013, 6760, 6766, 6772
- \CYRt .. 6608, 6611, 6617, 6620, 6626, 6629
- \cyrt .. 4966, 4969, 4975, 4978, 4984, 4987, 6968, 6970, 6972, 6974, 6976, 6978, 6980, 6982, 6984
- \cyru .. 4966, 4975, 4984, 4997, 5004, 5011
- \CYRv ..... 6604, 6614, 6623
- \CYRyu ..... 6608, 6617, 6626
- \cyr yu ..... 6970, 6976, 6982
- \CYRZ ..... 6968, 6974, 6980
- \cyrzh .. 4963, 4972, 4981, 4995, 5002, 5009, 6601, 6757, 6763, 6769
- \cz ... 6503, 6504, 6507, 6508, 6511, 6512
- czech.mld ..... **428**
- ## D
- danish.mld ..... **428**
- \DeclareOption . 3361, 3365, 3367, 3369, 3370, 3373, 3390, 3393, 3561
- \decrementmtc ..... 1, 523, 4336
- \decrementptc ..... 1, 1193, 4336
- \decrementstc ..... 1, 1860, 4336
- \df@mtic ..... 594, 664, 732
- \df@mtilf ..... 556, 561, 671, 893
- \df@mtilt ..... 556, 561, 739, 910
- \df@mtitc ..... 556, 561, 601, 876
- \df@pti ..... 1332, 1405, 1480
- \df@ptilf ..... 1294, 1411, 1583
- \df@ptilt ..... 1294, 1486, 1600
- \df@ptitc ..... 1294, 1338, 1566
- \df@sti ..... 1919, 1986, 2053
- \df@stilf ..... 1886, 1992, 2194
- \df@stilt ..... 1886, 2059, 2211
- \df@stitc ..... 1886, 1926, 2177
- \dimen@ ..... 4324
- \divide ..... 1495
- \do@mtilf 556, 561, 666–671, 673, 683, 687
- \do@mtilt 556, 561, 734–739, 741, 751, 755
- \do@mtitc ..... 556, 561, 594, 664, 732
- \do@ptilf ..... 1294, 1405, 1417
- \do@ptilt ..... 1294, 1480, 1496
- \do@ptitc ..... 1294, 1332, 1349
- \do@stilf ..... 1886, 1986, 2000
- \do@stilt ..... 1886, 2053, 2067
- \do@stitc ..... 1886, 1919, 1934
- \documentclass ..... 2, 53, 115, 175, 209, 210, 470, 715, 716, 918, 1169, 1202, 1231, 1264, 1297, 1335, 1381, 1428, 1487, 1585, 1636, 1685, 1882, 1932, 1988, 2160, 2210, 2244, 2316, 2362

- `\dominilof` ..... 1, 57, 119,  
 238, 648, 732, 861, 866, 897, 1453,  
 1520, 1887, 2446, 3845, 3921, 4362  
`\dominilof@` ..... 870, 893  
`\dominilot` ..... 1, 58, 120,  
 239, 716, 733, 861, 871, 914, 2320,  
 2446, 3853, 3929, 4362  
`\dominilot@` ..... 875, 910  
`\dominitoc` . 1, 10, 237, 578, 731, 861, 880,  
 1207, 1239, 1283, 1303, 1349, 1391,  
 1591, 1644, 1810, 1886, 1944, 2023,  
 2163, 2250, 2446, 3837, 3913, 4362  
`\dominitoc@` ..... 861, 865, 876  
`\dopartlof` . 1, 241, 493, 931, 1551, 1563,  
 1587, 2446, 3819, 3895, 4356  
`\dopartlof@` ..... 1564, 1583  
`\dopartlot` . 1, 242, 494, 931, 1551, 1563,  
 1604, 2446, 3827, 3903, 4356  
`\dopartlot@` ..... 1565, 1600  
`\doparttoc` ..... 1, 9, 181, 240, 492,  
 931, 1183, 1302, 1348, 1551, 1563,  
 1570, 1943, 2446, 3811, 3887, 4356  
`\doparttoc@` ..... 1563, 1566  
`\dosectlof` . 1, 20, 490, 932, 2166, 2174,  
 2198, 2446, 3798, 3871, 3947, 4368  
`\dosectlof@` ..... 2175, 2194  
`\dosectlot` ..... 1, 20, 491,  
 932, 2170, 2174, 2215, 2367, 2446,  
 3799, 3879, 3955, 4368  
`\dosectlot@` ..... 2176, 2211  
`\dosecttoc` . 1, 489, 932, 2162, 2174, 2181,  
 2221, 2446, 3863, 3939, 4368  
`\dosecttoc@` ..... 2174, 2177  
`\dotfil` ..... 724, 726, 924, 926  
`\dotfill` ..... 725, 925  
`dutch.mld` ..... **429**
- E**
- `\e@mti` .. 556, 594, 664, 732, 876, 893, 910  
`\e@pti` 1241, 1248, 1332, 1405, 1480, 1566,  
 1583, 1600  
`\e@sti` 1881, 1919, 1986, 2053, 2177, 2194,  
 2211  
`\em` ..... 2301, 2308  
`emk` ..... **213**  
`\emph` ..... 2065, 2067, 2135, 2146  
`\empty` .. 440–442, 446–451, 453–455, 459–  
 464, 466–468, 472–477, 1266, 1267,  
 1275, 1276, 4386, 4421, 4424, 4425,  
 4476–4502, 4531, 4540, 4549, 4559,  
 4561, 4563–4569  
`\endlist` ..... 577, 1310, 1902  
`\endmtc@verse` ..... 577  
`\endmtchideinmainlof` ..... 147  
`\endmtchideinmainlot` ... 155, 2348, 2395  
`\endptc@verse` ..... 1300  
`\endstc@verse` ..... 1902  
`english.mld` **413, 415, 422, 425, 429, 467, 490,**  
**492**  
`english1.mld` ..... **430**  
`english2.mld` ..... **431**  
`\enlargethispage` ..... 1  
`abstract` ..... 1, 174  
`appendices` ..... 1  
`filecontents` ..... 4663  
`mtc@verse` .. 567, 620, 638, 690, 711, 758,  
 779, 2819, 2834, 2849  
`mtchideinmainlof` ..... 1, 3173, 4558  
`mtchideinmainlot` ..... 1, 3206, 4558  
`mtchideinmaintoc` ..... 1, 3159, 4558  
`ptc@verse` . 1300, 1363, 1365, 1436, 1442,  
 1511, 1517, 2814, 2829, 2844  
`samepage` ..... 594, 638, 664, 711, 732,  
 779, 1332, 1379, 1405, 1453, 1480,  
 1528, 1919, 1965, 1986, 2032, 2053,  
 2100  
`stc@verse` . 1892, 1951, 1953, 2017, 2023,  
 2084, 2090, 2824, 2839, 2854  
`tabular` . 594, 664, 732, 1349, 1417, 1496,  
 1934, 2000, 2067  
`esperant.mld` ..... **431, 432**  
`esperanto.mld` ..... **432**  
`estonian.mld` ..... **432**  
`\eth@doaltchar` .. 5283, 5284, 5286, 5287,  
 5291, 5292, 5294, 5295, 5299, 5300,  
 5302, 5303  
`ethiopia.mld` ..... **433**  
`ethiopian2.mld` ..... **434**  
`ethopia.mld` ..... **433**  
`ethopian.mld` ..... **433**  
`\ExecuteOptions` ..... 4244  
`\ExecuteOptions{english}` ..... 4244  
`\ext@subfigure` ..... 1432
- F**
- F** ..... **263**  
`\f@rhdr` .... 4616, 4622, 4624, 4632, 4660  
`\f@rtoc` 4615, 4620, 4649, 4652, 4655, 4658,  
 4660  
`\fake@starttoc` ..... 478  
`\fakelistoffigures` . 244, 478, 496, 1889,  
 3778, 3976, 4005, 4034, 4336  
`\fakelistoftables` . 245, 478, 497, 3778,  
 3985, 4014, 4043, 4336  
`\faketableofcontents` .... 182, 243, 478,  
 495, 1184, 1811, 2222, 3778, 3967,  
 3996, 4025, 4336  
`farsil.mld` ..... **434**

- farsi1.mlo ..... **434**  
 farsi2.mld ..... **435**  
 farsi2.mlo ..... **435**  
 \fbox ..... 1463, 1468, 1471, 1473, 1504  
 \fboxrule ..... 1502  
 \fboxsep ..... 1502  
 \figbox 1503, 1533, 1538, 1543, 1548, 1553,  
 1558, 1563  
 \figure ..... 1060, 1751, 2348  
 \figure@mtcck ... 2628, 2634, 2644, 2650,  
 2664, 2671, 2687  
 filecontents (environment) ..... 4663  
 \finalmem .. 5789, 5791, 5796, 5798, 5803,  
 5805  
 \finalnun ..... 5788, 5795, 5802  
 finnish.mld ..... **435**  
 finnish2.mld ..... **436**  
 \firstchapteris ..... 1, 523, 4226, 4435  
 \firstpartis ..... 1, 1193, 4221, 4435  
 \firstsectionis ..... 1, 1860, 4231, 4435  
 \FloatBarrier . 1, 583, 596, 638, 664, 677,  
 695, 698  
 \flushbottom ..... 223, 481  
 fminitoc.bib ..... **213**  
 fminitoc.dtx ..... **211, 213**  
 fminitoc.ist ..... **213**  
 fminitoc.lan ..... **213**  
 fminitoc.pdf ..... **213**  
 fmk ..... **213**  
 fncychap ..... **49, 71, 238, 381**  
 fo1.tex ..... **109, 213**  
 fo2.tex ..... **110, 213**  
 \footnotesize ..... 2218  
 franc.sty ..... **213**  
 francais.mld ..... **436**  
 frbib.sty ..... **213**  
 french.mld ..... **425, 436, 438, 439**  
 french1.mld ..... **437**  
 french2.mld ..... **105, 438**  
 frenchb.mld ..... **438**  
 frenchle.mld ..... **439**  
 frenchpro.mld ..... **439**  
 frnew.sty ..... **213**  
 frplain1.bst ..... **213**  
 \fup ..... 2009, 2032, 2034, 2101  
 \fussy ..... 320, 569
- G**
- galician.mld ..... **439**  
 gaps ..... **72**  
 gaps.tex ..... **72, 213**  
 german.mld ..... **415, 440**  
 germanb.mld ..... **440**  
 germanb2.mld ..... **441**
- \gobbleopt@ ..... 4355, 4356–4374  
 \goodap ..... 1437  
 greek-mono.mld ..... **442**  
 greek-polydemo.mld ..... **443**  
 greek-polykatha.mld ..... **444**  
 greek.mld ..... **441**  
 guarani.mld ..... **445**
- H**
- hangul-u8.mld ..... **448**  
 hangul-u8.mlo ..... **448**  
 hangul1.mld ..... **445**  
 hangul1.mlo ..... **445**  
 hangul2.mld ..... **446**  
 hangul2.mlo ..... **446**  
 hangul3.mld ..... **446**  
 hangul3.mlo ..... **446**  
 hangul4.mld ..... **447**  
 hanja-u8.mld ..... **449**  
 hanja-u8.mlo ..... **449**  
 hanja1.mld ..... **448**  
 hanja1.mlo ..... **448**  
 hanja2.mld ..... **449**  
 hanja2.mlo ..... **449**  
 \hb@xt@ ..... 827  
 \hebalef 5819, 5822, 5829, 5832, 5839, 5842  
 \hebayin ..... 5816, 5826, 5836  
 \hebbet ..... 5822, 5832, 5842  
 \hebfinalmem 5816, 5819, 5826, 5829, 5836,  
 5839  
 \hebfinalnun ..... 5815, 5825, 5835  
 \hebkafe ..... 5815, 5825, 5835  
 \heblamed ..... 5822, 5832, 5842  
 \hebmeme 5818, 5821, 5828, 5831, 5838, 5841  
 \hebnun ..... 5816, 5826, 5836  
 \hebresh 5818, 5819, 5821, 5828, 5829, 5831,  
 5838, 5839, 5841  
 hebrew.mld ..... **450**  
 hebrew2.mld ..... **450**  
 \hebshin 5818, 5821, 5828, 5831, 5838, 5841  
 \hebtav 5815, 5818, 5821, 5822, 5825, 5828,  
 5831, 5832, 5835, 5838, 5841, 5842  
 \hebtet ..... 5822, 5832, 5842  
 \hebvav 5815, 5819, 5822, 5825, 5829, 5832,  
 5835, 5839, 5842  
 \hebyod 5816, 5818, 5819, 5821, 5826, 5828,  
 5829, 5831, 5836, 5838, 5839, 5841  
 hia.tex ..... **134, 213**  
 hide1.tex ..... **64, 213**  
 hide2.tex ..... **65, 213**  
 hints ..... **48, 53, 235, 389**  
 hir.tex ..... **133, 213**  
 \hline ... 617, 687, 755, 1349, 1417, 1496,  
 1934, 2000, 2067

- hop.tex ..... **123, 213**  
 \hrule .. 536, 1792, 2487–2489, 2496–2498,  
 2505–2507  
 \Huge ..... 1723, 1725, 1732  
 \huge ..... 2014  
 hungarian.mld ..... **451**  
 hyperref ..... **48, 58, 68, 237**
- I**
- icelandic.mld ..... **452**  
 \if@dominilof@used@ 75, 893, 3832, 3909  
 \if@dominilot@used@ 75, 910, 3832, 3909  
 \if@dominitoc@used@ 75, 861, 876, 3832,  
 3909  
 \if@dopartlof@used@ 69, 1583, 3806, 3883  
 \if@dopartlot@used@ 69, 1600, 3806, 3883  
 \if@doparttoc@used@ 69, 1566, 3806, 3883  
 \if@dosectlof@used@ ... 81, 2194, 3790,  
 3858, 3935  
 \if@dosectlot@used@ ... 81, 2211, 3790,  
 3858, 3935  
 \if@dosecttoc@used@ 81, 2177, 3858, 3935  
 \if@filesw ..... 103, 487  
 \if@firstchapteris@used@ 87, 523, 4224  
 \if@firstpartis@used@ .. 87, 1193, 4219  
 \if@firstsectionis@used@ ... 87, 4229  
 \if@longextensions ..... 581  
 \if@longextensions@ 313, 581, 651, 719,  
 941, 972, 1048, 1107, 1312, 1385,  
 1459, 1628, 1642, 1739, 1799, 1904,  
 1970, 2037, 2241, 2269, 2336, 2395,  
 3370, 4048, 4256, 4503  
 \if@mainmatter ..... 4628, 4646  
 \if@minilof@used@ . 75, 649, 3832, 3909,  
 3990  
 \if@minilot@used@ . 75, 717, 3832, 3909,  
 3990  
 \if@minitoc@used@ . 75, 579, 3832, 3909,  
 3990  
 \if@mtc@abstract@loaded@ ..... 3563  
 \if@mtc@alnumsecLoaded@ . 21, 145, 4126  
 \if@mtc@alnumsecLoaded@a@ 21, 145, 4126  
 \if@mtc@captcontLoaded@ . 21, 147, 4134  
 \if@mtc@captcontLoaded@a@ 21, 147, 4134  
 \if@mtc@captionIILoaded@ 21, 151, 4150  
 \if@mtc@captionIILoaded@a@ .. 21, 151,  
 4150  
 \if@mtc@captionLoaded@ .. 21, 149, 4142  
 \if@mtc@captionLoaded@a@ 21, 149, 4142  
 \if@mtc@ccaptionLoaded@ . 21, 153, 4158  
 \if@mtc@ccaptionLoaded@a@ 21, 153, 4158  
 \if@mtc@chapter@def@ ... 59, 3832, 3909,  
 3990, 4048  
 \if@mtc@chapter@undef@ . 65, 1858, 2445  
 \if@mtc@checkfiles ..... 208, 3365  
 \if@mtc@empty@minilof@ .. 48, 656, 4194  
 \if@mtc@empty@minilot@ .. 53, 724, 4199  
 \if@mtc@empty@minitoc@ .. 48, 586, 4189  
 \if@mtc@empty@partlof@ ..... 48, 4179  
 \if@mtc@empty@partlot@ ..... 48, 4184  
 \if@mtc@empty@parttoc@ ..... 48, 4174  
 \if@mtc@empty@sectlof@ ..... 48, 4209  
 \if@mtc@empty@sectlot@ ..... 48, 4214  
 \if@mtc@empty@secttoc@ ..... 54, 4204  
 \if@mtc@FE . 208, 586, 594, 656, 664, 724,  
 732, 1319, 1332, 1392, 1405, 1467,  
 1480, 1911, 1919, 1977, 1986, 2044,  
 2053  
 \if@mtc@fncychapLoaded@ . 21, 137, 4094  
 \if@mtc@fncychapLoaded@a@ 21, 137, 4094  
 \if@mtc@Himlof@ ..... 3173  
 \if@mtc@Himlot@ ..... 3206  
 \if@mtc@Himtoc@ ..... 3158, 3159  
 \if@mtc@hints@ ..... 17, 876, 893,  
 910, 1566, 1583, 1600, 2177, 2194,  
 2211, 2465, 3561, 3765, 4302  
 \if@mtc@hints@giben@ ..... 17  
 \if@mtc@hints@given@ ... 19, 3571, 3576,  
 3582, 3588, 3606, 3612, 3617, 3676,  
 3683, 3693, 3700, 3711, 3716, 3732,  
 3748, 3795, 3806, 3832, 3858, 3883,  
 3909, 3935, 3961, 3990, 4019, 4078,  
 4086, 4094, 4102, 4110, 4118, 4126,  
 4134, 4142, 4150, 4158, 4166, 4234  
 \if@mtc@hints@given@true ..... 4048  
 \if@mtc@hints@w@ . 17, 3716, 3732, 3748,  
 3795  
 \if@mtc@hyper@used@ .. 117, 3716, 3732,  
 3748  
 \if@mtc@insellang@ ..... 3319, 3332  
 \if@mtc@LI ..... 208  
 \if@mtc@listfiles@ ..... 3390, 4301  
 \if@mtc@lof@used@ ... 3563, 3765, 3769,  
 3778, 3972, 4001, 4030  
 \if@mtc@lot@used@ ... 3563, 3765, 3769,  
 3778, 3981, 4010, 4039  
 \if@mtc@mcaptionLoaded@ . 21, 155, 4166  
 \if@mtc@mcaptionLoaded@a@ 21, 155, 4166  
 \if@mtc@memoirLoaded@ .... 21, 157, 361  
 \if@mtc@memoirnew@ ..... 21, 157  
 \if@mtc@notoccite@ ... 112, 3369, 4253  
 \if@mtc@part@def@ 57, 3806, 3883, 3961,  
 4048  
 \if@mtc@part@undef@ ..... 63  
 \if@mtc@placeinsLoaded@ 21, 3795, 4246  
 \if@mtc@quotchapLoaded@ . 21, 139, 4102  
 \if@mtc@quotchapLoaded@a@ 21, 139, 4102  
 \if@mtc@romannumLoaded@ . 21, 141, 4110



- \if@mtc@romannumLoaded@a@ 21, 141, 4110
  - \if@mtc@sect@floats@ . . . 20, 3790, 3795
  - \if@mtc@section@def@ . . . 61, 1858, 2444, 3790, 3858, 3935, 4019, 4048
  - \if@mtc@section@undef@ . . . . . 67
  - \if@mtc@sectstyLoaded@ . . 21, 133, 4078
  - \if@mtc@sectstyLoaded@a@ 21, 133, 4078
  - \if@mtc@setdepth@ . . . 3120, 3122, 3139
  - \if@mtc@setfeature@ . . 3067, 3088, 3106
  - \if@mtc@setfont@ 2574, 2576, 2594, 2612, 2690
  - \if@mtc@setformat@ . . . . . 2859, 2895
  - \if@mtc@setpagenumbers@ . . . 2909, 2949
  - \if@mtc@setrules@ . . . . . 2978, 2999
  - \if@mtc@setttitle@ . . . 2741, 2743, 2761
  - \if@mtc@setttitlefont@ 2705, 2707, 2725
  - \if@mtc@sfheadersLoaded@ 21, 143, 4118
  - \if@mtc@sfheadersLoaded@a@ . . 21, 143, 4118
  - \if@mtc@spn@ok@ . . . . . 2909, 2949
  - \if@mtc@sru@ok@ . . . . . 2978, 3019
  - \if@mtc@ss@insection@ 3373, 3617, 4246
  - \if@mtc@toc@used@ . . . 3563, 3765, 3769, 3778, 3963, 3992, 4021
  - \if@mtc@varsectsLoaded@ . 21, 135, 4086
  - \if@mtc@varsectsLoaded@a@ 21, 135, 4086
  - \if@mtcfixglossary@ . . . . . 3257
  - \if@mtcfixindex@ . . . . . 3297
  - \if@mtcpatchmemoir@ . . . . . 157, 176
  - \if@partlof@used@ 69, 1385, 3806, 3883, 3961
  - \if@partlot@used@ 69, 1459, 3806, 3883, 3961
  - \if@parttoc@used@ 69, 1312, 3806, 3883, 3961
  - \if@sectlof@used@ 81, 1970, 3790, 3858, 3935, 4019
  - \if@sectlot@used@ 81, 2037, 3790, 3858, 3935, 4019
  - \if@secttoc@used@ 81, 1904, 3858, 3935, 4019
  - \if@setrules@false . . . . . 3019
  - \if@twocolumn . . . . . 1251, 1265, 1279
  - \if@twoside . . . . . 1992
  - \ifanappendix . . . . . 4647
  - \ifartopt . . . . . 4633
  - \ifdim . . . . . 2132
  - \IfFileExists 177, 225, 2446, 3319, 3332, 4256
  - \ifheadnameref . . . . . 4660
  - \ifktightmtc 1, 115, 567, 1300, 1892, 4503
  - ifmtarg . . . . . 241
  - \ifmtc@lof@used@ . . . . 3961, 3990, 4019
  - \ifmtc@lot@used@ . . . . 3961, 3990, 4019
  - \ifmtc@toc@used@ . . . . 3961, 3990, 4019
  - \ifmtc@ffwarn@ . . . . . 4509, 4526, 4572
  - \ifmtcsecondpart . 90, 91, 97, 1177, 4503, 5435
  - \ifodd . . . . . 1993
  - \ifscan@allowed . . . . . 721, 921
  - \iftightmtc 1, 115, 567, 1300, 1892, 3361, 4503
  - \ifundottedmtc . . 348, 832, 835, 838, 840, 850, 3367, 4503
  - \ignorespaces . . . . . 786
  - imk . . . . . 213
  - \in . . . . . 6929, 6933, 6937
  - \incrementmtc . . . . . 1, 523, 4336
  - \incrementptc . . . . . 1, 1193, 4336
  - \incrementstc . . . . . 1, 1860, 4336
  - indon.mld . . . . . 452
  - indonesian.mld . . . . . 452
  - \input . . . . . 313, 4316
  - \InputIfFileExists . . . . . 3321, 3334
  - insection . . . . . 28, 49
  - \insertchapterspace . . . . . 4637
  - INSTALL . . . . . 211
  - \interlinepenalty . . 354, 807, 820, 1721, 1731, 2135
  - interlingua.mld . . . . . 453
  - irish.mld . . . . . 453
  - italian.mld . . . . . 454
  - italian2.mld . . . . . 454
  - \itemindent 567, 623, 693, 761, 1300, 1361, 1434, 1509, 1894, 1895, 1949, 2015, 2082
  - \itemsep . . . . . 567, 1300, 1893
- J**
- japanese.mld . . . . . 455
  - japanese.mlo . . . . . 455
  - japanese2.mld . . . . . 455
  - japanese2.mlo . . . . . 455
  - japanese3.mld . . . . . 456
  - japanese3.mlo . . . . . 456
  - japanese4.mld . . . . . 456
  - japanese4.mlo . . . . . 456
  - japanese5.mld . . . . . 457
  - japanese5.mlo . . . . . 457
  - \jobname . . . . . 313, 2446, 4256, 4316
  - jura . . . . . 49, 70
- K**
- k-loose . . . . . 38
  - k-tight . . . . . 38, 58, 237, 259, 288
  - \kaf . . . . . 5788, 5795, 5802
  - kanlel.sty . . . . . 457
  - kannada.mld . . . . . 457

- khalkha.mld ..... **458**  
\kiftightmtc ..... 3361  
\ktightmtcfalse ..... 1, 116, 3364, 4505  
\ktightmtctrue ..... 1, 3363
- L**
- \l@chapter .. 292, 784, 1370, 1371, 2476,  
2478, 4429  
\l@chapter@SVPN ..... 1370, 1371  
\l@coffee ..... 3353, 4555  
\l@listof ..... 2475, 4503  
\l@mti .. 556, 561, 594, 664, 732, 876, 893,  
910  
\l@paragraph ..... 2482, 4433  
\l@part ..... 255, 2477, 4428  
\l@pchapter ..... 1533  
\l@psect ..... 1533  
\l@pti 1241, 1251, 1294, 1332, 1405, 1480,  
1566, 1583, 1600  
\l@schapter ..... 2104  
\l@section ..... 281, 2475, 2479, 4430  
\l@starchapter ..... 2475, 4428  
\l@starparagraph ..... 2475, 4428  
\l@starpart ..... 2475, 4428  
\l@starsection ..... 2475, 4428  
\l@starsubparagraph ..... 2475, 4428  
\l@starsubsection ..... 2475, 4428  
\l@starsubsubsection ..... 2475, 4428  
\l@sti 1881, 1886, 1919, 1986, 2053, 2177,  
2194, 2211  
\l@subfigure ..... 1431  
\l@subparagraph ..... 2483, 4434  
\l@subsection ..... 2480, 4431  
\l@subsubsection ..... 2481, 4432  
\l@xchapter ..... 292, 784, 4375  
\l@xpart ..... 255, 1533, 4375  
\l@xsect ..... 281, 2104, 4375  
\label . 1399, 1403, 1422, 1472, 1475, 1532,  
1537, 1542, 1547, 1552, 1557, 1562,  
1567, 2027, 2108, 2252  
\labelitemi ..... 1775, 1780  
\labelsep 624, 694, 762, 1362, 1435, 1510,  
1950, 2016, 2083  
\labelwidth ... 623, 693, 761, 1361, 1434,  
1509, 1949, 2015, 2082  
\lamed ..... 5793, 5800, 5807  
lamed.eps ..... **213**  
lamed.pdf ..... **213**  
lamed.tex ..... **213**  
\LangSig ..... 2248, 2284  
\LARGE ..... 1239  
\Large ..... 1225, 1279, 2016  
\large .. 554, 1749, 1774, 1779, 1783, 1786,  
1880
- latin.mld ..... **458**  
latin2.mld ..... **459**  
latvian.mld ..... **459, 460**  
\ldots ..... 1952, 1956, 1960, 2231, 2240  
\leftmargin 575, 576, 621, 691, 759, 1308,  
1309, 1359, 1432, 1507, 1900, 1901,  
1947, 2013, 2080  
letton.mld ..... **460**  
\linewidth . 1747, 1756, 1764, 2253, 2254  
lipsum ..... **196**  
\lipsum ..... 17,  
19, 24, 26, 39, 41, 46, 48, 254, 256,  
258, 260, 263, 265, 267, 269, 271,  
273, 275, 277, 279, 281, 283, 285,  
287, 289, 291, 293, 295, 297, 299,  
301, 303, 305, 307, 309, 311, 313,  
315, 317, 319, 327, 329, 344, 346,  
348, 356, 359, 362, 365, 368, 371,  
374, 381, 383, 385, 387, 389, 396,  
398, 407, 409, 411, 413, 420, 422,  
424, 426, 434, 436, 438, 451, 453,  
455, 461, 507, 509, 511, 513, 516,  
518, 520, 522, 524, 526, 528, 530,  
532, 534, 536, 538, 540, 542, 544,  
546, 548, 550, 552, 554, 556, 558,  
560, 562, 564, 566, 568, 574, 576,  
585, 587, 589, 598, 603, 605, 607,  
609, 611, 613, 623, 625, 627, 629,  
631, 639, 641, 651, 653, 655, 657,  
667, 669, 680, 684, 686, 688, 697,  
703, 705, 707, 709, 711, 1212, 1214,  
1219, 1222, 1227, 1244, 1246, 1248,  
1250, 1254, 1256, 1258, 1260, 1289,  
1291, 1293, 1319, 1321, 1323, 1325,  
1327, 1329, 1331, 1365, 1367, 1369,  
1371, 1373, 1375, 1377, 1649, 1651,  
1656, 1658, 1660, 1666, 1668, 1670,  
1676, 1678, 1680, 1896, 1904, 1915,  
1923, 2325, 2329, 2333, 2338, 2342,  
2345, 2350, 2354, 2358, 2372, 2376,  
2380, 2385, 2389, 2392, 2397, 2401,  
2405  
\list ..... 567, 1300, 1893  
listfiles ..... **48**  
\listoffigures . 1, 59, 121, 244, 272, 736,  
935, 1455, 1521, 1625, 3769, 3975,  
4004, 4033  
\listoftables .. 1, 60, 122, 245, 272, 738,  
937, 1393, 2322, 2369, 3769, 3984,  
4013, 4042  
\listparindent . 567, 624, 694, 762, 1300,  
1362, 1435, 1510, 1895, 1950, 2016,  
2083  
lithuanian.mld ..... **460**

- livre.tex . . . . . **125, 213**  
 \localgreek 5562, 5565, 5569, 5573, 5576,  
           5580, 5584, 5587, 5591, 5602, 5605,  
           5609, 5613, 5616, 5620, 5624, 5627,  
           5631, 5642, 5645, 5649, 5653, 5656,  
           5660, 5664, 5667, 5671  
 \locallatvian . . . 6063–6065, 6067–6069,  
           6071–6073  
 \localpolish . . . 6395–6397, 6399–6401,  
           6403–6405  
 \localrussian . . . 6521, 6524, 6528, 6532,  
           6535, 6539, 6543, 6546, 6550, 6561,  
           6564, 6568, 6572, 6575, 6579, 6583,  
           6586, 6590  
 \localspanish . . . 6848–6850, 6852–6854,  
           6856–6858  
 lofdepth . . . . . **30, 255**  
 loose . . . . . **38**  
 lotdepth . . . . . **30, 255, 268**  
 lowersorbian.mld . . . . . **461**  
 lsorbian.mld . . . . . **461**
- M**
- M . . . . . **260**  
 \M@getttitle . . . . . 4660  
 magyar.mld . . . . . **451, 462**  
 magyar2.mld . . . . . **462**  
 magyar3.mld . . . . . **463**  
 \maketitle . . . . . 2021  
 \MakeUppercase 593, 663, 731, 1326, 1399,  
           1474, 1919, 1984, 2051  
 malay.mld . . . . . **463**  
 malayalam-keli.mld . . . . . **463**  
 malayalam-omega.mld . . . . . **464**  
 malayalam-omega.mlo . . . . . **464**  
 malayalam-rachana.mld . . . . . **464**  
 malayalam-rachana2.mld . . . . . **465**  
 manju.mld . . . . . **466**  
 mcaption . . . . . **49, 68, 240, 384**  
 \mdseries 477, 544, 555, 1215, 1228, 1230,  
           1315, 1361, 1871  
 \mem . . . 5790, 5792, 5797, 5799, 5804, 5806  
 mem.tex . . . . . **107, 213**  
 meml.tex . . . . . **108, 213**  
 memoir . . . . . **48, 61, 68, 233, 241, 250**  
 \MessageBreak . . . . . 4588  
 meyalu.mld . . . . . **466**  
 mini-art.tex . . . . . **89, 213**  
 \minilof . 1, 62, 77, 98, 124, 139, 158, 324,  
           448, 648, 743, 808, 845, 870, 1457,  
           1460, 1524, 1527, 1894, 1912, 3844,  
           3922, 4003, 4362  
 \minilof@ . . . . . 648, 649, 830  
 \minilof@mtcck . . . . . 2616, 2655  
 minilofdepth . . . . . **255, 265**  
 \minilof . 1, 63, 78, 99, 125, 140, 159, 326,  
           449, 716, 745, 810, 847, 872, 2324,  
           2344, 3852, 3930, 4012, 4362  
 \minilof@ . . . . . 716, 717, 830  
 \minilof@mtcck . . . . . 2619, 2661  
 minilofdepth . . . . . **268**  
 \minitoc . . . . . 1, 14, 21,  
           36, 43, 253, 322, 379, 380, 403, 432,  
           447, 578, 741, 806, 843, 868, 1211,  
           1218, 1225, 1243, 1253, 1287, 1318,  
           1364, 1420, 1599, 1603, 1607, 1611,  
           1618, 1647, 1654, 1664, 1674, 1766,  
           1813, 1893, 1912, 1967, 1971, 1978,  
           1982, 2028, 2104, 2167, 2194, 2256,  
           3836, 3914, 3994, 4362  
 minitoc-ex.tex . . . . . **83, 213**  
 minitoc.bib . . . . . **213**  
 minitoc.bug . . . . . **48, 53, 213**  
 minitoc.dtx . . . . . **211, 213**  
 minitoc.ins . . . . . **40, 211, 213**  
 minitoc.ist . . . . . **213**  
 minitoc.l . . . . . **211, 213**  
 minitoc.lan . . . . . **213**  
 minitoc.pdf . . . . . **213**  
 minitoc.pre . . . . . **213**  
 minitoc.sty . . . . . **211**  
 minitoc.sum . . . . . **213**  
 \minitoc@ . . . . . 578, 579, 830  
 \minitoc@mtcck . . . . . 2613, 2647  
 minitocdepth . . . . . **30, 257, 261**  
 minutes . . . . . **258**  
 mlf . . . . . **263**  
 \MLF@ . . . . . 1081, 1083  
 \MLF@contentsline . . . . . 1044, 1083  
 \MLF@explist . . . . . 1042, 1069  
 \MLF@line . . . . . 1080, 1081  
 \MLF@list . . . . . 1039, 1042, 1069, 1083  
 \MLF@lof . . . . . 1042, 1070, 1083  
 \MLF@loop . . . . . 1039, 1070  
 \MLF@next . . . . . 866, 1039, 1069  
 \mlf@pgno . . . . . 417, 418  
 \MLF@read . . . . . 1070, 1079, 1083  
 \mlf@rule 523, 664, 713, 2494, 2497, 2500  
 \mlf@setform . . . . . 701, 2834  
 \MLF@test . . . . . 1081, 1083  
 \mlf@dotsep . . . . . 2804, 2837  
 \mlffont . . . . . 1, 544, 664, 4398  
 \mlfflofrmarg . . . . . 2795  
 \mlfname . . . . . 1048  
 \mlfpagenumbers 398, 411, 417, 430, 4458  
 \mlfpnumwidth . . . . . 2786, 2835  
 \mlfrule . . . . . 2484, 4440  
 \mlfSfont . . . . . 1, 544, 4398

- \mlftitle 1, 663, 673, 683, 687, 4663, 4681,  
4702, 4723, 4741, 4762, 4791, 4808,  
4825, 4843, 4859, 4875, 4891, 4907,  
4924, 4945, 4973, 5003, 5024, 5040,  
5075, 5113, 5132, 5149, 5166, 5183,  
5206, 5232, 5249, 5270, 5290, 5321,  
5360, 5377, 5398, 5421, 5454, 5483,  
5498, 5515, 5530, 5548, 5576, 5580,  
5616, 5656, 5686, 5797, 5827, 5859,  
5884, 5901, 5919, 5937, 6011, 6012,  
6032, 6049, 6068, 6090, 6107, 6131,  
6148, 6165, 6186, 6209, 6226, 6250,  
6279, 6294, 6313, 6329, 6344, 6360,  
6381, 6400, 6418, 6439, 6456, 6474,  
6507, 6535, 6575, 6615, 6640, 6708,  
6725, 6742, 6764, 6784, 6801, 6822,  
6837, 6853, 6874, 6891, 6908, 6932,  
6969, 6997, 7024, 7045, 7060, 7075,  
7090
- \mlftocrmarg ..... 2799, 2836
- mlt ..... **266**
- \MLT@ ..... 1140, 1142
- \MLT@contentsline ..... 1103, 1142
- \MLT@explist ..... 1101, 1128
- \MLT@line ..... 1139, 1140
- \MLT@list ..... 1098, 1101, 1128, 1142
- \MLT@loop ..... 1098, 1129
- \MLT@lot ..... 1101, 1129, 1142
- \MLT@next ..... 871, 1098, 1128
- \mlt@pgno ..... 423, 424
- \MLT@read ..... 1129, 1138, 1142
- \mlt@rule 523, 732, 781, 2503, 2506, 2509
- \mlt@setform ..... 769, 2849
- \MLT@test ..... 1140, 1142
- \mltdotsep ..... 2804
- \mltfont ..... 1, 544, 732, 4398
- \mltitle ..... 4703
- \mltlofrmarg ..... 2795
- \mltname ..... 1107
- \mltpagenumbers 404, 411, 417, 423, 430,  
4458
- \mltpnumwidth ..... 2786
- \mltrule ..... 2484, 4440
- \mltSfont ..... 1, 544, 4398
- \mltttitle 1, 731, 741, 751, 755, 4663, 4682,  
4724, 4742, 4763, 4792, 4809, 4826,  
4844, 4860, 4876, 4892, 4908, 4925,  
4946, 4976, 5005, 5025, 5041, 5076,  
5114, 5133, 5150, 5167, 5184, 5207,  
5233, 5250, 5271, 5293, 5323, 5361,  
5378, 5399, 5422, 5455, 5484, 5499,  
5516, 5531, 5549, 5620, 5660, 5687,  
5799, 5830, 5860, 5885, 5902, 5920,  
5938, 6033, 6050, 6069, 6091, 6108,  
6132, 6149, 6166, 6187, 6210, 6227,  
6251, 6280, 6295, 6314, 6330, 6345,  
6361, 6382, 6401, 6419, 6440, 6457,  
6475, 6492, 6493, 6508, 6539, 6579,  
6618, 6641, 6709, 6726, 6743, 6766,  
6785, 6802, 6823, 6838, 6854, 6875,  
6892, 6909, 6933, 6971, 6998, 7025,  
7046, 7061, 7076, 7091
- \mlttocrmarg ..... 2802
- \mm ... 6181–6183, 6185–6187, 6189–6191,  
6204–6206, 6208–6210, 6212–6214,  
6221–6223, 6225–6227, 6229–6231
- \mnr ... 5019–5021, 5023–5025, 5027–5029,  
5035–5037, 5039–5041, 5043–5045,  
6245–6247, 6249–6251, 6253–6255,  
7055–7057, 7059–7061, 7063–7065,  
7070–7072, 7074–7076, 7078–7080
- mongol.mld ..... **466**
- mtc ..... **257, 260**
- \MTC@ ..... 1015, 1019
- \mtc@While ..... 194, 196, 201
- \mtc@addtomaf ..... 4256
- \mtc@arg@dotinterval ..... 2778
- \mtc@arg@numwidth ..... 2784
- \mtc@arg@pagenumwidth ..... 2782
- \mtc@arg@tocrightmargin ..... 2780
- \mtc@BBR ... 299, 620, 626, 690, 696, 758,  
764, 1358, 1363, 1431, 1436, 1506,  
1511, 1946, 1951, 2012, 2017, 2079,  
2084
- \mtc@Body ..... 208
- \mtc@bottom@rule ... 638, 644, 711, 779
- \mtc@ck ..... 4526
- \mtc@CkFile ... 208, 586, 656, 724, 1319,  
1392, 1467, 1911, 1977, 2044
- \mtc@CkStr 208, 594, 664, 732, 1332, 1405,  
1480, 1919, 1986, 2053
- \MTC@contentsline ..... 937, 1017
- \mtc@dot ..... 1158
- \mtc@EndWhile ..... 183, 208
- \MTC@explist ..... 934, 1002
- \mtc@featparam@abbrev 3069, 3088, 3106
- \mtc@featparam@third ..... 3088, 3106
- \mtc@featureparam@after ..... 3060
- \mtc@featureparam@before ..... 3058
- \mtc@featureparam@pagestyle ... 3062
- \mtc@fparam@abbrev ... 2861, 2880, 2895
- \mtc@glofix@level 3239, 3258, 3267–3269,  
3275
- \mtc@hints@chapter ..... 3732, 4309
- \mtc@hints@part ..... 3716, 4306
- \mtc@hints@schapter ..... 3732, 4309
- \mtc@hints@ssect ..... 3748, 4312
- \mtc@hints@spart ..... 3716, 4306

- \mtc@hints@ssect ..... 3748, 4312
- \mtc@hints@begindoc . 3563, 3788, 4302
- \mtc@hints@chapter .. 3716, 3732, 4309
- \mtc@hints@checklongext ..... 4048
- \mtc@hints@enddoc 3563, 3789, 4234, 4302
- \mtc@hints@part ..... 3716, 4306
- \mtc@hints@section .. 3716, 3748, 4312
- \mtc@hook@beforeinputfile .. 112, 628,  
701, 769, 1365, 1442, 1517, 1953,  
2023, 2090
- \mtc@hstrut . 299, 1428, 1503, 2008, 2075
- \mtc@hstrutbox ..... 299
- \mtc@ifmtarg .... 183, 218, 255, 281, 292
- \mtc@ixfix@level 3279, 3298, 3307–3309,  
3315
- \mtc@level@abbrev ... 2594, 2611, 2690
- \MTC@line ..... 1013, 1015
- \MTC@list ..... 930, 934, 1002, 1017
- \MTC@loop ..... 930, 1003
- \mtc@ltypetable@minilof ..... 3052
- \mtc@ltypetable@minilot ..... 3053
- \mtc@ltypetable@minitoc ..... 3051
- \mtc@ltypetable@partlof ..... 3049
- \mtc@ltypetable@partlot ..... 3050
- \mtc@ltypetable@parttoc ..... 3048
- \mtc@ltypetable@sectlof ..... 3055
- \mtc@ltypetable@sectlot ..... 3056
- \mtc@ltypetable@secttoc ..... 3054
- \mtc@maf ..... 4256, 4301
- \mtc@maf@long ..... 4256
- \mtc@maf@short ..... 4256
- \mtc@markboth .. 498, 593, 663, 731, 1326,  
1399, 1474, 1919, 1984, 2051
- \mtc@mta@abbrev ..... 2576, 2611, 2690
- \mtc@mtade@abbrev ..... 3122, 3139
- \mtc@mtatf@abbrev ..... 2707, 2725
- \mtc@mtati@abbrev ..... 2743, 2761
- \mtc@mtf@abbrev ..... 2861, 2895
- \mtc@mtfeat@abbrev ..... 3069, 3106
- \mtc@mttpn@abbrev ..... 2930, 2949
- \mtc@mttru@abbrev ..... 2999, 3019
- \MTC@next ..... 861, 930, 1002
- \mtc@noX ..... 2966, 2968, 3019
- \mtc@onebackchap ..... 243
- \mtc@onebackchapter ..... 242
- \mtc@onebackpart ..... 242
- \mtc@onebacksect ..... 244, 272
- \mtc@onebacksection ..... 242
- \mtc@param ..... 1158
- \mtc@pgno ..... 411, 412, 628, 701, 769
- \mtc@pnsw@abbrev ..... 2930, 2949
- \mtc@pnsw@abbrevX ..... 2965
- \MTC@read ..... 1003, 1013, 1017
- \mtc@restorelofdepth ..... 3193, 4564
- \mtc@restorelotdepth .. 3226, 3238, 4564
- \mtc@restoretocdepth . 3159, 3189, 3205,  
3222, 4564
- \mtc@Rline ..... 208
- \mtc@rule 523, 594, 644, 2485, 2488, 2491
- \mtc@rusw@abbrev ..... 2999, 3019
- \mtc@rusw@abbrevX ..... 3035
- \mtc@savelofdepth .... 3192, 3199, 4564
- \mtc@savelotdepth .... 3225, 3232, 4564
- \mtc@savetocdepth 3159, 3183, 3216, 4564
- \mtc@schapter ..... 791
- \mtc@sectlevel@chapter ..... 2563
- \mtc@sectlevel@figure ..... 2570
- \mtc@sectlevel@paragraph ..... 2567
- \mtc@sectlevel@section ..... 2564
- \mtc@sectlevel@subfigure ..... 2572
- \mtc@sectlevel@subparagraph ... 2568
- \mtc@sectlevel@subsection .... 2565
- \mtc@sectlevel@subsubsection ... 2566
- \mtc@sectlevel@subtable ..... 2573
- \mtc@sectlevel@table ..... 2571
- \mtc@setform ..... 628, 2819
- \mtc@string 299, 1017, 1083, 1142, 1158,  
1178, 1715, 1776, 1836, 2311, 2370,  
2429, 4375
- \mtc@strut 299, 628, 701, 769, 1365, 1442,  
1517, 1953, 2023, 2090
- \mtc@strutbox ..... 299
- \mtc@sv@fakelistoffigures ..... 3778
- \mtc@sv@fakelistoftables ..... 3778
- \mtc@sv@faketableofcontents ... 3778
- \mtc@sv@listoffigures ..... 3769
- \mtc@sv@listoftables ..... 3769
- \mtc@sv@lofdepth ..... 3173
- \mtc@sv@lotdepth ..... 3206
- \mtc@sv@tableofcontents ..... 3769
- \mtc@sv@tocdepth .... 3159, 3173, 3206
- \mtc@svchapter ..... 290
- \mtc@svf@tocdepth ..... 3173
- \mtc@svpart ..... 245, 1538
- \mtc@svsection ..... 278
- \mtc@svspart ..... 245
- \mtc@svss ..... 278
- \mtc@svt@tocdepth ..... 3206
- \MTC@test ..... 1015, 1017
- \mtc@tmp@name ..... 2611, 2690
- \mtc@tmpde@name ..... 3139
- \mtc@tmpfeat@name ..... 3106
- \mtc@tmpfm@name ..... 2895
- \mtc@tmppn@name ..... 2949, 3019
- \mtc@tmptf@name ..... 2725
- \mtc@tmpti@name ..... 2761
- \MTC@toc ..... 934, 1003, 1017

- \mtc@toks ..... 299,  
953, 1060, 1119, 1158, 1178, 1654,  
1751, 1811, 2253, 2348, 2407, 2690,  
2725, 2761, 3139
- \mtc@typetable@minilof ..... 2515
- \mtc@typetable@minilot ..... 2516
- \mtc@typetable@minitoc ..... 2514
- \mtc@typetable@partlof ..... 2512
- \mtc@typetable@partlot ..... 2513
- \mtc@typetable@parttoc ..... 2511
- \mtc@typetable@sectlof ..... 2518
- \mtc@typetable@sectlot ..... 2519
- \mtc@typetable@secttoc ..... 2517
- \mtc@typetitle@minilof ..... 2524
- \mtc@typetitle@minilot ..... 2525
- \mtc@typetitle@minitoc ..... 2523
- \mtc@typetitle@partlof ..... 2521
- \mtc@typetitle@partlot ..... 2522
- \mtc@typetitle@parttoc ..... 2520
- \mtc@typetitle@sectlof ..... 2527
- \mtc@typetitle@sectlot ..... 2528
- \mtc@typetitle@secttoc ..... 2526
- \mtc@v ..... 299,  
613, 617, 683, 687, 751, 755, 1349,  
1417, 1496, 1934, 2000, 2067
- \mtc@verse ..... 567
- mtc@verse (environment) 567, 620, 638, 690,  
711, 758, 779, 2819, 2834, 2849
- \mtc@While ..... 183, 208
- \mtc@WhileBody ..... 183
- \mtc@WhileCondition ..... 183
- \mtc@WhileNext ..... 183
- \mtc@WhilePreCondition ..... 183
- \MTC@WriteCoffeeline .. 969, 1178, 1665,  
2253
- \MTC@WriteContentsLine ... 1625, 2236,  
2331, 2390
- \MTC@WriteContentsline ..... 954,  
986, 1060, 1119, 1158, 1655, 1679,  
1751, 1811, 2253, 2284, 2348, 2407
- \mtc@xifmtarg ..... 183
- \mtc@YN@F ..... 2540
- \mtc@YN@f ..... 2539
- \mtc@YN@FALSE ..... 2536
- \mtc@YN@false ..... 2535
- \mtc@YN@FAUX ..... 2538
- \mtc@YN@faux ..... 2537
- \mtc@YN@N ..... 2534
- \mtc@YN@n ..... 2533
- \mtc@YN@NO ..... 2532
- \mtc@YN@no ..... 2531
- \mtc@YN@NON ..... 2541
- \mtc@YN@non ..... 2542
- \mtc@YN@O ..... 2560
- \mtc@YN@o ..... 2561
- \mtc@YN@OFF ..... 2530
- \mtc@YN@off ..... 2529
- \mtc@YN@ON ..... 2545
- \mtc@YN@on ..... 2544
- \mtc@YN@OUI ..... 2558
- \mtc@YN@oui ..... 2559
- \mtc@YN@T ..... 2553
- \mtc@YN@t ..... 2552
- \mtc@YN@TRUE ..... 2551
- \mtc@YN@true ..... 2550
- \mtc@YN@TRUEV ..... 2557
- \mtc@YN@v ..... 2556
- \mtc@YN@VRAI ..... 2555
- \mtc@YN@vrai ..... 2554
- \mtc@YN@Y ..... 2549
- \mtc@YN@y ..... 2548
- \mtc@YN@YES ..... 2547
- \mtc@YN@yes ..... 2546
- \mtc@zrule . 299, 620, 641, 690, 714, 758,  
782, 1358, 1379, 1431, 1453, 1506,  
1528, 1946, 1965, 2012, 2032, 2079,  
2100
- \mtcaddchapter ..... 1, 12,  
174, 292, 735, 737, 739, 778, 779,  
782, 783, 788, 789, 837, 1394, 1595,  
1597, 1615, 1617, 1627, 1955, 1959,  
1965, 2166, 4526
- \mtcaddpart ... 1, 255, 1891, 1947, 4526
- \mtcaddsection 1, 174, 281, 601, 934, 936,  
938, 977–980, 985, 986, 1063–1066,  
1071, 1072, 1117, 4526
- \mtcArabTok .... 4735–4738, 4740–4742,  
4744–4746
- \mtcdotsep ..... 2804, 2822
- \mtcEnglishIipart .... 5218, 5227–5229
- \mtcfixglossary 1, 3243, 3248, 3250, 3257,  
4570
- \mtcfixindex ... 1, 834, 1114, 3283, 3288,  
3290, 3297, 4571
- \mtcfont ..... 1, 218, 544, 594, 4398
- \mtcFrenchIipart . 5433, 5445, 5448, 5451
- \mtcgapafterheads .. 15, 189, 195, 1251,  
1265, 1279, 4334
- \mtcgapbeforeheads . 15, 188, 194, 1251,  
1265, 1279, 4334
- \mtchideinmainlof ..... 142
- mtchideinmainlof (environment) . 1, 3173,  
4558
- \mtchideinmainlot ..... 150, 2335, 2382
- mtchideinmainlot (environment) . 1, 3206,  
4558
- mtchideinmaintoc (environment) . 1, 3159,  
4558

- \mtcindent 9, 217, 523, 567, 620, 690, 758,  
1642, 1707, 2246, 4324
- \mtcloadmlo 3332, 4439, 5090, 5101, 5339,  
5348, 5703, 5716, 5728, 5740, 5749,  
5761, 5773, 5782, 5951, 5963, 5975,  
5987, 6000, 6196, 6654, 6664, 6672,  
6680, 6688, 6696, 6920
- \mtclofrmarg ..... 2795
- mtcmess.sty ..... **211**
- \mtcname ..... 941, 972
- mtcoff ..... **51, 54**
- mtcoff.sty ..... **211**
- \mtcoffwarn@false ..... 4509
- \mtcoffwarn@true 4526, 4535, 4544, 4572,  
4577, 4582
- \mtcPackage ..... 179
- \mtcPackageError 2581, 2598, 2698, 2712,  
2734, 2748, 2770, 2867, 2883, 2902,  
2937, 2956, 3006, 3025, 3075, 3092,  
3114, 3127, 3142, 3153, 3162, 3168,  
3177, 3185, 3195, 3201, 3210, 3218,  
3228, 3234, 3246, 3271, 3286, 3311,  
3324, 3337, 3346, 3376, 4588
- \mtcPackageInfo ... 2, 117, 159, 165, 167,  
169, 249, 262, 264, 270, 289, 313,  
324, 326, 588, 658, 726, 879, 896,  
913, 942, 946, 975, 979, 1009, 1049,  
1053, 1076, 1108, 1112, 1135, 1321,  
1394, 1469, 1569, 1586, 1603, 1629,  
1633, 1643, 1647, 1706, 1740, 1744,  
1767, 1800, 1804, 1827, 1913, 1979,  
2046, 2180, 2197, 2214, 2242, 2246,  
2273, 2277, 2304, 2337, 2341, 2363,  
2396, 2400, 2422, 2446, 2693, 2728,  
2764, 2897, 2969, 2972, 3039, 3042,  
3109, 3148, 3322, 3335, 3568, 3578,  
3584, 3590, 3596, 3602, 3608, 3678,  
3695, 3704, 4239, 4257, 4588, 4605
- \mtcPackageWarning 525, 1005, 1072, 1131,  
1198, 1702, 1763, 1823, 1861, 2300,  
2359, 2418, 4527, 4536, 4545, 4573,  
4578, 4583, 4588
- \mtcPackageWarningNoLine 246, 266, 330,  
340, 344, 3241, 3249, 3281, 3289,  
3371, 3573, 3614, 3621, 3637, 3652,  
3668, 3685, 3690, 3713, 3724, 3727,  
3740, 3743, 3757, 3760, 3797, 3809,  
3817, 3825, 3835, 3843, 3851, 3861,  
3869, 3877, 3886, 3894, 3902, 3912,  
3920, 3928, 3938, 3946, 3954, 3964,  
3973, 3982, 3993, 4002, 4011, 4022,  
4031, 4040, 4054, 4062, 4070, 4080,  
4088, 4096, 4104, 4112, 4120, 4128,  
4136, 4144, 4152, 4160, 4168, 4175,  
4180, 4185, 4190, 4195, 4200, 4205,  
4210, 4215, 4220, 4225, 4230, 4235,  
4511, 4588
- \mtcpagenumbers 231, 362, 411, 430, 4458
- \mtcPfont ..... 1, 221, 544, 4398
- \mtcpnumwidth ..... 2786, 2820
- \mtcprepare ..... 1, 2446, 4374
- \mtcprepare@ ..... 2446
- \mtcrule ..... 2484, 4440
- \mtcsecondpartfalse 90, 95, 101, 109, 4507
- \mtcsecondparttrue ..... 93, 99, 106
- \mtcselectlanguage ..... 1,  
174, 3319, 3393, 4438, 4663, 4665,  
4669, 4690, 4711, 4750, 4771, 4775,  
4779, 4933, 4954, 5049, 5053, 5058,  
5063, 5258, 5308, 5386, 5463, 5467,  
5471, 5846, 5868, 5872, 6020, 6077,  
6174, 6235, 6239, 6259, 6263, 6267,  
6427, 6941, 6945, 6949, 6953, 7006,  
7033
- \mtcsetdepth . . 1, 1442, 1459, 1526, 2219,  
3121, 3128, 3143, 3149, 3154, 3157,  
4420
- \mtcsetfeature . 1, 478, 3067, 3076, 3093,  
3110, 3115, 4420
- \mtcsetfont ..... 1, 1273,  
1274, 1309, 1312, 1315, 1355, 1358,  
1361, 1443–1447, 1449–1452, 2217,  
2574, 2575, 2582, 2599, 2694, 2699,  
4420
- \mtcsetformat ... 1, 628, 701, 769, 2814,  
2859, 2868, 2884, 2898, 2903, 4420
- \mtcsetpagenumber@ ..... 2929
- \mtcsetpagenumbers 1, 2911, 2938, 2957,  
4420
- \mtcsetpagenumbers@ ..... 2911, 2929
- \mtcsetrules . . 1, 2980, 3007, 3026, 4420
- \mtcsetrules@ ..... 2980, 2998
- \mtcsettitle . . 1, 174, 1281, 2741, 2742,  
2749, 2765, 2771, 4420
- \mtcsettitlefont . . 1, 1279, 2705, 2706,  
2713, 2729, 4420
- \mtcSfont ..... 1, 219, 544, 4398
- \mtcskip ..... 1,  
9, 323, 325, 506, 572, 602, 621, 647,  
673, 675, 682, 742, 744, 807, 809,  
844, 846, 869, 871, 940, 944, 1004,  
1024, 1028, 1090, 1122, 1144, 1458,  
1525, 1770, 4336
- \mtcskipamount ..... 1, 9, 4324
- \mtcSPfont ..... 1, 221, 544, 4398
- \mtcSSfont ..... 1, 220, 544, 4398
- \mtcSSSfont ..... 1, 221, 544, 4398
- \mtcsv@listoffigures ..... 272

- `\mtcsv@listoftables` ..... 272  
`\mtcsv@tableofcontents` ..... 272  
`\mtctitle` 1, 593, 594, 664, 732, 1711, 4663,  
 4680, 4701, 4722, 4740, 4761, 4790,  
 4807, 4824, 4842, 4858, 4874, 4890,  
 4906, 4923, 4944, 4971, 5001, 5023,  
 5039, 5074, 5112, 5131, 5148, 5165,  
 5182, 5205, 5231, 5248, 5269, 5289,  
 5320, 5359, 5376, 5397, 5420, 5453,  
 5482, 5497, 5514, 5529, 5547, 5573,  
 5613, 5653, 5685, 5795, 5824, 5858,  
 5883, 5900, 5918, 5936, 6010, 6031,  
 6048, 6067, 6089, 6106, 6130, 6147,  
 6164, 6185, 6208, 6225, 6249, 6278,  
 6293, 6312, 6328, 6343, 6359, 6380,  
 6399, 6417, 6438, 6455, 6473, 6491,  
 6506, 6532, 6572, 6613, 6639, 6707,  
 6724, 6741, 6762, 6783, 6800, 6821,  
 6836, 6852, 6873, 6890, 6907, 6931,  
 6968, 6996, 7023, 7044, 7059, 7074,  
 7089  
`\mtctocrmarg` ..... 2796, 2821  
`\mtifont` .... 1, 544, 594, 664, 732, 4398  
`mu.tex` ..... **131, 213**  
`\mz` ... 6503, 6504, 6507, 6508, 6511, 6512
- N**
- `\n@mti` .. 556, 594, 664, 732, 876, 893, 910  
`\n@pti` 1241, 1248, 1332, 1405, 1480, 1566,  
 1583, 1600  
`\n@sti` 1881, 1919, 1986, 2053, 2177, 2194,  
 2211  
`naustrian.mld` ..... **467**  
`needspace` ..... **53**  
`\NeedsTeXFormat` .... 2, 4320, 4590, 4601  
`\newblock` ..... 2299, 2301, 2307, 2308  
`\newbox` ..... 302, 306  
`\newcommand` ... 255, 281, 292, 530, 1203,  
 1437, 1492, 1503, 1865, 2248, 2575,  
 2706, 2742, 2860, 2911, 2929, 2980,  
 2998, 3068, 3121, 3159, 3160, 3192,  
 3193, 3225, 3226, 3258, 3298, 3356,  
 4340–4342, 4526, 4535, 4544, 4570,  
 4571, 4591, 4593, 4595, 4597  
`\newcounter` 494, 496, 528, 534, 1187, 1193,  
 1852, 1864, 1868  
`\newif` ..... 17–57, 59, 61, 63, 65, 67,  
 69–90, 112, 115, 116, 118, 157, 208–  
 210, 315, 348, 721, 921, 2574, 2705,  
 2741, 2859, 2909, 2910, 2978, 2979,  
 3067, 3120, 3158, 3173, 3206, 3257,  
 3297, 3319, 3373, 3390, 3563–3566,  
 4503–4507, 4509  
`\newlength` ..... 9, 1212, 1870  
`\newread` ..... 299, 342  
`\newwrite` ..... 8, 487  
`newzealand.mld` ..... **467**  
`ngerman.mld` ..... **467**  
`ngermanb.mld` ..... **467**  
`ngermanb2.mld` ..... **468**  
`nocheckfiles` ..... **30, 50**  
`\nocite` ..... 828, 1108  
`nohints` ..... **48**  
`\noindent` 610, 680, 748, 1347, 1420, 1495,  
 1935, 2001, 2068  
`nolistfiles` ..... **48**  
`\nomlfpagenumbers` .. 235, 398, 411, 417,  
 4458  
`\nomlfrule` ..... 2484, 4440  
`\nomltpagenumbers` .. 236, 404, 411, 417,  
 423, 4458  
`\nomltrule` ..... 2484, 4440  
`\nomtcpagenumbers` . 234, 362, 411, 1709,  
 4458  
`\nomtcrule` ..... 233, 1708, 2484, 4440  
`\noopsort` ..... 829, 1109  
`\noplfpagenumbers` .... 398, 422, 4458  
`\noplfrule` ..... 2484, 4440  
`\nopltpagenumbers` .... 404, 428, 4458  
`\nopltrule` ..... 2484, 4440  
`\noptcpagenumbers` .... 384, 416, 4458  
`\noptcrule` ..... 232, 2484, 4440  
`\normalcolor` ..... 827  
`\normalfont` ..... 827, 1720, 1730  
`\normalsize` 1228–1230, 1268, 1269, 1273,  
 1274, 1277, 1278, 1309, 1312, 1315,  
 1355, 1358, 1361  
`norsk.mld` ..... **469**  
`norsk2.mld` ..... **469**  
`\noslfpagenumbers` .... 398, 420, 4458  
`\noslfrule` ..... 2484, 4440  
`\nosltpagenumbers` .... 404, 426, 4458  
`\nosltrule` ..... 2484, 4440  
`\nostcpagenumbers` .... 374, 414, 4458  
`\nostcrule` ..... 2484, 4440  
`notoccite` ..... **47, 236**  
`\numberline` ..... 262, 2125  
`\nun` ..... 5789, 5796, 5803  
`nynorsk.mld` ..... **470**  
`nynorsk2.mld` ..... **470**
- O**
- `\oe` ..... 2099, 2129  
`\openin` ..... 1003, 1070, 1129  
`\openout` ..... 236, 240, 313, 488,  
 941, 972, 1017, 1048, 1083, 1107,  
 1142, 1638, 1652, 1725, 1749, 1785,



- 1809, 1845, 2251, 2269, 2320, 2346,  
2379, 2405, 2438, 4261
- P**
- \PackageError ..... 4588
- \PackageInfo ..... 4588
- \PackageWarning ..... 4588
- \PackageWarningNoLine ..... 4588
- \pagebreak 643, 715, 783, 1382, 1456, 1531,  
1968, 2035, 2103
- \pagenumbering ..... 1390, 1396
- \pageref ..... 1570
- \pagestyle ..... 1796
- \paragraph .. 347, 369, 388, 421, 586, 608,  
628, 656, 954, 1655, 2253
- \paragraph@mtcck ..... 2626
- \parbox ..... 1508, 1764
- \parsep ..... 567, 1300, 1897
- \parskip 9, 1300, 1341, 1414, 1489, 1929,  
1995, 2062
- part ..... **234**
- \part .. 1, 183, 187, 193, 245, 247, 375, 428,  
498, 503, 614, 671, 796, 939, 1023,  
1185, 1189, 1195, 1305, 1351, 1625,  
1736, 1796, 1890, 1946, 1962, 1975,  
3247, 3261, 3287, 3301, 3716, 4306
- \part@mtcck 2621, 2648, 2656, 2662, 2668,  
2677, 2684
- \partbegin 1, 458, 1538, 1726, 1786, 1846,  
4349
- \partend ... 1538, 1715, 1776, 1836, 4349
- \partlof ..... 1, 249, 377, 500, 616, 674,  
940, 1024, 1241, 1311, 1384, 3818,  
3896, 3974, 4356
- \partlof@ ..... 840, 1384, 1385
- \partlof@mtcck ..... 2615, 2639
- partlofdepth ..... **284, 294**
- \partlot ..... 1, 250, 501, 617, 676,  
940, 1024, 1241, 1311, 1458, 3826,  
3904, 3983, 4356
- \partlot@ ..... 840, 1458, 1459
- \partlot@mtcck ..... 2618, 2643
- partlotdepth ..... **284, 297**
- \partopsep ..... 571, 1300, 1896
- \parttoc ..... 1, 30, 184, 190, 196, 248,  
376, 429, 499, 615, 672, 940, 1024,  
1186, 1190, 1196, 1241, 1307, 1310,  
1311, 1313, 1316, 1353, 1356, 1359,  
1362, 1949, 1963, 1976, 3810, 3888,  
3965, 4356
- \parttoc@ ..... 840, 1311, 1312
- \parttoc@mtcck ..... 2612, 2633
- parttocdepth ..... **30, 285, 291**
- \pchapter ..... 1533, 1655, 4375
- \pfill ..... 725, 925
- placeins ..... **48, 49, 233**
- plainurl.bst ..... **213**
- \PLF@ ..... 1772, 1776
- \PLF@contentsline ... 1736, 1775, 1776
- \PLF@explist ..... 1734, 1760
- \PLF@line ..... 1770, 1772
- \PLF@list ..... 1731, 1734, 1760, 1776
- \PLF@lof ..... 1734, 1761, 1776
- \PLF@loop ..... 1731, 1761
- \PLF@next ..... 1555, 1731, 1760
- \plf@pgno ..... 421, 422, 1442
- \PLF@read ..... 1761, 1770, 1776
- \plf@rule .. 523, 1417, 1453, 2493, 2496,  
2499
- \plf@setform ..... 1442, 2829
- \PLF@test ..... 1772, 1774, 1776
- \PLF@WriteContentsLine ..... 1736
- \plfdotsep ..... 2804, 2832, 2852, 2857
- \plffont . 1, 1214, 1227, 1343, 1414, 4386
- \plfname ..... 1736, 1739
- \plfpagenumbers ... 398, 421, 430, 4458
- \plfpnumwidth ... 2786, 2830, 2850, 2855
- \plfrule ..... 2484, 4440
- \plfsfont .... 1, 1214, 1227, 1344, 4386
- \plftitle 1, 1399, 1405, 1417, 4663, 4677,  
4698, 4719, 4737, 4758, 4787, 4804,  
4821, 4839, 4855, 4871, 4887, 4903,  
4920, 4941, 4964, 4996, 5020, 5036,  
5071, 5109, 5128, 5145, 5162, 5179,  
5198, 5228, 5245, 5266, 5282, 5315,  
5356, 5373, 5394, 5413, 5446, 5479,  
5494, 5511, 5526, 5544, 5565, 5569,  
5605, 5645, 5682, 5790, 5817, 5855,  
5880, 5897, 5915, 5933, 6007, 6008,  
6028, 6045, 6064, 6086, 6103, 6127,  
6144, 6161, 6182, 6205, 6222, 6246,  
6275, 6290, 6309, 6325, 6348, 6364,  
6377, 6396, 6414, 6435, 6452, 6470,  
6503, 6524, 6564, 6606, 6636, 6704,  
6721, 6738, 6758, 6780, 6797, 6818,  
6833, 6849, 6870, 6887, 6904, 6928,  
6975, 6993, 7020, 7041, 7056, 7071,  
7086
- \plftocrmarg .... 2795, 2831, 2851, 2856
- \PLT@ ..... 1832, 1836
- \PLT@contentsline ... 1796, 1835, 1836
- \PLT@explist ..... 1794, 1820
- \PLT@line ..... 1830, 1832
- \PLT@list ..... 1791, 1794, 1820, 1836
- \PLT@loop ..... 1791, 1821
- \PLT@lot ..... 1794, 1821, 1836
- \PLT@next ..... 1559, 1791, 1820, 2170
- \plt@pgno ..... 427, 428, 1517

- \PLT@read . . . . . 1821, 1830, 1836
- \plt@rule 523, 1496, 1529, 2502, 2505, 2508
- \plt@setform . . . . . 1517, 2844
- \PLT@test . . . . . 1832, 1834, 1836
- \PLT@WriteContentsLine . . . . . 1796
- \pltdotsep . . . . . 2804, 2847
- \pltfont . 1, 1214, 1227, 1345, 1489, 4386
- \pltname . . . . . 1796, 1799
- \pltpagenumbers . . . . 404, 427, 430, 4458
- \pltcpnumwidth . . . . . 2786, 2845
- \pltrule . . . . . 2484, 4440
- \pltSfont . . . . 1, 1214, 1227, 1346, 4386
- \plttitle 1, 1474, 1480, 1496, 4663, 4678,  
4699, 4720, 4738, 4759, 4788, 4805,  
4822, 4840, 4856, 4872, 4888, 4904,  
4921, 4942, 4967, 4998, 5021, 5037,  
5072, 5110, 5129, 5146, 5163, 5180,  
5201, 5229, 5246, 5267, 5285, 5317,  
5357, 5374, 5395, 5416, 5449, 5480,  
5495, 5512, 5527, 5545, 5609, 5649,  
5683, 5792, 5820, 5856, 5881, 5898,  
5916, 5934, 6029, 6046, 6065, 6087,  
6104, 6128, 6145, 6162, 6183, 6206,  
6223, 6247, 6276, 6291, 6310, 6326,  
6349, 6365, 6378, 6397, 6415, 6436,  
6453, 6471, 6488, 6489, 6504, 6528,  
6568, 6609, 6637, 6705, 6722, 6739,  
6760, 6781, 6798, 6819, 6834, 6850,  
6871, 6888, 6905, 6929, 6977, 6994,  
7021, 7042, 7057, 7072, 7087
- \plttocmarg . . . . . 2795, 2846
- pmk . . . . . **213**
- polish.mld . . . . . **471**
- polish2.mld . . . . . **471**
- polski.mld . . . . . **472**
- portuges.mld . . . . . **472**
- portuguese.mld . . . . . **472, 473**
- \printindex . . . . . 1, 833, 1113
- \ProcessOptions . . . . . 4245
- \ProcessOptions\* . . . . . 4245
- \protect . . . . . 1
- \providecommand . 1266, 1267, 1275, 1276,  
2009
- \ProvidesFile . . . 4317, 4664, 4668, 4672,  
4689, 4693, 4710, 4714, 4731, 4749,  
4753, 4770, 4774, 4778, 4782, 4799,  
4816, 4833, 4851, 4867, 4883, 4899,  
4915, 4932, 4936, 4953, 4957, 4990,  
5016, 5032, 5048, 5052, 5056, 5061,  
5066, 5083, 5093, 5104, 5121, 5140,  
5157, 5174, 5191, 5214, 5240, 5257,  
5261, 5278, 5306, 5311, 5333, 5342,  
5351, 5368, 5385, 5389, 5406, 5429,  
5462, 5466, 5470, 5474, 5491, 5506,  
5523, 5538, 5556, 5596, 5636, 5676,  
5694, 5706, 5719, 5731, 5743, 5752,  
5764, 5776, 5785, 5810, 5845, 5849,  
5867, 5871, 5875, 5892, 5909, 5927,  
5945, 5954, 5966, 5978, 5990, 6003,  
6019, 6023, 6040, 6057, 6076, 6080,  
6098, 6115, 6122, 6139, 6156, 6173,  
6177, 6194, 6200, 6217, 6234, 6238,  
6242, 6258, 6262, 6266, 6270, 6287,  
6302, 6321, 6337, 6356, 6372, 6389,  
6408, 6426, 6430, 6447, 6500, 6515,  
6555, 6595, 6632, 6648, 6657, 6667,  
6675, 6683, 6691, 6699, 6716, 6733,  
6750, 6775, 6792, 6809, 6830, 6845,  
6861, 6882, 6899, 6916, 6923, 6940,  
6944, 6948, 6952, 6956, 6963, 6987,  
7005, 7009, 7016, 7032, 7036, 7053,  
7068, 7083
- \ProvidesFiles . . . . . 6464, 6482
- \ProvidesPackage . . . 2, 4320, 4589, 4602
- \ps@chapterverso . . . . . 1990, 1999
- \ps@empty . . . . . 1990, 1999
- \psect . . . . . 1533, 4375
- ptc . . . . . **243, 285, 298**
- \PTC@ . . . . . 1711, 1715
- \PTC@contentsline . . . 1625, 1714, 1715
- \PTC@explist . . . . . 1623, 1699
- \PTC@line . . . . . 1709, 1711
- \PTC@list . . . . . 1620, 1623, 1699, 1715
- \PTC@loop . . . . . 1620, 1700
- \PTC@next . . . . . 1551, 1620, 1699
- \ptc@pgno . . . . . 415, 416, 1365
- \PTC@read . . . . . 1700, 1709, 1715
- \ptc@rule . 1209, 1349, 1379, 1528, 2484,  
2487, 2490
- \ptc@setform . . . . . 1365, 2814
- \ptc@spart . . . . . 1538
- \PTC@test . . . . . 1711, 1713
- \PTC@toc . . . . . 1623, 1700, 1715
- \ptc@verse . . . . . 1300
- ptc@verse (environment) 1300, 1363, 1365,  
1436, 1442, 1511, 1517, 2814, 2829,  
2844
- \ptcCfont . . . . . 1, 1227, 4386
- \ptcdotsep . . . . . 2804, 2817
- \ptcfont . 1, 1214, 1227, 1339–1341, 1341,  
1342–1346, 4386
- \ptcindent 1212, 1300, 1358, 1431, 1506,  
4328
- \ptcname . . . . . 1625, 1642
- \ptcpagenumbers . . . . 384, 415, 430, 4458
- \ptcPfont . . . . 1, 1214, 1227, 1341, 4386
- \ptcpnumwidth . . . . . 2786, 2815
- \ptcrule . . . . . 2484, 4440

- `\ptcSfont` . . . . . 1, 1214, 1227, 4386  
`\ptcSPfont` . . . 1, 1214, 1227, 1342, 4386  
`\ptcSSfont` . . . 1, 1214, 1227, 1339, 4386  
`\ptcSSSfont` . . 1, 1214, 1227, 1340, 4386  
`\ptctitle` 1, 1326, 1332, 1349, 4663, 4676,  
4697, 4718, 4736, 4757, 4786, 4803,  
4820, 4838, 4854, 4870, 4886, 4902,  
4919, 4940, 4962, 4994, 5019, 5035,  
5070, 5108, 5127, 5144, 5161, 5178,  
5195, 5227, 5244, 5265, 5281, 5314,  
5355, 5372, 5393, 5410, 5443, 5478,  
5493, 5510, 5525, 5543, 5562, 5602,  
5642, 5681, 5788, 5814, 5854, 5879,  
5896, 5914, 5932, 6006, 6027, 6044,  
6063, 6085, 6102, 6126, 6143, 6160,  
6181, 6204, 6221, 6245, 6274, 6289,  
6308, 6324, 6347, 6363, 6376, 6395,  
6413, 6434, 6451, 6469, 6487, 6502,  
6521, 6561, 6600, 6603, 6635, 6703,  
6720, 6737, 6756, 6779, 6796, 6814,  
6816, 6832, 6848, 6866, 6868, 6886,  
6903, 6927, 6974, 6992, 7019, 7040,  
7055, 7070, 7085  
`\ptctocmarg` . . . . . 2795, 2816  
`\ptifont` 1, 1214, 1227, 1251, 1265, 1279,  
1349, 1417, 1496, 4386
- ## Q
- `\quad` . . . . . 1535, 1545, 1550, 1560, 1723  
`quotchap` . . . . . **49, 71, 238, 381**
- ## R
- `\r@mti` . . 556, 594, 664, 732, 876, 893, 910  
`\r@pti` 1241, 1265, 1332, 1405, 1480, 1566,  
1583, 1600  
`\r@sti` 1881, 1919, 1986, 2053, 2177, 2194,  
2211  
`\raggedbottom` . . . . . 223, 481  
`\raggedright` . . . . . 604, 674,  
742, 1259, 1341, 1414, 1465, 1489,  
1730, 1929, 1995, 2062  
`\read` . . . 211, 299, 1013, 1079, 1138, 1710,  
1771, 1831, 2308, 2367, 2426  
**README** . . . . . **213**  
`\ref` . . . 1479, 1570–1574, 1577, 1580, 2098  
`\refstepcounter` . . . . . 2125, 4629  
`\removelastskip` . . . . . 12  
`\renewcommand` . . . . . 188, 189, 194,  
195, 218–220, 477, 478, 1268, 1269,  
1277, 1278, 1431, 1711, 1775, 1780,  
1794, 1803, 1804, 2015, 4607  
**report** . . . . . **244, 246**  
`\RequirePackage` 2, 178, 4246, 4253, 4323,  
4604
- `\reset@font` . . . . 339, 606, 613, 617, 676,  
683, 687, 744, 751, 755, 1162, 1167,  
1180, 1182, 1343, 1351, 1355, 1416,  
1423, 1427, 1491, 1498, 1502, 1931,  
1939, 1943, 1997, 2004, 2009, 2064,  
2071, 2076  
`\resh` . . 5790–5792, 5797–5799, 5804–5806  
`\rightmargin` . . . 576, 622, 692, 760, 1309,  
1360, 1433, 1508, 1901, 1948, 2014,  
2081  
`\rmfamily` . . . . . 477, 544, 545, 554, 555,  
1215, 1216, 1225, 1228–1230, 1239,  
1277, 1278, 1309, 1355, 1443–1447,  
1449–1452, 1871, 1872, 1880  
**rmk** . . . . . **213**  
`\Roman` . 5197, 5200, 5203, 5226, 5412, 5415,  
5418, 5442  
**romanian.mld** . . . . . **473**  
**romanian2.mld** . . . . . **474**  
**romanian3.mld** . . . . . **474**  
**romannum** . . . . . **49, 71, 239, 381**  
`\ru` . . . . . 1492, 1516  
**rubber@rubber** . . . . . **57**  
`\rule` . . . . . 303, 307, 311, 647,  
1210, 1747, 1756, 1869, 2490–2492,  
2499–2501, 2508–2510  
**russian-cca.mld** . . . . . **479**  
**russian-cca.mlo** . . . . . **479**  
**russian-cca1.mld** . . . . . **479**  
**russian-cca1.mlo** . . . . . **479**  
**russian-lh.mld** . . . . . **480**  
**russian-lh.mlo** . . . . . **480**  
**russian-lhcyralt.mld** . . . . . **480**  
**russian-lhcyralt.mlo** . . . . . **480**  
**russian-lhcyrkoi.mld** . . . . . **481**  
**russian-lhcyrkoi.mlo** . . . . . **481**  
**russian-lhcyrwin.mld** . . . . . **481**  
**russian-lhcyrwin.mlo** . . . . . **481**  
**russian.mld** . . . . . **475**  
**russian2m.mld** . . . . . **475**  
**russian2o.mld** . . . . . **476**  
**russianb.mld** . . . . . **477**  
**russianc.mld** . . . . . **478**
- ## S
- samepage** . . . . . **290, 293, 296**  
**samepage (environment)** 594, 638, 664, 711,  
732, 779, 1332, 1379, 1405, 1453,  
1480, 1528, 1919, 1965, 1986, 2032,  
2053, 2100  
**samin.mld** . . . . . **482**  
`\scan@allowedtrue` . . . . . 722, 922  
`\schapter` . . . . . 1, 2104  
**scottish.mld** . . . . . **482**

- scr.tex ..... **111, 213**  
 scrartcl ..... **48**  
 scrbook ..... **48, 123**  
 screprt ..... **48**  
 \scshape 1268, 1269, 1273, 1274, 1277–1279  
 second.tex ..... **105, 213**  
 \sectbegin .2154, 2311, 2370, 2429, 4349  
 \sectend . . .2154, 2311, 2370, 2429, 4349  
 section ..... **49, 234, 235**  
 \section ..... 1, 262, 278,  
           796, 954, 1655, 2115, 2236, 2331,  
           2390, 3716, 3748, 4312  
 \section@mtcck . . .2623, 2670, 2679, 2686  
 \sectionfont ..... 2016  
 \sectlof 1, 506, 573, 602, 621, 647, 682, 701,  
           944, 1004, 1028, 1090, 1122, 1144,  
           1969, 3799, 3870, 3948, 4032, 4368  
 \sectlof@ ..... 850, 1969, 1970  
 \sectlof@mtcck ..... 2617, 2676  
 sectlofdepth ..... **309, 316**  
 \sectlot . . . 1, 702, 944, 1004, 1028, 1090,  
           1122, 1144, 2036, 2371, 2391, 3799,  
           3878, 3956, 4041, 4368  
 \sectlot@ ..... 850, 2036, 2037  
 \sectlot@mtcck ..... 2620, 2683  
 sectlotdepth ..... **309, 319**  
 sectsty ..... **49, 66, 233, 238, 380**  
 \secttoc ..... 1, 505, 571, 602, 619,  
           620, 646, 681, 700, 944, 1004, 1028,  
           1090, 1122, 1144, 1903, 2225, 2234,  
           3862, 3940, 4023, 4368  
 \secttoc@ ..... 850, 1903, 1904  
 \secttoc@mtcck ..... 2614, 2667  
 secttocdepth ..... **30, 309, 313**  
 \selectlanguage ..... 6119, 6960, 7013  
 serbian.mld ..... **483**  
 serbianc.mld ..... **483**  
 \setcounter . . 1, 1187, 1193, 1551, 1555,  
           1559, 1852, 3139, 3159, 3173, 3206,  
           3357  
 \setvruler ..... 180  
 \sf ..... 220, 478  
 \sffamily ..... 1723, 1725, 1732, 2014  
 sfheaders ..... **49, 71, 239, 382**  
 \sh ..... 5019, 5023, 5027  
 \shin . . 5790, 5792, 5797, 5799, 5804, 5806  
 shortext ..... **49, 55**  
 \sixt@n ..... 299  
 \SLF@ ..... 2368, 2370  
 \SLF@contentsline ..... 2331, 2370  
 \SLF@explist ..... 2329, 2356  
 \SLF@line ..... 2366  
 \SLF@list ..... 2326, 2329, 2356, 2370  
 \SLF@lof ..... 2329, 2357, 2370  
 \SLF@loop ..... 2326, 2357  
 \SLF@next ..... 2166, 2326, 2356  
 \slf@pgno ..... 419, 420, 2023  
 \SLF@read ..... 2357, 2366, 2370  
 \slf@rule 523, 2000, 2033, 2495, 2498, 2501  
 \slf@setform ..... 2023, 2839  
 \SLF@test ..... 2366, 2370  
 \slfdotsep ..... 2804, 2842  
 \slffont ..... 1, 1871, 1995, 4409  
 \slflotrmarg ..... 2795  
 \slfname ..... 2331, 2336  
 \slfpagenumbers . . . 398, 419, 430, 4458  
 \slfpnumwidth ..... 2786, 2840  
 \slfrule ..... 2484, 4440  
 \slfsfont ..... 1, 1871, 4409  
 \slftitle 1, 1984, 1986, 2000, 4663, 4685,  
           4706, 4727, 4745, 4766, 4795, 4812,  
           4829, 4847, 4863, 4879, 4895, 4911,  
           4928, 4949, 4982, 5010, 5028, 5044,  
           5079, 5117, 5136, 5153, 5170, 5187,  
           5210, 5236, 5253, 5274, 5298, 5327,  
           5364, 5381, 5402, 5425, 5458, 5487,  
           5502, 5519, 5534, 5552, 5587, 5591,  
           5627, 5667, 5690, 5804, 5837, 5863,  
           5888, 5905, 5923, 5941, 6015, 6016,  
           6036, 6053, 6072, 6094, 6111, 6135,  
           6152, 6169, 6190, 6213, 6230, 6254,  
           6283, 6298, 6317, 6333, 6352, 6368,  
           6385, 6404, 6422, 6443, 6460, 6478,  
           6511, 6546, 6586, 6624, 6644, 6712,  
           6729, 6746, 6770, 6788, 6805, 6826,  
           6841, 6857, 6878, 6895, 6912, 6936,  
           6981, 7001, 7028, 7049, 7064, 7079,  
           7094  
 \slftocrmarg ..... 2800, 2841  
 \sloppy ..... 251, 502  
 slovak.mld ..... **484**  
 slovene.mld ..... **484**  
 \slshape . . . 555, 1444, 1446, 1449, 1451  
 \SLT@ ..... 2427, 2429  
 \SLT@contentsline ..... 2390, 2429  
 \SLT@explist ..... 2388, 2415  
 \SLT@line ..... 2425  
 \SLT@list ..... 2385, 2388, 2415, 2429  
 \SLT@loop ..... 2385, 2416  
 \SLT@lot ..... 2388, 2416, 2429  
 \SLT@next ..... 2173, 2385, 2415  
 \slt@pgno ..... 425, 426, 2090  
 \SLT@read ..... 2416, 2425, 2429  
 \slt@rule 523, 2069, 2101, 2504, 2507, 2510  
 \slt@setform ..... 2090, 2854  
 \SLT@test ..... 2425, 2429  
 \sltdotsep ..... 2804  
 \sltfont ..... 1, 1871, 2062, 4409

- \sltlotrmarg ..... 2795
- \sltname ..... 2390, 2395
- \sltpagenumbers .... 404, 425, 430, 4458
- \sltpnumwidth ..... 2786
- \sltrule ..... 2484, 4440
- \sltSfont ..... 1, 1871, 4409
- \sltttitle 1, 2051, 2053, 2067, 4663, 4686, 4707, 4728, 4746, 4767, 4796, 4813, 4830, 4848, 4864, 4880, 4896, 4912, 4929, 4950, 4985, 5012, 5029, 5045, 5080, 5118, 5137, 5154, 5171, 5188, 5211, 5237, 5254, 5275, 5301, 5329, 5365, 5382, 5403, 5426, 5459, 5488, 5503, 5520, 5535, 5553, 5631, 5671, 5691, 5806, 5840, 5864, 5889, 5906, 5924, 5942, 6037, 6054, 6073, 6095, 6112, 6136, 6153, 6170, 6191, 6214, 6231, 6255, 6284, 6299, 6318, 6334, 6353, 6369, 6386, 6405, 6423, 6444, 6461, 6479, 6496, 6497, 6512, 6550, 6590, 6627, 6645, 6713, 6730, 6747, 6772, 6789, 6806, 6827, 6842, 6858, 6879, 6896, 6913, 6937, 6983, 7002, 7029, 7050, 7065, 7080, 7095
- \slttocrmarg ..... 2803
- spanish.mld ..... **425, 426, 485**
- spanish2.mld ..... **486**
- spanish3.mld ..... **486**
- spanish4.mld ..... **487**
- \spart ..... 1
- \star ..... 1775, 1780
- \starchapter ..... 861, 972, 1679
- \starparagraph ..... 986, 1679, 2284
- \starpert ..... 1640
- \starsection ..... 986, 1679, 2115, 2269
- \starsubparagraph ..... 986, 1679, 2284
- \starsubsection ..... 986, 1679, 2284
- \starsubsubsection ... 986, 1679, 2284
- stc ..... **245, 309**
- \STC@ ..... 2309, 2311
- \STC@contentsline ..... 2236, 2311
- \STC@explist ..... 2234, 2297
- \STC@line ..... 2307, 2309
- \STC@list ..... 2231, 2234, 2297, 2311
- \STC@loop ..... 2231, 2298
- \STC@next ..... 2162, 2231, 2297
- \stc@pgno ..... 413, 414, 1953
- \STC@read ..... 2298, 2307, 2311
- \stc@rule . 1860, 1934, 1965, 2032, 2067, 2100, 2486, 2489, 2492
- \stc@sect ..... 2154
- \stc@setform ..... 1953, 2824
- \STC@test ..... 2309, 2311
- \STC@toc ..... 2234, 2298, 2311
- \stc@verse ..... 1892
- stc@verse (environment) 1892, 1951, 1953, 2017, 2023, 2084, 2090, 2824, 2839, 2854
- \stcdotsep ..... 2804, 2827
- \stcfont ..... 1, 477, 1871, 1929, 4409
- \stcindent . 476, 1860, 1900, 1946, 2012, 2079, 2216, 4324
- \stclotrmarg ..... 2795
- \stcname ..... 2236, 2241, 2269
- \stcpagenumbers .... 374, 413, 430, 4458
- \stcPfont ..... 1, 479, 1871, 4409
- \stcpnumwidth ..... 2786, 2825
- \stcPSfont ..... 1
- \stcrule ..... 2484, 4440
- \stcSPfont ..... 479, 1871, 4409
- \stcSSfont ..... 1, 478, 1871, 4409
- \stcSSSfont ..... 1, 479, 1871, 4409
- \stcttitle 1, 1919, 1934, 4663, 4684, 4705, 4726, 4744, 4765, 4794, 4811, 4828, 4846, 4862, 4878, 4894, 4910, 4927, 4948, 4980, 5008, 5027, 5043, 5078, 5116, 5135, 5152, 5169, 5186, 5209, 5235, 5252, 5273, 5297, 5326, 5363, 5380, 5401, 5424, 5457, 5486, 5501, 5518, 5533, 5551, 5584, 5624, 5664, 5689, 5802, 5834, 5862, 5887, 5904, 5922, 5940, 6014, 6035, 6052, 6071, 6093, 6110, 6134, 6151, 6168, 6189, 6212, 6229, 6253, 6282, 6297, 6316, 6332, 6351, 6367, 6384, 6403, 6421, 6442, 6459, 6477, 6495, 6510, 6543, 6583, 6622, 6643, 6711, 6728, 6745, 6768, 6787, 6804, 6825, 6840, 6856, 6877, 6894, 6911, 6935, 6980, 7000, 7027, 7048, 7063, 7078, 7093
- \stctocrmarg ..... 2797, 2826
- \stepcounter 245, 278, 290, 500, 940, 972, 1047, 1106, 1538, 1627, 1641, 1680, 1738, 1798, 2239, 2269, 2334, 2393
- \stifont . 1, 1871, 1934, 2000, 2067, 4409
- subf.tex ..... **113, 213**
- subfig ..... **30, 352**
- \subfigbottomskip ..... 1439, 1469
- \subfigcapskip ..... 1578
- \subfigtopskip ..... 1438, 1469
- subfigure ..... **30**
- \subfigure . 1060, 1467, 1470, 1472, 1531, 1536, 1541, 1546, 1551, 1556, 1561, 1751, 2348
- \subfigure@mtcck 2630, 2635, 2645, 2651, 2665, 2672, 2688
- \subparagraph 423, 588, 610, 630, 666, 954, 1655, 2253

- \subparagraph@mtcck ..... 2627
  - \subref ..... 1571–1574
  - \subsection . 316, 343, 363, 384, 410, 508,  
510, 512, 514, 517, 519, 521, 523,  
525, 527, 529, 531, 533, 535, 537,  
539, 541, 543, 545, 547, 549, 551,  
553, 555, 557, 559, 561, 563, 565,  
567, 575, 597, 604, 612, 624, 640,  
652, 668, 683, 685, 687, 696, 704,  
706, 708, 710, 945, 954, 954, 1005,  
1014, 1029, 1038, 1091, 1100, 1123,  
1132, 1145, 1154, 1322, 1324, 1328,  
1330, 1368, 1370, 1374, 1376, 1655,  
1846, 1851, 1863, 1868, 2037, 2056,  
2075, 2082, 2092, 2096, 2108, 2114,  
2125, 2132, 2138, 2181, 2226, 2231,  
2235, 2240, 2253
  - \subsection@mtcck ..... 2624
  - \subsubsection ..... 345, 366, 386,  
412, 584, 606, 626, 654, 954, 1655,  
2060, 2065, 2070, 2119, 2143, 2149,  
2154, 2227, 2229, 2236, 2238, 2253
  - \subsubsection@mtcck ..... 2625
  - \subtable ..... 1119, 1811, 2407
  - \subtable@mtcck . 2631, 2637, 2641, 2653,  
2659, 2674, 2681
  - \sv@chapter ..... 786
  - \sv@minilof@ ..... 830
  - \sv@minilot@ ..... 830
  - \sv@minitoc@ ..... 830
  - \sv@part ..... 1538
  - \sv@partlof@ ..... 840
  - \sv@partlot@ ..... 840
  - \sv@parttoc@ ..... 840
  - \sv@sect ..... 2108, 2114
  - \sv@sectlof@ ..... 850
  - \sv@sectlot@ ..... 850
  - \sv@secttoc@ ..... 850
  - \sv@spart ..... 1538
  - swedish.mld ..... **487**
  - swedish2.mld ..... **488**
- T**
- T ..... **266**
  - \table ..... 1119, 1811, 2407
  - \table@mtcck 2629, 2636, 2640, 2652, 2658,  
2673, 2680
  - \tableofcontents 1, 11, 243, 272, 734, 933,  
1208, 1240, 1284, 1304, 1350, 1392,  
1454, 1592, 1645, 1888, 1945, 2024,  
2164, 2251, 3769, 3966, 3995, 4024
  - tabular (environment) 594, 664, 732, 1349,  
1417, 1496, 1934, 2000, 2067
  - \tav ... 5788, 5790, 5792, 5793, 5795, 5797,  
5799, 5800, 5802, 5804, 5806, 5807
  - tbi.tex ..... **117, 213**
  - \testtemp ..... 1491, 1493–1496, 1499
  - \tet ..... 5793, 5800, 5807
  - \textheight ..... 2213
  - \textit ..... 1750
  - \textsc . 766, 2018, 2032, 2034, 2089, 2101,  
2248
  - \textsf ..... 763
  - \textsl ..... 766, 965, 1049
  - \textsuperscript ..... 2009
  - \texttt .. 790, 894, 897, 902, 905, 910, 913,  
987, 1073
  - \textwidth ..... 2211
  - \tf@mtc ..... 8, 208, 313, 927, 937, 941,  
972, 1017, 1048, 1083, 1107, 1142,  
1158, 1178, 1617, 1625, 1651, 1652,  
1724, 1725, 1736, 1748, 1749, 1784,  
1785, 1796, 1808, 1809, 1844, 1845,  
2228, 2236, 2250, 2251, 2281, 2282,  
2319, 2320, 2331, 2345, 2346, 2378,  
2379, 2390, 2404, 2405, 2437, 2438,  
4256, 4375
  - thai.ldf ..... **488**
  - thai.mld ..... **488**
  - thai.mlo ..... **488**
  - thaicjk.ldf ..... **488**
  - thailatex ..... **208, 488**
  - \The@mtc . 523, 582, 584, 652, 654, 720, 722
  - \thechapter ..... 1723, 1804, 4649, 4652
  - \themtc .. 523, 937, 941, 972, 1045, 1048,  
1104, 1107
  - \Thepart ..... 1193, 1312, 1385, 1459
  - \theptc .... 1193, 1625, 1644, 1645, 1648,  
1649, 1736, 1741, 1742, 1745, 1746,  
1796, 1801, 1802, 1805, 1806
  - \thesection ..... 1803, 1804, 2015
  - \thetc ..... 1904, 1970, 2037,  
2094, 2236, 2243, 2244, 2247, 2248,  
2269, 2331, 2338, 2339, 2342, 2343,  
2390, 2397, 2398, 2401, 2402
  - \thispageminilofstyle .. 465, 662, 4485
  - \thispageminilotstyle .. 465, 730, 4485
  - \thispagemininitocstyle .. 465, 592, 4485
  - \thispagepartlofstyle . 465, 1399, 4476
  - \thispagepartlotstyle . 465, 1474, 4476
  - \thispageparttocstyle . 465, 1326, 4476
  - \thispagesectlofstyle . 465, 1983, 4494
  - \thispagesectlotstyle . 465, 2050, 4494
  - \thispagesecttocstyle . 465, 1917, 4494
  - \thispagestyle ..... 465
  - tight ..... **38, 58, 237, 259, 288**
  - \tightmtcfalse ..... 1, 115, 3362, 4504

- `\tightmtctrue` ..... 1, 3361  
`\title` ..... 2017  
`titlesec` ..... **49**  
`titletoc` ..... **49**  
`tlc.tex` ..... **131, 213**  
`tocbibind` ..... **46, 48, 95, 100, 104**  
`tocdepth` ..... **261, 265**  
`\toclevel@chapter` ..... 126  
`\toclevel@paragraph` ..... 130  
`\toclevel@part` ..... 125  
`\toclevel@section` ..... 127  
`\toclevel@starchapter` ..... 126  
`\toclevel@starparagraph` ..... 130  
`\toclevel@starpart` ..... 125  
`\toclevel@starsection` ..... 127  
`\toclevel@starsubparagraph` ..... 131  
`\toclevel@starsubsection` ..... 128  
`\toclevel@starsubsubsection` ..... 129  
`\toclevel@subparagraph` ..... 131  
`\toclevel@subsection` ..... 128  
`\toclevel@subsubsection` ..... 129  
`\toclevel@xchapter` ..... 123  
`\toclevel@xpart` ..... 122  
`\toclevel@xssect` ..... 124  
`tocloft` ..... **48, 60**  
`TODO` ..... **213**  
`\topsep` ..... 567, 1300  
`tsfc.tex` ..... **115, 213**  
`\ttfamily` ..... 1312, 1315, 1358, 1361  
`turkish.mld` ..... **489**
- U**
- `uighur.mld` ..... **489**  
`uighur2.mld` ..... **489**  
`uighur3.mld` ..... **490**  
`UKenglish.mld` ..... **490**  
`ukraineb.mld` ..... **490**  
`ukrainian.mld` ..... **490**  
`undotted` ..... **58**  
`\undottedmtcfalse` ..... 348, 3368, 4506  
`\undottedmtctrue` ..... 3367  
`\unhcopy` ..... 305, 309  
`\unitlength` . 331, 337, 350, 391, 415, 440,  
     578, 591, 633, 659, 690  
`\unpenalty` ..... 312  
`unsrt` ..... **47**  
`uppersorbian.mld` ..... **491**  
`\upshape` . 477, 544, 545, 554, 1215, 1216,  
     1225, 1228–1230, 1239, 1309, 1312,  
     1315, 1355, 1358, 1361, 1443, 1445,  
     1447, 1450, 1452, 1871, 1872, 1880  
`\url` ..... 898, 906, 914  
`USenglish.mld` ..... **492**
- `\usepackage` ..... 1,  
     3–5, 54, 116, 176–178, 211–214,  
     471–473, 717–719, 727, 728, 919,  
     927, 928, 1170–1175, 1203, 1204,  
     1232–1235, 1237, 1265, 1271, 1272,  
     1298–1300, 1336–1338, 1384–1388,  
     1429, 1434, 1435, 1488–1490, 1586,  
     1587, 1637–1639, 1641, 1686, 1688–  
     1695, 1705, 1706, 1883, 1884, 1934–  
     1937, 2001–2008, 2161, 2215, 2245,  
     2247, 2317, 2318, 2363, 2364, 4522  
`usorbian.mld` ..... **492**
- V**
- `\value` . 98, 4048, 5195, 5198, 5201, 5218,  
     5410, 5413, 5416, 5433, 5443, 5446,  
     5449  
`varsects` ..... **49, 68, 238, 380**  
`\vav` . 5788, 5791, 5793, 5795, 5798, 5800,  
     5802, 5805, 5807  
`\vbox` ..... 1468, 1471, 1473, 1505, 1512  
`\vfil` ..... 1468, 1471, 1473, 1506, 1511  
`\vfill` ..... 1751, 1768  
`vietnam.mld` ..... **492, 493**  
`vietnam.sty` ..... **492**  
`vietnamese.mld` ..... **493**  
`\vref` ..... 1482, 1483  
`\vrule` ..... 1497, 1498, 1500
- W**
- `welsh.mld` ..... **493**  
`while.tip` ..... **241**  
`\write` ..... 313, 1158, 1178
- X**
- `\xalx` . 6635–6637, 6639–6641, 6643–6645,  
     7085–7087, 7089–7091, 7093–7095  
`xalx.mld` ..... **458, 494**  
`xalx2.mld` ..... **494**  
`xalx3.mld` ..... **495**  
`xchapter` ..... **247**  
`\xchapter` ..... 784, 1044, 1103, 4375  
`xmk` ..... **213**  
`xpart` ..... **244**  
`\xpart` ..... 1193, 1737, 1797, 4375  
`xssect` ..... **245**  
`\xssect` ..... 2104, 2333, 2392, 4375
- Y**
- `\yod` . 5789–5792, 5796–5799, 5803–5806