

# The minitoc package<sup>\*</sup>

Jean-Pierre F. Drucbert  
<mailto:jean-pierre.drucbert@onera.fr>

29th November 2006

---

<sup>\*</sup>This document corresponds to minitoc v50, dated 2006/11/29.

# Summary

<b>Table of Contents</b>	<b>4</b>
<b>List of Figures</b>	<b>16</b>
<b>List of Tables</b>	<b>17</b>
<b>About this document</b>	<b>19</b>
<b>I User's Manual</b>	<b>21</b>
<b>1 The minitoc package</b>	<b>23</b>
<b>2 Frequently Asked Questions</b>	<b>53</b>
<b>3 Memento</b>	<b>77</b>
<b>4 Examples of documents</b>	<b>86</b>
<b>5 Messages</b>	<b>141</b>
<b>6 Jargon</b>	<b>191</b>
<b>7 Installation</b>	<b>222</b>
<b>8 Postface</b>	<b>227</b>
<b>Acknowledgments</b>	<b>235</b>
<b>II Implementation</b>	<b>237</b>
<b>9 Commented code of minitoc.sty</b>	<b>239</b>
<b>10 Commented code of mtcoff.sty</b>	<b>413</b>
<b>11 Commented code of mtcmess.sty</b>	<b>427</b>
<b>12 Patch for the memoir class</b>	<b>428</b>

<i>SUMMARY</i>	3
<b>13 The language definition (.mld) and object (.mlo) files</b>	<b>430</b>
<b>III Complements</b>	<b>521</b>
<b>Bibliography</b>	<b>523</b>
<b>Changes History</b>	<b>545</b>
<b>Index</b>	<b>575</b>

# Table of Contents

<b>Summary</b>	<b>2</b>
<b>Table of Contents</b>	<b>4</b>
<b>List of Figures</b>	<b>16</b>
<b>List of Tables</b>	<b>17</b>
<b>About this document</b>	<b>19</b>
 <b>I User's Manual</b>	 <b>21</b>
<b>1 The minitoc package</b>	<b>23</b>
1.1 Introduction	24
1.1.1 Important restrictions	25
1.1.2 Version	25
1.2 License	25
1.3 Using the minitoc package	26
1.3.1 Loading the package and creating the mini-tables	26
1.3.2 Preparing the mini-tables	26
1.3.3 Placing the mini-tables	28
1.3.4 Starred chapters, parts and sections	32
1.4 Typesetting of the mini-tables	33
1.4.1 Chapter-level mini-tables	33
1.4.2 Titles for chapter-level mini-tables	35
1.4.3 Part-level mini-tables	37
1.4.4 Titles for part-level mini-tables	37
1.4.5 Section-level mini-tables	37
1.4.6 Titles for section-level mini-tables	37
1.4.7 Position of the titles	38
1.4.7.1 For mini-tables at the part level	38
1.4.7.2 For mini-tables at the chapter level	38
1.4.7.3 For mini-tables at the section level	38
1.4.7.4 Summary of the positionning of titles	39
1.4.8 Line spacing in the mini-tables	39
1.4.9 Simplified commands for fonts	39
1.4.10 Simplified command for mini-table titles	40
1.4.11 Simplified command for mini-table depths	41

1.4.12	Languages for the titles	41
1.4.13	Altering the layout of the mini-tables	41
1.5	Special Features	43
1.5.1	Horizontal Rules	43
1.5.2	Page Numbers, Leaders	44
1.5.3	Features for parttocs and other mini-tables	44
1.5.3.1	Remark about page styles	46
1.5.4	The “Chapter 0” Problem (solved)	46
1.5.4.1	Before version #23 (1994/11/08)	46
1.5.4.2	Since version #23 (1994/11/08)	47
1.5.5	Special Entries for TOC, LOF, LOT, Bibliography and Index	47
1.6	The notoccite option	48
1.7	The listfiles and nolistfiles options	49
1.8	The hints option	49
1.9	Usage with MS-DOS	51
1.10	Why several L <sup>A</sup> T <sub>E</sub> X runs are required ?	51
1.11	The mtcoff package	52
<b>2</b>	<b>Frequently Asked Questions</b>	<b>53</b>
2.0	Introduction	54
2.1	Avoiding a page break near the rules before and after a mini-table	54
2.2	Implementing others layouts for a mini-table	55
2.3	Two consecutive backslashes in a contents line make an error	55
2.4	Reordering chapters makes havoc	55
2.5	Extensions for the names of auxiliary files	56
2.6	Playing with the chapter number	56
2.7	Supported document classes	56
2.8	Compatibility with L <sup>A</sup> T <sub>E</sub> X versions	56
2.9	Other mini-tables	57
2.10	Why so many auxiliary files ?	57
2.11	Mini-tables at levels other than chapter	58
2.12	Incompatibility with L <sup>A</sup> T <sub>E</sub> X2.09	58
2.13	Documents resetting the chapter number at each part	59
2.14	The mini-tables have too much spaced lines	59
2.15	The secttocs are wrong	59
2.16	Removing the lines of dots	59
2.17	Using the hyperref package with minitoc	59
2.18	Problem while upgrading minitoc	60
2.19	A local table of contents for the set of appendices	60
2.20	Use with the appendix package	60
2.21	Use with the tocloft package	61
2.22	Use with the memoir class	62
2.23	There are too many commands for fonts, titles, and depths	63
2.24	Compatibility with the $\mathcal{A}\mathcal{M}\mathcal{S}$ document classes	63
2.25	Hiding some entries from the main table of contents	63
2.26	Defining your own .mld file	66
2.27	Use with the abstract package	67
2.28	Use with the sectsty package	67
2.29	Strange alignment in the minitocs	67

2.30	Useful precautions with starred sectionning commands . . . . .	68
2.31	Use with packages for captions . . . . .	69
2.32	Bad interaction minitoc/hyperref/memoir . . . . .	69
2.33	Use with the varsects package . . . . .	69
2.34	Initial font settings . . . . .	69
2.35	Use with the KOMA-Script classes . . . . .	71
2.36	Use with the jura class or the alphanum package . . . . .	71
2.37	The .mld files and the babel package . . . . .	71
2.38	Use with the fncychap package . . . . .	72
2.39	Use with the quotchap package . . . . .	72
2.40	Use with the romannum package . . . . .	72
2.41	Use with the sfheaders package . . . . .	72
2.42	Use with the alnumsec package . . . . .	72
2.43	Use with the captcont package . . . . .	73
2.44	Vertical space (gap) before or after parttoes, partlofs, and partlots titles . . . . .	73
2.45	Vertical spacing before the bottom rule of a minitable . . . . .	74
2.46	Another interaction between the tocloft and minitoc packages . . . . .	74
2.47	Use with the hangcaption package . . . . .	76
<b>3</b>	<b>Memento</b> . . . . .	<b>77</b>
<b>4</b>	<b>Examples of documents</b> . . . . .	<b>86</b>
4.1	The mtc-2c.tex document file . . . . .	87
4.2	The mtc-2nd.tex document file . . . . .	88
4.3	The mtc-add.tex document file . . . . .	89
4.4	The mtc-ads.tex document file . . . . .	94
4.5	The mtc-amm.tex document file . . . . .	100
4.6	The mtc-art.tex document file . . . . .	100
4.7	The mtc-bk.tex document file . . . . .	106
4.8	The mtc-bo.tex document file . . . . .	112
4.9	The mtc-ch0.tex document file . . . . .	117
4.10	The mtc-cri.tex document file . . . . .	118
4.11	The mtc-fo1.tex document file . . . . .	119
4.12	The mtc-fo2.tex document file . . . . .	120
4.13	The mtc-hia.tex document file . . . . .	121
4.14	The mtc-hir.tex document file . . . . .	122
4.15	The mtc-hop.tex document file . . . . .	123
4.16	The mtc-liv.tex document file . . . . .	124
4.17	The mtc-mem.tex document file . . . . .	128
4.18	The mtc-mm1.tex document file . . . . .	128
4.19	The mtc-mu.tex document file . . . . .	130
4.20	The mtc-sbf.tex document file . . . . .	131
4.21	The mtc-scr.tex document file . . . . .	133
4.22	The mtc-syn.tex document file . . . . .	135
4.23	The mtc-tbi.tex document file . . . . .	136
4.24	The mtc-tlc.tex document file . . . . .	137
4.25	The mtc-tsfc.tex document file . . . . .	138
<b>5</b>	<b>Messages</b> . . . . .	<b>141</b>
5.1	Introduction . . . . .	141

5.2	Messages from the <code>minitoc</code> package	143
5.2.1	Informative messages	143
5.2.1.1	Informative messages for hints	151
5.2.2	Warning messages	154
5.2.2.1	Warning messages for hints	159
5.2.3	Error messages	175
5.3	Messages from the <code>mtcoff</code> package	188
5.3.1	Warning messages	188
5.4	Message from the <code>mtcpatchmem</code> package	190
<b>6</b>	<b>Jargon</b>	<b>191</b>
<b>7</b>	<b>Installation</b>	<b>222</b>
<b>8</b>	<b>Postface</b>	<b>227</b>
8.1	The origins	227
8.2	New design in 1993	228
8.3	Developments in 1994	228
8.4	No developments in 1995	229
8.5	Developments en 1996	229
8.6	Developments in 1997	229
8.7	Developments in 1998	229
8.8	Developments in 1999	229
8.9	Developments in 2000	230
8.10	Developments in 2001	230
8.11	Developments in 2002	230
8.12	Developments in 2003	230
8.13	Developments in 2004	231
8.14	Developments in 2005	231
8.15	Developments in 2006	233
	<b>Acknowledgments</b>	<b>235</b>
<b>II</b>	<b>Implementation</b>	<b>237</b>
<b>9</b>	<b>Commented code of <code>minitoc.sty</code></b>	<b>239</b>
9.1	Introduction	242
9.2	Identification code	243
9.3	A file descriptor to write	243
9.4	Indentation and skip	243
9.5	Tests and flags	244
9.5.1	Flags for the <code>hints</code> option	244
9.5.2	Use of section-level mini-lists of floats	245
9.5.3	Presence of some packages and classes	245
9.5.4	Presence or absence of some sectionning commands	246
9.5.5	Flags to check if some commands are used	247
9.5.6	Check if the document has exactly 2 parts	248
9.6	Preparation for the <code>notoccite</code> option	249
9.7	Preparation for the <code>tight</code> and <code>k-tight</code> options	249

9.8	Preparation to work with <code>hyperref</code>	249
9.9	Checking the presence of some packages	250
9.9.1	Check if the <code>sectsty</code> package is loaded, and when	250
9.9.2	Check if the <code>varsects</code> package is loaded, and when	250
9.9.3	Check if the <code>fncychap</code> package is loaded, and when	250
9.9.4	Check if the <code>hangcaption</code> package is loaded, and when	251
9.9.5	Check if the <code>quotchap</code> package is loaded, and when	251
9.9.6	Check if the <code>romannum</code> package is loaded, and when	251
9.9.7	Check if the <code>sfheaders</code> package is loaded, and when	251
9.9.8	Check if the <code>alnumsec</code> package is loaded, and when	252
9.9.9	Check if the <code>captcont</code> package is loaded, and when	252
9.9.10	Check if the <code>caption</code> package is loaded, and when	252
9.9.11	Check if the <code>caption2</code> package is loaded, and when	252
9.9.12	Check if the <code>ccaption</code> package is loaded, and when	253
9.9.13	Check if the <code>mcaption</code> package is loaded, and when	253
9.10	Is the <code>memoir</code> class loaded?	253
9.11	Testing the emptiness of a file	254
9.12	Internal macros to decrement <code>minitoc</code> counters	255
9.13	Patching the <code>\part</code> command	256
9.14	Adding an entry in the TOC for a starred part	256
9.15	Section level macros	257
9.16	Corrections for numbering	257
9.17	Patching the <code>\section</code> command	257
9.18	Adding an entry in the TOC for a starred section	258
9.19	Chapter level macros	258
9.20	Patching the <code>\chapter</code> command	259
9.21	Adding an entry in the TOC for a starred chapter	259
9.22	Miscellaneous declarations	259
9.23	Autoconfiguration of extensions	260
9.24	Detecting obsolete versions of $\text{\LaTeX}$	261
9.25	A macro to make a TOC entry without leaders nor page numbers	262
9.26	Default values for the page-number customizations	262
9.27	“Features” for the mini-tables	265
9.28	Fake tables of contents	267
9.29	Depth counters for <code>minilofs</code> and <code>minilots</code>	268
9.30	Chapter level commands	268
9.31	Starred parts, chapters or sections	268
9.32	Font commands for the mini-tables	270
9.33	Internal commands to position the mini-table titles	270
9.34	The <code>mtc@verse</code> environment	271
9.35	The <code>\minitoc</code> , <code>\minilof</code> , and <code>\minilot</code> commands	271
9.35.1	The <code>\minitoc</code> command	272
9.35.2	The <code>\minilof</code> command	275
9.35.3	The <code>\minilot</code> command	278
9.36	Patching the <code>\chapter</code> command, continued	281
9.37	The <code>\addstarred...</code> commands	282
9.38	TOC entries without leaders	282
9.39	Mini-tables with or without leaders	283
9.40	The <code>\dominitoc</code> command and its siblings	284
9.40.1	Analysis and splitting of the TOC file	287



9.41	Mini-lists of figures . . . . .	290
9.41.1	Analysis and splitting of the list of figures file . . . . .	291
9.42	Mini-lists of tables . . . . .	293
9.42.1	Analysis and splitting of the list of tables file . . . . .	293
9.43	Macro to write a contents line . . . . .	296
9.44	Depth counters for partlofs and partlots . . . . .	297
9.45	Part level commands . . . . .	297
9.46	Fonts for the parttocs . . . . .	298
9.47	Default titles for part-level mini-tables . . . . .	299
9.48	The ptc@verse environment . . . . .	301
9.49	The part level mini-tables : \parttoc, \partlof, and \partlot . . . . .	301
9.49.1	The \parttoc command . . . . .	301
9.49.2	The \partlof command . . . . .	304
9.49.3	The \partlot command . . . . .	307
9.50	Auxiliary commands for printing parttocs . . . . .	310
9.51	Patching the \part command, continued . . . . .	310
9.52	The \doparttoc command and its siblings . . . . .	311
9.52.1	Processing macros for the parttocs . . . . .	313
9.52.2	Processing macros for the partlofs . . . . .	317
9.52.3	Processing macros for the partlots . . . . .	319
9.53	Depth counters for sectlofs and sectlots . . . . .	322
9.54	Section-level commands . . . . .	322
9.55	Fonts commands for secttocs and co. . . . .	323
9.56	Internal macros for title positioning . . . . .	323
9.57	The stc@verse environment . . . . .	324
9.58	The \secttoc, \sectlof, and \sectlot commands . . . . .	324
9.58.1	The \secttoc command . . . . .	324
9.58.2	The \sectlof command . . . . .	327
9.58.3	The \sectlot command . . . . .	329
9.59	Auxiliary internal commands, section level . . . . .	332
9.60	Patching the \section command (continued) . . . . .	332
9.61	The \dosecttoc command and siblings . . . . .	334
9.62	End of section-level commands . . . . .	343
9.63	The \mtcprepare command . . . . .	344
9.64	Necessary \l@... commands . . . . .	344
9.65	The horizontal rules and their default values . . . . .	345
9.66	The \mtcset... commands . . . . .	346
9.66.1	Keywords for the \mtcset... commands . . . . .	346
9.66.2	The \mtcsetfont command . . . . .	347
9.66.3	The \mtcsetttitlefont command . . . . .	351
9.66.4	The \mtcsetttitle command . . . . .	353
9.66.5	The \mtcsetformat command . . . . .	354
9.66.6	The \mtcsetpagenumbers command . . . . .	359
9.66.7	The \mtcsetrules command . . . . .	361
9.66.8	The \mtcsetfeature command . . . . .	363
9.66.9	The \mtcsetdepth command . . . . .	366
9.67	The mtchideinmaintoc environment and siblings . . . . .	367
9.68	Fixing the “Glossary” entry in the TOC . . . . .	369
9.69	Fixing the “Index” entry in the TOC . . . . .	371

9.70	The <code>\mtcselectlanguage</code> command	372
9.71	The <code>\mtcloadmlo</code> internal command	372
9.72	The “coffee breaks”	373
9.73	Initialization of counters	374
9.74	Declarations for simple options	374
9.74.1	Options <code>tight</code> and <code>loose</code> , <code>k-tight</code> and <code>k-loose</code>	374
9.74.2	Options <code>checkfiles</code> and <code>nocheckfiles</code>	374
9.74.3	Options <code>dotted</code> and <code>undotted</code>	374
9.74.4	Option <code>notoccite</code>	375
9.74.5	Option <code>shorttext</code>	375
9.75	The <code>insection</code> option	375
9.76	The <code>listfiles</code> and <code>nolistfiles</code> options	376
9.77	Language options	376
9.78	The <code>hints</code> option	382
9.78.1	First part : <code>\mtc@hints@begin</code>	382
9.78.1.1	Hint about the <code>alphanum</code> package	382
9.78.1.2	Hint about the <code>appendix</code> package	383
9.78.1.3	Hint about the <code>tocbibind</code> package	383
9.78.1.4	Hint about the KOMA-Script classes	383
9.78.1.5	Hint about the <code>tocloft</code> package	384
9.78.1.6	Hint about the <code>titletoc</code> package	384
9.78.1.7	Hint about the <code>placeins</code> package	385
9.78.1.8	Hint about the <code>memoir</code> class	386
9.78.1.9	Hint about the <code>amsart</code> and <code>amsproc</code> classes	386
9.78.1.10	Hint about the <code>amsbook</code> class	387
9.78.1.11	Hint about the <code>abstract</code> package	387
9.78.1.12	Hint about the <code>jura</code> class	387
9.78.1.13	Hint about the alteration of the sectioning commands	388
9.78.1.13.1	Alteration of <code>\part</code>	388
9.78.1.13.2	Alteration of <code>\chapter</code>	388
9.78.1.13.3	Alteration of <code>\section</code>	389
9.78.1.14	Hint about the consistence of the calling sequences of some commands	389
9.78.2	Final part : <code>\mtc@hints@end</code>	390
9.78.2.1	Hint about <code>\sect-lof lot</code> and the <code>insection</code> option	391
9.78.2.2	Final part of the consistence tests	391
9.78.2.3	Check if the main tables have been prepared (first part)	393
9.78.2.4	Check if the main tables have been prepared (second part)	395
9.78.2.5	Check the number of mini-tables, in case of short extensions	398
9.78.2.6	Final part of the hint about the <code>sectsty</code> package	398
9.78.2.7	Final part of the hint about the <code>varsects</code> package	399
9.78.2.8	Final part of the hint about the <code>fncychap</code> package	399
9.78.2.9	Final part of the hint about the <code>hangcaption</code> package	399
9.78.2.10	Final part of the hint about the <code>quotchap</code> package	400
9.78.2.11	Final part of the hint about the <code>romannum</code> package	400
9.78.2.12	Final part of the hint about the <code>sfheaders</code> package	400
9.78.2.13	Final part of the hint about the <code>alnumsec</code> package	401
9.78.2.14	Final part of the hint about the <code>captcont</code> package	401
9.78.2.15	Final part of the hint about the <code>caption</code> package	401
9.78.2.16	Final part of the hint about the <code>caption2</code> package	402

9.78.2.17	Final part of the hint about the <code>ccaption</code> package	402
9.78.2.18	Final part of the hint about the <code>mcaption</code> package	402
9.78.2.19	Check if empty mini-tables have been detected	403
9.78.2.20	Check if obsolete commands have been used	405
9.78.2.21	Check if some hints have been written	406
9.79	Processing of options	406
9.79.1	Processing the <code>insection</code> option	407
9.79.2	Processing the <code>notoccite</code> option	407
9.79.3	Processing the <code>listfiles</code> option	408
9.79.4	Processing the <code>hints</code> option	409
9.79.5	Saving the sectionning commands	409
9.80	Trapping the undefined preparation and insertion commands	410
9.81	The <code>fminitoc.dtx</code> file	411
<b>10</b>	<b>Commented code of <code>mtcoeff.sty</code></b>	<b>413</b>
10.1	Why <code>mtcoeff.sty</code> ?	413
10.2	Identification of the package	414
10.3	Faking counters and dimensions	414
10.4	Faking simple commands	417
10.5	Faking commands with one optional argument	417
10.6	Disabling the internal commands	418
10.7	Disabling the font commands	418
10.8	Disabling the <code>\mtcset...</code> commands	420
10.9	Disabling the new <code>\l@...</code> commands	420
10.10	Ignore the obsolete commands	420
10.11	Disabling the <code>\mtcselectlanguage</code> command	421
10.12	Disabling the <code>\mtcloadmlo</code> command	421
10.13	Disabling the commands for the horizontal rules	421
10.14	Disabling the commands for the page numbers	422
10.15	Disabling the mini-table features commands	422
10.16	Disabling miscellaneous flags and commands	423
10.17	Caution for some commands	423
10.18	Disabling commands for “coffee”	425
10.19	Disabling the <code>mtchideinmain...</code> environments	425
10.20	Inhibition of the <code>\mtc@saveXXXdepth</code> and <code>\mtc@restoreXXXdepth</code> internal commands	425
10.21	Disabling the <code>\mtcfixglossary</code> command	425
10.22	Disabling the <code>\mtcfixindex</code> command	426
10.23	Disabling the <code>\addstarred...</code> commands	426
<b>11</b>	<b>Commented code of <code>mtcmess.sty</code></b>	<b>427</b>
<b>12</b>	<b>Patch for the <code>memoir</code> class</b>	<b>428</b>
<b>13</b>	<b>The language definition (<code>.mld</code>) and object (<code>.mlo</code>) files</b>	<b>430</b>
13.1	“Acadian” language : <code>acadian.mld</code>	434
13.2	“Acadien” language : <code>acadien.mld</code>	435
13.3	“Afrikaan” language : <code>afrikaan.mld</code>	435
13.4	“Afrikaans” language : <code>afrikaans.mld</code>	435
13.5	“Albanian” language : <code>albanian.mld</code>	436

13.6	“American” language : american.mld . . . . .	436
13.7	“Arab” language : arab.mld . . . . .	436
13.8	“Arab2” language : arab2.mld . . . . .	437
13.9	“Arabi” language : arabi.mld . . . . .	437
13.10	“Arabic” language : arabic.mld . . . . .	438
13.11	“Armenian” language : armenian.mld . . . . .	438
13.12	“Australian” language : australian.mld . . . . .	439
13.13	“Austrian” language : austrian.mld . . . . .	439
13.14	“Bahasa” language : bahasa.mld . . . . .	439
13.15	“Bahasai” language : bahasai.mld . . . . .	440
13.16	“Bahasam” language : bahasam.mld . . . . .	440
13.17	“Bangla” language : bangla.mld . . . . .	441
13.18	“Basque” language : basque.mld . . . . .	441
13.19	“Bicig” language : bicig.mld . . . . .	442
13.20	“Bicig2” language : bicig2.mld . . . . .	442
13.21	“Bicig3” language : bicig3.mld . . . . .	443
13.22	“Bithe” language : bithe.mld . . . . .	444
13.23	“Brazil” language : brazil.mld . . . . .	444
13.24	“Brazilian” language : brazilian.mld . . . . .	445
13.25	“Breton” language : breton.mld . . . . .	445
13.26	“British” language : british.mld . . . . .	446
13.27	“Bulgarian” language : bulgarian.mld . . . . .	446
13.28	“Bulgarianb” language : bulgarianb.mld . . . . .	447
13.29	“Buryat” language : buryat.mld . . . . .	447
13.30	“Buryat2” language : buryat2.mld . . . . .	448
13.31	“Canadian” language : canadian.mld . . . . .	448
13.32	“Canadien” language : canadien.mld . . . . .	449
13.33	“Castillan” language : castillan.mld . . . . .	449
13.34	“Castillian” language : castillian.mld . . . . .	449
13.35	“Catalan” language : catalan.mld . . . . .	449
13.36	“Chinese1” language : chinese1.mld and chinese1.mlo . . . . .	450
13.37	“Chinese2” language : chinese2.mld and chinese2.mlo . . . . .	450
13.38	“Croatian” language : croatian.mld . . . . .	451
13.39	“Czech” language : czech.mld . . . . .	451
13.40	“Danish” language : danish.mld . . . . .	452
13.41	“Devanagari” language : devanagari.mld . . . . .	452
13.42	“Dutch” language : dutch.mld . . . . .	453
13.43	“English” language : english.mld . . . . .	454
13.44	“English1” language : english1.mld . . . . .	454
13.45	“English2” language : english2.mld . . . . .	455
13.46	“Esperant” language : esperant.mld . . . . .	455
13.47	“Esperanto” language : esperanto.mld . . . . .	456
13.48	“Estonian” language : estonian.mld . . . . .	456
13.49	“Ethiopia” language : ethiopia.mld . . . . .	457
13.50	“Ethiopian” language : ethiopian.mld . . . . .	457
13.51	“Ethiopian2” language : ethiopian2.mld . . . . .	458
13.52	“Farsi1” language : farsi1.mld and farsi1.mlo . . . . .	458
13.53	“Farsi2” language : farsi2.mld and farsi2.mlo . . . . .	459
13.54	“Farsi3” language : farsi3.mld . . . . .	459

13.55	“Finnish” language : finnish.mld	460
13.56	“Finnish2” language : finnish2.mld	460
13.57	“Francais” language : francais.mld	461
13.58	“French” language : french.mld	461
13.59	“French1” language : french1.mld	462
13.60	“French2” language : french2.mld	462
13.61	“Frenchb” language : frenchb.mld	463
13.62	“Frenchle” language : frenchle.mld	463
13.63	“Frenchpro” language : frenchpro.mld	464
13.64	“Galician” language : galician.mld	464
13.65	“German” language : german.mld	464
13.66	“Germanb” language : germanb.mld	465
13.67	“Germanb2” language : germanb2.mld	465
13.68	“Greek” language : greek.mld	466
13.69	“Greek-mono” language : greek-mono.mld	466
13.70	“Greek-polydemo” language : greek-polydemo.mld	467
13.71	“Greek-polykatha” language : greek-polykatha.mld	468
13.72	“Guarani” language : guarani.mld	469
13.73	“Hangul1” language : hangul1.mld and hangul1.mlo	470
13.74	“Hangul2” language : hangul2.mld and hangul2.mlo	470
13.75	“Hangul3” language : hangul3.mld and hangul3.mlo	471
13.76	“Hangul4” language : hangul4.mld and hangul4.mlo	472
13.77	“Hangul-u8” language : hangul-u8.mld and hangul-u8.mlo	472
13.78	“Hanja1” language : hanja1.mld and hanja1.mlo	473
13.79	“Hanja2” language : hanja2.mld and hanja2.mlo	473
13.80	“Hanja-u8” language : hanja-u8.mld and hanja-u8.mlo	474
13.81	“Hebrew” language : hebrew.mld	474
13.82	“Hebrew2” language : hebrew2.mld	475
13.83	“Hindi” language : hindi.mld	476
13.84	“Hindi-modern” language : hindi-modern.mld	476
13.85	“Hungarian” language : hungarian.mld	476
13.86	“Icelandic” language : icelandic.mld	477
13.87	“Indon” language : indon.mld	477
13.88	“Indonesian” language : indonesian.mld	477
13.89	“Interlingua” language : interlingua.mld	478
13.90	“Irish” language : irish.mld	478
13.91	“Italian” language : italian.mld	479
13.92	“Italian2” language : italian2.mld	479
13.93	“Japanese” language : japanese.mld and japanese.mlo	480
13.94	“Japanese2” language : japanese2.mld and japanese2.mlo	480
13.95	“Japanese3” language : japanese3.mld and japanese3.mlo	481
13.96	“Japanese4” language : japanese4.mld and japanese4.mlo	481
13.97	“Japanese5” language : japanese5.mld and japanese5.mlo	482
13.98	“Japanese6” language : japanese6.mld and japanese6.mlo	482
13.99	“Kannada” language : kannada.mld	483
13.100	“Khalka” language : khalkha.mld	483
13.101	“Latin” language : latin.mld	484
13.102	“Latin2” language : latin2.mld	484
13.103	“Latvian” language : latvian.mld	485

13.104 “Letton” language : letton.mld . . . . .	485
13.105 “Lithuanian” language : lithuanian.mld . . . . .	486
13.106 “Lowersorbian” language : lowersorbian.mld . . . . .	486
13.107 “Lsorbian” language : lsorbian.mld . . . . .	487
13.108 “Magyar” language : magyar.mld . . . . .	487
13.109 “Magyar2” language : magyar2.mld . . . . .	488
13.110 “Magyar3” language : magyar.mld . . . . .	488
13.111 “Malay” language : malay.mld . . . . .	489
13.112 “Malayalam-keli” language : malayalam-keli.mld . . . . .	489
13.113 “Malayalam-omega” language : malayalam-omega.mld and malayalam-omega.mlo . . . . .	489
13.114 “Malayalam-rachana” language : malayalam-rachana.mld . . . . .	490
13.115 “Malayalam-rachana2” language : malayalam-rachana2.mld . . . . .	490
13.116 “Manju” language : manju.mld . . . . .	491
13.117 “Meyalu” language : meyalu.mld . . . . .	491
13.118 “Mongol” language : mongol.mld . . . . .	492
13.119 “Naustrian” language : naustrian.mld . . . . .	492
13.120 “Newzealand” language : newzealand.mld . . . . .	492
13.121 “Ngerman” language : ngerman.mld . . . . .	493
13.122 “Ngermanb” language : ngermanb.mld . . . . .	493
13.123 “Ngermanb2” language : ngermanb2.mld . . . . .	493
13.124 “Norsk” language : norsk.mld . . . . .	494
13.125 “Norsk2” language : norsk2.mld . . . . .	495
13.126 “Nynorsk” language : nynorsk.mld . . . . .	495
13.127 “Nynorsk2” language : nynorsk2.mld . . . . .	496
13.128 “Polish” language : polish.mld . . . . .	496
13.129 “Polish2” language : polish2.mld . . . . .	497
13.130 “Polski” language : polski.mld . . . . .	497
13.131 “Portuges” language : portuges.mld . . . . .	498
13.132 “Portuguese” language : portuguese.mld . . . . .	498
13.133 “Romanian” language : romanian.mld . . . . .	499
13.134 “Romanian2” language : romanian2.mld . . . . .	499
13.135 “Romanian3” language : romanian3.mld . . . . .	500
13.136 “Russian” language : russian.mld . . . . .	500
13.137 “Russian2m” language : russian2m.mld . . . . .	501
13.138 “Russian2o” language : russian2o.mld . . . . .	502
13.139 “Russianb” language : russianb.mld . . . . .	503
13.140 “Russianc” language : russianc.mld . . . . .	504
13.141 “Russian-cca” language : russian-cca.mld and russian-cca.mlo . . . . .	504
13.142 “Russian-cca1” language : russian-cca1.mld and russian-cca1.mlo . . . . .	505
13.143 “Russian-lh” language : russian-lh.mld and russian-lh.mlo . . . . .	505
13.144 “Russian-lhcyralt” language : russian-lhcyralt.mld and russian-lhcyralt.mlo . . . . .	506
13.145 “Russian-lhcyrkoi” language : russian-lhcyrkoi.mld and russian-lhcyrkoi.mlo . . . . .	506
13.146 “Russian-lhcyrwin” language : russian-lhcyrwin.mld and russian-lhcyrwin.mlo . . . . .	507
13.147 “Samin” language : samin.mld . . . . .	507
13.148 “Scottish” language : scottish.mld . . . . .	508

13.149 “Serbian” language : serbian.mld . . . . .	508
13.150 “Serbianc” language : serbianc.mld . . . . .	509
13.151 “Slovak” language : slovak.mld . . . . .	509
13.152 “Slovene” language : slovene.mld . . . . .	510
13.153 “Spanish” language : spanish.mld . . . . .	510
13.154 “Spanish2” language : spanish2.mld . . . . .	511
13.155 “Spanish3” language : spanish3.mld . . . . .	512
13.156 “Spanish4” language : spanish4.mld . . . . .	512
13.157 “Swedish” language : swedish.mld . . . . .	513
13.158 “Swedish2” language : swedish2.mld . . . . .	513
13.159 “Thai” language : thai.mld and thai.mlo . . . . .	514
13.160 “Turkish” language : turkish.mld . . . . .	514
13.161 “Uighur” language : uighur.mld . . . . .	515
13.162 “Uighur2” language : uighur2.mld . . . . .	515
13.163 “Uighur3” language : uighur3.mld . . . . .	515
13.164 “UKenglish” language : UKenglish.mld . . . . .	515
13.165 “Ukraineb” language : ukraineb.mld . . . . .	516
13.166 “Ukrainian” language : ukrainian.mld . . . . .	516
13.167 “Uppersorbian” language : uppersorbian.mld . . . . .	517
13.168 “USenglish” language : USenglish.mld . . . . .	517
13.169 “Usorbian” language : usorbian.mld . . . . .	517
13.170 “Vietnam” language : vietnam.mld . . . . .	518
13.171 “Vietnamese” language : vietnamese.mld . . . . .	518
13.172 “Welsh” language : welsh.mld . . . . .	519
13.173 “Xalx” language : xalx.mld . . . . .	519
13.174 “Xalx2” language : xalx2.mld . . . . .	520
13.175 “Xalx3” language : xalx3.mld . . . . .	520

<b>III Complements</b>	<b>521</b>
<b>Bibliography</b>	<b>523</b>
<b>Changes History</b>	<b>545</b>
<b>Index</b>	<b>575</b>

# List of Figures

1.1	Float barriers	30
1.2	Layout of a ToC (LoF, LoT) entry	42
2.1	Three compilations for <code>minitoc</code>	55



# List of Tables

1.1	Commands for a <code>minitoc</code>	27
1.2	Commands for a <code>secttoc</code>	28
1.3	Commands for a <code>parttoc</code>	31
1.4	Adding an entry in the table of contents for a starred part, chapter, or section	33
1.5	Fonts and titles for the mini-table commands	34
1.6	Fonts for the mini-table entries	35
1.7	Available languages	36
1.8	Horizontal rules	43
1.9	Page numbers	43
1.10	Features for mini-tables	45
1.11	Extensions of the auxiliary files	51
2.1	Kernings before minitable bottom rules	74
3.1	Package options	77
3.2	General commands	78
3.3	Commands : part level	79
3.4	Commands : chapter level	80
3.5	Commands : section level	81
3.6	Commands for horizontal rules	82
3.7	Commands for page numbers	82
3.8	Commands for mini-tables features	83
3.9	Preparation and insertion commands	83
3.10	Adjustment commands	84
3.11	Obsolete commands	84
3.12	Classes and packages needing some precautions	85
6.1	Category codes	197
6.2	Encoding schemes implemented in CJK	197
6.3	Document classes	198
6.4	Depths for sectionning commands	200
6.5	Various encodings	201
6.6	Most common font encodings	213
6.7	Most common font families	213
6.8	Most common font series	213
6.9	Most common font shapes	214
6.10	The five font parameters for some fonts	214
6.11	Author commands for fonts	214

<i>LIST OF TABLES</i>	18
6.12 Some systems derived from $\mathrm{T}_{\mathrm{E}}\mathrm{X}$ and $\mathrm{L}^{\mathrm{A}}\mathrm{T}_{\mathrm{E}}\mathrm{X}$ . . . . .	215
7.1 List of files ( <code>minitoc.1</code> ) . . . . .	223
7.2 A TDS-conformant hierarchy for the <code>minitoc</code> files . . . . .	225
9.1 Hack to detect the limitation to short extensions . . . . .	260

# About this document

This document is rather thick, but please, be not afraid: you do not need to read every page.

- The most useful chapters are in the first part (“User’s Manual”, page 22):
  - the chapter “The minitoc package”, page 23, describes the essential commands to use the package;
  - the chapter “Frequently Asked Questions”, page 53, may help you to solve some specific problems;
  - the “Memento” chapter, page 77, is a set of tables to be used as a remainder of the commands of this package;
  - the “Examples of documents” chapter, page 86, gives the code of some documents showing the basic usage of the minitoc package and some interesting situations;
  - the “Messages” chapter, page 141, is certainly boring, but it should be searched if you get some warning or error messages from the minitoc package, because it explains them and also the informative messages;
  - the “Jargon” chapter, page 191, attempts to explain most of the technical terms used here;
  - the “Installation” chapter, page 222, describes all the files included in the distribution of the package;
  - the “Postface” chapter, page 227, gives an abbreviated history of the package.
- The second part, “Implementation”, page 238, is much more technical; you can read it if you are interested in the details of the coding of the package. The chapter “The language definition (.mld) and object (.mlo) files”, page 430, may be useful if you are interested by some language.
- The third part, “Complements”, page 522, contains a bibliography, a detailed history of the package, and an index.

For this document, I have used:

- a short table of contents (summary), with the `\shorttoc` command from my `shorttoc` package [105], displaying only parts and chapters;

- a main table of contents (`\tableofcontents`), with a maximum depth (6);
- a main list of figures (`\listoffigures`) and a main list of tables (`\listoftables`);
- for each part, a table of contents displaying only the chapters (`\parttoc` with `parttocdepth` equal to 1);
- for each chapter, a complete table of contents (`\minitoc` with `minitocdepth` equal to 6);
- for each chapter, a list of figures (`\minilof`) and a list of tables (`\minilot`) when useful;
- customized parameters for the layout of the mini-tables.

As the PDF version of the documentation uses hyperlinks, these tables should help you to navigate in the document.

## **Part I**

# **User's Manual**

## Contents of the First Part

---

<b>1</b>	<b>The <code>minitoc</code> package</b>	<b>23</b>
<b>2</b>	<b>Frequently Asked Questions</b>	<b>53</b>
<b>3</b>	<b>Memento</b>	<b>77</b>
<b>4</b>	<b>Examples of documents</b>	<b>86</b>
<b>5</b>	<b>Messages</b>	<b>141</b>
<b>6</b>	<b>Jargon</b>	<b>191</b>
<b>7</b>	<b>Installation</b>	<b>222</b>
<b>8</b>	<b>Postface</b>	<b>227</b>
	<b>Acknowledgments</b>	<b>235</b>

---

# Chapter 1

## The minitoc package

### Contents

<b>1.1</b>	<b>Introduction</b>	<b>24</b>
1.1.1	Important restrictions	25
1.1.2	Version	25
<b>1.2</b>	<b>License</b>	<b>25</b>
<b>1.3</b>	<b>Using the minitoc package</b>	<b>26</b>
1.3.1	Loading the package and creating the mini-tables	26
1.3.2	Preparing the mini-tables	26
1.3.3	Placing the mini-tables	28
1.3.4	Starred chapters, parts and sections	32
<b>1.4</b>	<b>Typesetting of the mini-tables</b>	<b>33</b>
1.4.1	Chapter-level mini-tables	33
1.4.2	Titles for chapter-level mini-tables	35
1.4.3	Part-level mini-tables	37
1.4.4	Titles for part-level mini-tables	37
1.4.5	Section-level mini-tables	37
1.4.6	Titles for section-level mini-tables	37
1.4.7	Position of the titles	38
1.4.7.1	For mini-tables at the part level	38
1.4.7.2	For mini-tables at the chapter level	38
1.4.7.3	For mini-tables at the section level	38
1.4.7.4	Summary of the positionning of titles	39
1.4.8	Line spacing in the mini-tables	39
1.4.9	Simplified commands for fonts	39
1.4.10	Simplified command for mini-table titles	40
1.4.11	Simplified command for mini-table depths	41
1.4.12	Languages for the titles	41
1.4.13	Altering the layout of the mini-tables	41
<b>1.5</b>	<b>Special Features</b>	<b>43</b>
1.5.1	Horizontal Rules	43
1.5.2	Page Numbers, Leaders	44
1.5.3	Features for parttocs and other mini-tables	44
1.5.3.1	Remark about page styles	46
1.5.4	The “Chapter 0” Problem (solved)	46

1.5.4.1	Before version #23 (1994/11/08)	46
1.5.4.2	Since version #23 (1994/11/08)	47
1.5.5	Special Entries for TOC, LOF, LOT, Bibliography and Index	47
1.6	<b>The notoccite option</b>	<b>48</b>
1.7	<b>The listfiles and nolistfiles options</b>	<b>49</b>
1.8	<b>The hints option</b>	<b>49</b>
1.9	<b>Usage with MS-DOS</b>	<b>51</b>
1.10	<b>Why several L<sup>A</sup>T<sub>E</sub>X runs are required?</b>	<b>51</b>
1.11	<b>The mtcoff package</b>	<b>52</b>

## Figures

1.1	Float barriers	30
1.2	Layout of a ToC (LoF, LoT) entry	42

## Tables

1.1	Commands for a minitoc	27
1.2	Commands for a secttoc	28
1.3	Commands for a parttoc	31
1.4	Adding an entry in the table of contents for a starred part, chapter, or section	33
1.5	Fonts and titles for the mini-table commands	34
1.6	Fonts for the mini-table entries	35
1.7	Available languages	36
1.8	Horizontal rules	43
1.9	Page numbers	43
1.10	Features for mini-tables	45
1.11	Extensions of the auxiliary files	51

## 1.1 Introduction

The minitoc package, initially written by Nigel WARD and Dan JURAFSKY, has been almost completely redesigned by Jean-Pierre F. DRUCBERT (ONERA/Centre de Toulouse). A summary of the evolution of this package is given in the chapter 8 on page 227. This package creates a mini-table of contents (a “minitoc”<sup>1</sup>) at the beginning of each chapter of a document. It is also possible to have a mini-list of figures (a “minilof”) and a mini-list of tables (a “minilot”). The document class should of course define chapters (classes like book or report) or sections (classes like article<sup>2</sup>). Thus, this package should not be used with document classes without standard sectionning commands (like letter). When the document class defines a “part” sectionning level (i.e., classes like book, report and article), you can create a “partial” table of contents (a “parttoc”) at the beginning of each part of a document. It is also possible to have a partial list of figures (a “partlof”) and a partial list of tables (a “partlot”). When the document class has no \chapter command but has a \section command, you may use

<sup>1</sup> The minitoc package introduces its own jargon, explained in this document. It should not be too difficult, however, to learn and use; it will be used here, of course.

<sup>2</sup> As the standard proc class, and the ltxdoc and ltxnews classes, load the standard article class, these classes will be just considered as variants of the article class.



section level tables of contents (“secttocs”) at the beginning of each section; and you can also have section level lists of figures (“sectlofs”) or of tables (“sectlots”).

All these tables (“minitocs”, “partlots”, “sectlofs”, etc.) are collectively referenced as “mini-tables” (or sometimes “mini-lists”).

### 1.1.1 Important restrictions



**Note:** you cannot use chapter level and section level mini-tables in the same document. This restriction is intended to avoid documents with full of local tables of contents, lists of figures and tables at every sectioning level.



**Note:** the commands relative to the part level are defined only if the document class defines `\part`. The commands relative to the section level are defined only if the document class defines `\section` but does not define `\chapter`.

### 1.1.2 Version

The current version of this package is #50. You will find a resumed history of the package in the “Postface” chapter (chapter 8 on page 227) and a more detailed history in “Changes History”, page 545.

## 1.2 License

This package must be distributed and/or may be modified under the conditions of the **L<sup>A</sup>T<sub>E</sub>X Project Public License**, either version 1.3 of this license or (as convenient) any later version. The latest version of this license is in

<http://www.latex-project.org/lppl.txt>

and version 1.3 or later is part of all distributions of L<sup>A</sup>T<sub>E</sub>X version 2003/12/01 or later.

But please don't bother me about hacked versions; they will not be supported. However, suggestions for corrections and improvements are welcome.

## 1.3 Using the minitoc package

### 1.3.1 Loading the package and creating the mini-tables

`\usepackage` To use the minitoc package, you must introduce a command:  
`\minitoc`  
`\chapter`

```
\usepackage[...options...]{minitoc}
```

in the preamble of the document<sup>3</sup>. The mini-table of contents will be in the chapter, after the `\chapter` command, at the point of the `\minitoc` command. The `\minitoc` command may occur *almost anywhere*<sup>4</sup> inside a chapter.

Of course, it is better to put it at the beginning of the chapter, eventually after some introductory material. But you can also decide to put it at the end of the chapter. You should use the same conventions in all chapters. If you want to add the mini-table of contents for a chapter, you must use the sequence given in table 1.1 on the following page.

For each mini-table of contents, an auxiliary file will be created with a name of the form *document.mtc*(*N*), where (*N*) is the absolute chapter number. “Absolute” means that this number is unique, and always increasing from the first chapter<sup>5</sup>. The suffix is *.mlf*(*N*) for mini-lists of figures and is *.mlt*(*N*) for mini-lists of tables. (If under MS-DOS or any operating system with short extensions to filenames, see section 1.9 on page 51 and section 2.5 on page 56). There are similar commands for mini-tables at the part or section level, depending of the document class.

### 1.3.2 Preparing the mini-tables

`\dominitoc` The commands<sup>6</sup> `\dominitoc`, `\dominilof`, and `\dominilot` (for mini-tables at the  
`\dominilof` chapter level), take respectively the *document.toc*, *document.lof*, and *document.lot*  
`\dominilot` files, and cut slices from them to create the *document.mtc*(*N*), *document.mlf*(*N*), and  
*document.mlt*(*N*) files.

<sup>3</sup> This command must be placed *after* any modification done on the sectionning commands; if you modify sectionning commands after loading the minitoc package, this one might not work properly.

<sup>4</sup> “Almost anywhere” means “in a normal place”, like between two paragraphs of normal text, or in a (wide enough) minipage, but not in a too strange position (like a marginal note or a footnote). Even a multicolumn or a floating environment can be used, but with care. But note that a minitoc can be rather long, if the chapter is complex and if you ask for details with a high value for `minitocdepth`.

<sup>5</sup> The concept of an “absolute” counter for the mini-tables has solved some obscure problems, and also made obsolete some commands, like `\firstpartis`, `\firstchapteris`, and `\firstsectionis`.

<sup>6</sup> The code of these `\do...` commands is directly derived from that of the `xr` package [89], by David CARLISLE, with his permission.

Table 1.1: Commands for a minitoc

<code>\documentclass[...]{book}</code>	
<code>\usepackage[...options...]{minitoc}</code>	
<code>...</code>	
<code>\setlength{\mtcindent}{24pt}</code>	<i>default</i>
<code>\setlength{\mtcskipamount}{\bigskipamount}</code>	<i>default</i>
<code>...</code>	
<code>\setcounter{minitocdepth}{2}</code>	<i>default</i>
<code>\renewcommand{\mtcfont}{\small\rmfamily\upshape\mdseries}</code>	<i>default</i>
<code>\renewcommand{\mtcSfont}{\small\rmfamily\upshape\bfseries}</code>	<i>default</i>
<code>or:</code>	
<code>\mtcsetdepth{minitoc}{2}</code>	<i>default</i>
<code>\mtcsetfont{minitoc}{*}{\small\rmfamily\upshape\mdseries}</code>	<i>default</i>
<code>\mtcsetfont{minitoc}{section}{\small\rmfamily\upshape\bfseries}</code>	<i>default</i>
<code>...</code>	
<code>\begin{document}</code>	
<code>...</code>	
<code>\dominitoc</code>	
<code>\dominilof</code>	
<code>\dominilot</code>	
<code>\tableofcontents</code>	<i>or \faketableofcontents</i>
<code>\listoffigures</code>	<i>or \fake\listoffigures</i>
<code>\listoftables</code>	<i>or \fake\listoftables</i>
<code>...</code>	
<code>\chapter{...}</code>	
<code>\minitoc</code>	<i>if you want one</i>
<code>\mtcskip</code>	
<code>\minilof</code>	<i>if you want one</i>
<code>\mtcskip</code>	
<code>\minilot</code>	<i>if you want one</i>
<code>...</code>	

<code>\dosecttoc</code>	The commands <code>\dosecttoc</code> , <code>\dosectlof</code> , and <code>\dosectlot</code> (for mini-tables at the section level) and <code>\doparttoc</code> , <code>\dopartlof</code> , and <code>\dopartlot</code> (for mini-tables at the part level) are analog.
<code>\dosectlof</code>	
<code>\dosectlot</code>	
<code>\doparttoc</code>	
<code>\dopartlof</code>	The <code>\mtcprepare</code> command invokes (and replaces) all these preparation commands when they are available with the document class and if the adequate contents file exists. This command accepts also an optional argument to set the default position of the title for <i>all</i> the mini-tables.
<code>\dopartlot</code>	
<code>\mtcprepare</code>	
<code>\tableofcontents</code>	
<code>\listoffigures</code>	
<code>\listoftables</code>	To obtain a satisfactory result (i.e., non empty), please note that all these commands must <i>imperatively be put before</i> any command analog to the <code>\tableofcontents</code> , <code>\listoffigures</code> , and <code>\listoftables</code> commands, or their <code>\fake...</code> siblings.



It is also *strongly* recommended to put these commands *before* any sectionning command producing an entry in the table of contents (for the `\do...toc` commands), and *before* any `\caption`-like command producing an entry in the list of figure (for the `\do...lof` commands) or in the list of tables (for the `\do...lot` commands); else disorder in the mini-tables might result.

Table 1.2: Commands for a secttoc

\documentclass[...]{article}		
\usepackage[...options...]{minitoc}		
...		
\setlength{\stcindent}{24pt} <i>default</i>		
...		
\setcounter{secttocdepth}{2} <i>default</i>		
\renewcommand{\stcfont}{\small\rmfamily\upshape\mdseries}		<i>default</i>
\renewcommand{\stcSSfont}{\small\rmfamily\upshape\bfseries}		<i>default</i>
<i>or:</i>		
\mtcsetdepth{secttoc}{2}		<i>default</i>
\mtcsetfont{secttoc}{*}{\small\rmfamily\upshape\mdseries}		<i>default</i>
\mtcsetfont{secttoc}{subsection}{\small\rmfamily\upshape\bfseries}		<i>default</i>
...		
\begin{document}		
...		
\dosecttoc		
\dosectlof		
\dosectlot		
\tableofcontents		<i>or \faketableofcontents</i>
\listoffigures		<i>or \fakelistoffigures</i>
\listoftables		<i>or \fakelistoftables</i>
...		
\section{...}		
\secttoc		<i>if you want one</i>
\sectlof		<i>if you want one</i>
\sectlot		<i>if you want one</i>
...		

### 1.3.3 Placing the mini-tables

`\mtcskip`     The `\mtcskip` command may be used to add a vertical skip between two mini-tables. Its height is `\mtcskipamount` (equal to `\bigskipamount` by default). `\mtcskip` eliminates any immediate previous vertical skip, to not accumulate vertical space when a mini-table is empty and skipped by the `checkfiles` option.

`\secttoc`     The section-level table of contents will be in the section, after the `\section` command, at the point of the `\secttoc` command. The `\secttoc` command may occur *almost anywhere* inside a section. Of course, it is better to put it at the beginning of the section, or after some short introductory material. You should use the same conventions in all sections. If you want to add the section-level table of contents for a section, you must use the sequence given in Table 1.2.

For each section-level table of contents, an auxiliary file will be created with a name of the form `document.stc<N>`, where `<N>` is the absolute section number. The suffix is `.slf<N>` for section-level lists of figures and is `.slt<N>` for section-level lists of tables. (If under MS-DOS or any operating system with short extensions to filenames, see section 1.9 on page 51 and section 2.5 on page 56).

`\usepackage`  
`\FloatBarrier`



As floats (figures and tables) could drift<sup>7</sup> somewhere outside the printing area of the text of the section, the sectlofs and sectlots can be rather strange. In order to have a better behaviour of these mini-tables, it may be useful to add the `insection` option in the `\usepackage` command:

```
\usepackage[insection]{minitoc}
```

if you want more consistent sectlofs and sectlots. Sometimes, it might be necessary to use the `\FloatBarrier` command of this package to correctly place the figure or table and have a correct mini-table. The `insection` option loads the `placeins` package [12] with its `verbose` and `section` options. The options `above` or `below` options should not be used, because they allow floats to drift above or below a `\FloatBarrier` (or a section limit): the barrier becomes “porous” upwards<sup>8</sup> ( $\Uparrow$ ) or downwards ( $\Downarrow$ ), or both ( $\Updownarrow$ ). The `section` option makes a more “watertight” barrier ( $\equiv$ ). This is illustrated by the figure 1.1 on the following page.

The `placeins` package, by Donald ARSENAU, is available on CTAN archives; the file `placeins.sty` contains its own documentation, with a copy in `placeins.txt`. You need a version whose date is at least 2005/04/18.



Since version #45, this option also loads the `flafter` package (described in [162] and [188, page 286]) to force a float to appear *after* its reference. The `above` and `below` options of the `placeins` package are no more used, because they allowed the floats to move out of the section. In all cases, it is *strongly* recommended to verify the position of the floats and, if necessary, to look at the messages of the `placeins` package in the `document.log` file. The placement of floats is a very complex problem, so some manual intervention may be necessary, like the use of the `float` package [171] or, better, of the `floatrow` package [159].

If you want to add the partial table of contents for a part, you must use the sequence given in Table 1.3 on page 31. For each partial table of contents, an auxiliary file will be created with a name of the form `document.ptc<N>`, where  $\langle N \rangle$  is the absolute part number. The suffix is `.plf<N>` for partial lists of figures and is `.plt<N>` for partial lists of tables. (If under MS-DOS or any operating system with short extensions to filenames, see section 1.9 on page 51 and section 2.5 on page 56).



**Note:** the user is responsible of asking or not asking a mini-table (mini-toc, -lof or -lot) for some chapter. Asking a `minilof` for a chapter without any figure would result in an empty and ugly mini-list of figures (i.e., the title and two horizontal rules). He is also responsible of requiring or not requiring a partial toc (lof or lot) for some part. Asking a `partlof` for a part without any figure would result in an empty and ugly part list of figures (i.e., the title alone on a page). Analogous remarks apply to section-level mini-tables (`secttoc`, `sectlof`, and `sectlot`) and to the part-level mini-tables (`parttoc`, `partlof`, and `partlot`).

But since version #35, empty mini-tables are just ignored and this problem should disappear in normal circumstances. Nevertheless, it is recommended to put no `\minitoc` command

<sup>7</sup> A float is like a ship in harbor. There is a place in the text which is the anchor location. The figure or “ship” can float around to various places relative to the anchor, but always downstream or downwind. A float with bad placement parameters is like a ship that slips its anchor and eventually crashes on the rocks at the end of a chapter.

Donald ARSENAU

<sup>8</sup> But a float can not drift upwards beyond the top of the current page.

With the section option	
Command	Action
\section	$\times \times \times \times \times \times \times \times \times \times \times$ <i>Forbidden Area</i> $\times \times \times \times \times \times \times \times \times \times \times$
	<i>Allowed Area</i>
	<b>Float inserted here</b>
	<i>Allowed Area</i>
\section	$\times \times \times \times \times \times \times \times \times \times \times$ <i>Forbidden Area</i> $\times \times \times \times \times \times \times \times \times \times \times$
With the above option	
Command	Action
\section	$\uparrow \uparrow$
	<i>Allowed Area</i>
	<i>Allowed Area</i>
	<b>Float inserted here</b>
	<i>Allowed Area</i>
\section	$\times \times \times \times \times \times \times \times \times \times \times$ <i>Forbidden Area</i> $\times \times \times \times \times \times \times \times \times \times \times$
With the below option	
Command	Action
\section	$\times \times \times \times \times \times \times \times \times \times \times$ <i>Forbidden Area</i> $\times \times \times \times \times \times \times \times \times \times \times$
	<i>Allowed Area</i>
	<b>Float inserted here</b>
	<i>Allowed Area</i>
\section	$\downarrow \downarrow$
	<i>Allowed Area</i>
With the above and below options	
Command	Action
\section	$\uparrow \downarrow \uparrow \downarrow \uparrow \downarrow \uparrow \downarrow \uparrow \downarrow \uparrow \downarrow \uparrow \downarrow \uparrow \downarrow \uparrow \downarrow \uparrow \downarrow \uparrow \downarrow \uparrow \downarrow \uparrow \downarrow \uparrow \downarrow$
	<i>Allowed Area</i>
	<i>Allowed Area</i>
	<b>Float inserted here</b>
	<i>Allowed Area</i>
\section	$\uparrow \downarrow \uparrow \downarrow \uparrow \downarrow \uparrow \downarrow \uparrow \downarrow \uparrow \downarrow \uparrow \downarrow \uparrow \downarrow \uparrow \downarrow \uparrow \downarrow \uparrow \downarrow \uparrow \downarrow \uparrow \downarrow \uparrow \downarrow$
	<i>Allowed Area</i>

Figure 1.1: Float barriers

Table 1.3: Commands for a parttoc

\documentclass[...]{book}		
\usepackage[...options...]{minitoc}		
...		
\setlength{\ptcindent}{0pt}	default	
...		
\setcounter{parttocdepth}{2}	default	
\renewcommand{\ptcfont}{\normalsize\rmfamily\upshape\mdseries}		default
\renewcommand{\ptcCfont}{\normalsize\rmfamily\upshape\bfseries}		default
\renewcommand{\ptcSfont}{\normalsize\rmfamily\upshape\mdseries}		default
or:		
\mtcsetdepth{parttoc}{2}		default
\mtcsetfont{parttoc}{*}{\normalsize\rmfamily\upshape\mdseries}		default
\mtcsetfont{parttoc}{chapter}{\normalsize\rmfamily\upshape\bfseries}		default
\mtcsetfont{parttoc}{section}{\normalsize\rmfamily\upshape\mdseries}		default
...		
\begin{document}		
...		
\doparttoc		
\dopartlof		
\dopartlot		
\tableofcontents	or \faketableofcontents	
\listoffigures	or \fakelistoffigures	
\listoftables	or \fakelistoftables	
...		
\part{...}		
\parttoc	if you want one	
\partlof	if you want one	
\partlot	if you want one	
...		

in a chapter without sections and no `\minilof` or `\minilot` command in a chapter without figures or tables. The `checkfiles` (see section 1.3.3 on page 28) package option (default) skips empty mini-tables (with a note in the `document.log` file); the `nocheckfiles` package option restores the old behaviour (empty mini-tables are displayed).

By default, the mini-tables and partial tables of contents contain only references higher and to sections and subsections. The counters `parttocdepth`, `minitocdepth` and `secttocdepth`, similar to `tocdepth`, allow the user to modify this behaviour. Mini or partial lists of figures or tables are not affected by the value of these counters, but if there are depth counters for these lists (`lofdepth` and `lotdepth`), as done by the `subfigure` and `subfig` packages [94, 96] from Steven Douglas COCHRAN, new depth counters are created if necessary, with obvious names like `partlofdepth`, `partlotdepth`, `minilofdepth`, `minilotdepth`, `sectlofdepth`, and `sectlotdepth`.

### 1.3.4 Starred chapters, parts and sections

`\addstarredpart`    **NOTE:** if using `\chapter*` and a  
`\addstarredchapter`  
`\addstarredsection`    `\addcontentsline{toc}{chapter}{...}`



command to add something in the table of contents, the numbering of the `minitoc` auxiliary files would be altered. To avoid that problem, a first method is to say:

```

\addstarredpart{...}
\addstarredchapter{...}
\addstarredsection{...}

```

These commands apply only for the level of a part-, mini- or sect-toc; for lower levels, the usual command is sufficient:

`\addcontentsline`    `\addcontentsline{toc}{section}{...}`

for example, to add a section-level entry in the global toc and in the minitoc of a starred chapter:

```

\chapter*{Title of chapter}
\addstarredchapter{Title of chapter}
\minitoc
\section*{First section}
\addcontentsline{toc}{section}{First section}
\section*{Second section}
\addcontentsline{toc}{section}{Second section}

```

`\adjustptc`    There is sometimes a problem with mini-tables when you use `\chapter*` (or `\section*`):  
`\adjustmtc`    the minitocs appear in the wrong chapter. You can add a `\adjustmtc` (or `\adjuststc`  
`\adjuststc`    or `\adjustptc`) command at the end of the starred chapter (or section or part) to  
increment the corresponding counter. Do not use commands like `\stepcounter{mtc}` or  
`\addtocounter{mtc}{...}` (which should work, but it is cheating), because the `mtcoff`  
package (see section 1.11 on page 52) knows what to do about `\adjustmtc` (and others),  
but can do nothing about `\stepcounter` or `\addtocounter`, as they are a standard basic  
commands of L<sup>A</sup>T<sub>E</sub>X, not `minitoc` specific commands. Syntax:

```

\adjustptc[n]
\adjustmtc[n]
\adjuststc[n]

```

where  $n$  is the increment (default: 1).



Table 1.4: Adding an entry in the table of contents for a starred part, chapter, or section

Level	With title
part	<code>\mtcaddpart[⟨title⟩]</code>
chapter	<code>\mtcaddchapter[⟨title⟩]</code>
section	<code>\mtcaddsection[⟨title⟩]</code>

`\decrementptc` There are similar commands to *decrement* or *increment* by 1 these counters:  
`\decrementmtc` `\decrementptc`, `\decrementmtc`, `\decrementstc`, `\incrementptc`, `\incrementmtc`,  
`\decrementstc` and `\incrementstc`; the same remarks as above apply. These commands have no argument.  
`\incrementptc`  
`\incrementmtc`  
`\incrementstc`

`\mtcaddpart` A more clever way to solve this problem is to use commands similar to:  
`\mtcaddchapter`  
`\mtcaddsection` `\mtcaddchapter[⟨title⟩]`



This command adds an entry in the table of contents (and adjusts the counter, because it calls `\adjustmtc`). The table 1.4 summarizes these commands, that you put *after* `\chapter*`, etc. If the optional argument is omitted or empty or blank, no entry will be visible in the table of contents nor in the minitocs. If the optional argument is something invisible (like `~`, `\space` or `\quad`), the result will be strange but still logically correct. See also section 2.30 on page 68 for the problems with `\mtcaddpart`.

## 1.4 Typesetting of the mini-tables

The mini-tables are typeset in a verse-like environment, and can be split over pages.

### 1.4.1 Chapter-level mini-tables

`\mtcfont` The mini-table of contents is typeset in the `\mtcfont` font, which is `\small\rmfamily`  
`\mtcSfont` by default. In fact, the font `\mtcfont` is selected at the beginning of a minitoc, minilof  
`\mtcSSfont` or minilot. More selective choices are made with the following fonts. Section entries are  
`\mtcSSSfont` typeset in the `\mtcSfont` font, which is `\small\bfseries` by default. For subsections,  
`\mtcPfont` subsubsections, paragraphs and subparagraphs, the commands `\mtcSSfont`, `\mtcSSSfont`,  
`\mtcSPfont` `\mtcPfont` and `\mtcSPfont` are available (by default, `\small\rmfamily`) to enable the  
`\mlffont` use of various fonts. Mini lists of figures and tables are typeset in the fonts `\mlffont`  
`\mltfont` and `\mltfont`, which are `\small\rmfamily` by default. There are also `\mlfSfont`  
`\mlfSfont` and `\mltSfont` for sub-figures and sub-tables entries. Tables 1.5 on the following page  
`\mltSfont` and 1.6 on page 35 summarize these many commands<sup>9</sup>.

<sup>9</sup> Thanks to Stefan ULRICH, who contributed these tables initially.

Table 1.5: Fonts and titles for the mini-table commands

Command	Font default setting	Title string default setting	Title font default setting
For the <code>\part...</code> commands:			
<code>\parttoc</code>	<code>\ptcfont</code> <code>\normalsize\rmfamily*</code> <code>\small\rmfamily**</code>	<code>\ptctitle</code> Table of Contents <sup>†</sup>	<code>\ptifont</code> <code>\LARGE\bfseries*</code> <code>\Large\bfseries**</code>
<code>\partlof</code>	<code>\plffont</code> <code>\normalsize\rmfamily*</code> <code>\small\rmfamily**</code> <code>\plfSfont</code> <code>\normalsize\rmfamily*</code> <code>\small\rmfamily**</code>	<code>\plftitle</code> List of Figures <sup>†</sup>	<code>\ptifont</code> <code>\LARGE\bfseries*</code> <code>\Large\bfseries**</code>
<code>\partlot</code>	<code>\pltfont</code> <code>\normalsize\rmfamily*</code> <code>\small\rmfamily**</code> <code>\pltSfont</code> <code>\normalsize\rmfamily*</code> <code>\small\rmfamily**</code>	<code>\plttitle</code> List of Tables <sup>†</sup>	<code>\ptifont</code> <code>\LARGE\bfseries*</code> <code>\Large\bfseries**</code>
For the <code>\mini...</code> commands:			
<code>\minitoc</code>	<code>\mtcfont</code> <code>\small\rmfamily</code>	<code>\mtctitle</code> Contents <sup>†</sup>	<code>\mtifont</code> <code>\large\bfseries</code>
<code>\minilof</code>	<code>\mlffont</code> <code>\small\rmfamily</code> <code>\mlfSfont</code> <code>\small\rmfamily</code>	<code>\mlftitle</code> Figures <sup>†</sup>	<code>\mtifont</code> <code>\large\bfseries</code>
<code>\minilot</code>	<code>\mltfont</code> <code>\small\rmfamily</code> <code>\mltSfont</code> <code>\small\rmfamily</code>	<code>\mltttitle</code> Tables <sup>†</sup>	<code>\mtifont</code> <code>\large\bfseries</code>
For the <code>\sect...</code> commands:**			
<code>\secttoc</code>	<code>\stcfont</code> <code>\small\rmfamily</code>	<code>\stctitle</code> Contents <sup>†</sup>	<code>\stifont</code> <code>\Large\bfseries</code>
<code>\sectlof</code>	<code>\slffont</code> <code>\small\rmfamily</code> <code>\slfSfont</code> <code>\small\rmfamily</code>	<code>\slftitle</code> Figures <sup>†</sup>	<code>\stifont</code> <code>\Large\bfseries</code>
<code>\sectlot</code>	<code>\sltfont</code> <code>\small\rmfamily</code> <code>\sltSfont</code> <code>\small\rmfamily</code>	<code>\slttitle</code> Tables <sup>†</sup>	<code>\stifont</code> <code>\Large\bfseries</code>
*for document classes with <code>\chapter</code> level (e.g., book, report).			
**for document classes with no <code>\chapter</code> level (e.g., article).			
<sup>†</sup> default for english; changed by the language definition files or <code>\renewcommand</code> .			
All these fonts use <code>\rmfamily</code> , <code>\upshape</code> , and <code>\mdseries</code> by default.			



Note that the default choice of fonts is certainly not perfect and hence is not definitive. A symptom of this imperfection is the presence of poor alignments in the mini-tables, if bold and non-bold fonts are mixed <sup>10</sup> (the true length of 1em is not the same for the fonts). This can eventually be adjusted by changing some fonts.

<sup>10</sup>This appears, e.g., if you are using the Computer Modern Roman (CMR) fonts [142]. The symptom disappears if you do not use bold CMR fonts or if you use the TX fonts (txfonts package [219]), by example, like in this document. See also section 2.29 on page 67.

Table 1.6: Fonts for the mini-table entries

Level	Font	default setting
For the <code>\parttoc</code> entries:		
Chapter*	<code>\ptcCfont*</code>	<code>\normalsize\bfseries*</code>
Section	<code>\ptcSfont</code>	<code>\normalsize\rmfamily*</code> <code>\small\bfseries**</code>
Subsection	<code>\ptcSSfont</code>	<i>(like \ptcfont)</i>
Subsubsection	<code>\ptcSSSfont</code>	<i>(like \ptcfont)</i>
Paragraph	<code>\ptcPfont</code>	<i>(like \ptcfont)</i>
Subparagraph	<code>\ptcSPfont</code>	<i>(like \ptcfont)</i>
For the <code>\minitoc</code> entries:*		
Section	<code>\mtcSfont</code>	<code>\small\bfseries</code>
Subsection	<code>\mtcSSfont</code>	<i>(like \mtcfont)</i>
Subsubsection	<code>\mtcSSSfont</code>	<i>(like \mtcfont)</i>
Paragraph	<code>\mtcPfont</code>	<i>(like \mtcfont)</i>
Subparagraph	<code>\mtcSPfont</code>	<i>(like \mtcfont)</i>
For the <code>\secttoc</code> entries:**		
Subsection	<code>\stcSSfont</code>	<code>\normalsize\bfseries</code>
Subsubsection	<code>\stcSSSfont</code>	<i>(like \stcfont)</i>
Paragraph	<code>\stcPfont</code>	<i>(like \stcfont)</i>
Subparagraph	<code>\stcSPfont</code>	<i>(like \stcfont)</i>

\*for document classes with `\chapter` level (e.g., book, report).  
\*\*for document classes with no `\chapter` level (e.g., article).

## 1.4.2 Titles for chapter-level mini-tables

<code>\mtifont</code>	Titles are typeset in the <code>\mtifont</code> ( <code>\large\bfseries</code> by default) font and the text strings
<code>\mtctitle</code>	of the titles are defined by <code>\mtctitle</code> , <code>\mlftitle</code> and <code>\mltttitle</code> , which are the strings
<code>\mlftitle</code>	“Contents”, “Figures” and “Tables” by default. These title commands should be redefined
<code>\mltttitle</code>	by <code>\renewcommand</code> or <code>\mtcsettitle</code> for languages other than english.
<code>\mtcsettitle</code>	
<code>\mtcselectlanguage</code>	The language definition files like <code>french.mld</code> and <code>english.mld</code> (the suffix <code>.mld</code> means “minitoc language definition (file)”) (and many others, see the list in table 1.7 on the next page and section 1.4.12 on page 41) are available. You can easily prepare a similar file for a preferred language (see section 2.26 on page 66). You can change the language of these titles by using the <code>\mtcselectlanguage{language}</code> macro.

Table 1.7: Available languages

1. afrikaan (afrikaans)	28. dutch	50. greek- polydemo <sup>c,e</sup>	81. magyar (hungarian)	108. russian-cca1 <sup>c,g,h</sup>
2. albanian	29. english <sup>†</sup> (american, australian, british, canadian, newzealand, UKenglish, USenglish)	51. greek- polykatha <sup>c,e</sup>	82. magyar2	109. russian-lh <sup>c,g,h</sup>
3. arab (arabic) <sup>c</sup>		52. guarani <sup>h</sup>	83. magyar3	110. russian- lhcyralt <sup>c,g,h</sup>
4. arab2 <sup>a,c</sup>		53. hangul1 <sup>c,d,g</sup>	84. malayalam-keli <sup>c</sup>	111. russian- lhcyrkoi <sup>c,g,h</sup>
5. arabi <sup>c,j</sup>		54. hangul2 <sup>c,d,g</sup>	85. malayalam- omega <sup>c,e,g,h</sup>	112. russian- lhcyrwin <sup>c,g,h</sup>
6. armenian <sup>c</sup>		55. hangul3 <sup>c,d,g</sup>	86. malayalam- rachana <sup>c</sup>	113. samin
7. bahasai (bahasa, indon, indonesian) <sup>c</sup>	30. english1	56. hangul4 <sup>c,d,g</sup>	87. malayalam- rachana2 <sup>c</sup>	114. scottish
8. bahasam (malay, meyalu) <sup>c</sup>	31. english2	57. hangul-u8 <sup>c,e,f,g,h</sup>	88. mongol <sup>c</sup>	115. serbian
9. bangla <sup>c</sup>	32. esperant (esperanto)	58. hanja1 <sup>c,d,g</sup>	89. ngermanb (ngerman, naustrian)	116. serbianc <sup>c</sup>
10. basque	33. estonian	59. hanja2 <sup>c,d,g</sup>	90. ngermanb2	117. slovak
11. bicig (uighur) <sup>c,i</sup>	34. ethiopia (ethiopian) <sup>c</sup>	60. hanja-u8 <sup>c,e,f,g,h</sup>	91. norsk	118. slovene
12. bicig2 (uighur2) <sup>c,i</sup>	35. ethiopian2 <sup>c,e,h</sup>	61. hebrew <sup>c,h</sup>	92. norsk2	119. spanish (castillan, castillian)
13. bicig3 (uighur3) <sup>c,i</sup>	36. farsi1 <sup>c,f,g</sup>	62. hebrew2 <sup>c,h</sup>	93. nynorsk	120. spanish2
14. bithe (manju) <sup>c</sup>	37. farsi2 <sup>c,f,g</sup>	63. hindi-modern <sup>c</sup>	94. nynorsk2	121. spanish3 <sup>e,f</sup>
15. brazil (brazilian)	38. farsi3 <sup>c,j</sup>	64. icelandic <sup>f</sup>	95. polish	122. spanish4
16. breton	39. finnish	65. interlingua	96. polish2 <sup>c,e</sup>	123. swedish
17. bulgarian <sup>c</sup>	40. finnish2	66. irish	97. polski <sup>c</sup>	124. swedish2
18. bulgarianb <sup>c</sup>	41. french (frenchb, frenchle, frenchpro, francais, acadien, canadien)	67. italian	98. portuguese (portuges)	125. thai <sup>c,d,f,g</sup>
19. buryat <sup>c</sup>		68. italian2	99. romanian	126. turkish
20. buryat2 <sup>c</sup>	42. french1	69. japanese <sup>c,d,g</sup>	100. romanian2	127. ukrainian (ukraineb) <sup>b,c</sup>
21. catalan	43. french2	70. japanese2 <sup>c,d,g</sup>	101. romanian3	128. uppersorbian (usorbian)
22. chinese1 <sup>c,g</sup>	44. galician	71. japanese3 <sup>c,d,g</sup>	102. russian <sup>b,c</sup>	129. vietnam (vietnamese) <sup>c,d</sup>
23. chinese2 <sup>c,g</sup>	45. german (austrian)	72. japanese4 <sup>c,d,g</sup>	103. russianb <sup>b,c</sup>	130. welsh
24. croatian	46. germanb	73. japanese5 <sup>c,d,g</sup>	104. russianc <sup>b,c</sup>	131. xalx (khalkha) <sup>c</sup>
25. czech	47. germanb2	74. japanese6 <sup>c,d,g</sup>	105. russian2m <sup>c,e</sup>	132. xalx2 <sup>c</sup>
26. danish	48. greek <sup>c</sup>	75. kannada <sup>c</sup>	106. russian2o <sup>c,e</sup>	133. xalx3 <sup>c</sup>
27. devanagari (hindi) <sup>c</sup>	49. greek-mono <sup>c,e</sup>	76. latin	107. russian-cca <sup>c,g,h</sup>	
		77. latin2		
		78. latvian (letton) <sup>e</sup>		
		79. lithuanian		
		80. lowersorbian (lsorbian)		

The languages in parentheses are aliases of a main language and their .mld files will load the .mld file of that main language.

<sup>†</sup> The presence of the english.mld file is mandatory.

<sup>a</sup> The arab(ic) and arab2 languages require the use of the ArabTeX package [154, 155].

<sup>b</sup> The russian language is not yet supported by the babel system [38, 39], but russianb [160] is supported if you use babel-3.6 or a higher version; russianc is an extra. Look also at other .mld files for russian.

<sup>c</sup> Some languages may require specific fonts.

<sup>d</sup> Requires the CJK package [167, 168].

<sup>e</sup> Requires Lambda (Λ), the version of L<sup>A</sup>T<sub>E</sub>X for Omega (Ω).

<sup>f</sup> Requires a 8-bits input encoding.

<sup>g</sup> Uses also a .mlo file.

<sup>h</sup> Requires a specific input encoding.

<sup>i</sup> The bicig language is also known as uighur.

<sup>j</sup> The arabi and farsi3 languages require the use of the Arabi package [135].

### 1.4.3 Part-level mini-tables

`\ptcfont` The partial table of contents is typeset in the `\ptcfont` font, which is defined as `\normalsize\rmfamily` by default. In fact, the font `\ptcfont` is selected at the beginning of a `parttoc`, `partlof` or `partlot`. More selective choices are made with the following fonts.

`\ptcCfont` Chapter entries are typeset in the `\ptcCfont` font, which is `\normalsize\bfseries` by default.

`\ptcSfont` Section entries are typeset in the `\ptcSfont` font, which is `\normalsize\rmfamily` by default. For subsections, subsubsections, paragraphs and subparagraphs, the commands `\ptcSSfont`, `\ptcSSSfont`, `\ptcPfont`, and `\ptcSPfont` are available (by default, `\normalsize\rmfamily`) if you want to use various fonts. Partial lists of figures and tables are typeset in the fonts `\plffont` and `\pltfont`, which are `\normalsize\rmfamily` by default. There are also `\plfSfont` and `\pltSfont` for sub-figures and sub-tables entries.

### 1.4.4 Titles for part-level mini-tables

`\ptifont` Titles are typeset in the `\ptifont` (`\LARGE\bfseries` by default) font and the text strings of the titles are defined by `\ptctitle`, `\plftitle` and `\plttitle`, which are the strings “Table of Contents”, “List of Figures” and “List of Tables” by default. These title commands should be redefined by `\renewcommand` or `\mtcsetttitle` for languages other than english. The language definition files like `french.mld` and `english.mld` (and many others; for a complete list, see table 1.7 on the preceding page) are available. Read also section 1.4.12 on page 41. You can easily prepare a similar file for a preferred language (see section 2.26 on page 66). You can change the language of these titles by using the `\mtcselectlanguage{language}` macro.

### 1.4.5 Section-level mini-tables

`\stcfont` The section-level table of contents is typeset in the `\stcfont` font, which is defined as `\normalsize\rmfamily` by default. In fact, the font `\stcfont` is selected at the beginning of a `secttoc`, `sectlof` or `sectlot`. More selective choices are made with the following fonts.

`\stcSSfont` Subsection entries are typeset in the `\stcSSfont` font, which is `\normalsize\bfseries` by default.

`\stcSSSfont` Subsubsection entries are typeset in the `\stcSSSfont` font, which is `\normalsize\rmfamily` by default. For paragraphs and subparagraphs, the commands `\stcPfont` and `\stcSPfont` are available (by default, `\normalsize\rmfamily`) if you want to use various fonts. Section-level lists of figures and tables are typeset in the fonts `\slffont` and `\sltfont`, which are defined as `\normalsize\rmfamily` by default. There are also `\slfSfont` and `\sltSfont` for sub-figures and sub-tables entries.

### 1.4.6 Titles for section-level mini-tables

`\stifont` Titles are typeset in the `\stifont` (`\normalsize\bfseries` by default) font and the text strings of the titles are defined by `\stctitle`, `\slftitle` and `\slttitle`, which are

`\stctitle`

`\slftitle`

`\slttitle`

`\mtcsetttitle`

`\mtcselectlanguage`

the strings “Contents”, “Figures” and “Tables” by default. These title commands should be redefined by `\renewcommand` or `\mtcsetttitle` for languages other than english. The language definition files like `french.mld` and `english.mld` (and also many others, as listed in table 1.7 on page 36 and explained in section 1.4.12 on page 41) are available. You can easily prepare a similar file for your preferred language (see section 2.26 on page 66). You can change the language of these titles by using the `\mtcselectlanguage{language}` macro.

## 1.4.7 Position of the titles

### 1.4.7.1 For mini-tables at the part level

<code>\doparttoc</code>	By default, titles are on the left. The preparation commands <code>\doparttoc</code> , <code>\dopartlof</code> and
<code>\dopartlof</code>	<code>\dopartlot</code> accept an optional argument to change the default position of the corresponding
<code>\dopartlot</code>	title: [l] for left (default), [c] for center, [r] for right, or [e] (or [n]) for empty (no title).
<code>\parttoc</code>	The change is global for all the document. If you want to change the position of the title for
<code>\partlof</code>	only one parttoc (or partlof or partlot), just use such an optional argument with the command
<code>\partlot</code>	<code>\parttoc</code> (or <code>\partlof</code> or <code>\partlot</code> ).

### 1.4.7.2 For mini-tables at the chapter level

<code>\dominitoc</code>	By default, titles are on the left. The preparation commands <code>\dominitoc</code> , <code>\dominilof</code> and
<code>\dominilof</code>	<code>\dominilot</code> accept an optional argument to change the default position of the corresponding
<code>\dominilot</code>	title: [l] for left (default), [c] for center, [r] for right, or [e] (or [n]) for “empty” (“no”
<code>\minitoc</code>	title). The change is global for all the document. If you want to change the position of the
<code>\minilof</code>	title for only one minitoc (or minilof or minilot), just use such an optional argument with the
<code>\minilot</code>	command <code>\minitoc</code> (or <code>\minilof</code> or <code>\minilot</code> ).

### 1.4.7.3 For mini-tables at the section level

<code>\dosecttoc</code>	By default, titles are on the left. The preparation commands <code>\dosecttoc</code> , <code>\dosectlof</code> and
<code>\dosectlof</code>	<code>\dosectlot</code> accept an optional argument to change the default position of the corresponding
<code>\dosectlot</code>	title: [l] for left (default), [c] for center, [r] for right, or [e] (or [n]) for empty (no title).
<code>\secttoc</code>	The change is global for all the document. If you want to change the position of the title for
<code>\sectlof</code>	only one secttoc (or sectlof or sectlot), just use such an optional argument with the command
<code>\sectlot</code>	<code>\secttoc</code> (or <code>\sectlof</code> or <code>\sectlot</code> ).

#### 1.4.7.4 Summary of the positioning of titles

`\doparttoc` To summarize: by default, all titles are on the left. However, each one of the following preparation commands:

`\dopartlof`

`\dopartlot`

`\dominitoc` `\doparttoc`, `\dopartlof`, `\dopartlot`,

`\dominilof` `\dominitoc`, `\dominilof`, `\dominilot`,

`\dominilot` `\dosecttoc`, `\dosectlof`, `\dosectlot`,

`\dosecttoc` `\mtcprepare`

`\dosectlof`

`\dosectlot` accepts an optional argument to change the positioning of the title: `[l]` for left (default), `[c]` for center, `[r]` for right, `[e]` or `[n]` for empty (no title), for all the corresponding mini-tables (for all mini-tables in the case of `\mtcprepare`).

`\mtcprepare`

`\parttoc` The following insertion commands:

`\partlof`

`\partlot` `\parttoc`, `\partlof`, `\partlot`,

`\minitoc` `\minitoc`, `\minilof`, `\minilot`,

`\minilof` `\secttoc`, `\sectlof`, `\sectlot`

`\minilot`

`\secttoc` accept the same optional arguments, but these options change the positioning only for the title of the current mini-table.

`\sectlof`

`\sectlot`

#### 1.4.8 Line spacing in the mini-tables

`\iftightmtc` With the commands `\tightmtctrue` (or the `tight` package option) and `\tightmtcfalse` (or the `loose` package option, which is the default), the mini-tables will have less (tight) or more (loose) space between contents lines.

`\tightmtctrue`

`\tightmtcfalse`

But with the KOMA-Script classes [194, 147] (`scrartcl`, `scrbook` and `scrreprt`), it may sometimes be necessary to use the following options or commands, because we need to set `\parskip` to zero in place of `\parsep` to tighten the mini-table. The efficiency of the following options depends of the options given to these KOMA-Script classes (`parindent` option, `parskip` option and variants).

`\ifktightmtc` For the KOMA-Script classes, with the commands `\ktightmtctrue` (or the `k-tight` package option) and `\ktightmtcfalse` (or the `k-loose` package option, which is the default), the mini-tables will have less (tight) or more (loose) space between contents lines.

`\ktightmtctrue`

`\ktightmtcfalse`

#### 1.4.9 Simplified commands for fonts

`\mtcsetfont` To simplify the redefinition of the fonts for mini-tables, there are two useful commands:

`\mtcsetttitlefont`

```
\mtcsetfont{mini-table}{sectionning-level}{commands}
\mtcsettitlefont{mini-table}{commands}
```

By example,

```
\mtcsetfont{minitoc}{subsection}%
    {\small\rmfamily\upshape\bfseries}

\mtcsetfont{minilof}{subfigure}%
    {\small\rmfamily\upshape\bfseries}
```

will redefine `\mtcSSfont` and `\mlfSfont` with the given font commands.

Note that `\mtcsetfont{parttoc}{*}{...}` allows also to redefine `\ptcfont`, etc.

Moreover,

```
\mtcsettitlefont{parttoc}{\Large\rmfamily\itshape\mdseries}
```

will redefine `\ptifont` (for titles in the parttocs, partlofs and partlofs) with the given font commands.

### 1.4.10 Simplified command for mini-table titles

`\mtcsettitle` To simplify the redefinition of the titles for mini-tables, the `\mtcsettitle` command is also available:

```
\mtcsettitle{mini-table}{title string}
```

By example,

```
\mtcsettitle{minitoc}{Description of contents}
```

will redefine `\mtctitle` with the given string. This command checks that you redefine a title for a mini-table type available in your document class.



### 1.4.11 Simplified command for mini-table depths

`\mtcsetdepth` To simplify the redefinition of the depths for mini-tables, the `\mtcsetdepth` command is also available:

```
\mtcsetdepth{mini-table}{depth}
```

By example,

```
\mtcsetdepth{minitoc}{4}
```

will set the counter `minitocdepth` with the given value. This command checks that you set a depth for a mini-table type available in your document class (and that it is possible to change its depth).

### 1.4.12 Languages for the titles

Most of the strings defined in the language definition files (`.mld`) were taken from the superb `babel` package [38, 39] of Johannes BRAAMS, some were adapted, others were made available by gentle users or taken from specific packages, like `ArabTeX` [154, 155], `Arabi` [135], `ArmTeX` (armenian) [101], `BangTeX` (bangla) [201], `Devanāgarī` for `TeX` [203], `ethiop` [29], `guarani` [32], `Malayalam` [3, 4], `MonTeX` (mongol) [97, 100], `CJK` (chinese, corean-hangûl/hanja, japanese, thai) [167, 168], `PLaTeX` [198, 247] (polish), `SLaTeX` [181] (swedish), `FarsiTeX` [109] (farsi or iranian), or `vietnam.sty` — latvian (letton), `greek-mono`, `greek-polydemo`, `greek-polykatha`, `polish2`, `russian2m`, `russian2o` and `spanish3` need `Lambda` ( $\Lambda$ ), i.e., the `Omega` ( $\Omega$ ) version of `LATeX`, (see [150]), or even found by searching on the Web (`bulgarianb.mld` for upper cyrillic bulgarian, `japanese.mld` for japanese, `serbianc.mld` for cyrillic serbian). Other languages are welcome. See table 1.7 on page 36.



But for some oriental languages<sup>11</sup>, the sources of the titles use some exotic encodings which are difficult to manipulate in a `.dtx` file, hence the `.mld` file is then just a wrapper which loads a special file, nicknamed a `.mlo` file<sup>12</sup>, not generated by the `.dtx` file in the current version of `minitoc` package, but via `filecontents` environments in the `minitoc.ins` file, and playing with the “catcode” of the “delete” character.

### 1.4.13 Altering the layout of the mini-tables

The layout of a mini-table is described in the figure 1.2 on the next page (this figure is adapted from [250]), which defines some internal commands (these are not *dimensions*, but `LATeX` commands, created by `\newcommand`, modifiable via `\renewcommand`).

<sup>11</sup>Mainly for chinese, farsi, hangûl (korean), hanja (korean), japanese, malayalam-omega, thai and some variants of russian.

<sup>12</sup>The extension `.mlo` means *minitoc language object*.




Figure 1.2: Layout of a ToC (LoF, LoT) entry

- `\@dotsep`, which is the separation between the dots in the dotted line. It is a pure number expressing *math units*; 18 math units make 1em (one quad), which is about the width of a “m” in the current font. As the real size of 1em is font dependent, the separation between the dots may vary if you use different fonts for different types of entries in the mini-tables.
- `\@pnumwidth`, is the width of the space reserved for the page number. It is a  $\text{\LaTeX}$  command containing the representation of a length (e.g., 1.55em).
- `\@tocrmarg`, is the distance (margin) between the right border of the table and the end of the dotted line. It should be larger than `\@pnumwidth`, and can be a rubber length (i.e., contain some glue, like 2.55em plus 1fil); if you specify the “... plus 1fil” portion, the text of the entry will be ragged on right; it is useful if you have long entries, and it can avoid most hyphenations.

`\mtcsetformat` As these commands are internal (their names contain the “@” character) and must have a local effect only on specific mini-tables, you should alter them indirectly via the `\mtcsetformat` command:

```
\mtcsetformat{mini-table}{parameter}{value}
```

where *mini-table* is one of the `parttoc`, `partlof`, `partlot`, `minitoc`, `minilof`, `minilot`, `secttoc`, `sectlof` or `sectlot` keywords; *parameter* is one of the `dotinterval` (for `\@dotsep`), `pagenumwidth` (for `\@pnumwidth`), or `tocrightmargin` (for `\@tocrmarg`) keywords; so:

```
\mtcsetformat{partlof}{tocrightmargin}{2.55em plus 1fil}
```

will set the right margin to 2.55em plus 1fil in the lists of tables at the part level. The elasticity (plus 1fil) is useful if the table captions are long.

Table 1.8: Horizontal rules

				defaults for		
	rules in		no rules in	book	report	article
<code>\ptcrule</code>	parttocs	<code>\noptcrule</code>	parttocs	<b>N</b>	<b>N</b>	<b>Y</b>
<code>\plfrule</code>	partlofs	<code>\noplfrule</code>	partlofs	<b>N</b>	<b>N</b>	<b>Y</b>
<code>\pltrule</code>	partlots	<code>\nopltrule</code>	partlots	<b>N</b>	<b>N</b>	<b>Y</b>
<code>\mtcrule</code>	minitocs	<code>\nomtcrule</code>	minitocs	<b>Y</b>	<b>Y</b>	<b>(NA)</b>
<code>\mlfrule</code>	minilofs	<code>\nomlfrule</code>	minilofs	<b>Y</b>	<b>Y</b>	<b>(NA)</b>
<code>\mltrule</code>	minilots	<code>\nomltrule</code>	minilots	<b>Y</b>	<b>Y</b>	<b>(NA)</b>
<code>\stcrule</code>	secttocs	<code>\nostcrule</code>	secttocs	<b>(NA)</b>	<b>(NA)</b>	<b>Y</b>
<code>\slfrule</code>	sectlofs	<code>\noslfrule</code>	sectlofs	<b>(NA)</b>	<b>(NA)</b>	<b>Y</b>
<code>\sltrule</code>	sectlots	<code>\nosltrule</code>	sectlots	<b>(NA)</b>	<b>(NA)</b>	<b>Y</b>

(NA) = not available.

Table 1.9: Page numbers

Type	Page numbers (Default)	No page numbers
parttoc	<code>\ptcpagenumbers</code>	<code>\noptcpagenumbers</code>
minitoc	<code>\mtcpagenumbers</code>	<code>\nomtcpagenumbers</code>
secttoc	<code>\stcpagenumbers</code>	<code>\nostcpagenumbers</code>
partlof	<code>\plfpagenumbers</code>	<code>\noplfpagenumbers</code>
minilof	<code>\mlfpagenumbers</code>	<code>\nomlfpagenumbers</code>
sectlof	<code>\slfpagenumbers</code>	<code>\noslfpagenumbers</code>
partlot	<code>\pltpagenumbers</code>	<code>\nopltpagenumbers</code>
minilot	<code>\mltpagenumbers</code>	<code>\nomltpagenumbers</code>
sectlot	<code>\sltpagenumbers</code>	<code>\nosltpagenumbers</code>

Note that the `tocrightmargin` (for `\@tocrmarg`) parameter should obviously be greater than the `pagenumwidth` parameter (this appears in the figure 1.2 on the preceding page).

If the `dotinterval` parameter (for `\@dotsep`) is large enough (try 450, then increase or decrease), the dots of leaders will be so much spread out that they will disappear.

## 1.5 Special Features

### 1.5.1 Horizontal Rules

`\mtcsetrules` By default, most of mini-tables have horizontal rules after their titles and at their ends. The exception is the “parttoc” in a book- or report-like document (i.e., when `\chapter` is defined). To activate or deactivate these rules, the commands of the table 1.8 are available. But you can also use the following command, which is simpler:

```
\mtcsetrules{mini-table|*}{on|off}
```

where *mini-table* is one of the `parttoc`, `partlof`, `partlot`, `minitoc`, `minilof`, `minilot`, `secttoc`, `sectlof`, or `sectlot` keywords; if the first argument is a star (\*), all mini-tables are affected; the keywords `on` and `off` have the following synonyms<sup>13</sup>:

- `on`, `ON`, `yes`, `YES`, `y`, `Y`, `true`, `TRUE`, `t`, `T`, `vrai`, `VRAI`, `v`, `V`, `oui`, `OUI`, `o`, `O`, `+`, and `1`;
- `off`, `OFF`, `no`, `NO`, `n`, `N`, `false`, `FALSE`, `faux`, `FAUX`, `f`, `F`, `non`, `NON`, `-`, and `0`.

## 1.5.2 Page Numbers, Leaders

`\mtcsetpagenumbers` By default, the page numbers are listed in each `minitoc`, `minilof`, etc. Some authors want only the section titles (with the section numbers), but without page numbers. Hence the obvious declarations of table 1.9 on the preceding page are available. But you can also use the following command:

```
\mtcsetpagenumbers{mini-table|*}{on|off}
```

where *mini-table* is one of the `parttoc`, `partlof`, `partlot`, `minitoc`, `minilof`, `minilot`, `secttoc`, `sectlof`, or `sectlot` keywords; the keywords `on` and `off` have the following synonyms<sup>13</sup>:

- `on`, `ON`, `yes`, `YES`, `y`, `Y`, `true`, `TRUE`, `t`, `T`, `vrai`, `VRAI`, `v`, `V`, `oui`, `OUI`, `o`, `O`, `+`, and `1`;
- `off`, `OFF`, `no`, `NO`, `n`, `N`, `false`, `FALSE`, `faux`, `FAUX`, `f`, `F`, `non`, `NON`, `-`, and `0`.

If the first argument is a star (\*), all mini-tables are affected.

In the mini-tables, they are leaders of dots between the section titles and the page numbers. The `undotted` package option removes these dots. The `dotted` package option is the default. See also section 1.4.13 on page 41.

## 1.5.3 Features for parttocs and other mini-tables

By default, a `parttoc` (or a `partlof` or a `partlot`), in a `book-` or `report-`class document, is preceded and followed by a `\cleardoublepage` (which acts like `\clearpage` in a one-side document), and has a page style of `empty`. Since version #32, you can modify this behaviour by redefining the commands of table 1.10 on the following page, whose meaning is obvious. A feature defined as `\empty` does nothing.

<sup>13</sup> `0` and `o` are the letter O, `0` is the zero digit.

Table 1.10: Features for mini-tables

Type	Command	Default
parttoc	<code>\beforeparttoc</code>	<code>\cleardoublepage</code>
parttoc	<code>\afterparttoc</code>	<code>\cleardoublepage</code>
parttoc	<code>\thispageparttocstyle</code>	<code>\thispagestyle{empty}</code>
partlof	<code>\beforepartlof</code>	<code>\cleardoublepage</code>
partlof	<code>\afterpartlof</code>	<code>\cleardoublepage</code>
partlof	<code>\thispagepartlofstyle</code>	<code>\thispagestyle{empty}</code>
partlot	<code>\beforepartlot</code>	<code>\cleardoublepage</code>
partlot	<code>\afterpartlot</code>	<code>\cleardoublepage</code>
partlot	<code>\thispagepartlotstyle</code>	<code>\thispagestyle{empty}</code>
minitoc	<code>\beforeminitoc</code>	<code>\empty</code>
minitoc	<code>\afterminitoc</code>	<code>\empty</code>
minitoc	<code>\thispageminitocstyle</code>	<code>\empty</code>
minilof	<code>\beforeminilof</code>	<code>\empty</code>
minilof	<code>\afterminilof</code>	<code>\empty</code>
minilof	<code>\thispageminilofstyle</code>	<code>\empty</code>
minilot	<code>\beforeminilot</code>	<code>\empty</code>
minilot	<code>\afterminilot</code>	<code>\empty</code>
minilot	<code>\thispageminilotstyle</code>	<code>\empty</code>
secttoc	<code>\beforesecttoc</code>	<code>\empty</code>
secttoc	<code>\aftersecttoc</code>	<code>\empty</code>
secttoc	<code>\thispagesecttocstyle</code>	<code>\empty</code>
sectlof	<code>\beforesectlof</code>	<code>\empty</code>
sectlof	<code>\aftersectlof</code>	<code>\empty</code>
sectlof	<code>\thispagesectlofstyle</code>	<code>\empty</code>
sectlot	<code>\beforesectlot</code>	<code>\empty</code>
sectlot	<code>\aftersectlot</code>	<code>\empty</code>
sectlot	<code>\thispagesectlotstyle</code>	<code>\empty</code>
<code>\mtcsetfeature{mini-table}{before after pagestyle}{command}</code> Modifies the features for a mini-table.		

`\mtcsetfeature` The command:

`\mtcsetfeature{mini-table}{keyword}{commands}`

allows you to redefine any of these commands. *mini-table* is one of the mini-table names: parttoc... sectlot. *keyword* is one of the followings: before, after or pagestyle.

*commands* is either a sequence of commands like `\clearpage`, `\cleardoublepage`, `\thispagestyle{...}`, etc., either `\empty` (does nothing).

### 1.5.3.1 Remark about page styles<sup>14</sup>



The default commands for part-level mini-tables page styles are defined as being simply a standard `\thispagestyle{empty}`, because in document classes defining the `\chapter` command, the part-level mini-tables are on their own pages. If the document is printed recto-verso, the first page is recto. Usually, these pages are not numbered and have no header and no footer. This behaviour comes from the default definitions of the commands of table 1.10 on the page before. If you want an other behaviour, you can change these definitions. Note that, by default, only the *first* page of these mini-tables are in the `empty` page style. You can set the style of this first page by using `\thispagestyle` and set the style of the following pages by using `\pagestyle`, but you must not forget to reset the normal style after the mini-table. Look at this short example<sup>15</sup>:

```
\mtcsetfeature{parttoc}{before}%
  {\cleardoublepage}
\mtcsetfeature{parttoc}{thispagestyle}%
  {\thispagestyle{empty}\pagestyle{myheadings}}
\mtcsetfeature{parttoc}{after}%
  {\cleardoublepage\pagestyle{headings}}
```

where we add a `\cleardoublepage` before each `parttoc`, then we set the `empty` page style for the first page of the `parttocs`, the `myheadings` page style for the following pages of the `parttocs`, and set `headings` page style for the pages after the mini-table, after a `\cleardoublepage`.

## 1.5.4 The “Chapter 0” Problem (solved)

Some documents do not begin with chapter number one, but with chapter number zero (or even a weirder number).

### 1.5.4.1 Before version #23 (1994/11/08)

`\firstpartis`  
`\firstchapteris`  
`\firstsectionis`

To make the `minitoc` package work with such documents, you must insert the command:

```
\firstchapteris{\<N>}
```

<sup>14</sup>This remark is taken and adapted from a draft of the second edition of the JMPL [19], by Benjamin BAYART, where he comments the `minitoc` package.

<sup>15</sup>This example shows that the third argument can be a *sequence* of commands: we set the style of the current page and the style of the following pages.

before the `\dominitoc` and analogous commands.  $\langle N \rangle$  is the number of the first chapter. This command *does not* modify the numbering of chapters, you must use a

```
\addtocounter{chapter}{-1}
```

command to get a first chapter numbered 0. The `\firstpartis` and `\firstsectionis` commands are similar for parts and sections with a non standard numbering.

#### 1.5.4.2 Since version #23 (1994/11/08)



These commands are now obsolete, as this problem has been solved (via the “absolute” numbering of the mini-table auxiliary files). Thus now they just produce harmless warnings.

### 1.5.5 Special Entries for TOC, LOF, LOT, Bibliography and Index



If you want to add entries in the Table of Contents for objects like the Table of Contents itself, the List of Figures, the List of Tables, the Bibliography or the Index, you should use the `tocbibind` package [253] by Peter R. WILSON (this package is available from the CTAN archives).

`\dominitoc` But these entries are considered as chapters (or sections in an article class document) when the `.toc` file is scanned to prepare the `minitocs` (the `\dominitoc` phase).

Note that the same problems appear if you use one of the `scrbook`, `scrreprt` or `scrartcl.cls` KOMA-Script classes [194, 147] with some options (`liststotoc`, `liststotocnumbered`, `bibtotoc`, `bibtotocnumbered`, and `idxTOTOC`). The solutions are the same.

`\mtcaddchapter` So you must add an `\mtcaddchapter` command, *without argument*, after each of the involved commands `\tableofcontents`, `\listoffigures`, and `\listoftables`.

`\listoffigures`  
`\listoftables`

`\adjustmtc` For the bibliography, you should add a `\adjustmtc` command after the `\bibliography` command.

`\bibliography`

`\printindex` For the glossary, it is a bit more complicated, you should add the following commands just after the `\printglossary` command:

`\addcontentsline`  
`\mtcaddchapter`  
`\mtcfixglossary`

```
\addcontentsline{lof}{xchapter}{}
\addcontentsline{lot}{xchapter}{}
\mtcaddchapter
```

But this can be done by:

```
\mtcfixglossary[chapter|section|part]
```

where the optional argument is the level for the glossary entry in the TOC. By default, if `\chapter` is defined, the `chapter` level is used, else the `section` level. If neither `\chapter` or `\section` are defined, the `part` level will be used if `\part` is defined; else an error is reported. It is *recommended* that you check the result and, if necessary, you adjust the optional argument.



<pre>\printindex \addcontentsline \mtcaddchapter \mtcfixindex</pre>	<p>For the index, it is like for the glossary, you should add the following commands just after the <code>\printindex</code> command:</p> <pre>\addcontentsline{lof}{xchapter}{} \addcontentsline{lot}{xchapter}{} \mtcaddchapter</pre>
---	---

But this can be done by:

```
\mtcfixindex[chapter|section|part]
```

where the optional argument is the level for the index entry in the TOC. By default, if `\chapter` is defined, the `chapter` level is used, else the `section` level. If neither `\chapter` or `\section` are defined, the `part` level will be used if `\part` is defined; else an error is reported. It is *recommended* that you check the result and, if necessary, you adjust the optional argument.



Of course, in documents where the TOC, LOF, LOT, bibliography and/or glossary (or index) are processed as starred sections, you must modify these additions to use section level commands.



And proceed *with extreme care*, tracking in the `document.log` file the insertion of `.mtc(N)` files (and siblings). They are some examples in the `mtc-add.tex` (see section 4.3 on page 89) and `mtc-ads.tex` (see section 4.4 on page 94) files distributed with `minitoc`. The `mtc-ads.tex` example shows how much that problem is difficult.

## 1.6 The notoccite option

`\cite` This option loads the `notoccite` package [11] (by Donald ARSENEAU). It avoids problems with `\cite` commands in sectioning commands or captions: if you then run `BBTEX` using the `unsorted` style, or a similar style, these citations get numbered starting from the page in the table of contents where is the parasite citation, not the number they should have in the main text. The `notoccite` package prevents this. As `minitoc` prints TOCs, it is subject to the same problem. See also <http://www.tex.ac.uk/cgi-bin/texfaq2html?label=bibtocorder>.



## 1.7 The listfiles and nolistfiles options

The `listfiles` package option creates a list of the minitoc auxiliary files into the file `<document>.maf`. This feature can help you to remove these auxiliary files which are no more necessary after the  $\LaTeX$  run. Under Unix or Linux, you can use something like:

```
cat document.maf | xargs -i -t \rm {}
```

The `listfiles` package option is now (since version #48) the default (list created).

## 1.8 The hints option

This package option detects some actions and the loading of some packages and classes known as interacting with `minitoc`, and also some frequent misuses and errors. This list of interacting packages and classes is, of course, not closed. If a known package is loaded, this option writes some hints in the `document.log` file and emits a warning. The hints written in the `document.log` file may suggest you to consult the present document or the `minitoc.bug` file.



*Your advice about this option will be welcome.* This option is activated by default, but you can inhibit it via the `nohints` option. The following problems and potential problems are currently detected:

- `\part` • Alteration of some of the following commands<sup>16</sup>: `\part`, `\@part`, `\@spart`, `\chapter`, `\@chapter`, `\@schapter`, `\section`, `\@sect`, and `\@ssect`. Note that the `hyperref` (see section 2.17 on page 59) package alters these commands at `\begin{document}`, hence this problem might be reported if you use this package, but these alterations seem harmless. Note that the `hyperref` must be loaded *before* `minitoc`.
  - `\@chapter` • Presence of the following packages or classes, which need some precautions: `amsbook` (class), `memoir` (class), `appendix`, `placeins` (beware to its options and its release date (2005/04/18 at least)), `scrbook` (class), `scrreprt` (class), `scrartcl` (class), `tocbibind`, and `tocloft`.
  - `\@ssect` • Presence of the following packages or classes, which, unfortunately, are incompatible with the `minitoc` package: `amsart` (class), `amsproc` (class), `alphanum`, `jura` (class), `titlesec`, and `titletoc`<sup>17</sup>.
- `\parttoc` • Usage of `\parttoc` without calling `\doparttoc`, ... , usage of `\sectlot` without calling `\dosectlot`; or the reverse.
- `\sectlot`
- `\dosectlot`

<sup>16</sup>The commands containing the “@” character in their names are internal commands of  $\LaTeX$ , of a package or of a class; they are sometimes altered by another packages; reconsider then the loading order of the packages.

<sup>17</sup>The `titlesec` package redefines the sectioning commands in a way completely alien to the standard  $\LaTeX$  way; hence `minitoc` and `titlesec-titletoc` are fundamentally incompatible, and it is very sad.

	Usage of <code>\parttoc</code> without calling <code>\[fake]tableofcontents</code> , ... , of <code>\sectlot</code> without calling <code>\[fake]listoftables</code> .
<code>\tableofcontents</code> <code>\listoftables</code>	Usage of <code>\sectlof</code> and/or <code>\sectlot</code> without using the <code>insection</code> package option of <code>minitoc</code> (or the <code>placeins</code> package without its <code>section</code> option).
<code>\sectlof</code> <code>\sectlot</code>	• If you are using short extensions (because of your operating system or the <code>shorttext</code> package option, see section 1.9 on the next page) and go beyond the limit of 99 parts, chapters or sections, the <code>hints</code> package option displays a warning.
<code>abstract</code> <code>\mtcaddchapter</code> <code>\mtcaddsection</code>	• If the <code>abstract</code> package [251] (by Peter R. WILSON), is used with its <code>addtotoc</code> option, a “Abstract” entry is added to the table of contents, as a starred chapter if the document class defines <code>\chapter</code> , else as a starred section. This is detected and you should add a <code>\mtcaddchapter[]</code> or a <code>\mtcaddsection[]</code> command after your <code>abstract</code> environment.
	• If the <code>sectsty</code> package [182] (by Rowland McDONNELL) is used, it must be loaded <i>before</i> the <code>minitoc</code> package.
	• If the <code>varsects</code> package [228] (by Daniel TAUPIN <sup>†</sup> ) is used, it must be loaded <i>before</i> the <code>minitoc</code> package.
	• If the <code>fncychap</code> package [170] (by Ulf A. LINDGREN) is used, it must be loaded <i>before</i> the <code>minitoc</code> package.
	• If the <code>hangcaption</code> package [138] (by David M. JONES) is used, it must be loaded <i>before</i> the <code>minitoc</code> package.
	• If the <code>quotchap</code> package [232] (by Karsten TINNEFELD) is used, it must be loaded <i>before</i> the <code>minitoc</code> package.
	• If the <code>romannum</code> package [259] (by Peter R. WILSON) is used, it must be loaded <i>before</i> the <code>minitoc</code> package.
	• If the <code>sfheaders</code> package [172] (by Maurizio LORETI) is used, it must be loaded <i>before</i> the <code>minitoc</code> package.
	• If the <code>alnumsec</code> package [152] (by Frank KÜSTER) is used, it must be loaded <i>before</i> the <code>minitoc</code> package.
	• If the <code>captcont</code> package [95] (by Steven Douglas COCHRAN) is used, it must be loaded <i>before</i> the <code>minitoc</code> package.
	• If one of the <code>caption</code> [223], <code>caption2</code> <sup>18</sup> [222], (both written by Axel SOMMERFELDT), <code>ccaption</code> [255] (written by Peter R. WILSON), or <code>mcaption</code> [131] (written by Stephan HENNIG), packages is used, it must be loaded <i>before</i> the <code>minitoc</code> package.
	• If you try to insert empty mini-tables, the <code>hints</code> option gives a global warning (except if you used also the <code>nocheckfiles</code> option, see section 1.3.3 on page 28).
<code>\firstpartis</code> <code>\firstchapteris</code> <code>\firstsectionis</code>	• If you use one of the obsolete commands ( <code>\firstpartis</code> , <code>\firstchapteris</code> , or <code>\firstsectionis</code> ), a warning is issued for each use, of course, but also a global hint as reminder.

<sup>18</sup>This package is obsolete; now use the `caption` package.

Table 1.11: Extensions of the auxiliary files

<b>mini-table</b>	<b>long extensions</b> (UNIX, etc.)	<b>short extensions</b> (MS-DOS, etc.)
parttoc	.ptc $\langle N \rangle$	.P $\langle N \rangle$
partlof	.plf $\langle N \rangle$	.G $\langle N \rangle$
partlot	.plt $\langle N \rangle$	.U $\langle N \rangle$
minitoc	.mtc $\langle N \rangle$	.M $\langle N \rangle$
minilof	.mlf $\langle N \rangle$	.F $\langle N \rangle$
minilot	.mlt $\langle N \rangle$	.T $\langle N \rangle$
secttoc	.stc $\langle N \rangle$	.S $\langle N \rangle$
sectlof	.slf $\langle N \rangle$	.H $\langle N \rangle$
sectlot	.slt $\langle N \rangle$	.V $\langle N \rangle$

- If you invoke a same preparation command more than once, an informative hint is issued for each spurious invocation.

## 1.9 Usage with MS-DOS



Under MS-DOS (and other PC oriented old operating systems), the filename extensions are limited to 3 characters. The minitoc package determines dynamically the type of extensions available and will use it. All other modifications will be done automatically. The .mtc $\langle N \rangle$  extensions will become .M $\langle N \rangle$ , where  $\langle N \rangle$  is the absolute chapter number. The extensions .mlf $\langle N \rangle$  and .mlt $\langle N \rangle$  become .F $\langle N \rangle$  and .T $\langle N \rangle$ . The .ptc $\langle N \rangle$  extensions become .P $\langle N \rangle$ , where  $\langle N \rangle$  is the absolute part number. The extensions .plf $\langle N \rangle$  and .plt $\langle N \rangle$  become .G $\langle N \rangle$  and .U $\langle N \rangle$ . The .stc $\langle N \rangle$  extensions become .S $\langle N \rangle$ , where  $\langle N \rangle$  is the absolute section number. The extensions .slf $\langle N \rangle$  and .slt $\langle N \rangle$  become .H $\langle N \rangle$  and .V $\langle N \rangle$ . All these extensions are listed in table 1.11. Of course, this implies a limit of 99 chapters in a document, but do you really need so many chapters (or sections in an article)? The limit of 99 parts does not seem too serious for most documents, but for sections, it could be tragical. The hints option (section 1.8 on page 49) will report such situations. See also section 2.5 on page 56.

## 1.10 Why several L<sup>A</sup>T<sub>E</sub>X runs are required?

The mini-tables, at part, chapter and section levels, are using some space on the first pages on each chapter, part or section, thus the page numbers are altered. After the first L<sup>A</sup>T<sub>E</sub>X run, the mini-tables and lists, partial tables and lists and section-level tables and lists will be empty (in fact skipped since version #35); after the second run, they appear (if not empty), but because they modify the page numbering, page numbers are wrong; after the third L<sup>A</sup>T<sub>E</sub>X run, the mini, part- and section-level tables and lists should be correct (see figure 2.1 on page 55).

## 1.11 The `mtcoff` package

If a document has been prepared with the `minitoc` package, it contains many `minitoc` specific commands, most of them being `\dominitoc`, `\faketableofcontents`, and `\minitoc` commands (and their equivalents for lists of figures and tables). If you want to typeset this document without any mini-table, you have just to replace the `minitoc` package by the `mtcoff` package (without option), and all these commands will be ignored, eventually writing warning messages in the `document.log` file. At least two  $\LaTeX$  runs will be necessary to get a correct page numbering and cross references. It also sanitizes the `.aux`, `.toc`, `.lof`, and `.lot` files from `minitoc` specific commands which are now spurious.

## Chapter 2

# Frequently Asked Questions

### Contents

2.0	Introduction . . . . .	54
2.1	Avoiding a page break near the rules before and after a mini-table . . . . .	54
2.2	Implementing others layouts for a mini-table . . . . .	55
2.3	Two consecutive backslashes in a contents line make an error . . . . .	55
2.4	Reordering chapters makes havoc . . . . .	55
2.5	Extensions for the names of auxiliary files . . . . .	56
2.6	Playing with the chapter number . . . . .	56
2.7	Supported document classes . . . . .	56
2.8	Compatibility with L <sup>A</sup> T <sub>E</sub> X versions . . . . .	56
2.9	Other mini-tables . . . . .	57
2.10	Why so many auxiliary files? . . . . .	57
2.11	Mini-tables at levels other than chapter . . . . .	58
2.12	Incompatibility with L <sup>A</sup> T <sub>E</sub> X2.09 . . . . .	58
2.13	Documents resetting the chapter number at each part . . . . .	59
2.14	The mini-tables have too much spaced lines . . . . .	59
2.15	The secttocs are wrong . . . . .	59
2.16	Removing the lines of dots . . . . .	59
2.17	Using the hyperref package with minitoc . . . . .	59
2.18	Problem while upgrading minitoc . . . . .	60
2.19	A local table of contents for the set of appendices . . . . .	60
2.20	Use with the appendix package . . . . .	60
2.21	Use with the tocloft package . . . . .	61
2.22	Use with the memoir class . . . . .	62
2.23	There are too many commands for fonts, titles, and depths . . . . .	63
2.24	Compatibility with the $\mathcal{A}\mathcal{M}\mathcal{S}$ document classes . . . . .	63
2.25	Hiding some entries from the main table of contents . . . . .	63
2.26	Defining your own .mld file . . . . .	66
2.27	Use with the abstract package . . . . .	67
2.28	Use with the sectsty package . . . . .	67
2.29	Strange alignment in the minitocs . . . . .	67
2.30	Useful precautions with starred sectionning commands . . . . .	68
2.31	Use with packages for captions . . . . .	69
2.32	Bad interaction minitoc/hyperref/memoir . . . . .	69

2.33	Use with the <code>varsects</code> package . . . . .	69
2.34	Initial font settings . . . . .	69
2.35	Use with the KOMA-Script classes . . . . .	71
2.36	Use with the <code>jura</code> class or the <code>alphanum</code> package . . . . .	71
2.37	The <code>.mld</code> files and the <code>babel</code> package . . . . .	71
2.38	Use with the <code>fncychap</code> package . . . . .	72
2.39	Use with the <code>quotchap</code> package . . . . .	72
2.40	Use with the <code>romannum</code> package . . . . .	72
2.41	Use with the <code>sfheaders</code> package . . . . .	72
2.42	Use with the <code>alnumsec</code> package . . . . .	72
2.43	Use with the <code>captcont</code> package . . . . .	73
2.44	Vertical space (gap) before or after <code>parttocs</code> , <code>partlofs</code> , and <code>partlots</code> titles . . . . .	73
2.45	Vertical spacing before the bottom rule of a <code>minitable</code> . . . . .	74
2.46	Another interaction between the <code>tocloft</code> and <code>minitoc</code> packages . . . . .	74
2.47	Use with the <code>hangcaption</code> package . . . . .	76

---

## Figures

2.1	Three compilations for <code>minitoc</code> . . . . .	55
-----	---	----

---

## Tables

2.1	Kernings before <code>minitable</code> bottom rules . . . . .	74
-----	---	----

---

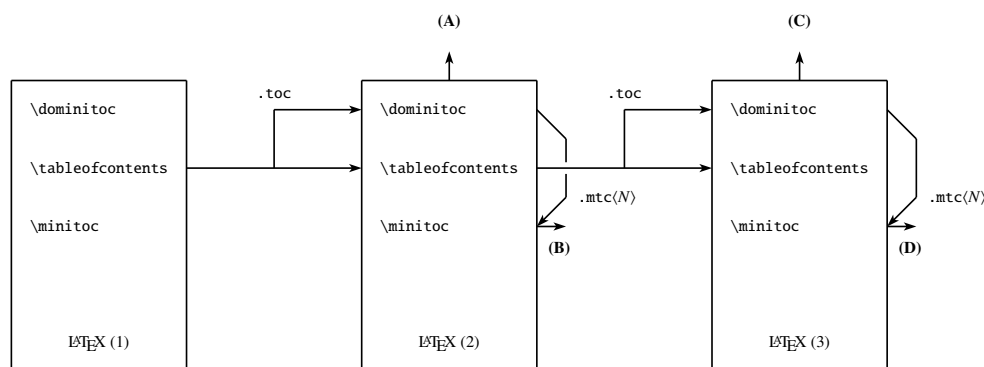
## 2.0 Introduction

Here is a list of problems and frequently asked questions about `minitoc.sty`. If the version has a number less than 50, please upgrade to version #50. This list is also given in the `minitoc.bug` file, in pure text form. The numbering of this list is done by date of the first occurrence of the question.

If a problem arises, it is often wise to: a) use the `hints` option (see section 1.8 on page 49), which is activated by default, and b) read the `document.log` file, which may contain pertinent messages. If you do not find a solution, ask a question on an adequate news group, like `fr.comp.text.tex` (in french) or `comp.text.tex` (in english) preferably, groups which I try to follow, or send me a mail in last ressort (please join a minimal but complete example reproducing the problem).

### 2.1 Avoiding a page break near the rules before and after a mini-table

`\enlargethispage` This problem seemed solved since version #8, but version #12 added better fixes. You may have to make some final tuning with `\enlargethispage`. See the L<sup>A</sup>T<sub>E</sub>X manual [156]. The `needspace` package [249] may also be useful.



(A) `\tableofcontents` produces a table of contents, which is likely inaccurate.

(B) `\minitoc` produces minitocs, which are likely inaccurate.

(C) `\tableofcontents` produces a table of contents, which is accurate.

(D) `\minitoc` produces minitocs, which are accurate.

Figure 2.1: Three compilations for minitoc

## 2.2 Implementing others layouts for a mini-table

Suggestions are welcome, but look at the section 1.4.13 on page 41.

## 2.3 Two consecutive backslashes in a contents line make an error

Use `\protect\linebreak`.

## 2.4 Reordering chapters makes havoc

*If you reorder chapters, havoc follows... mini-tables going in wrong chapters.*

The best way seems to make one run with the `mtcoff` package replacing the `minitoc` package, then restore the `minitoc` package and re-execute `\LaTeX` at least three times (yes, it is time consuming...). See figure 2.1. Running with the `mtcoff` package ensures that the standard auxiliary files are cleared from “spurious” commands introduced by `minitoc`. A more radical solution is to delete the `.aux`, `.toc`, `.lof` and `.lot` files relative to the document, then re-execute `\LaTeX` at least three times.

## 2.5 Extensions for the names of auxiliary files

*This package creates auxiliary files with extensions like `.mtc\N`. Some operating systems allow only 3 characters extensions. What to do?*

No modification is needed: all became automatic since version #28! If you insist to use 3 characters extensions, even on operating systems allowing more, just use the package option `shorttext`. Then you will get first the autoconfiguration messages, then a message saying that you will use short extensions. But then be careful to not have more than 99 mini-tables of the same kind (even empty)!

## 2.6 Playing with the chapter number



*Do not cheat* with the “chapter” counter, i.e., do not write ugly things like

```
\setcounter{chapter}{6}
```

The mechanism would break. It is better to add `\chapter` commands, to create empty (but numbered in a legal way) chapters. Since version #10, the `minitoc` package works with appendices. Version #19 allows to begin with a chapter other than number 1. And look at “Special Entries for TOC, LOF, LOT, Bibliography and Index”, section 1.5.5 on page 47.

The same remark applies to the `part` and `section` counters.

## 2.7 Supported document classes

The `minitoc` package is restricted to document classes which define chapters in the standard way, like “book” and “report”, or sections in the standard way, like “article”. There are “parttocs” if the document class defines the `\part` command. Note that classes like “letter”, which have not the classical sectionning structure, cannot be supported. Classes using sectionning commands with other names are not supported<sup>1</sup>. See also section 2.24 on page 63.

## 2.8 Compatibility with L<sup>A</sup>T<sub>E</sub>X versions

Some users have failed to make `minitoc` to work. They got a message like:

<sup>1</sup> This would be very difficult: any user can create new sectionning commands (often with the help from some packages) with standard or new names; this is only limited by the imagination. The `minitoc` package relies on the names of the standard sectionning commands and on the syntax of these commands.



```
Package minitoc Warning: <W0021>
Undefined command ... \@inputcheck ...
Your version of latex.tex is obsolete. Trying to continue...
```

or:

```
Package minitoc Warning: <W0022>
Undefined command ... \reset@font ...
Your version of latex.tex is very obsolete.
Trying to continue... crossing fingers.
```

The `\reset@font` command has been added to `latex.tex` on September 29th, 1991 and the `\@inputcheck` command on March 18th, 1992 and this version of `latex.tex` has been released on March 25th, 1992. If you get this message, you have an old version of `latex.tex`. Get a recent one from the archives (or a recent distribution) and regenerate a `latex.fmt` format via `initex` (or your configuration tool).

## 2.9 Other mini-tables

Some demanding users want to have `minilof`, `minilot` and `minibbl`. First, “`minibbl`” is another problem, strongly related to the  $\text{\LaTeX}$ ’s dealing with `.aux` files. Look at the `chapterbib` [10], `bibunits` [121], `multibib` [122], `bibtopic` [16], and `splitbib` [179] packages. Version #13 has implemented basic `minilofs` and `minilots`. `Minibbbs` are not the aim of this package<sup>2</sup>.

## 2.10 Why so many auxiliary files?

This package creates a lot of auxiliary files and some users have argued that it is too many. A deep redesign would be necessary to avoid that. Using only one big auxiliary file (or one for all `minitocs`, one for all `minilofs`, ...) would make the reading of such file very slow, as it would be read for each `\miniXXX` macro! Moreover, this would make the `checkfiles` (see section 1.3.3 on page 28) package option impractical to implement. Note that the many files `*.mtc*`, etc., may be deleted after the  $\text{\LaTeX}$  run. They are rebuilt by the preparation commands (like `\dominitoc` and `siblings`). But, since version #35, `minitoc` is able to detect and skip empty `*.mtc*` files (and siblings) to avoid ugly titles with just two thin rules. It would not be easy to do with one big auxiliary file. Since version #44, the `listfiles` package option is available to create a list of these auxiliary files; see section 1.7 on page 49.

---

<sup>2</sup> See <http://www.tex.ac.uk/cgi-bin/texfaq2html?label=multibib>

These files contain the mini-tables extracted from the `.toc`, `.lof`, and `.lot` files. They are no more useful after the  $\text{\LaTeX}$  run. If you run  $\text{\LaTeX}$  via a script or a “makefile”, it may be useful to add to it a cleaning feature (which should be optional, to allow debugging). The table 1.11 on page 51 gives the list of the extensions for these files (note that a  $\langle document \rangle$ .mtc auxiliary file is also created as a scratch file).

As an example, you can look at the rubber script [22] (written in Python) provided by Emmanuel BEFFARA:

<http://rubber.sourceforge.net/>  
<http://www.pps.jussieu.fr/~beffara/soft/rubber/>

## 2.11 Mini-tables at levels other than chapter

Here also, some redesign was needed. From version #15, there are parttocs, partlofs and partlots for the part level in book|report-like and article-like documents, secttocs, sectlofs and sectlots for the section level in article-like documents. Note that you can not have minitocs features at chapter and section level in the same document, because doing so would make an unreadable monster. The user must choose the main class of the document according to the size of it (e.g., do not write an article of more than 100 sections: this is a report, or even a book!).

	part	chapter	section
book	*	*	
report	*	*	
article	*		*

## 2.12 Incompatibility with $\text{\LaTeX}2.09$

`\protect`    The more recent version of  $\text{\LaTeX}2_{\epsilon}$  adds `\protect` before `\contentsline` in the `.toc`,  
`\contentsline`    `.lof` and `.lot` files. The version #17 of minitoc attempts to be compatible with  $\text{\LaTeX}2_{\epsilon}$   
and  $\text{\LaTeX}2.09$ . This will be the *last* version usable with  $\text{\LaTeX}2.09$ . Versions #18 and later are  
 $\text{\LaTeX}2_{\epsilon}$  specific, and no more compatible with  $\text{\LaTeX}2.09$ , which is completely obsolete.

## 2.13 Documents resetting the chapter number at each part

Since version #23, `minitoc` works with document classes resetting chapter (or section) number at each part (or chapter). This is possible because the auxiliary files for the mini-tables have now an *absolute* number.

## 2.14 The mini-tables have too much spaced lines

From version #29, you can have tight mini-tables with the `tight` option, and with the `k-tight` option for the KOMA-Script classes [194, 147] (since version #43).

## 2.15 The secttocs are wrong

Secttocs did not work: corrected (version #38).

## 2.16 Removing the lines of dots

The lines of dots (leaders) between section titles and page numbers are removed by the `undotted` option (#29). See also section 1.4.13 on page 41.

## 2.17 Using the hyperref package with minitoc



Since version #31, `minitoc` works correctly with the powerful `hyperref` package [213], thanks to Heiko OBERDIEK, who used the work of Bernd JAEHNE and Didier VERNA. *Hence the `minitoc-hyper.sty` package is now obsolete and should no more be used. It is still present on the CTAN archives for compatibility with old documents.* If you add the loading of the `hyperref` package to a document yet using `minitoc`, you will get error message about spurious closing braces. Just let finish the  $\LaTeX$  run, then re- $\LaTeX$  the document. There will be no problem if you remove the loading of `hyperref` and add it again: the problem occurs only when upgrading from `minitoc` #30 to `minitoc` #31 (or higher) with a document already processed and adding `hyperref` at the same time! It seems better to process the document with `minitoc` #31 (or higher) without `hyperref`, then with `hyperref`, because some internal commands written into the auxiliary files have been modified. If used, the `hyperref` package must be loaded *before* `minitoc`. Note that the documents `minitoc.dtx` and `fminitoc.dtx` show (not so) basic examples of the use of the `hyperref` package with `minitoc`.

## 2.18 Problem while upgrading `minitoc`

If upgrading from version #30 or lower to version #31 or higher, you should delete the `.aux`, `.toc`, `.lof`, `.lot` files of the document, else the first  $\text{\LaTeX}$  run with version #31 or higher will produce a lot of errors (the next run should be ok). See also the section 2.17 on the preceding page.

## 2.19 A local table of contents for the set of appendices

<code>\doparttoc</code> <code>\tableofcontents</code> <code>\appendix</code> <code>\part</code> <code>\parttoc</code> <code>\addtocontents</code> <code>\protect</code> <code>\setcounter</code> <code>\chapter</code> <code>\partbegin</code>	Some users need a table of contents for the appendices, but without putting the entries of it into the main table of contents. The solution is to put the appendices in a <code>\part</code> subdivision of the document and ask for a table of contents at the <code>\part</code> level:  <pre> \doparttoc          % after \begin{document} . . . \tableofcontents . . . \appendix \part{Appendices}   % create a part level subdivision \parttoc            % create a local table of contents % To suppress the appendix part in the main toc \addtocontents{toc}{\protect\setcounter{tocdepth}{-1}} \chapter{First appendix} . . . % Add this at the end of appendices if there is something % after the appendices (like an index or a bibliography) % to put a bound to the contents of \parttoc \addtocontents{toc}{\protect\partbegin} </pre>
---	--

See also section 2.25 on page 63.

## 2.20 Use with the `appendix` package

<code>appendices</code> <code>\addcontentsline</code> <code>\adjustmtc</code> <code>\adjuststc</code>	If you use the <code>appendix</code> package [252] (by Peter R. WILSON), you will observe a serious problem with minitocs in the <code>appendices</code> environment (and after it): they do not match with their respective appendices. In fact, the environment opening <code>\begin{appendices}</code> hides a <code>\addcontentsline</code> command for a chapter or a section, putting trouble in the numbering of minitocs or secttocs. Several solutions are available. The first one is to add a <code>\adjustmtc</code> or <code>\adjuststc</code> command (depending if the appendices are at the chapter or section level) after <i>each</i> <code>\begin{appendices}</code> command. An other solution is to add the following commands in the preamble <i>after</i> the loading of the <code>appendix</code> package:
--	--

```
\let\oldappendices\appendices
```

```
\def\appendices{\oldappendices\adjustmtc}
```

if appendices are at the chapter level, OR:

```
\let\oldappendices\appendices
\def\appendices{\oldappendices\adjuststc}
```

if appendices are at the section level.

These two solutions may be modified by replacing `\adjustmtc` by the sequence:

```
\addtocontents{toc}{\chapterend}
OR
\addtocontents{toc}{\sectend}
```

when it is necessary to delimit the end of the preceding chapter or section.

A rather elegant solution is to add an entry into the TOC via the `\addappheadtotoc` offered by the `appendix` package. As this entry is a chapter-level (or section-level) entry, it delimits correctly the end of the preceding chapter or section.

## 2.21 Use with the `tocloft` package

`\mtcsetfont` (This answer is given in the documentation of the `tocloft` package [250].) The `tocloft` (by Peter R. WILSON) and `minitoc` packages have an unfortunate interaction<sup>3</sup>, which fortunately can be fixed. In the normal course of events, when `minitoc` is used in a chaptered document it will typeset section entries in the minitocs in bold font. If `tocloft` is used in conjunction with `minitoc`, then the `minitoc` section entries are typeset in the normal font, except for the page numbers which are in bold font, while the ToC section entries are all in normal font.

One cure, if you want the `minitoc` section entries to be all in normal small font, is to put:

```
\renewcommand{\mtcSfont}{\normalfont\small}
```

or:

```
\mtcsetfont{minitoc}{section}{\normalfont\small}
```

in the preamble.

---

<sup>3</sup> Discovered by Lyndon DUDGING.

Otherwise, the cure is the following incantation:

```
\renewcommand{\cftsecfont}{\bfseries}
\renewcommand{\cftsecleader}{\bfseries\cftdotfill{\cftdotsep}}
\renewcommand{\cftsecpagefont}{\bfseries}
```

To have the section entries in both the ToC and the minitocs in bold then put the incantation in the preamble. To have only the minitoc section entries in bold while the ToC entries are in the normal font, put the incantation between the `\tableofcontents` command and the first `\chapter` command.

As `tocloft` is a very powerful and useful package, these cures are worth to be added if you need the benefits of this package. See also section 2.22.

## 2.22 Use with the memoir class

The `memoir` class [257, 258] offers basically the functionalities of the `appendix`, `tocbibind` and `tocloft` packages (this class and these packages have the same author, Peter R. WILSON), hence it has the same problems; see above the available solutions (sections 2.20 on page 60, 1.5.5 on page 47, and 2.21 on the page before respectively). If your version of the `memoir` class is recent, the syntax of the `\chapter` command is different and the `memoir` class *could be no more compatible* with the `minitoc` package, but a patch is inserted to fix the problem. Hopefully, if your version of the `memoir` is more recent than 2005/09/25, the patch is no more necessary.

If you are using the `memoir` class (or the `tocloft` package), the `\mtcsetfont` command has no effect (`\mtcsettitlefont` works); you should use the font commands which are specific of the `memoir` class (or of the `tocloft` package).

If you still want to use the `\mtcsetfont` commands while using the `memoir` class (or of the `tocloft` package), you must disable the `memoir/tocloft` font commands. This is done by the following commands:

```
\let\cftpfont\relax
\let\cftchapterfont\relax
\let\cftsectionfont\relax
\let\cftsubsectionfont\relax
\let\cftsubsubsectionfont\relax
\let\cftparagraphfont\relax
\let\cftsubparagraphfont\relax
\let\cftfigurefont\relax
\let\cftsubfigurefont\relax
\let\cfttablefont\relax
\let\cftsubtablefont\relax
```

## 2.23 There are too many commands for fonts, titles, and depths

`\mtcsetfont` Since version #41, the `\mtcsetfont` and `\mtcsetttitlefont` commands are available. You do not need anymore to know `\mtcSSSfont`, `\ptifont`, etc.

`\mtcsetttitle` Since version #42, the `\mtcsetttitle` command is available. You do not need anymore to know `\mtctitle`, `\sltttitle`, etc.

`\mtcsetdepth` Since version #43, the `\mtcsetdepth` command is available. You do not need anymore to know the counters `minitocdepth`, `sectlotdepth`, etc.

## 2.24 Compatibility with the $\mathcal{AMS}$ document classes

`\mtcaddchapter` Unfortunately, the `amsart.cls` and `amsproc.cls` document classes are incompatible with `minitoc`. The `amsbook.cls` document class requires the insertion of commands if you want a list of figures and/or a list of tables:

```
\listoffigures
\mtcaddchapter % added
\listoftables
\mtcaddchapter % added
```

## 2.25 Hiding some entries from the main table of contents

`mtchideinmaintoc` It is a problem similar to that of section 2.19 on page 60. An example is having a local table of contents for a chapter (`\minitoc`) whose entries should not appear in the main table of contents. Just use the `mtchideinmaintoc` environment:

```
\chapter{Title}
\begin{mtchideinmaintoc}[level]
\minitoc
\section{sub-title}
...
\end{mtchideinmaintoc}
```

This environment accepts an optional numeric argument, which is the depth of hiding in the main toc (default: -1, complete hiding). You can look at the `mtc-apx.tex` example file:

```

1 (*mtc – apx)
2 \documentclass[oneside]{book}
3 \usepackage{lipsum} % provides filling text
4 \usepackage{tocbibind} % adds some entries in the main TOC.
5 \usepackage[tight,listfiles]{minitoc}
6 \setcounter{minitocdepth}{3}
7 \setcounter{parttocdepth}{3}
8 \begin{document}
9 \doparttoc
10 \dominitoc
11 \tableofcontents
12 \mtcaddchapter % because tocbibind adds a chapter entry in the TOC
13 \chapter{First}
14 \minitoc
15 First chapter
16 \section{First section}
17 \lipsum[1]
18 \section{Second section}
19 \lipsum[2]
20 \chapter{Second}
21 \minitoc
22 Second
23 \section{First section of second chapter}
24 \lipsum[3]
25 \section{Second section of second chapter}
26 \lipsum[4]
27 \appendix % begins the appendices
28 \addcontentsline{toc}{part}{Appendices} % adds a part entry in the TOC
29 \adjustptc % fixes the parttoc counter ptc
30 \parttoc % adds a partial toc for the appendices
31 \begin{mtchideinmaintoc}[-1] % hides the details of the
32 % % appendices in the main TOC, but chapter-level
33 % % entries would be still visible if you use 0
34 % % in place of -1 as optional argument.
35 \chapter{First appendix}
36 \minitoc
37 First appendix
38 \section{First section}
39 \lipsum[5]
40 \section{Second section}
41 \lipsum[6]
42 \chapter{Second appendix}
43 \minitoc
44 Second appendix
45 \section{First section of second appendix}
46 \lipsum[7]
47 \section{Second section of second appendix}
48 \lipsum[8]
49 \end{mtchideinmaintoc} % end of hiding
50 \end{document}
51 \end{mtc – apx}

```

Of course, the environments `mtchideinmainlof` and `mtchideinmainlot` are also available, to hide some entries in the main list of figures or of tables.





Note that the position of the end of these environments must be adjusted to include a page break (like the one done by a `\chapter` command), else the restore command might be inserted to early into the `.toc`, `.lof` or `.lot` file. There is an example file (`mtc-hi1.tex`):

```

52 (*mtc – hi1)
53 \documentclass{report}
54 \usepackage%
55 [tight,listfiles]{minitoc}
56 \begin{document}
57 \dominilof
58 \dominilot
59 \listoffigures
60 \listoftables
61 \chapter{First}
62 \minilof
63 \minilot
64 \begin{figure}
65 \caption{AAAA1}
66 \end{figure}
67 \begin{figure}
68 \caption{AAAA2}
69 \end{figure}
70 \begin{table}
71 \caption{TAAAA1}
72 \end{table}
73 \begin{table}
74 \caption{TAAAA2}
75 \end{table}
76 \chapter{Second}
77 \minilof
78 \minilot
79 %%-----

```

We begin the hiding of figure entries in the list of figures and of table entries in the list of tables. In this document, we use the environment forms.

```

80 \begin{mtchideinmainlof}
81 \begin{mtchideinmainlot}
82 \begin{figure}

```

```

83 \caption{BBBB1}
84 \end{figure}
85 \begin{figure}
86 \caption{BBBB2}
87 \end{figure}
88 \begin{table}
89 \caption{TBBBB1}
90 \end{table}
91 \begin{table}
92 \caption{TBBBB2}
93 \end{table}
94 \chapter{Third}

```

We terminate the hiding of figure entries in the list of figures and of table entries in the list of tables. In this document, we use the environment forms.

```

95 \end{mtchideinmainlot}
96 \end{mtchideinmainlof}
97 %%-----
98 \minilof
99 \minilot
100 \begin{figure}
101 \caption{CCCC1}
102 \end{figure}
103 \begin{figure}
104 \caption{CCCC2}
105 \end{figure}
106 \begin{table}
107 \caption{TCCCC1}
108 \end{table}
109 \begin{table}
110 \caption{TCCCC2}
111 \end{table}
112 \end{document}
113 \end{mtc – hi1}

```

But it is also possible to use *commands* in place of these environments: you place a `\mtchideinmainlof` (or `\mtchideinmainlot`) command in the first figure (or table) to hide, *before* its caption and a `\endmtchideinmainlof` (or `\endmtchideinmainlot`) command at the end of the last figure (or table) to hide, *after* its caption, like in this example file (`mtc-hi2.tex`):

```

114 (*mtc – hi2)
115 \documentclass{report}
116 \usepackage%
117 [tight,listfiles]{minitoc}
118 \begin{document}
119 \dominilof
120 \dominilot
121 \listoffigures
122 \listoftables
123 \chapter{First}
124 \minilof
125 \minilot
126 \begin{figure}
127 \caption{AAAA1}
128 \end{figure}
129 \begin{figure}
130 \caption{AAAA2}
131 \end{figure}
132 \begin{table}
133 \caption{TAAAA1}
134 \end{table}
135 \begin{table}
136 \caption{TAAAA2}
137 \end{table}
138 \chapter{Second}
139 \minilof
140 \minilot

```

We begin the hiding of figure entries in the list of figures and of table entries in the list of tables. In this document, we use the command forms: a command is inserted *before* the caption of the first “hidden” entry.

```

141 \begin{figure}
142 \mtchideinmainlof % <--
143 \caption{BBB1}
144 \end{figure}
145 \begin{figure}
146 \caption{BBB2}
147 \endmtchideinmainlof % <--

```

```

148 \end{figure}
149 \begin{table}
150 \mtchideinmainlot % <--
151 \caption{TBBB1}
152 \end{table}

```

We terminate the hiding of figure entries in the list of figures and of table entries in the list of tables. In this document, we use the command forms: a command is inserted *after* the caption of the *last* “hidden” entry.

```

153 \begin{table}
154 \caption{TBBB2}
155 \endmtchideinmainlot % <--
156 \end{table}
157 \chapter{Third}
158 \minilof
159 \minilot
160 \begin{figure}
161 \caption{CCCC1}
162 \end{figure}
163 \begin{figure}
164 \caption{CCCC2}
165 \end{figure}
166 \begin{table}
167 \caption{TCCCC1}
168 \end{table}
169 \begin{table}
170 \caption{TCCCC2}
171 \end{table}
172 \end{document}
173 \end{mtc – hi2}

```

This method, recommended while more delicate to apply, is more reliable in delimiting the hiding domain: it solves the problem of the asynchronism between the writing of floats and the writing of the normal text.

## 2.26 Defining your own .mld file

\mtcsettitle  
\mtcselectlanguage

First, you should not directly modify one of the distributed .mld and .mlo files. The simplest way to alter some title is to redefine the corresponding command via \renewcommand or better via \mtcsettitle. If you really want to have your own .mld file, you copy an existing .mld

file into one with a new name (not the name of a distributed .mld file). Then you modify this new .mld file and you can use it via `\mtcselectlanguage`. You can always contact me to add this new .mld file to the distribution. These remarks apply also to the *language*[.mld-.mlo] pairs of language definition files.

## 2.27 Use with the abstract package

`abstract` If the `abstract` package [251] (by Peter R. WILSON), is used with its `addtotoc` option, a  
`\mtcaddchapter` “Abstract” entry is added to the table of contents, as a starred chapter if the document class  
`\mtcaddsection` defines `\chapter`, else as a starred section. This problem is detected by the `hints` option  
`\chapter` and you should add a `\mtcaddchapter[]` or a `\mtcaddsection[]` command after your  
`abstract` environment.

## 2.28 Use with the sectsty package

If the `sectsty` package [182] (by Rowland McDONNELL) is used, it must be loaded *before* the `minitoc` package, because it alters (redefines) the sectioning commands. Of course, the `hints` option detects this problem.

## 2.29 Strange alignment in the minitocs

*In minitocs, subsections titles are not aligned with sections, as they are in the main table of contents.*

The entries of a table of contents are formatted via internal commands like `\l@part`, `\l@chapter`, `\l@section`, etc.

The “part” and “chapter” levels (and “section” for an article) use specific commands which are somewhat complex for a more elaborated formatting. For the “section” (in the `report` and `book` classes) and lower levels, these commands are (`book` class, `book.cls`) by default:

```
\newcommand*\l@section{\@dottedtocline{1}{1.5em}{2.3em}}
\newcommand*\l@subsection{\@dottedtocline{2}{3.8em}{3.2em}}
\newcommand*\l@subsubsection{\@dottedtocline{3}{7.0em}{4.1em}}
\newcommand*\l@paragraph{\@dottedtocline{4}{10em}{5em}}
\newcommand*\l@subparagraph{\@dottedtocline{5}{12em}{6em}}
```

which will be applied in the main table of contents and in the minitocs. The arguments of `\@dottedtocline` are

- 1) the logical depth (which will be compared to `tocdepth` or `minitocdepth`).
- 2) the indentation.
- 3) the width reserved for the section/subsection/... number.

In the standard `book`, `report` and `article` classes, the dimensions (second and third arguments) are given in “em” units, and this unit depends of the current font. In the main table of contents, the section and subsection entries are written in the *same* font, hence usually the alignment is correct. But in the minitocs, the section entries are written in a bold font while the subsection entries are written in a non bold font (the default font choices are given in table 1.6 on page 35), hence one “em” has different sizes in these two fonts and the alignment is changed.

There are several solutions:

- Redefine the `\l@section ... \l@subparagraph` commands to use font independent units (pt, mm, pc, etc.). This redefinition must be performed in a package or via a command defined by a package or between `\makeatletter` and `\makeatother`, because these commands have a `@` in their names; you must use `\renewcommand*` to redefine these commands.
- Use the `tocloft` package [250] to change the indentation, with font independent units. But then see section 2.21 on page 61.
- Use the same font for the section and subsection entries in the minitocs, using the `\mtcsetfont` command (see section 1.4.9 on page 39) or redefining the `\mtcSfont`, `\mtcSSfont`, `\mtcSSSfont`, `\mtcPfont` and `\mtcSPfont` commands (see table 1.6 on page 35), or similar.

## 2.30 Useful precautions with starred sectionning commands

- The headers are not modified by `\part*`, `\chapter*` or `\section*`; it is necessary to use `\markboth` or `\markright` to get correct page headers for the current and following pages.
- If you need an entry in the table of contents for a `\chapter*` or a `\section*` command, you must use `\mtcaddchapter[title]` or `\mtcaddsection[title]` *after* the starred sectionning command. If you need an entry in the table of contents for a `\part*` command, the page number in the table of contents would be wrong, because `\part*` implies a `\clearpage` or a `\cleardoublepage` before the first page of the part. Use the sequence

```
\cleardoublepage      % \clearpage if openany option.
\mtcaddpart[title]
\part*[title]
```

## 2.31 Use with packages for captions

If one of the `caption` [223], `caption2`<sup>4</sup> [222], (both written by Axel SOMMERFELDT), `ccaption` [255] (by Peter R. WILSON), or `mcaption` [131] (by Stephan HENNIG), packages is used, it must be loaded *before* the `minitoc` package, because such packages alter (redefine) the commands listing figures and tables. Of course, the `hints` option detects this problem.

## 2.32 Bad interaction `minitoc`/`hyperref`/`memoir`

When the `minitoc` and `hyperref` [213] packages are used in a document of class `memoir` [257, 258], the chapter header “Chapter” does not appear on the first page of the chapter.

This problem is fixed in version #44 of `minitoc`.

## 2.33 Use with the `varsects` package

If the `varsects` package [228] (by Daniel TAUPIN<sup>+</sup>) is used, it must be loaded *before* the `minitoc` package, because it alters (redefines) the sectionning commands. Of course, the `hints` option detects this problem.

## 2.34 Initial font settings

The setting of the fonts in the mini-tables is a rather complex problem. If we take the `parttoc`s as an example, there is a `\ptcfont` font-command which is used for two purposes<sup>5</sup>:

- First, to be used as default value for some other font-commands (like `\ptcSPfont`). As its default value is used in the initialization of the `minitoc` package, the value of these other commands is *not altered* if you modify `\ptcfont`. You must modify these commands one at a time.
- Second, it is invoked at the beginning of each `parttoc`, `partlof` or `partlot` to set an initial font command. Then each entry of the mini-table calls its own font command (like `\ptcSPfont`). Thus, if you modify `\ptcfont`, you can obtain a global effect on the fonts in the `parttoc`s, `partlofs`, and `partlots`. So you can play with the various parameters of the fonts (family, shape, series, size), if you want fancy mini-tables; but it is rather difficult.

<sup>4</sup> This package is obsolete; now use a recent version of the `caption` package.

<sup>5</sup> The same remarks apply to the other mini-tables.



In the initialization of the `minitoc` package, we have a sequence of commands:

```
\let\ptcSSfont\ptcfont      % (subsections)
\let\ptcSSSfont\ptcfont     % (subsubsections)
\let\ptcPfont\ptcfont       % (paragraphs)
\let\ptcSPfont\ptcfont      % (subparagraphs)
\let\plffont\ptcfont        % (figures)
\let\plfSfont\ptcfont       % (subfigures)
\let\pltfont\ptcfont        % (tables)
\let\pltSfont\ptcfont       % (subtables)
```

to define some default fonts. But this sequence is executed only once. If you alter `\ptcfont`, the modification is not applied to these font commands. The command `\ptcfont` is invoked at the beginning of each `parttoc`. `\ptcCfont` is invoked for each chapter entry in a `parttoc` (`\ptcSfont` for each section entry, etc.). So `\ptcfont` can be used to define some global characteristics for the fonts in the `parttocs`, while `\ptcCfont` (etc.) can be used to customize the fonts for each level of entries.

Note that if you say:

```
\def\ptcSSfont{\ptcfont}    % (subsections)
\def\ptcSSSfont{\ptcfont}   % (subsubsections)
\def\ptcPfont{\ptcfont}     % (paragraphs)
\def\ptcSPfont{\ptcfont}    % (subparagraphs)
\def\plffont{\ptcfont}      % (figures)
\def\plfSfont{\ptcfont}     % (subfigures)
\def\pltfont{\ptcfont}      % (tables)
\def\pltSfont{\ptcfont}     % (subtables)
```

after loading the `minitoc` package, these font commands will be “associated” to `\ptcfont`, hence if you modify `\ptcfont` (by via `\mtcsetfont{parttoc}{*}{...}` or `\renewcommand`), they will follow the modification. But if you modify one of these commands via `\renewcommand` or `\mtcsetfont{parttoc}{subsection}{...}` (subsection is an example), the association is broken. But you could be more clever by saying something like

```
\mtcsetfont{parttoc}{subsection}{\ptcfont\itshape}
```

to preserve the association and modify only some parameters of a `minitoc` font command.

For levels above subsection (part, chapter and section), the fonts are more specific in general, but you can, of course, say something like `\def\ptcCfont{\ptcfont}` to make a similar association. You can even make other associations, like this:

```
% for high sectioning levels:
\def\highlevelsfont{\rmfamily\bfseries\normalsize\upshape}
```

```
% for low sectionning levels:
\def\lowlevelsfont{\rmfamily\mdseries\smallsize\upshape}
% then for each level:
\def\ptcCfont{\highlevelsfont}
\def\ptcSfont{\highlevelsfont}
\def\ptcSSfont{\lowlevelsfont}
\def\ptcSSSfont{\lowlevelsfont}
\def\ptcPfont{\lowlevelsfont\itshape}
\def\ptcSPfont{\lowlevelsfont\itshape}
```

Then you can redefine `\highlevelsfont` or `\lowlevelsfont` to act on several fonts in one step, but you must use `\renewcommand`. You cannot act on `\highlevelsfont` or `\lowlevelsfont` with `\mtcsetfont`.

Note that only the fonts for parttocs are used in the examples above; but, of course, the situation is the same for minitocs and secttocs. `\highlevelsfont` and `\lowlevelsfont` are macro names that you can choose, they are not part of the minitoc package.

## 2.35 Use with the KOMA-Script classes

If a KOMA-Script class [194, 147], compatible with minitoc (`scrbook`, `scrreprt` or `scrartcl`), is used, some class options may cause problems with the minitoc package, because these options add chapter or section entries in the table of contents. See section 1.5.5 on page 47. Of course, the `hints` option detects this problem.

## 2.36 Use with the jura class or the alphanum package

The `jura` class loads the `alphanum` package, which redefines the sectionning structure in a non-standard way, after the loading of the `report` class. This class and this package are incompatible with minitoc.

## 2.37 The .mld files and the babel package

If you are using the `babel` package [38, 39], you can automatize the loading of the `.mld` file by adding some code in the preamble of your document, like this:

```
\AtBeginDocument{%
\addto\captionslanguageI{\mtcselectlanguage{language2}}}
```

where *language1* is the language name for `babel` and *language2* the language name for `minitoc`; there are often identical, but there are exceptions (when you use a locally customized `.mld` file, by example).

### 2.38 Use with the `fncychap` package

If the `fncychap` package [170] (by Ulf A. LINDGREN) is used, it must be loaded *before* the `minitoc` package, because it alters (redefines) the sectionning commands. Of course, the `hints` option detects this problem.

### 2.39 Use with the `quotchap` package

If the `quotchap` package [232] (by Karsten TINNEFELD) is used, it must be loaded *before* the `minitoc` package, because it alters (redefines) the sectionning commands. Of course, the `hints` option detects this problem.

### 2.40 Use with the `romannum` package

If the `romannum` package [259] (by Peter R. WILSON) is used, it must be loaded *before* the `minitoc` package, because it alters (redefines) the numbering of the sectionning commands. Of course, the `hints` option detects this problem.

### 2.41 Use with the `sfheaders` package

If the `sfheaders` package [172] (by Maurizio LORETI) is used, it must be loaded *before* the `minitoc` package, because it alters (redefines) the sectionning commands. Of course, the `hints` option detects this problem.

### 2.42 Use with the `alnumsec` package

If the `alnumsec` package [152] (by Frank KÜSTER) is used, it must be loaded *before* the `minitoc` package, because it alters (redefines) the numbering of the sectionning commands. Of course, the `hints` option detects this problem.



## 2.43 Use with the `captcont` package

If the `captcont` package [95] (by Steven Douglas COCHRAN) is used, it must be loaded *before* the `minitoc` package, because it alters (redefines) the caption commands. Of course, the `hints` option detects this problem.

## 2.44 Vertical space (gap) before or after `parttoc`s, `partlofs`, and `partlots` titles



These vertical gaps were hard-coded like for the chapter heads in the `book` and `report` document classes. The values were 50pt and 40pt, but some users want to adjust them for the titles of the part-level mini-tables. Since version #45, these gaps are defined by `\mtcgapbeforeheads` and `\mtcgapafterheads`, with these defaults values. These commands apply globally to `parttoc`s, `partlofs` and `partlots`. These are *commands*, *not* dimensions, so they must be modified via `\renewcommand` (but *not* via `\setlength`). An example of use is given in the `mtc-gap.tex` document file:

```
174 \*mtc - gap>
175 \documentclass[a4paper,oneside,12pt]{book}
176 \usepackage{vruler} % to have a vertical graduation to note positions
177 \usepackage{txfonts}
178 \usepackage[english2,tight,listfiles]{minitoc}
179 \begin{document}
180 \setvruler[1cm][0][10][3][0][0pt][0pt][0pt][] % with vruler package
181 \doparttoc
182 \faketableofcontents
183 \part{First part}
```

A normal `parttoc`, with the normal gaps before and after it.

```
184 \parttoc
185 \chapter{First chapter of first part} \chapter{Second chapter of first part}
186 \part{Second part}
```

We set large gaps. Note the new position of the `parttoc`.

```
187 \renewcommand{\mtcgapbeforeheads}{100pt}
188 \renewcommand{\mtcgapafterheads}{80pt}
189 \parttoc
190 \chapter{First chapter of second part} \chapter{Second chapter of second part}
191 \part{Third part}
```

We set small gaps. Note the new position of the `parttoc`.

```
192 \renewcommand{\mtcgapbeforeheads}{20pt}
193 \renewcommand{\mtcgapafterheads}{10pt}
```

```

194 \parttoc
195 \chapter{First chapter of third part} \chapter{Second chapter of third part}
196 \end{document}
197 </mtc – gap>

```

## 2.45 Vertical spacing before the bottom rule of a minitable

The little spacing between a minitable and its bottom rule is implemented as a vertical kern that should be sufficient to allow the descending parts of the letters of the last entry of the minitable. The values should depend of the line spacing and of the font size. They are defined by macros that you can adjust by redefining them via `\renewcommand`. The (empirical) default values are given in table 2.1.

Table 2.1: Kernings before minitable bottom rules

Command	Default value
<code>\kernafterparttoc</code>	<code>\kern-1.\baselineskip\kern.5ex</code>
<code>\kernafterpartlof</code>	<code>\kern-1.\baselineskip\kern.5ex</code>
<code>\kernafterpartlot</code>	<code>\kern-1.\baselineskip\kern.5ex</code>
<code>\kernafterminitoc</code>	<code>\kern-.5\baselineskip\kern.5ex</code>
<code>\kernafterminilof</code>	<code>\kern-1.\baselineskip\kern0.ex</code>
<code>\kernafterminilot</code>	<code>\kern-1.\baselineskip\kern0.ex</code>
<code>\kernaftersecttoc</code>	<code>\kern-1.\baselineskip\kern.5ex</code>
<code>\kernaftersectlof</code>	<code>\kern-1.\baselineskip\kern.5ex</code>
<code>\kernaftersectlot</code>	<code>\kern-1.\baselineskip\kern.5ex</code>

## 2.46 Another interaction between the `tocloft` and `minitoc` packages

*I encountered an interaction between `tocloft` and `minitoc`. I want to force `minitoc` to not display the page numbers, but because of `tocloft` it doesn't. Here is an example code:*

```

\documentclass[12pt,a4paper]{book}
\usepackage{tocloft}
\usepackage{minitoc}
\begin{document}
\frontmatter
\dominitoc
\tableofcontents
\mainmatter
\chapter{Chapter}

```

```

\section{Section A}
\section{Section B}
\chapter{Second Chapter}
\mtcsetfont{minitoc}{section}{\normalfont\small}
\mtcsetpagenumbers{minitoc}{off}
\minitoc
\section{Section A}
\section{Section B}
\end{document}

```

*If I comment the line loading the `tocloft` package, I will get a minitoc without page numbers as I wanted.*

When using together `tocloft` and `minitoc`, the `tocloft` package must be loaded first, and its commands take precedence to format the entries in the TOC (and in minitocs). To suppress the page numbers, you should try the `\cftpagenumbersoff{XXX}` command (from `tocloft`), which is described in the `tocloft.pdf` documentation [250, pages 45-56]; `XXX` is the level of entry (`chapter`, `sec`, `subsec`, etc.). There are similar remarks about font related commands.

The `tocloft` package is more specialized in that job than `minitoc`, so if it is loaded, `minitoc` uses the `locloft` tools. There is the corrected example (`mtc-tlo.tex`):

```

198 (*mtc - tlo)
199 \documentclass[12pt,a4paper]{book}

```

We must load `locloft` *before* `minitoc`:

```

200 \usepackage{tocloft}
201 \usepackage[tight]{minitoc}
202 \begin{document}

```

We define the global font for the minitoc entries:

```

203 \mtcsetfont{minitoc}{*}{\normalfont\small}
204 \frontmatter
205 \dominitoc
206 \tableofcontents

```

For the section entries in the minitocs, we suppress the page numbers and change the font by using commands from the `tocloft` package:

```

207 \cftpagenumbersoff{sec}
208 \renewcommand{\cftsecfont}{\normalfont\small}
209 \mainmatter
210 \chapter{Chapter}
211 \section{Section A}
212 \section{Section B}
213 \chapter{Second Chapter}
214 \minitoc

```

```
215 \section{Section A}  
216 \section{Section B}  
217 \end{document}  
218 </mtc – tlo>
```

## 2.47 Use with the `hangcaption` package

If the `hangcaption` package [138] (by David M. JONES) is used, it must be loaded *before* the `minitoc` package, because it alters (redefines) the sectionning commands. Of course, the `hints` option detects this problem.

# Chapter 3

## Memento

### Tables

3.1	Package options	77
3.2	General commands	78
3.3	Commands: part level	79
3.4	Commands: chapter level	80
3.5	Commands: section level	81
3.6	Commands for horizontal rules	82
3.7	Commands for page numbers	82
3.8	Commands for mini-tables features	83
3.9	Preparation and insertion commands	83
3.10	Adjustment commands	84
3.11	Obsolete commands	84
3.12	Classes and packages needing some precautions	85

Table 3.1: Package options

Options	Default	Meaning
shorttext	*NO*	Short extensions for auxiliary files.
loose, tight	loose	Spacing of lines in mini-tables.
k-loose, k-tight	k-loose	Spacing of lines in mini-tables (KOMA-Script classes).
dotted, undotted	dotted	Presence of leaders (dotted lines).
insection	*NO*	Keeps floats (figures and tables) from drifting outside of their section. Useful if you use sectlofs/sectlots.
notoccite	*NO*	Useful if you have \cite commands in sectionning titles and use an unsorted bibliographic style.
listfiles, nolistfiles	listfiles	Lists the minitoc auxiliary files into <i>document.maf</i> .
hints, nohints	hints	Adds hints in the <i>document.log</i> file. Useful to detect some problems.

Language options are listed in table 1.7 on page 36. Default: english.

Table 3.2: General commands

Command	Meaning
<code>\faketableofcontents</code>	Replaces <code>\tableofcontents</code> if you want mini-tables of contents but no main table of contents.
<code>\fakelistoffigures</code>	Replaces <code>\listoffigures</code> if you want mini-lists of figures but no main list of figures.
<code>\fakelistoftables</code>	Replaces <code>\listoftables</code> if you want mini-lists of tables but no main list of tables.
<code>\mtcselectlanguage{language}</code>	Loads <i>language.mld</i> to select a language for mini-tables titles.
<code>\mtcsetdepth{mini-table}{depth}</code>	Changes the depth for some mini-tables.
<code>\mtcsetfeature{mini-table}{before after pagestyle}{commands}</code>	Modifies the features for a mini-table.
<code>\mtcsetfont{mini-table}{sectioning-level}{font commands}</code>	Redefines a minitoc font command.
<code>\mtcsetformat{mini-table}{dotinterval pagenumwidth tocrightmargin}{value}</code>	Changes the layout of some mini-tables.
<code>\mtcsetpagenumbers{mini-table *}{on off}</code>	Activates/inhibits page numbers in some or all mini-tables.
<code>\mtcsetrules{mini-table *}{on off}</code>	Activates/inhibits horizontal rules in some or all mini-tables.
<code>\mtcsettitle{mini-table}{title string}</code>	Changes the title for some mini-tables.
<code>\mtcsettitlefont{mini-table}{font commands}</code>	Changes the font of the title for some mini-tables.
<code>\mtcskip</code>	To add a vertical skip between the mini-tables.
<code>\mtcskipamount</code>	Length of <code>\mtcskip</code> . Default: <code>\bigskipamount</code> .
<code>\tightmtcfalse</code>	Loose mini-tables. Default.
<code>\tightmtctrue</code>	Tight mini-tables.
<code>\ktightmtcfalse</code>	Loose mini-tables. Default. (KOMA-Script classes).
<code>\ktightmtctrue</code>	Tight mini-tables. (KOMA-Script classes).
<code>\undottedmtcfalse</code>	Dotted lines in mini-tables (from entry to page number). Default.
<code>\undottedmtctrue</code>	No dotted lines in mini-tables (from entry to page number).

Table 3.3: Commands: part level

Command	Meaning
<code>\doparttoc[x]</code>	Before <code>\[fake]tableofcontents</code> if you use <code>\parttoc*</code> .
<code>\dopartlof[x]</code>	Before <code>\[fake]listoffigures</code> if you use <code>\partlof*</code> .
<code>\dopartlot[x]</code>	Before <code>\[fake]listoftables</code> if you use <code>\partlot*</code> .
<code>\parttoc[x]</code>	After each <code>\part</code> command for which a parttoc is needed*.
<code>\partlof[x]</code>	After each <code>\part</code> command for which a partlof is needed*.
<code>\partlot[x]</code>	After each <code>\part</code> command for which a partlot is needed*.
<code>\setcounter{parttocdepth}{depth}</code>	Depth of the following parttocs. Analog to <code>tocdepth</code> . Default: 2. Has no action on partlofs and partlots.
<i>or:</i>	
<code>\mtcsetdepth{parttoc partlof partlot}{depth}</code>	Idem, but can also act on partlofs and partlots.
<code>\ptcindent</code>	Left/right indentation of a partial table. Default: 24pt.
<code>\ptcfont</code>	Font command for parttoc. Default: <code>\small\rmfamily\upshape\mdseries</code> (article) or: <code>\normalsize\rmfamily\upshape\mdseries</code> (book, report).
<code>\ptcCfont</code>	Font command for parttoc, chapter entries. Default: <code>\normalsize\rmfamily\upshape\bfseries</code> .
<code>\ptcSfont</code>	Font command for parttoc, section entries. Default: <code>\small\rmfamily\upshape\bfseries</code> (article) or: <code>\small\rmfamily\upshape\bfseries</code> (book, report).
<code>\ptcSSfont</code>	Font command for parttoc, subsection entries**.
<code>\ptcSSSfont</code>	Font command for parttoc, subsubsection entries**.
<code>\ptcPfont</code>	Font command for parttoc, paragraph entries**.
<code>\ptcSPfont</code>	Font command for parttoc, subparagraph entries**.
<code>\plffont</code>	Font for partlof. Default: <code>\small\rmfamily\upshape\mdseries</code> .
<code>\plfSfont</code>	Font for partlof (subfigures). Default: <code>\small\rmfamily\upshape\mdseries</code> .
<code>\pltfont</code>	Font for partlot. Default: <code>\small\rmfamily\upshape\mdseries</code> .
<code>\pltSfont</code>	Font for partlot (subtables). Default: <code>\small\rmfamily\upshape\mdseries</code> .
<code>\ptctitle</code>	Title of parttocs. Default: Table of Contents.
<code>\plftitle</code>	Title of partlofs. Default: List of Figures.
<code>\plttitle</code>	Title of partlots. Default: List of Tables.
<code>\ptifont</code>	Font for partXXX titles. Default: <code>\Large\rmfamily\upshape\bfseries</code> (article) or: <code>\LARGE\rmfamily\upshape\bfseries</code> (book, report).
<code>\mtcgapbeforeheads</code>	Vertical gap before part-level mini-tables titles. Default: 50pt
<code>\mtcgapafterheads</code>	Vertical gap after part-level mini-tables titles. Default: 40pt

\*: `[x]` is an optional argument to set the position of the title; the setting is local for the `\partXXX` commands, global for the `\dopartXXX` commands. The values of `x` are: l for left (default), c for centered, r for right, n or e for no title.

\*\* : defaults like `\ptcfont`.

Table 3.4: Commands: chapter level

Command	Meaning
<code>\dominitoc[x]</code>	Before <code>\[fake]tableofcontents</code> if you use <code>\minitoc*</code> .
<code>\dominilof[x]</code>	Before <code>\[fake]listoffigures</code> if you use <code>\minilof*</code> .
<code>\dominilot[x]</code>	Before <code>\[fake]listoftables</code> if you use <code>\minilot*</code> .
<code>\minitoc[x]</code>	After each <code>\chapter</code> command for which a minitoc is needed*.
<code>\minilof[x]</code>	After each <code>\chapter</code> command for which a minilof is needed*.
<code>\minilot[x]</code>	After each <code>\chapter</code> command for which a minilot is needed*.
<code>\setcounter{minitocdepth}{depth}</code>	Depth of the following minitocs. Analog to <code>tocdepth</code> . Default: 2. Has no action on minilofs and minilots.
<i>or:</i>	
<code>\mtcsetdepth{minitoc minilof minilot}{depth}</code>	Idem, but can also act on minilofs and minilots.
<code>\mtcindent</code>	Left/right indentation of a mini-table. Default: 24pt.
<code>\mtcfont</code>	Font command for minitoc. Default: <code>\small\rmfamily\upshape\mdseries</code> .
<code>\mtcSfont</code>	Font command for minitoc, section entries. Default: <code>\small\rmfamily\upshape\bfseries</code> .
<code>\mtcSSfont</code>	Font command for minitoc, subsection entries**.
<code>\mtcSSSfont</code>	Font command for minitoc, subsubsection entries**.
<code>\mtcPfont</code>	Font command for minitoc, paragraph entries**.
<code>\mtcSPfont</code>	Font command for minitoc, subparagraph entries**.
<code>\mlffont</code>	Font for minilof. Default: <code>\small\rmfamily\upshape\mdseries</code> .
<code>\mlfSfont</code>	Font for minilof (subfigures). Default: <code>\small\rmfamily\upshape\mdseries</code> .
<code>\mltfont</code>	Font for minilot. Default: <code>\small\rmfamily\upshape\mdseries</code> .
<code>\mltSfont</code>	Font for minilot (subtables). Default: <code>\small\rmfamily\upshape\mdseries</code> .
<code>\mtctitle</code>	Title of minitocs. Default: Contents.
<code>\mlftitle</code>	Title of minilofs. Default: Figures.
<code>\mltttitle</code>	Title of minilots. Default: Tables.
<code>\mtifont</code>	Font for miniXXX titles. Default: <code>\large\rmfamily\upshape\bfseries</code> .

\*: `[x]` is an optional argument to set the position of the title; the setting is local for the `\miniXXX` commands, global for the `\dominiXXX` commands. The values of `x` are: l for left (default), c for centered, r for right, n or e for no title.

\*\* : defaults like `\mtcfont`.



Table 3.5: Commands: section level

Command	Meaning
<code>\dosecttoc[x]</code>	Before <code>\[fake]tableofcontents</code> if you use <code>\secttoc*</code> .
<code>\dosectlof[x]</code>	Before <code>\[fake]listoffigures</code> if you use <code>\sectlof*</code> .
<code>\dosectlot[x]</code>	Before <code>\[fake]listoftables</code> if you use <code>\sectlot*</code> .
<code>\secttoc[x]</code>	After each <code>\section</code> command for which a <code>secttoc</code> is needed*.
<code>\sectlof[x]</code>	After each <code>\section</code> command for which a <code>sectlof</code> is needed*.
<code>\sectlot[x]</code>	After each <code>\section</code> command for which a <code>sectlot</code> is needed*.
<code>\setcounter{secttocdepth}{depth}</code>	Depth of the following <code>secttocs</code> . Analog to <code>tocdepth</code> . Default: 2. Has no action on <code>sectlofs</code> and <code>sectlots</code> .
<i>or:</i>	
<code>\mtcsetdepth{secttoc sectlof sectlot}{depth}</code>	Idem, but can also act on <code>sectlofs</code> and <code>sectlots</code> .
<code>\stcindent</code>	Left/right indentation of a mini-table. Default: 24pt.
<code>\stcfont</code>	Font command for <code>secttoc</code> . Default: <code>\small\rmfamily\upshape\mdseries</code> .
<code>\stcSSfont</code>	Font command for <code>secttoc</code> , subsection entries**.
<code>\stcSSSfont</code>	Font command for <code>secttoc</code> , subsubsection entries**.
<code>\stcPfont</code>	Font command for <code>secttoc</code> , paragraph entries**.
<code>\mtcSPfont</code>	Font command for <code>secttoc</code> , subparagraph entries**.
<code>\slffont</code>	Font for <code>sectlof</code> . Default: <code>\small\rmfamily\upshape\mdseries</code> .
<code>\slfSfont</code>	Font for <code>sectlof</code> (subfigures). Default: <code>\small\rmfamily\upshape\mdseries</code> .
<code>\sltfont</code>	Font for <code>sectlot</code> . Default: <code>\small\rmfamily\upshape\mdseries</code> .
<code>\sltSfont</code>	Font for <code>sectlot</code> (subtables). Default: <code>\small\rmfamily\upshape\mdseries</code> .
<code>\stctitle</code>	Title of <code>secttocs</code> . Default: <code>Contents</code> .
<code>\slftitle</code>	Title of <code>sectlofs</code> . Default: <code>Figures</code> .
<code>\slttitle</code>	Title of <code>sectlots</code> . Default: <code>Tables</code> .
<code>\stifont</code>	Font for <code>sectXXX</code> titles. Default: <code>\large\rmfamily\upshape\bfseries</code> .

\*: `[x]` is an optional argument to set the position of the title; the setting is local for the `\sectXXX` commands, global for the `\dosectXXX` commands. The values of `x` are: l for left (default), c for centered, r for right, n or e for no title.

\*\* : defaults like `\stcfont`.

Table 3.6: Commands for horizontal rules

Command	Meaning
<code>\[no]ptcrule</code>	Activates or inhibits rules in parttocs.
<code>\[no]mtcrule</code>	Activates or inhibits rules in minitocs.
<code>\[no]stcrule</code>	Activates or inhibits rules in secttocs.
<code>\[no]plfrule</code>	Activates or inhibits rules in partlofs.
<code>\[no]mlfrule</code>	Activates or inhibits rules in minilofs.
<code>\[no]slfrule</code>	Activates or inhibits rules in sectlofs.
<code>\[no]pltrule</code>	Activates or inhibits rules in partlots.
<code>\[no]mltrule</code>	Activates or inhibits rules in minilots.
<code>\[no]sltrule</code>	Activates or inhibits rules in sectlots.
<code>\mtcsetrules{mini-table *}{on off}</code>	Activates/inhibits horizontal rules in some or all mini-tables.
<code>\kernafterparttoc</code>	Vertical kerning between a parttoc and its bottom rule.
<code>\kernafterpartlof</code>	Vertical kerning between a partlof and its bottom rule.
<code>\kernafterpartlot</code>	Vertical kerning between a partlot and its bottom rule.
<code>\kernafterminitoc</code>	Vertical kerning between a minitoc and its bottom rule.
<code>\kernafterminilof</code>	Vertical kerning between a minilof and its bottom rule.
<code>\kernafterminilot</code>	Vertical kerning between a minilot and its bottom rule.
<code>\kernaftersecttoc</code>	Vertical kerning between a secttoc and its bottom rule.
<code>\kernaftersectlof</code>	Vertical kerning between a sectlof and its bottom rule.
<code>\kernaftersectlot</code>	Vertical kerning between a sectlot and its bottom rule.

By default, parttocs have no rules; minitocs and secttocs have rules. In articles, parttocs have rules.

Table 3.7: Commands for page numbers

Command	Meaning
<code>\[no]ptcpagenumbers</code>	Activates or inhibits page numbers in parttocs.
<code>\[no]plfpagenumbers</code>	Activates or inhibits page numbers in partlofs.
<code>\[no]pltpagenumbers</code>	Activates or inhibits page numbers in partlots.
<code>\[no]mtcpagenumbers</code>	Activates or inhibits page numbers in minitocs.
<code>\[no]mlfpagenumbers</code>	Activates or inhibits page numbers in minilofs.
<code>\[no]mltpagenumbers</code>	Activates or inhibits page numbers in minilots.
<code>\[no]stcpagenumbers</code>	Activates or inhibits page numbers in secttocs.
<code>\[no]slfpagenumbers</code>	Activates or inhibits page numbers in sectlofs.
<code>\[no]sltpagenumbers</code>	Activates or inhibits page numbers in sectlots.
<code>\mtcsetpagenumbers{mini-table *}{on off}</code>	Activates/inhibits page numbers in some or all mini-tables.

By default, the page numbers are present.

Table 3.8: Commands for mini-tables features

Command	Default	Meaning
<code>\beforeparttoc</code>	<code>\cleardoublepage</code>	Action before a parttoc.
<code>\beforepartlof</code>	<code>\cleardoublepage</code>	Action before a partlof.
<code>\beforepartlot</code>	<code>\cleardoublepage</code>	Action before a partlot.
<code>\afterparttoc</code>	<code>\cleardoublepage</code>	Action after a parttoc.
<code>\afterpartlof</code>	<code>\cleardoublepage</code>	Action after a partlof.
<code>\afterpartlot</code>	<code>\cleardoublepage</code>	Action after a partlot.
<code>\thispageparttocstyle</code>	<code>\thispagestyle{empty}</code>	Page style for a parttoc.
<code>\thispagepartlofstyle</code>	<code>\thispagestyle{empty}</code>	Page style for a partlof.
<code>\thispagepartlotstyle</code>	<code>\thispagestyle{empty}</code>	Page style for a partlot.
<code>\beforeminitoc</code>	<code>\empty</code>	Action before a minitoc.
<code>\beforeminilof</code>	<code>\empty</code>	Action before a minilof.
<code>\beforeminilot</code>	<code>\empty</code>	Action before a minilot.
<code>\afterminitoc</code>	<code>\empty</code>	Action after a minitoc.
<code>\afterminilof</code>	<code>\empty</code>	Action after a minilof.
<code>\afterminilot</code>	<code>\empty</code>	Action after a minilot.
<code>\thispageminitocstyle</code>	<code>\empty</code>	Page style for a minitoc.
<code>\thispageminilofstyle</code>	<code>\empty</code>	Page style for a minilof.
<code>\thispageminilotstyle</code>	<code>\empty</code>	Page style for a minilot.
<code>\beforesecttoc</code>	<code>\empty</code>	Action before a secttoc.
<code>\beforesectlof</code>	<code>\empty</code>	Action before a sectlof.
<code>\beforesectlot</code>	<code>\empty</code>	Action before a sectlot.
<code>\aftersecttoc</code>	<code>\empty</code>	Action after a secttoc.
<code>\aftersectlof</code>	<code>\empty</code>	Action after a sectlof.
<code>\aftersectlot</code>	<code>\empty</code>	Action after a sectlot.
<code>\thispagesecttocstyle</code>	<code>\empty</code>	Page style for a secttoc.
<code>\thispagesectlofstyle</code>	<code>\empty</code>	Page style for a sectlof.
<code>\thispagesectlotstyle</code>	<code>\empty</code>	Page style for a sectlot.
<code>\mtcsetfeature{mini-table}{before after pagestyle}{commands}</code> Modifies the features for a mini-table.		

Table 3.9: Preparation and insertion commands

Type	Phase	Level		
		part	chapter	section
table of contents	preparation	<code>\doparttoc[p]</code>	<code>\dominitoc[p]</code>	<code>\dosecttoc[p]</code>
	insertion	<code>\parttoc[p]</code>	<code>\minitoc[p]</code>	<code>\secttoc[p]</code>
list of figures	preparation	<code>\dopartlof[p]</code>	<code>\dominilof[p]</code>	<code>\dosectlof[p]</code>
	insertion	<code>\partlof[p]</code>	<code>\minilof[p]</code>	<code>\sectlof[p]</code>
list of tables	preparation	<code>\dopartlot[p]</code>	<code>\dominilot[p]</code>	<code>\dosectlot[p]</code>
	insertion	<code>\partlot[p]</code>	<code>\minilot[p]</code>	<code>\sectlot[p]</code>
all	preparation	<code>\mtcprepare[p]</code>		

Each of these commands accepts one optional argument  $p$ , which specifies the position of the title of the mini-table. This argument  $p$  has a global effect for the preparation commands, but local for the insertion commands. It is a letter: [l] for left aligned (default), [c] for centered, [r] for right aligned, [e] or [n] for empty (no title).

Table 3.10: Adjustment commands

Command	Meaning
<code>\adjustptc[n]</code>	Adjusts (increments) the parttoc counter <code>ptc</code> by $n$ .
<code>\adjustmtc[n]</code>	Adjusts (increments) the minitoc counter <code>mtc</code> by $n$ .
<code>\adjuststc[n]</code>	Adjusts (increments) the secttoc counter <code>stc</code> by $n$ .
<code>\decrementptc</code>	Adjusts (decrements by 1) the parttoc counter <code>ptc</code> .
<code>\decrementmtc</code>	Adjusts (decrements by 1) the minitoc counter <code>mtc</code> .
<code>\decrementstc</code>	Adjusts (decrements by 1) the secttoc counter <code>stc</code> .
<code>\incrementptc</code>	Adjusts (increments by 1) the parttoc counter <code>ptc</code> .
<code>\incrementmtc</code>	Adjusts (increments by 1) the minitoc counter <code>mtc</code> .
<code>\incrementstc</code>	Adjusts (increments by 1) the secttoc counter <code>stc</code> .
<code>\mtcaddpart[title]</code>	Adds the title of a <code>\part*</code> in the ToC.
<code>\mtcaddchapter[title]</code>	Adds the title of a <code>\chapter*</code> in the ToC.
<code>\mtcaddsection[title]</code>	Adds the title of a <code>\section*</code> in the ToC.
<code>\mtcfixglossary[chapter section part]</code>	Adjusts the entry for glossary in the ToC.
<code>\mtcfixindex[chapter section part]</code>	Adjusts the entry for index in the ToC.
<code>\begin{mtchideinmaintoc}[depth] ... \end{mtchideinmaintoc}</code>	Environment to hide entries in the main table of contents.
<code>\begin{mtchideinmainlof}[depth] ... \end{mtchideinmainlof}</code>	Environment to hide entries in the main list of figures.
<code>\mtchideinmainlof[depth] ... \endmtchideinmainlof</code>	Pair of commands to hide entries in the main list of figures.
<code>\begin{mtchideinmainlot}[depth] ... \end{mtchideinmainlot}</code>	Environment to hide entries in the main list of tables.
<code>\mtchideinmainlot[depth] ... \endmtchideinmainlot</code>	Pair of commands to hide entries in the main list of tables.

Table 3.11: Obsolete commands

Command	Meaning
<code>\firstpartis{N}</code>	$N$ is the number of the first part.
<code>\firstchapteris{N}</code>	$N$ is the number of the first chapter.
<code>\firstsectionis{N}</code>	$N$ is the number of the first section.

Table 3.12: Classes and packages needing some precautions

P/C	Package	Author(s)	Page(s)	Reference(s)
P	abstract	Peter R. WILSON	50	[251]
P	alnumsec	Frank KÜSTER	50	[152]
* P	alphanum	Felix BRAUN	71	[85]
* C	amsart	$\mathcal{AMS}$	63	[6]
C	amsbook	$\mathcal{AMS}$	63	[6]
* C	amsproc	$\mathcal{AMS}$	63	[6]
P	appendix	Peter R. WILSON	60	[252]
P	captcont	Steven Douglas COCHRAN	50	[95]
P	caption	Axel SOMMERFELDT	50	[223, 224]
P	caption2	Axel SOMMERFELDT	50	[222]
P	ccaption	Peter R. WILSON	50	[255]
P	fncychap	Ulf A. LINDGREN	72	[170]
P	hangcaption	David M. JONES	76	[138]
P	hyperref	Sebastian RAHTZ and Heiko OBERDIEK	59	[195, 213, 214]
* C	jura	Felix BRAUN	71	[85]
P	mcaption	Stephan HENNING	50	[131]
C	memoir	Peter R. WILSON	62	[257, 258]
P	notoccite	Donald ARSENAU	48	[11]
P	placeins	Donald ARSENAU	29	[12]
P	quotchap	Karsten TINNEFELD	50	[232]
P	romannum	Peter R. WILSON	50	[259]
C	scrartcl	Frank NEUKAM, Markus KOHM, Axel KIELHORN, and Jens-Uwe MORAWSKI	71	[194, 147]
C	scrbook	Frank NEUKAM, Markus KOHM, Axel KIELHORN, and Jens-Uwe MORAWSKI	71	[194, 147]
C	scrreprt	Frank NEUKAM, Markus KOHM, Axel KIELHORN, and Jens-Uwe MORAWSKI	71	[194, 147]
P	sectsty	Rowland McDONNELL	67	[182]
P	sfheaders	Maurizio LORETI	72	[172]
P	subfig	Steven Douglas COCHRAN	31	[96]
P	subfigure	Steven Douglas COCHRAN	31	[94]
* P	titlesec	Javier BEZOS	49	[33]
* P	titletoc	Javier BEZOS	49	[33]
P	tocbibind	Peter R. WILSON	47	[253]
P	tocloft	Peter R. WILSON	61, 74	[250]
P	varsect	Daniel TAUPIN <sup>†</sup>	50	[228]

\* Incompatible with `minitoc`.

C Class.

P Package.

## Chapter 4

# Examples of documents

### Contents

4.1	The <code>mtc-2c.tex</code> document file	87
4.2	The <code>mtc-2nd.tex</code> document file	88
4.3	The <code>mtc-add.tex</code> document file	89
4.4	The <code>mtc-ads.tex</code> document file	94
4.5	The <code>mtc-amm.tex</code> document file	100
4.6	The <code>mtc-art.tex</code> document file	100
4.7	The <code>mtc-bk.tex</code> document file	106
4.8	The <code>mtc-bo.tex</code> document file	112
4.9	The <code>mtc-ch0.tex</code> document file	117
4.10	The <code>mtc-cri.tex</code> document file	118
4.11	The <code>mtc-fo1.tex</code> document file	119
4.12	The <code>mtc-fo2.tex</code> document file	120
4.13	The <code>mtc-hia.tex</code> document file	121
4.14	The <code>mtc-hir.tex</code> document file	122
4.15	The <code>mtc-hop.tex</code> document file	123
4.16	The <code>mtc-liv.tex</code> document file	124
4.17	The <code>mtc-mem.tex</code> document file	128
4.18	The <code>mtc-mm1.tex</code> document file	128
4.19	The <code>mtc-mu.tex</code> document file	130
4.20	The <code>mtc-sbf.tex</code> document file	131
4.21	The <code>mtc-scr.tex</code> document file	133
4.22	The <code>mtc-syn.tex</code> document file	135
4.23	The <code>mtc-tbi.tex</code> document file	136
4.24	The <code>mtc-tlc.tex</code> document file	137
4.25	The <code>mtc-tsf.tex</code> document file	138

This chapter shows the code of some examples of documents. Some are extracted or derived from real documents, others are just demonstrations to illustrate problems or features. The code of specific example files has been shown earlier: `mtc-apx.tex` on page 63, `mtc-hi1.tex` on page 65, `mtc-hi2.tex` on page 65, `mtc-gap.tex` on page 73, and `mtc-tlo.tex` on page 75,

## 4.1 The `mtc-2c.tex` document file

This document shows the use of the `minitoc` package in a document with a two columns layout. The layout uses the `multicol` standard package [185] and its `multicols` environment. We set `\mtcindent` to zero. We test several combinations. If a minitoc is long enough to be splitted on both columns, the result may be funny.

```

219 \documentclass[12pt,a4paper]{report}
220 \usepackage{multicol}
221 \usepackage{lipsum}
222 \usepackage%
223 [tight,latin,listfiles]{minitoc}
224 \usepackage[latin]{babel}
225 \setlength{\mtcindent}{0pt}
226 \begin{document}
227 \dominitoc
228 \tableofcontents

```

Two first chapters with a standard chapter head, a minitoc on one full width column, then the body of the chapter on two columns:

```

231 \chapter{Primum capitulum}
232 \begin{multicols}{2}[\minitoc]
233 \section{Prima sectio}
234 \lipsum[1-2]
235 \section{Secunda sectio}
236 \lipsum[3-4]
237 \end{multicols}
238 \chapter{Secundum capitulum}
239 \begin{multicols}{2}[\minitoc]
240 \section{Prima sectio}
241 \lipsum[5-6]

```

```

242 \section{Secunda sectio}
243 \lipsum[7-8]
244 \section{Tertia sectio}
245 \lipsum[9-10]
246 \end{multicols}

```

A third chapter entirely on two columns, so the chapter head and the minitoc are in the first column:

```

247 \begin{multicols}{2}
248 \chapter{Tertium capitulum}
249 \minitoc
250 \section{Prima sectio}
251 \lipsum[11-12]
252 \section{Secunda sectio}
253 \lipsum[13-14]
254 \section{Tertia sectio}
255 \lipsum[15-16]
256 \end{multicols}

```

A fourth chapter, with the chapter head on one column, and the minitoc and the chapter body on two columns (the minitoc is in the first column):

```

257 \chapter{Quadrum capitulum}
258 \begin{multicols}{2}
259 \minitoc
260 \section{Prima sectio}
261 \lipsum[16-17]
262 \section{Secunda sectio}
263 \lipsum[18-19]
264 \section{Tertia sectio}
265 \lipsum[20-21]
266 \end{multicols}
267 \end{document}
268 \end{mtc-2c}

```

## 4.2 The `mtc-2nd.tex` document file

This document tests the `french2.mld` minitoc language definition file (section 13.60 on page 462) and its supporting code in the `minitoc` package. First, the preamble of the document uses the `french2` minitoc package language option<sup>1</sup>:

```
269 \*mtc - 2nd>
270 %% Test de french2.mld:
271 %% « seconde » ou « deuxième » partie?
272 %% compilez 3 fois.
273 \documentclass{report}
274 \usepackage[french2,tight,listfiles]{minitoc}
275 \usepackage[french]{babel}
276 \usepackage{franc,frnew}
277 \usepackage[OT1,TS1,T1]{fontenc}
278 \usepackage[isolatin]{inputenc}
279 \usepackage{mypatches}
280 \begin{document}
```

We test if there is only two parts: if yes, we will use “seconde”. Else (zero, one, three or more parts), we will use “deuxième”.

```
281 \ifmtcsecondpart
282 Il n'y a que 2 parties: seconde.
283 \else
284 Il y a une partie ou plus de deux parties: deuxième.
285 \fi
286 \clearpage
```

The body of the document, with two parts:

```
287 \doparttoc
288 \faketableofcontents
289 \part{P1}
290 \parttoc
291 \chapter{P1C1}
292 \chapter{P1C2}
293 \part{P2}
294 \parttoc
295 \chapter{P2C1}
296 \chapter{P2C2}
```

If you want also a third part, comment out this line and recompile 3 times:

```
297 %% Commentez la ligne suivante puis recompilez 2 ou 3 fois.
298 \end{document}
299 \part{P3}
300 \parttoc
```

---

<sup>1</sup> The `franc`, `frnew` and `mypatches` packages are local additions, provided with the `minitoc` package.



Observe the titles of the parttocs when the document has two then three parts. Note the changes after each compilation. You can play by adding and removing parts. It would be interesting to add a starred part, with starred chapters, at the beginning of the document, this part and these chapters having their entries in the TOC. By example, try to add the following lines after `\faketableofcontents`:

and you will see how the parttoc of the new starred part is titled.

This document shows how to add special entries in the table of contents, and the interaction with the `tocbibind` package [253].

Load the minitoc package, or mtcoff.

```
318 \usepackage[tight,hints,listfiles]{minitoc}
319 %%\usepackage{mtcoff}
```

```

320 \makeindex
321 \begin{document}

```

We call the mini-table preparation commands:

```

322 \dominitoc
323 \dominilof
324 \dominilot

```

We are using the `tocbibind` package to add special entries in the table of contents, so we must take the precautions specified in section 1.5.5 on page 47:

```

325 \tableofcontents
326 \mtcaddchapter
327 \listoffigures
328 \mtcaddchapter
329 \listoftables
330 \mtcaddchapter

```

For a chapter, we want a minitoc, a minilof and a minitoc:

```

331 \chapter{First chapter}\index{chapter!normal}
332 \minitoc
333 \mtcskip
334 \minilof
335 \mtcskip
336 \minilot

```

Then the text of the chapter, with sections, figures and tables:

```

337 \section{First section}
338
339 \begin{figure}[tp]
340 \caption{First figure}
341 \end{figure}
342 \begin{table}[tp]
343 \caption{First table}
344 \end{table}
345
346 \section{Second section}
347 A small nice citation from~\cite{dark}:\!
348 \index{small}\index{citation}\index{nice}\index{A}\index{a}%
349 \index{and}\index{bird}\index{But}\index{cannot}%
350 \index{claim}\index{great}\index{he}\index{I}%
351 \index{imagine}\index{it}\index{know}\index{land}%
352 \index{on}\index{once}\index{that}\index{to}\index{tree}%
353 \index{would}\index{yes}%
354 \textsf{A bird cannot land once on a great tree and claim to know it.}
355 But I imagine that he would, yes.\!
356 \hbox{}\hfill
357 Iain~M.~\textsc{Banks}~(1993),~\textsl{Against~a~dark~background.}%

```

```

358 \index{Iain}\index{Banks}\index{Against}\index{dark}\index{background}
359
360 \begin{figure}[tp]
361 \caption{Second figure}
362 \end{figure}
363 \begin{table}
364 \caption{Second table}
365 \end{table}

```

A starred chapter requires a special treatment; three solutions are possible. You can test variations on the `\mtcaddchapter` command. Just uncomment one (and only one) of the `\mtcaddchapter` commands after `\chapter*` in the source code of `mtc-add.tex`. For each case, look at the Table of Contents and the involved chapter.

```

366 \chapter*{Second chapter, starred}
367 \index{chapter!starred}
368 %% UNCOMMENT ONE AND ONLY ONE OF THE 3 FOLLOWING LINES
369 \mtcaddchapter[Second chapter, starred] % OK
370 %%\mtcaddchapter[~] % produce a (strange) correct result. OK
371 %%\addcontentsline{toc}{xchapter}{}
372 %%%\addcontentsline{toc}{xchapter}{}
373 %%\mtcaddchapter[] % BAD SOLUTION
374 %%\mtcaddchapter % BAD SOLUTION
375 %%%\addcontentsline{toc}{xchapter}{}
376 \index{tests}
377
378 This is a starred chapter; you can test here variations on
379 the \verb|\mtcaddchapter| command. Just uncomment one (and
380 only one) of the \verb|\mtcaddchapter| commands after
381 \verb|\chapter*| in the source code of \texttt{mtc-add.tex}.
382 For each case, look at the \index{Table of Contents}Table of Contents
383 and at this chapter.
384 \index{a}\index{added}\index{after}\index{also}\index{and}%
385 \index{at}\index{can}\index{case}\index{chapter}\index{code}%
386 \index{command}\index{commands}\index{Contents}\index{each}%
387 \index{entries}\index{For}\index{here}\index{I}\index{in}%
388 \index{index}\index{is}\index{Just}\index{just}\index{look}%
389 \index{lot}\index{of}\index{on}\index{one}\index{only}%
390 \index{source}\index{starred}\index{Table}\index{test}%
391 \index{the}\index{This}\index{this}\index{to}\index{uncomment}%
392 \index{variations}\index{you}%
393 I also added a lot of index entries, just to test.
394
395 \chapter{Third chapter}
396 \index{chapter!normal}
397 \minitoc
398 \mtcskip
399 \minilof
400 \mtcskip
401 \minilot
402 \section{Third section}
403
404 \begin{figure}

```

```

405 \caption{Third figure}
406 \end{figure}
407 \begin{table}
408 \caption{Third table}
409 \end{table}
410
411 \section{Fourth section}
412
413 \begin{figure}
414 \caption{Fourth figure}
415 \end{figure}
416 \begin{table}
417 \caption{Fourth table}
418 \end{table}

```

As we want to add an entry for the bibliography in the table of contents, and we use the `tocbibind` package for that, we must add a correction with `\adjustmtc`:

```

419 \nocite*
420 \def\noopsort#1{\relax}
421 \bibliographystyle{plain}
422 \bibliography{mtc-add}
423 \adjustmtc

```

As we want to add an entry for the index in the table of contents, and we use the `tocbibind` package for that, we must add a correction; two solutions are available: use `\mtcfixindex` or the other given three lines:

```

424 \printindex
425 %%\mtcfixindex % use this OR the 3 following lines
426 \addcontentsline{lof}{xchapter}{}
427 \addcontentsline{lot}{xchapter}{}
428 \mtcaddchapter
429 %%
430
431 \appendix
432 \chapter{App.~1}
433 \index{chapter!appendix}
434 \minitoc
435 \mtcskip
436 \minilof
437 \mtcskip
438 \minilot
439 \section{Fifth section}
440
441 \begin{figure}
442 \caption{Fifth figure}
443 \end{figure}
444 \begin{table}
445 \caption{Fifth table}
446 \end{table}
447

```

```

448 \section{Sixth section}
449
450 \begin{figure}
451 \caption{Sixth figure}
452 \end{figure}
453 \begin{table}
454 \caption{Sixth table}
455 \end{table}

```

The next chapter asks for a minitoc, a minilof and a minilot, but contains no tables; hence the minitoc package will give some warnings.

```

456 \chapter{App.~2}
457 \index{chapter!appendix}
458 %% contains no tables but asks for a minilot! No minilot printed.
459 \minitoc
460 \mtcskip
461 \minilof
462 \mtcskip
463 \minilot
464 \section{Seventh section}
465 \begin{figure}
466 \caption{Seventh figure}
467 \end{figure}
468 \begin{figure}
469 \caption{Eighth figure}
470 \end{figure}
471
472 \section{Eighth section}
473
474 \begin{figure}
475 \caption{Ninth figure}
476 \end{figure}
477 \begin{figure}
478 \caption{Eleventh figure}
479 \end{figure}
480
481 \end{document}
482 </mtc – add>

```

And we need also its small bibliographic data base:

- the english documentation of the minitoc package [107]:

```

483 <*mtc – addbib>
484 @MISC{minitoc,
485       TITLE="The {\texttt{minitoc}} package",
486       AUTHOR="Drucbert, Jean-Pierre F.",
487       ADDRESS="{\texttt{drucbert@onera.fr}}",
488       NOTE="{\url{CTAN:macros/latex/contrib/minitoc/minitoc.pdf}}",
489       MONTH=aug,
490       YEAR=2006}
491

```

- the french documentation of the minitoc package [106]:

```

492 @MISC{fminitoc,
493     TITLE="Le paquetage {\texttt{minitoc}}",
494     AUTHOR="Drucbert, Jean-Pierre F.",
495     ADDRESS="{\texttt{drucbert@onera.fr}}",
496     NOTE="{\url{CTAN:macros/latex/contrib/minitoc/fminitoc.pdf}}",
497     MONTH=aug,
498     YEAR=2006}
499

```

- the documentation of the shorttoc package [105]:

```

500 @MISC{shorttoc,
501     TITLE="The {\texttt{shorttoc}} package",
502     AUTHOR="Drucbert, Jean-Pierre F.",
503     ADDRESS="{\texttt{drucbert@onera.fr}}",
504     NOTE="{\url{CTAN:macros/latex/contrib/shorttoc/shorttoc.dtx}}",
505     MONTH=aug,
506     YEAR=2002}
507

```

- a novel [15] from which a short citation is taken:

```

508 @BOOK{dark,
509     TITLE="{Against a Dark Background}",
510     AUTHOR="Banks, Iain Menzies",
511     PUBLISHER="Bantam Books",
512     ISBN="0553292240 (pb)",
513     YEAR=1993}
514 </mtc – addbib>

```

## 4.4 The mtc-ads.tex document file

This document uses the `article` class and shows some problems for adding special entries in the table of contents and some problems with floating objects. We need to use the `tocbibind` package [253] for the first ones and the `minitoc` `insection` package option to avoid the drift if floating objects outside of their section. That gives the following document preamble:

```

515 <*mtc – ads>
516 \documentclass[oneside,12pt,a4paper]{article}
517 \usepackage{url,tocbibind,makeidx}
518 \makeatletter
519 \newif\ifscan@allowed
520 \scan@allowedtrue
521 \makeatother
522 \def\dotfil{\leaders\hbox to.6em{\hss.\hss}\hfil}%
523 \def\pfill{\unskip~\dotfill\penalty500\strut\nobreak
524     \dotfil~\ignorespaces}%
525 \usepackage[tight,hints,insection,listfiles]{minitoc}
526 %%\usepackage{mtcoff}
527 \makeindex

```

The preparation commands:

```
528 \begin{document}
529 \doparttoc \dopartlof \dopartlot
530 \dosecttoc \dosectlof \dosectlot
```

The commands to prepare the table of contents, the list of figures and the list of tables. As we use the `tocbibind` package, we must add some `\mtcaddsection` commands:

```
531 \setcounter{tocdepth}{6}
532 \setcounter{parttocdepth}{6}
533 \setcounter{secttocdepth}{6}
534 \tableofcontents
535 \mtcaddsection
536 \listoffigures
537 \mtcaddsection
538 \listoftables
539 \mtcaddsection
```

The body of the document: a part with its part-level mini-tables, some sections with their section-level mini-tables. The document has an index and contains figures and tables.

```
540 \part{Part~1}
541 \parttoc \mtcskip \partlof \mtcskip \partlot
542
543 \section{First section}
544 \index{section!normal}
545 \secttoc \mtcskip \sectlof \mtcskip \sectlot
546 \subsection{First subsection}
547
548 \begin{figure}[tp]
549 \caption{First figure}
550 \end{figure}
551 \begin{table}[tp]
552 \caption{First table}
553 \end{table}
554
555 \subsection{Second subsection}
556 A small nice citation from~\cite{dark}:\
557 \index{small}\index{citation}\index{nice}\index{A}%
558 \index{a}\index{and}\index{bird}\index{But}%
559 \index{cannot}\index{claim}\index{great}\index{he}%
560 \index{I}\index{imagine}\index{it}\index{know}%
561 \index{land}\index{on}\index{once}\index{that}%
562 \index{to}\index{tree}\index{would}\index{yes}%
563 A bird cannot land once on a great tree and claim to know it.
564 But I imagine that he would, yes.\
565 \hbox{}\hfill
566 Iain M. Banks (1993), \textsl{Against a dark background.}%
567 \index{Iain}\index{Banks}\index{Against}\index{dark}%
568 \index{background}
569 \begin{figure}[tp]
```

```

570 \caption{Second figure}
571 \end{figure}
572 \begin{table}
573 \caption{Second table}
574 \end{table}

```

Here, we try a starred section, with its entry in the table of contents. You can try several solutions (good or bad).

```

575 \section*{Second section, starred}
576 \index{section!starred}
577 %% UNCOMMENT ONE AND ONLY ONE OF THE 4 FOLLOWING LINES
578 \mtcaddsection[Second section, starred] % OK
579 %%\mtcaddsection[] % BAD
580 %%\mtcaddsection[~] % produce a (strange) correct result.
581 %%\mtcaddsection % BAD
582 %%%\mtcaddsection[~] % produce a (strange) correct result.
583 \index{tests}
584
585 This is a starred section; you can test here variations on
586 the \verb|\mtcaddsection| command. Just uncomment one (and
587 only one) of the \verb|\mtcaddsection| commands after
588 \verb|\section*| in the source code of \texttt{mtc-add.tex}.
589 For each case, look at the \index{Table of Contents}Table of Contents
590 and at this section.
591 \index{a}\index{added}\index{after}\index{also}\index{and}%
592 \index{at}\index{can}\index{case}\index{section}%
593 \index{code}\index{command}\index{commands}%
594 \index{Contents}\index{each}\index{entries}\index{For}%
595 \index{here}\index{I}\index{in}\index{index}\index{is}%
596 \index{Just}\index{just}\index{look}\index{lot}%
597 \index{of}\index{on}\index{one}\index{only}\index{source}%
598 \index{starred}\index{Table}\index{test}\index{the}%
599 \index{This}\index{this}\index{to}\index{uncomment}%
600 \index{variations}\index{you}%
601 I also added a lot of index entries, just to test.
602
603 \section{Third section}
604 \index{section!normal}
605 \secttoc \mtcskip \sectlof \mtcskip \sectlot
606 \subsection{Third subsection}
607
608 \begin{figure}
609 \caption{Third figure}
610 \end{figure}
611 \begin{table}
612 \caption{Third table}
613 \end{table}
614
615 \subsection{Fourth subsection}
616
617 \begin{figure}
618 \caption{Fourth figure}

```



```

619 \end{figure}
620 \begin{table}
621 \caption{Fourth table}
622 \end{table}
623
624 \subsubsection{Even a sub-sub-section!}
625 \subsubsection{And yet another one}
626
627 \part{Part~2}
628 \parttoc \mtcskip \partlof \mtcskip \partlot
629
630 \section{Fourth section}
631 \index{section!normal}
632 \secttoc \mtcskip \sectlof \mtcskip \sectlot
633 \subsection{Fifth subsection}
634
635 \begin{figure}[tp]
636 \caption{Fifth figure}
637 \end{figure}
638 \begin{table}[tp]
639 \caption{Fifth table}
640 \end{table}
641
642 \subsection{Sixth subsection}
643 A small nice citation from~\cite{dark}:\!
644 \index{small}\index{citation}\index{nice}\index{A}%
645 \index{a}\index{and}\index{bird}\index{But}%
646 \index{cannot}\index{claim}\index{great}\index{he}%
647 \index{I}\index{imagine}\index{it}\index{know}%
648 \index{land}\index{on}\index{once}\index{that}%
649 \index{to}\index{tree}\index{would}\index{yes}%
650 A bird cannot land once on a great tree and claim to know it.
651 But I imagine that he would, yes.\!
652 \hbox{}\hfill
653 Iain M. Banks (1993), \textsl{Against a dark background.}%
654 \index{Iain}\index{Banks}\index{Against}%
655 \index{dark}\index{background}
656
657 \begin{figure}[tp]
658 \caption{Sixth figure}
659 \end{figure}
660 \begin{table}
661 \caption{Sixth table}
662 \end{table}
663
664 \section*{Fifth section, starred}
665 \index{section!starred}
666 %% UNCOMMENT ONE AND ONLY ONE OF THE 4 FOLLOWING LINES
667 \mtcaddsection[Fifth section, starred] % OK
668 %%\mtcaddsection[] % OK
669 %%\mtcaddsection[~] % produce a (strange) correct result.
670 %%\mtcaddsection % OK
671 %%%%%%%%%%%
672 \index{tests}

```

```

673
674 This is a starred section; you can test here variations on
675 the \verb|\mtcaddsection| command. Just uncomment one (and
676 only one) of the \verb|\mtcaddsection| commands after
677 \verb|\section*| in the source code of \texttt{mtc-add.tex}.
678 For each case, look at the \index{Table of Contents}Table of Contents
679 and at this section.\index{a}%
680 \index{added}\index{after}\index{also}\index{and}%
681 \index{at}\index{can}\index{case}\index{section}%
682 \index{code}\index{command}\index{commands}\index{Contents}%
683 \index{each}\index{entries}\index{For}\index{here}%
684 \index{I}\index{in}\index{index}\index{is}%
685 \index{Just}\index{just}\index{look}\index{lot}%
686 \index{of}\index{on}\index{one}\index{only}%
687 \index{source}\index{starred}\index{Table}\index{test}%
688 \index{the}\index{This}\index{this}\index{to}%
689 \index{uncomment}\index{variations}\index{you}%
690 I also added a lot of index entries, just to test.
691
692 \section{Sixth section}
693 \index{section!normal}
694 \secttoc \mtcskip \sectlof \mtcskip \sectlot
695 \subsection{Seventh subsection}
696
697 \begin{figure}
698 \caption{Seventh figure}
699 \end{figure}
700 \begin{table}
701 \caption{Seventh table}
702 \end{table}
703
704 \subsection{Eighth subsection}
705
706 \begin{figure}
707 \caption{Eighth figure}
708 \end{figure}
709 \begin{table}
710 \caption{Eighth table}
711 \end{table}

```

The bibliography: as we want an entry for it in the table of contents, we use the `tocbibind` package [253] and a correction with `\adjuststc`:

```

712 \nocite*
713 \def\noopsort#1{\relax}
714 \bibliographystyle{plain}
715 \bibliography{mtc-add}
716 \adjuststc

```

The index: as we want an entry for it in the table of contents, we use the `tocbibind` package [253] and a correction with `\mtcfixindex`:

```

717 \printindex

```

```

718 \mtcfixindex % use this OR the 2 following lines
719 %%\addcontentsline{lof}{xsect}{}
720 %%\addcontentsline{lot}{xsect}{}
721 %%\mtcaddsection
722
723 \appendix
724 \section{App.~1}
725 \index{section!appendix}
726 \secttoc \mtcskip \sectlof \mtcskip \sectlot
727 \subsection{Ninth subsection}
728
729 \begin{figure}
730 \caption{Ninth figure}
731 \end{figure}
732 \begin{table}
733 \caption{Ninth table}
734 \end{table}
735
736 \subsection{Tenth subsection}
737
738 \begin{figure}
739 \caption{Tenth figure}
740 \end{figure}
741 \begin{table}
742 \caption{Tenth table}
743 \end{table}
744
745 \section{App.~2}
746 \index{section!appendix}
747 %% contains no tables but asks for a sectlot! No sectlot printed.
748 \secttoc \mtcskip \sectlof \mtcskip \sectlot
749 \subsection{Eleventh subsection}
750
751 \begin{figure}
752 \caption{Eleventh figure}
753 \end{figure}
754 \begin{figure}
755 \caption{Twelfth figure}
756 \end{figure}
757
758 \subsection{Twelfth subsection}
759
760 \begin{figure}
761 \caption{Thirteenth figure}
762 \end{figure}
763 \begin{figure}
764 \caption{Fourteenth figure}
765 \end{figure}
766
767 \end{document}
768 </mtc - ads>

```

## 4.5 The mtc-amm.tex document file

This example shows the use of the `appendices` environment in a memoir class document when the `minitoc` package is loaded. First, the preamble:

```

769 \*mtc-amm)
770 \documentclass[oneside]{memoir}
771 \usepackage{lipsum} % filling text
772 \usepackage%
773   [tight,listfiles]{minitoc}
774 \begin{document}
775 \dominitoc
776 \tableofcontents
777 \adjustmtc
778 \chapter{First chapter}
779 \minitoc
780 \lipsum[1]
781 \section{First section}
782 \lipsum[2]

```

The `appendices` are set in an `appendices` environment; we can

add an entry in the TOC with `\addappheadtotoc` (a command from the memoir class):

```

783 \begin{appendices}
784 \addappheadtotoc
785 \chapter{Afterthought}
786 \minitoc
787 \lipsum[3]
788 Afterthought appendix
789 \section{Further remarks}
790 \lipsum[4]
791 \end{appendices}
792 \chapter{Conclusion}
793 \minitoc
794 \section{Bye}
795 \lipsum[5]
796 \end{document}
797 \*mtc-amm)

```

## 4.6 The mtc-art.tex document file

This is a basic document using the `minitoc` package. It contains sections but no chapters, so it must use an article-like document class. You should work on a *copy* of this file and can alter its preamble and its contents to make experiments with parameters. A typical preamble follows:

```

798 \*mtc-art)
799 %%%%%%%%%%%%%%% A example file (may differ from previous versions)
800 % mtc-art.tex
801 % This file contains a set of tests for the minitoc.sty version #50
802 % package. You can alter most of parameters to test.
803 % article (\section must be defined)
804 \documentclass[12pt,a4paper]{article}
805 \usepackage{lipsum} % provides filling text
806 %\usepackage{hyperref} % If used, load it BEFORE minitoc
807 \usepackage[tight,insection,listfiles]{minitoc}
808 \setcounter{secnumdepth}{5} % depth of numbering of sectioning commands
809 \setcounter{tocdepth}{3} % depth of table of contents
810 \setlength{\stcindent}{24pt} % indentation of sectocs, default
811 % % font for sectocs, default
812 \renewcommand{\stcfont}{\small\rmfamily\upshape\mdseries}%

```

```

813 %%                                % font for secttocs, subsections
814 %%\renewcommand{\stcSSfont}{\small\sf}%
815 %% you can make experiments with \stcSSfont, \stcPfont and \stcSPfont
816 %% but it is ‘fontomania’...
817 \raggedbottom                    % or \flushbottom, at your choice

```

If you want to use sections numbered in each part (the section number restarts to 1 at the beginning of each part), uncomment the 3 lines of code below. This demonstrates that the numbering of the secttoc files is independent of the numbering of the sections (it is absolute).

```

818 %% TEST: uncomment the next line to test
819 %% resetting section number in each part
820 %%\makeatletter \@addtoreset{section}{part} \makeatother
821 %% END TEST

```

We begin the body of the document. You can still alter some parameters (presence or absence of rules and page numbers in the mini-tables):

```

822 \begin{document}

```

The preparation commands, with their optional argument if necessary:

```

823 \dosecttoc
824 \dosectlof[c]                % center titles of the sectlofs
825 \dosectlot
826 \doparttoc                   % test of parttoc/partlof stuff
827 \dopartlof                   % added in version #15
828 \dopartlot                   % added in version #15

```

It is necessary to create the contents files; use the “fake” version to not print.

```

829 \faketableofcontents         % or \tableofcontents
830 \fakelistoffigures           % to check compatibility
831 \fakelistoftables            % to check compatibility

```

There is the text of the document, with its sectionning commands; we define a part, with a parttoc, a partlof (with the title on the right) and a parttoc:

```

832 \part{First Part}
833 \parttoc
834 \partlof[r]
835 \partlot

```

A section, in two columns mode, with a secttoc (title on the right), and a sectlof; this section contains subsections to make a non-empty secttoc but no figures (to detect an empty sectlof).

```

836 \twocolumn\sloppy            % the secttoc in twocolumn layout is ugly,
837                               % but works. Ideas to make it better?
838 \section{AAAAA}               % a section with a lot of sections

```

```

839 \secttoc[r]                                % secttoc title on the right
840 \mtcskip \sectlof %ADDED
841 \lipsum[1]
842 \subsection{S1}
843 \lipsum[2]
844 \subsection{S2}
845 \lipsum[3]
846 \subsection{S3}
847 \lipsum[4]
848 \subsection*{S4}
849 %%\addcontentsline{toc}{starsubsection}{*S4*}
850 \lipsum[5]
851 \subsection{S5}
852 \lipsum[6]
853 \subsection{S6}
854 \lipsum[7]
855 \subsection{S7}
856 \lipsum[8]
857 \subsection{S8}
858 \lipsum[9]
859 \subsection{S9}
860 \lipsum[10]
861 \subsection{S10}
862 \lipsum[11]
863 \subsection{S11}
864 \lipsum[12]
865 \subsection{S12}
866 \lipsum[13]
867 \subsection{S13}
868 \lipsum[14]
869 \subsection{S14}
870 \lipsum[15]
871 \subsection{S15}
872 \lipsum[16]
873 \subsection{S16}
874 \lipsum[17]
875 \subsection{S17}
876 \lipsum[18]
877 \subsection{S18}
878 \lipsum[19]
879 \subsection{S19}
880 \lipsum[20]
881 \subsection{S20}
882 \lipsum[21]
883 \subsection{S21}
884 \lipsum[22]
885 \subsection{S22}
886 \lipsum[23]
887 \subsection{S23}
888 \lipsum[24]
889 \subsection{S24}
890 \lipsum[25]
891 \subsection{S25}
892 \lipsum[26]

```

```

893 \subsection{S26}
894 \lipsum[27]
895 \subsection{S27}
896 \lipsum[28]
897 \subsection{S28}
898 \lipsum[29]
899 \subsection{S29}
900 \lipsum[30]
901 \subsection{S30}
902 \lipsum[31]

```

We return to the one column mode. Then a section with a secttoc and a sectlof (there are subsections and figures). The insection package option should ensure that floating objects (like figures) do not drift outside their section.

```

903 \onecolumn\fussy           % back to one column
904 \section{BBBBB}
905 \secttoc
906 \mtcskip                   % put some skip here
907 \sectlof                   % a sectlof
908 \lipsum[32]
909 \subsection{T1}
910 \lipsum[33]
911 \begin{figure}[t]           % tests compatibility with floating bodies
912 \setlength{\unitlength}{1mm}
913 \begin{picture}(100,50)
914 \end{picture}
915 \caption{F1}               % (I have not tested tables, but it is similar)
916 \end{figure}
917 \FloatBarrier
918 \subsubsection[t1]{T1} % tests optional arg. of a sectionning command
919 \lipsum[34]
920 \paragraph{TTT1}
921 \lipsum[35]
922 \subparagraph{TTTT1}
923 \lipsum[36]
924 \begin{figure}[t]
925 \setlength{\unitlength}{1mm}
926 \begin{picture}(100,50)
927 \end{picture}
928 \caption[f2]{F2}           % tests optional arg. of a caption
929 \end{figure}
930 \FloatBarrier
931 \subsection{T2}
932 \lipsum[37]
933 \section*{CCCCC}           % tests a pseudo-section. should have no secttoc
934 %%\addstarredsection{CCCCC}
935 \mtcaddsection[CCCCC]
936 \secttoc \mtcskip \sectlof %ADDED
937 \lipsum[38]
938 \subsection{U1}
939 \lipsum[39]
940 \subsubsection{UU1}

```

```

941 \lipsum[40]
942 \paragraph{UUU1}
943 \lipsum[41]
944 \subparagraph{UUUU1}
945 \lipsum[42]
946 \subsection{U2}
947 \lipsum[43]
948 \part{Second Part}
949 \parttoc
950 \partlof[c]
951 \partlot
952 %%                                % the following section should have no secttoc,
953 \section{DDDDD}                  % but if you uncomment \secttoc,
954 %%\secttoc
955 \mtcskip \sectlof %ADDED
956 %                                % the secttoc appears
957 \lipsum[44]
958 \subsection{V1}
959 \lipsum[45]
960 \subsubsection{VV1}
961 \lipsum[46]
962 \paragraph{VVV1}
963 \lipsum[47]
964 \subparagraph{VVVV1}
965 \lipsum[48]
966 \begin{figure}[t]                % tests compatibility with floating bodies
967 \setlength{\unitlength}{1mm}
968 \begin{picture}(100,50)
969 \end{picture}
970 \caption{F3}                    % (I have not tested tables, but it is similar)
971 \end{figure}
972 \FloatBarrier
973 \lipsum[49]
974 \subsection{V2}
975 \lipsum[50]

```

We change the depth of the secttocs, inside a local group (a pair of braces):

```

976 \section{EEEE}                  % this section should have a secttoc
977 {%                               % left brace, see below
978 \setcounter{secttocdepth}{3}    % depth of sect table of contents;
979                                % try with different values.
980 \secttoc
981 \mtcskip \sectlof %ADDED
982 }                               % right brace
983 %% this pair of braces is used to keep local the change
984 %% on secttocdepth.
985 \lipsum[51]
986 \subsection{W1}                  % with the given depth
987 \lipsum[52]
988 \subsubsection{WW1}
989 \lipsum[53]
990 \paragraph{WWW1}

```



```

991 \lipsum[54]
992 \begin{figure}[t]           % tests compatibility with floating bodies
993 \setlength{\unitlength}{1mm}
994 \begin{picture}(100,50)
995 \end{picture}
996 \caption{F4}               % (I have not tested tables, but it is similar)
997 \end{figure}
998 \FloatBarrier
999 bla bla bla bla bla bla bla bla bla bla bla
1000 \subparagraph{WWW1}
1001 \lipsum[55]
1002 \subsection{W2}
1003 \lipsum[56]
1004 \chapter*{}
1005 \part{Appendices}
1006 \parttoc
1007 \mtcskip
1008 \partlof
1009 \mtcskip
1010 \partlot
1011 \FloatBarrier
1012 \appendix
1013 \section{Comments}
1014 \lipsum[57]
1015 \secttoc
1016 \mtcskip \sectlof %ADDED
1017 \subsection{C1}
1018 \lipsum[58]
1019 \subsection{C2}
1020 \lipsum[59]
1021 \subsection{C3}
1022 \lipsum[60]
1023 \begin{figure}[hb]         % tests compatibility with floating bodies
1024 \setlength{\unitlength}{1mm}
1025 \begin{picture}(100,50)
1026 \end{picture}
1027 \caption{F5}               % (I have not tested tables, but it is similar)
1028 \end{figure}
1029 \FloatBarrier
1030 \subsection{C4}
1031 \lipsum[61]
1032 \FloatBarrier
1033 \section{Evolution}
1034 \secttoc
1035 \sectlof % empty
1036 \sectlot % empty
1037 \lipsum[62]
1038 \subsection{D1}
1039 \lipsum[63]
1040 \subsection{D2}
1041 \lipsum[64]
1042 \subsection{D3}
1043 \lipsum[65]
1044 \subsection{D4}

```

```

1045 \lipsum[66]
1046 \end{document}
1047 </mtc - art>

```

## 4.7 The mtc-bk.tex document file

This is a basic document using the minitoc package. It contains chapters, so it must use a book-like or report-like document class. You should work on a *copy* of this file and can alter its preamble and its contents to make experiments with parameters. A typical preamble follows:

```

1048 <*mtc - bk>
1049 %%%%%%%%%%%%%%% A example file (differs from previous versions)
1050 % mtc-bk.tex
1051 % This file contains a set of tests for the minitoc.sty version #50
1052 % package file. You can alter most of parameters to test.
1053 % book/report (\chapter must be defined).
1054 % You can use a copy of this file to play with minitoc
1055 % commands and parameters.
1056 \documentclass[12pt,a4paper]{report} % the report class uses less pages
1057 %\documentclass[12pt,a4paper]{book}
1058 \usepackage{lipsum} % provides filling text
1059 %\usepackage{hyperref} % if used, load it BEFORE minitoc
1060 %\usepackage{mtcoff}
1061 \usepackage[tight,listfiles]{minitoc} % tight option make shorter mini-tables
1062 \setcounter{secnumdepth}{5} % depth of numbering of sectionning commands
1063 \setcounter{tocdepth}{3} % depth of table of contents
1064 \setlength{\mtcindent}{24pt} % indentation of minitocs, default
1065 \renewcommand{\mtcfont}{\small\rm} % font for minitocs, default
1066 \renewcommand{\mtcSfont}{\small\bf} % font for minitocs, sections, default
1067 %\renewcommand{\mtcSSfont}{\small\sf} % font for minitocs, subsections
1068 % you can make experiments with \mtcSSfont, \mtcPfont and \mtcSPfont
1069 % but it is "fontomania"...
1070 \raggedbottom % or \flushbottom, at your choice

```

If you want to use chapters numbered in each part (the chapter number restarts to 1 at the beginning of each part), uncomment the 3 lines of code below. This demonstrates that the numbering of the minitoc files is independent of the numbering of the chapters (it is absolute).

```

1071 %%% TEST: uncomment the 3 next lines to test
1072 %%% resetting chapter number in each part
1073 %%%\makeatletter
1074 %%%\@addtoreset{chapter}{part}
1075 %%%\makeatother
1076 %%% END TEST

```

We begin the body of the document. You can still alter some parameters (presence or absence of rules and page numbers in the mini-tables):

```

1077 \begin{document}
1078 \mtcpagenumbers
1079 \noptcrule
1080 %% \nomtcrule                % suppresses minitoc rules
1081 %% \nomtcpagenumbers         % suppresses minitoc page numbers
1082 %% \nomlfpagenumbers         % ----- minilof ----
1083 %% \nomltpagenumbers         % ----- minilot ----

```

The preparation commands, with their optional argument if necessary:

```

1084 \dominitoc
1085 \dominilof[c]                % centers title of minilof's
1086 \dominilot
1087 \doparttoc                    % test of parttoc/partlof stuff
1088 \dopartlof                    % added in version #15
1089 \dopartlot                    % added in version #15

```

It is necessary to create the contents files; use the “fake” version to not print.

```

1090 \tableofcontents             % or \faketableofcontents
1091 \listoffigures                % or \fakelistoffigures
1092 \fakelistoftables            % or \listoftables

```

Uncomment the following line if the first chapter must be numbered “0”:

```

1093 %%\addtocounter{chapter}{-1} % to begin with Chapter 0

```

There is the text of the document, with its sectionning commands:

```

1094 \part{First Part}
1095 \parttoc
1096 \partlof[r]
1097 \partlot[r]

```

A chapter, in two column mode, with a minitoc (title on the right):

```

1098 \twocolumn\sloppy            % the minitoc in twocolumn layout is ugly,
1099 \chapter{AAAAA}              % a chapter with a lot of sections
1100 \minitoc[r]                  % minitoc title on the right
1101 \lipsum[1]
1102 \section{S1}
1103 \lipsum[2]
1104 \section{S2}
1105 \lipsum[3]
1106 \section{S3}
1107 \lipsum[4]

```

A starred section; we want an entry in the TOC, so we add it the normal way:

```
1108 \section*{S4}
1109 \addcontentsline{toc}{section}{\protect\numberline{}{S4}}
1110 \lipsum[5]
1111 \section{S5}
1112 \lipsum[6]
1113 \section{S6}
1114 \lipsum[6]
1115 \section{S7}
1116 \lipsum[7]
1117 \section{S8}
1118 \lipsum[9]
1119 \section{S9}
1120 \lipsum[10]
1121 \section{S10}
1122 \lipsum[11]
1123 \section{S11}
1124 \lipsum[12]
1125 \section{S12}
1126 \lipsum[13]
1127 \section{S13}
1128 \lipsum[14]
1129 \section{S14}
1130 \lipsum[15]
1131 \section{S15}
1132 \lipsum[16]
1133 \section{S16}
1134 \lipsum[17]
1135 \section{S17}
1136 \lipsum[18]
1137 \section{S18}
1138 \lipsum[19]
1139 \section{S19}
1140 \lipsum[20]
1141 \section{S20}
1142 \lipsum[21]
1143 \section{S21}
1144 \lipsum[22]
1145 \section{S22}
1146 \lipsum[23]
1147 \section{S23}
1148 \lipsum[24]
1149 \section{S24}
1150 \lipsum[25]
1151 \section{S25}
1152 \lipsum[26]
1153 \section{S26}
1154 \lipsum[27]
1155 \section{S27}
1156 \lipsum[28]
1157 \section{S28}
1158 \lipsum[29]
1159 \section{S29}
```

```

1160 \lipsum[30]
1161 \section{S30}
1162 \lipsum[31]
1163 \subsection{SS1}
1164 \lipsum[32]
1165 \section{S31}
1166 \lipsum[33]

```

We return to one column mode. A new chapter, with a minitoc, a minilof and a minilot:

```

1167 \onecolumn\fussy           % back to one column
1168 \chapter{BBBBB}
1169 \minitoc
1170 \mtcskip                    % put some skip here
1171 \minilof                    % a minilof
1172 \mtcskip                    % put some skip here
1173 \minilot                    % a minilot
1174 \lipsum[34]
1175 \section{T1}
1176 \lipsum[35]
1177 \begin{figure}[t]           % tests compatibility with floating bodies
1178 \setlength{\unitlength}{1mm}
1179 \begin{picture}(100,50)
1180 \end{picture}
1181 \caption{F1}                % (tables are similar)
1182 \end{figure}
1183 \begin{table}[b]            % tests compatibility with floating bodies
1184 \setlength{\unitlength}{1mm}
1185 \begin{picture}(100,50)
1186 \end{picture}
1187 \caption{T1}                % (tables are similar)
1188 \end{table}
1189 \clearpage
1190 \subsection{tt1}{TT1}       % tests optional arg. of a sectioning command
1191 \lipsum[36]
1192 \subsubsection{TTT1}
1193 \lipsum[37]
1194 \paragraph{TTTT1}
1195 \lipsum[38]
1196 \begin{figure}
1197 \setlength{\unitlength}{1mm}
1198 \begin{picture}(100,50)
1199 \end{picture}
1200 \caption[f2]{F2}            % tests optional arg. of a caption
1201 \end{figure}
1202 \section{T2}
1203 \lipsum[39]

```

A starred chapter with an entry added in the TOC; all subordinate (lower) sectioning commands must also be starred.

```

1204 \chapter*{CCCCC}           % tests a pseudo-chapter; could have a minitoc.
1205 \addstarredchapter{CCCCC}

```

```

1206 \lipsum[40]
1207 \section*{U1}
1208 \addcontentsline{toc}{section}{U1}
1209 \lipsum[41]
1210 \subsection*{UU1}
1211 \addcontentsline{toc}{subsection}{UU1}
1212 \lipsum[42]
1213 \subsubsection*{UUU1}
1214 \addcontentsline{toc}{subsubsection}{UUU1}
1215 \lipsum[43]
1216 \paragraph*{UUUU1}
1217 \addcontentsline{toc}{paragraph}{UUUU1}
1218 \lipsum[44]
1219 \section*{U2}
1220 \addcontentsline{toc}{section}{U2}
1221 \lipsum[45]
1222 \part{Second Part}
1223 \parttoc
1224 \partlof[c]

```

This chapter has no minitoc, but if you uncomment `\minitoc`, the minitoc will appear.

```

1225 %%                                % the following chapter should have no minitoc,
1226 \chapter{DDDDD}                  % but if you uncomment \minitoc,
1227 %%\minitoc                       % the minitoc appears
1228 \lipsum[46]
1229 \section{V1}
1230 \lipsum[47]
1231 \subsection{VV1}
1232 \lipsum[48]
1233 \subsubsection{VVV1}
1234 \lipsum[49]
1235 \paragraph{VVVV1}
1236 \lipsum[50]
1237 \begin{figure}[t]                % tests compatibility with floating bodies
1238 \setlength{\unitlength}{1mm}
1239 \begin{picture}(100,50)
1240 \end{picture}
1241 \caption{F3}                     % (I have not tested tables, but it is similar)
1242 \end{figure}
1243 \lipsum[51]
1244 \section{V2}
1245 \lipsum[52]

```

We change the depth of the minitocs, inside a local group (a pair of braces):

```

1246 \chapter{EEEE}                  % this chapter should have a minitoc
1247 {%                               % left brace, see below
1248 \setcounter{minitocdepth}{3}      % depth of mini table of contents;
1249                                   % try with different values.
1250 \minitoc
1251 }                                 % right brace
1252 %% this pair of braces is used to keep local the change

```

```

1253 %% on minitocdepth.
1254 \lipsum[53]
1255 \section{W1} % with the given depth
1256 \lipsum[54]
1257 \subsection{WW1}
1258 \lipsum[55]
1259 \subsubsection{WWW1}
1260 \lipsum[56]
1261 \begin{figure}[t] % tests compatibility with floating bodies
1262 \setlength{\unitlength}{1mm}
1263 \begin{picture}(100,50)
1264 \end{picture}
1265 \caption{F4} % (I have not tested tables here, but it is similar)
1266 \end{figure}
1267 \lipsum[57]
1268 \paragraph{WWWW1}
1269 \lipsum[58]
1270 \subparagraph{WWWWW1}
1271 \lipsum[59]
1272 \section{W2}
1273 \lipsum[60]

```

Here, we encounter a classical problem: to make a local table of contents for a set of appendices, and to hide these entries in the main table of contents. First, we create a part, with its parttoc:

```

1274 \appendix
1275 \part{Appendices}
1276 \parttoc

```

Then, we begin a `mtchideinmaintoc` environment, with the hiding depth as optional argument:

```

1277 \begin{mtchideinmaintoc}[-1]
1278 \chapter{Comments}
1279 \minitoc
1280 \section{C1}
1281 \lipsum[61]
1282 \section{C2}
1283 \lipsum[62]
1284 \section{C3}
1285 \lipsum[63]
1286 \begin{figure}[t] % tests compatibility with floating bodies
1287 \setlength{\unitlength}{1mm}
1288 \begin{picture}(100,50)
1289 \end{picture}
1290 \caption{F5} % (I have not tested tables, but it is similar)
1291 \end{figure}
1292 \section{C4}
1293 \chapter{Evolution}
1294 \minitoc
1295 \minilof %Empty => invisible

```

```

1296 \minilot %Empty => invisible
1297 \section{D1}
1298 \lipsum[64]
1299 \section{D2}
1300 \lipsum[65]
1301 \section{D3}
1302 \lipsum[66]
1303 \section{D4}

```

We terminate the part by adding a marker in the TOC file, then we must close this `mtchideinmaintoc` environment:

```

1304 %% this line closes the omitted part
1305 \addtocontents{toc}{\protect\partbegin}
1306 %% this line restore the depth in the main TOC
1307 \end{mtchideinmaintoc}
1308 \lipsum[67]
1309 \end{document}
1310 </mtc – bk>

```

## 4.8 The `mtc-bo.tex` document file

This document shows the use of the `minitoc` package in a document using a two column layout for some portions and the `tocloft` package [250]. The aim is to begin a chapter with a special head and a preliminary block containing a `minitoc` and some indications, on two columns. The preamble loads some useful packages for the french language, the `geometry` package [237], which defines the global page layout, the `multicol` package [185], the `color` package [91], because we want a colored background for the `minitoc`, the `tocloft` package [250], to change some parameters of the `minitoc`, and, at least, the `minitoc` package.

```

1311 <*mtc – bo>
1312 \documentclass[10pt]{book}
1313 \usepackage[paperwidth=8.5in, paperheight=11in,%
1314     lmargin=1.25in,rmargin=1.25in,tmargin=1in,bmargin=1in]{geometry}
1315 \usepackage[francais]{babel}
1316 \usepackage{franc,frnew}
1317 \usepackage[T1]{fontenc}
1318 \usepackage[isolatin]{inputenc}
1319 \usepackage{mypatches}
1320 \usepackage{multicol}
1321 \usepackage{color}

```

We use the `tocloft` package and its commands to set the indentations in the TOC and the `minitoc`:

```

1322 \usepackage{tocloft}
1323 \setlength{\cftsecindent}{0cm}
1324 \setlength{\cftsecnumwidth}{15 pt}

```



```

1325 \setlength{\cftsubsecindent}{\cftsecindent}
1326 \addtolength{\cftsubsecindent}{\cftsecnumwidth}
1327 \setlength{\cftsubsecnumwidth}{20 pt}
1328 \setlength{\cftsubsubsecindent}{\cftsubsecindent}
1329 \addtolength{\cftsubsubsecindent}{\cftsubsecnumwidth}

```

Note that if we want to suppress the page numbers in the minitoc, we must use the commands from `tocloft`:

```

1330 \cftpagenumbersoff{sec}
1331 \cftpagenumbersoff{subsec}

```

We load the `minitoc` package and change the indentation, suppress the rules and change the minitoc title. The `hyperref` package [214] can also be loaded (*after* `minitoc`).

```

1332 \usepackage[francais,tight,listfiles]{minitoc}
1333 \usepackage{hyperref}
1334 \setlength{\mtcindent}{0pt}
1335 \nomtcrule % pas de filets en haut et en bas de la mini-tdm
1336 \nomtcpagenumbers % pas de numéro de pages
1337 % (non fonctionnel avec tocloft)
1338 \renewcommand{\mtctitle}{Contenu de la rencontre}

```

This code redefines the format of the chapter head:

```

1339 %%%%%%%%%%%%%%%%%%%%%%%%%%%%%%%%%%%%%%%%%%%%%%%%%%%%%%%%%%%%%%%%%%%%%%%%%
1340 % MACRO POUR AVOIR LE MOT RENCONTRE AU LIEU DE CHAPITRE
1341 % Sans saut de ligne
1342 % (modification du code qui se trouve dans la FAQ)
1343 %%%%%%%%%%%%%%%%%%%%%%%%%%%%%%%%%%%%%%%%%%%%%%%%%%%%%%%%%%%%%%%%%%%%%%%%%
1344 \makeatletter
1345 \def\@makechapterhead#1{%
1346   \vspace*{10\p@}%
1347   {\parindent \z@ \raggedleft \normalfont
1348     \interlinepenalty\@M
1349     \ifnum \c@secnumdepth >\m@ne
1350       \Huge\bfseries\sffamily Rencontre \thechapter\% \quad
1351       \fi
1352       \Huge\bfseries\sffamily #1\par\nobreak
1353       \vskip 10\p@
1354   }}
1355 \def\@makeschapterhead#1{%
1356   \vspace*{10\p@}%
1357   {\parindent \z@ \raggedright \normalfont
1358     \interlinepenalty\@M
1359     \Huge \sffamily #1\par\nobreak
1360     \vskip 10\p@
1361   }} \makeatother

```

We define an environment (`pageUn`) for the block placed at the beginning of a chapter. This block contains a minitoc, then a sequence of informations given by the 6 parameters of the

environment. The block uses a `multicols` environment to typeset on two columns. Some decorations are added: rules, colored background for the minitoc.

```

1362 %%%%%%%%%%%%%%%%%%%%%%%%%%%%%%%%%%%%%%%%%%%%%%%%%%%%%%%%%%
1363 %: ENVIRONNEMENT POUR LA PAGE 1 DES RENCONTRES
1364 %%%%%%%%%%%%%%%%%%%%%%%%%%%%%%%%%%%%%%%%%%%%%%%%%%%%%%%%%%
1365 % param1: date de la rencontre
1366 % param2: nombre de périodes
1367 % param3: liste des documents distribués
1368 % param4: messages
1369 % param5: lecture
1370 % param6: exercices
1371 %%%%%%%%%%%%%%%%%%%%%%%%%%%%%%%%%%%%%%%%%%%%%%%%%%%%%%%%%%
1372 \newenvironment{pageUn}[6]{%
1373 \parindent = 0.0in
1374 \rule{\linewidth}{1pt}
1375 \begin{multicols}{2}
1376     {\large \bfseries Math. pour médecine nucléaire\\
1377     \textit{(#2)}}
1378     \vfill\columnbreak
1379     \raggedleft\bfseries Automne 2003\\
1380     #1
1381 \end{multicols}
1382 \vspace{-18pt}
1383 \rule{\linewidth}{1pt}
1384
1385 \setlength{\columnseprule}{.3pt}
1386 \setlength{\columnsep}{1cm}
1387 \begin{multicols}{2}%
1388
1389 %: TABLE DES MATIÈRES (col. gauche)
1390 \colorbox[cmk]{.1,0,0,0}{%
1391     \parbox{\linewidth}{%
1392         \setcounter{minitocdepth}{3}%
1393         \minitoc%
1394     }}
1395 \vfill \columnbreak ~ \vfill
1396
1397 \mtcskip
1398
1399 %: DOCUMENTS DISTRIBUÉS (début col. droite)
1400
1401 {\large \bfseries Documents distribués}
1402 \begin{itemize} \renewcommand{\labelitemi}{$\star$} #3 \end{itemize}
1403
1404 %: MESSAGES AUX ÉTUDIANTS
1405
1406 \vspace{12pt}{\large \bfseries Messages}
1407 \begin{itemize} \renewcommand{\labelitemi}{$\star$} #4 \end{itemize}
1408
1409 %: LECTURE
1410 \vspace{12pt}{\large \bfseries Lecture}\vspace{-6pt} \par#5 \par
1411
1412 % EXERCICES

```

```

1413 \vspace{12pt}{\large \bfseries Exercices}\vspace{-6pt}\par#6\par
1414
1415 %\newpage
1416 \end{multicols}%
1417 }
1418 %{\newpage}
1419 {\hrule}
1420
1421 %\renewcommand{\baselinestretch}{1.2} %interligne
1422
1423 %\pagestyle{empty} %pas de # de page
1424 %\parindent = 0.0in
1425 %\parskip = 0.1in
1426
1427 %%%%%%%%%%%%%%%%%%%%%%%%%%%%%%%%%%%%%%%%%%%%%%%%%%%%%%%%%%%%%%%%%%%%%%%%%
1428 %: REDÉFINIR LES SECTIONS
1429 %%%%%%%%%%%%%%%%%%%%%%%%%%%%%%%%%%%%%%%%%%%%%%%%%%%%%%%%%%%%%%%%%%%%%%%%%
1430 \renewcommand{\thesection}{\Alph{section}}
1431 %\renewcommand{\thesection}{\thechapter-\Alph{section}}
1432

```

The body of the document:

```

1433 %%%%%%%%%%%%%%%%%%%%%%%%%%%%%%%%%%%%%%%%%%%%%%%%%%%%%%%%%%%%%%%%%%%%%%%%%
1434 %: BEGIN
1435 %%%%%%%%%%%%%%%%%%%%%%%%%%%%%%%%%%%%%%%%%%%%%%%%%%%%%%%%%%%%%%%%%%%%%%%%%
1436 \begin{document}
1437 \dominitoc
1438 \faketableofcontents
1439 \chapter{Première étape (début)}
1440 %\minitoc
1441 \begin{pageUn}
1442     {%1      Date du cours
1443             lundi 25 août
1444             }
1445     {%2      Durée du cours
1446             2 périodes
1447             }
1448     {%3      Liste des documents à distribuer
1449             \item Plan de cours
1450             \item Fiche d'identification
1451             \item Grille horaire
1452             \item Feuilles d'exercices supplémentaires
1453             }
1454     {%4      Ne pas oublier
1455             \item Acheter le livre de référence
1456             \item Apporter une disquette
1457             }
1458     {%5      Lecture
1459             Lire les pages ppp à ppp et ppp à ppp
1460             }
1461     {%6      Exercice
1462             Faire les exercices nnn de la page ppp

```

```

1463             }
1464 \end{pageUn}
1465
1466 %%%
1467 \section{Titre de la section}
1468 %%%
1469
1470 Texte dans la section
1471
1472 %%
1473 \subsection{Une sous-section}
1474 %%
1475 Bla bla bla
1476
1477 %%
1478 \subsection{Une autre sous-section}
1479 %%
1480 Bla bla bla
1481
1482
1483 %%%
1484 \section{Titre d'une autre section}
1485 %%%
1486
1487 Texte dans la section
1488
1489 %%
1490 \subsection{Une sous-section}
1491 %%
1492 Bla bla bla
1493
1494 %%
1495 \subsection{Une autre sous-section}
1496 %%
1497 Bla bla bla
1498
1499
1500 %%%
1501 \section{Encore une autre section}
1502 %%%
1503
1504 Texte dans la section
1505
1506 \end{document}
1507 </mtc - bo>

```

## 4.9 The `mtc-ch0.tex` document file

This document shows the use of the `minitoc` package in a document using a starred first chapter, inducing the “Chapter Zero” problem.

```

1508 (*mtc - ch0)
1509 \documentclass[12pt,a4paper]{report}
1510 \usepackage[tight,english,listfiles]{minitoc}
1511 \begin{document}
1512 \dominitoc
1513 \tableofcontents

```

The first chapter is starred, but contains real numbered sections. We add an entry in the TOC for this chapter and see that its sections are using “0” as chapter number:

```

1514 \chapter*{Chapter One (starred)}
1515 \mtcaddchapter[Fake chapter one]
1516 \minitoc
1517 \section{Chap 1, section 1}
1518 That's right, folks -- we're close to the release of Firefox and
1519 Thunderbird~1.0 and, just like our last 1.0~release, we want to organize
1520 worldwide parties to celebrate.
1521
1522 Thanks to Dominik 'Aeneas' Schnitzer, we have an all-new and improved
1523 Mozilla Party Webtool~2.0. You can create your own party, or sign up for
1524 one already in progress -- and, in an improvement on Webtool~1.0,
1525 organizers can now edit and update party details. The tool allows you to
1526 organize a celebration in any of 243~countries, principalities,
1527 dominions and islands around the world. Never let it be said that we do
1528 things by halves around here.
1529
1530 \subsection{Chap 1, section 1, subsection 1}
1531 That's right, folks -- we're close to the release of Firefox and
1532 Thunderbird~1.0 and, just like our last 1.0~release, we want to organize
1533 worldwide parties to celebrate.
1534
1535 Thanks to Dominik 'Aeneas' Schnitzer, we have an all-new and improved
1536 Mozilla Party Webtool~2.0. You can create your own party, or sign up for
1537 one already in progress -- and, in an improvement on Webtool~1.0,
1538 organizers can now edit and update party details. The tool allows you to
1539 organize a celebration in any of 243~countries, principalities,
1540 dominions and islands around the world. Never let it be said that we do
1541 things by halves around here.

```

The second chapter is normal:

```

1542 \chapter{Chapter Two (numbered one)}
1543 \minitoc
1544 \section{Chapter 2, section 1}
1545 That's right, folks -- we're close to the release of Firefox and
1546 Thunderbird 1.0 and, just like our last 1.0~release, we want to organize

```

```

1547 worldwide parties to celebrate.
1548
1549 Thanks to Dominik 'Aeneas' Schnitzer, we have an all-new and improved
1550 Mozilla Party Webtool~2.0. You can create your own party, or sign up for
1551 one already in progress -- and, in an improvement on Webtool~1.0,
1552 organizers can now edit and update party details. The tool allows you to
1553 organize a celebration in any of 243~countries, principalities,
1554 dominions and islands around the world. Never let it be said that we do
1555 things by halves around here.
1556 \end{document}
1557 \</mtc - ch0>

```

## 4.10 The mtc-cri.tex document file

This document shows the use of the minitoc package in a document with a starred part and starred chapters. Note the use of the adjustment commands. This example is not commented: just follow the insertion of the mini-tables in the mtc-cri.log file.

```

1558 \<mtc - cri>
1559 \documentclass[12pt,a4paper]%
1560 {report}
1561 \usepackage[francais]{babel}
1562 \usepackage[T1]{fontenc}
1563 \usepackage[latin1]{inputenc}
1564 \usepackage%
1565 [french2,tight,listfiles]%
1566 {minitoc}
1567
1568 \setcounter{parttocdepth}{2}
1569
1570 \begin{document}
1571 \doparttoc
1572 \dominitoc
1573 \tableofcontents
1574 \part*{Présentation générale}
1575 \mtcaddpart[Présentation générale]
1576 \adjustptc[-2]
1577 \parttoc
1578
1579 Texte de la
1580 présentation générale\ldots
1581

```

```

1582 \chapter*{Les auteurs}
1583 \mtcaddchapter[Les auteurs]
1584 Présentation des auteurs\ldots
1585
1586 \chapter*{Les lecteurs}
1587 \mtcaddchapter[Les lecteurs]
1588 Présentation des lecteurs\ldots
1589
1590 \part{Première partie}
1591 \parttoc
1592 \chapter*{Introduction}
1593 \mtcaddchapter[Introduction]
1594 \chapter{Premier chapitre}
1595 \minitoc
1596 \section{Première section~A}
1597 \section{Deuxième section~A}
1598 \chapter{Deuxième chapitre}
1599 \minitoc
1600 \section{Première section~B}
1601 \section{Deuxième section~B}
1602
1603 \part{Deuxième partie}
1604 \parttoc
1605 \chapter{Premier chapitre}
1606 \minitoc
1607 \section{Première section~C}
1608 \section{Deuxième section~C}
1609 \chapter{Deuxième chapitre}
1610 \minitoc
1611 \section{Première section~D}
1612 \section{Deuxième section~D}
1613 \end{document}
1614 \</mtc - cri>

```

## 4.11 The `mtc-fo1.tex` document file

This document creates several copies of the same parttoc, but with different fonts (for the chapter level entries); you can compare the results.

```

1615 <*mtc - fo1>
1616 \documentclass{report}
1617 \usepackage{lipsum}
1618 \usepackage{txfonts}
1619 \usepackage[tight,listfiles]{minitoc}
1620 \begin{document}
1621 \doparttoc
1622 \dominitoc
1623 \tableofcontents
1624 \part{Introduction}
1625 \clearpage

```

A first copy, with default fonts:

```

1626 \parttoc

```

A second copy, roman bold font for chapter entries:

```

1627 \clearpage
1628 \mtcsetfont{parttoc}{chapter}{\normalsize\rmfamily\upshape\bfseries}
1629 \parttoc

```

A third copy, typewriter bold font for chapter entries:

```

1630 \clearpage
1631 \mtcsetfont{parttoc}{chapter}{\normalsize\ttfamily\upshape\bfseries}
1632 \parttoc

```

A fourth copy, not bold typewriter font for chapter entries:

```

1633 \clearpage
1634 \mtcsetfont{parttoc}{*}{\normalsize\ttfamily\upshape\mdseries}
1635 \parttoc
1636 \chapter{A very short chapter}
1637 \minitoc
1638 \lipsum[1]
1639 \section{First section}
1640 \lipsum[2]
1641 \subsection{Alpha}
1642 \lipsum[3]
1643 \subsection{Beta}
1644 \lipsum[4]
1645 \section{Second section}
1646 \lipsum[5]
1647 \subsection{Gamma}

```

```

1648 \lipsum[6]
1649 \subsection{Delta}
1650 \lipsum[7]
1651 \end{document}
1652 </mtc – fo1>

```

## 4.12 The mtc-fo2.tex document file

This document creates several copies of the same parttoc, but with different fonts (for the chapter level entries); you can compare the results. As the fonts are not declared the same way, compare the results with those of `mtc-fo1.tex` (see section 4.11 on the preceding page).

```

1653 <*mtc – fo2>
1654 \documentclass{report}
1655 \usepackage{lipsum}
1656 \usepackage{txfonts}
1657 \usepackage[tight,listfiles]{minitoc}

```

We declare the fonts with the old method:

```

1658 \def\ptcSSfont{\ptcfont} % (subsections)
1659 \def\ptcSSSfont{\ptcfont} % (subsubsections)
1660 \def\ptcPfont{\ptcfont} % (paragraphs)
1661 \def\ptcSPfont{\ptcfont} % (subparagraphs)
1662 \def\plffont{\ptcfont} % (figures)
1663 \def\plfSfont{\ptcfont} % (subfigures)
1664 \def\pltfont{\ptcfont} % (tables)
1665 \def\pltSfont{\ptcfont} % (subtables)
1666 \begin{document}
1667 \doparttoc
1668 \dominitoc
1669 \tableofcontents
1670 \part{Introduction}
1671 \clearpage

```

A first version of the parttoc, with the fonts defined above:

```

1672 \parttoc
1673 \clearpage

```

A second version of the parttoc, with chapter entries in a roman bold font:

```

1674 \mtcsetfont{parttoc}{chapter}{\normalsize\rmfamily\upshape\bfseries}
1675 \parttoc
1676 \clearpage

```



A third version of the parttoc, with chapter entries in a typewriter bold font:

```
1677 \mtcsetfont{parttoc}{chapter}{\normalsize\ttfamily\upshape\bfseries}
1678 \parttoc
1679 \clearpage
```

A fourth version of the parttoc, with chapter entries in a non bold typewriter font:

```
1680 \mtcsetfont{parttoc}{*}{\normalsize\ttfamily\upshape\mdseries}
1681 \parttoc
1682 \chapter{A very short chapter}
1683 \minitoc
1684 \lipsum[1]
1685 \section{First section}
1686 \lipsum[2]
1687 \subsection{Alpha}
1688 \lipsum[3]
1689 \subsection{Beta}
1690 \lipsum[4]
1691 \section{Second section}
1692 \lipsum[5]
1693 \subsection{Gamma}
1694 \lipsum[6]
1695 \subsection{Delta}
1696 \lipsum[7]
1697 \end{document}
1698 </mtc – fo2>
```

### 4.13 The mtc-hia.tex document file

This document shows the use of the minitoc package in a document where the entries for some tables must be hidden in the main list of tables. The document uses the article class.

```
1699 <*mtc – hia>
1700 \documentclass%
1701 [oneside,a4paper]{article}
1702 \usepackage{lipsum}
1703 \usepackage%
1704 [tight,insection,listfiles]%
1705 {minitoc}
1706 \dofile{dosectlot}
1707 \begin{document}
1708 \listoftables
1709 \section{First section}
1710 \sectlot
1711 \lipsum[1]
```

```
1712 \begin{table}[hb]
1713 \caption{My first visible table}
1714 \end{table}
1715 \lipsum[2]
1716 \begin{table}[ht]
1717 \caption{A second visible table}
1718 \end{table}
1719 \lipsum[3]
```

For the *first* hidden table, we add  
`\mtchideinmainlot` *before* its caption:

```
1720 \begin{table}[hb]
1721 \mtchideinmainlot
1722 \caption{My first hidden table}
1723 \end{table}
1724 \lipsum[4-6]
1725 \begin{table}[ht]
1726 \caption{A second hidden table}
```

```

1727 \end{table}
1728 \lipsum[7]
1729 \section{Second section}
1730 \sectlot
1731 \lipsum[8]

```

For the *last* hidden table, we add `\endmtchideinmainlot` *after* its caption:

```

1732 \begin{table}[hb]
1733 \caption{My last hidden table}

```

```

1734 \endmtchideinmainlot
1735 \end{table}
1736 \lipsum[9]
1737 \begin{table}[ht]
1738 \caption{A third visible table}
1739 \end{table}
1740 \lipsum[10]
1741 \begin{table}[hb]
1742 \caption{A fourth visible table}
1743 \end{table}
1744 \lipsum[11]
1745 \end{document}
1746 </mtc - hia>

```

## 4.14 The mtc-hir.tex document file

This document shows the use of the `minitoc` package in a document where the entries for some tables must be hidden in the main list of tables. The document uses the `report` class.

```

1747 <*mtc - hir>
1748 \documentclass[a4paper]{report}
1749 \usepackage{lipsum}
1750 \usepackage%
1751 [tight,listfiles]{minitoc}
1752 \dominilot
1753 \begin{document}
1754 \listoftables
1755 \chapter{First chapter}
1756 \minilot
1757 \lipsum[1]
1758 \begin{table}[hb]
1759 \caption{My first visible table}
1760 \end{table}
1761 \lipsum[2]
1762 \begin{table}[ht]
1763 \caption{A second visible table}
1764 \end{table}
1765 \lipsum[3]

```

For the *first* hidden table, we add `\mtchideinmainlot` *before* its caption:

```

1766 \begin{table}[hb]

```

```

1767 \mtchideinmainlot % <--
1768 \caption{My first hidden table}
1769 \end{table}
1770 \lipsum[4-6]
1771 \begin{table}[ht]
1772 \caption{A second hidden table}
1773 \end{table}
1774 \lipsum[7]
1775 \chapter{Second chapter}
1776 \minilot
1777 \lipsum[8]

```

For the *last* hidden table, we add `\endmtchideinmainlot` *after* its caption:

```

1778 \begin{table}[hb]
1779 \caption{My last hidden table}
1780 \endmtchideinmainlot % <--
1781 \end{table}
1782 \lipsum[9]
1783 \begin{table}[ht]
1784 \caption{A third visible table}
1785 \end{table}
1786 \lipsum[10]
1787 \begin{table}[hb]
1788 \caption{A fourth visible table}
1789 \end{table}
1790 \lipsum[11]
1791 \end{document}
1792 </mtc - hir>

```

## 4.15 The `mtc-hop.tex` document file

This document shows the use of the `minitoc` package in a document of class `scrbook`.

```
1793 <*mtc - hop>
1794 \documentclass[oneside,12pt]{scrbook}
1795 \usepackage{lipsum}
1796 \usepackage[hints,listfiles]{minitoc}
1797 \begin{document}
```

We prepare the minitocs and the minilofs, we print the TOC but not the LOF (while the LOF file is prepared):

```
1798 \dominitoc
1799 \dominilof
1800 \tableofcontents
1801 \fakelistoffigures
```

A starred part with its entry in the TOC:

```
1802 \part*{Part 1: Strategic Marketing}
1803 \mtcaddpart[Part 1: Strategic Marketing]
```

Then two chapters with their minitocs and minitocs:

```
1804 \chapter{Chapter 1}
1805 \minitoc
1806 \minilof
1807 \section{Section one of first chapter}
1808 \lipsum[1]
1809 \begin{figure}
1810     \centering
1811     Test
1812     \caption{Picture one of first chapter}
1813 \end{figure}
1814
1815 \section{Section two of first chapter}
1816 \lipsum[2]
1817 \begin{figure}
1818     \centering
1819     Test
1820     \caption{Picture two of first chapter}
1821 \end{figure}
1822
1823 \chapter{Chapter 2}
1824 \minitoc \minilof
1825
1826 \section{Section one of second chapter}
1827 \lipsum[3]
1828 \begin{figure}
```

```

1829 \centering
1830 Test
1831 \caption{Picture one of second chapter}
1832 \end{figure}
1833 \cleardoublepage
1834 \section{Section two of second chapter}
1835 \lipsum[4]
1836 \begin{figure}
1837 \centering
1838 Test
1839 \caption{Picture two of second chapter}
1840 \end{figure}
1841 \end{document}
1842 </mtc – hop>

```

## 4.16 The mtc-liv.tex document file

This document shows the use of the minitoc package in a document of book class, with customized TOC and minitocs.

```

1843 < *mtc – liv>
1844 \documentclass[10pt,twoside,openright]{book}

```

First, we want that empty pages be really empty, without page number nor headers, so we redefine \cleardoublepage:

```

1845 \makeatletter
1846 \def\ps@chapterverso{\ps@empty}%
1847 \def\cleardoublepage{\clearpage
1848 \if@twoside
1849 \ifodd\c@page\else
1850 \null\thispagestyle{chapterverso}\newpage
1851 \if@twocolumn\null\newpage\fi
1852 \fi
1853 \fi
1854 }%
1855 \def\ps@chapterverso{\ps@empty}%
1856 \makeatother

```

We define the encodings, for input and output, because the document is in french and uses accented letters:

```

1857 \usepackage[latin1]{inputenc}
1858 \usepackage[TS1,T1]{fontenc}

```

We load two packages, tocloft [250], to customize the TOC and the minitocs, and sectsty [182], to customize the sectionning commands:

```
1859 \usepackage{tocloft}
1860 \usepackage{sectsty}
```

We load the minitoc package then some complementary local packages for the french language:

```
1861 \usepackage[french,undotted,tight,listfiles]{minitoc}
1862 \usepackage[english,français]{babel}
1863 \usepackage{franc,frnew}
1864 \usepackage{mypatches}
1865 \providecommand{\fup}{\textsuperscript}
```

We make some customizations: indentation for the subsection entries in the TOC and the minitocs, depth of the TOC, numerotation depth, depth of the minitocs, some fonts:

```
1866 \addtolength{\cftsubsecindent}{1em} % for tocloft
1867 \cftsetrmarg{2.55em plus 1fil} % to avoid hyphenations in the ToC (tocloft).
1868 \setcounter{tocdepth}{3}
1869 \setcounter{secnumdepth}{1}
1870 \setcounter{minitocdepth}{4}
1871 \chapterfont{\huge\bfseries\sffamily} % for sectsty
1872 \renewcommand{\thesection}{\arabic{section}}
1873 \sectionfont{\Large\raggedright} % for sectsty (to avoid hyphenations in section titles)
```

Some informations for the title page:

```
1874 \title{Systèmes d'occultation}
1875 \author{Laurent~\textsc{Bloch}}
```

And the document body<sup>2</sup>:

```
1876 \begin{document}
1877
1878 \maketitle
1879
1880 \dominitoc
1881 \tableofcontents
1882
1883 \chapter{Définition et contrôle du travail à~faire}
1884 \label{chap+controle}
1885 \minitoc
1886
1887 \section{Le modèle de la grande industrie et le taylorisme}%
1888 \index{taylorisme}
1889 C'est au \textsc{xviii}\fup{e}~siècle que la vision du travail comme
1890 marchandise est vraiment devenue dominante, pour s'imposer au
1891 \textsc{xix}\fup{e}~siècle dans l'organisation type de la grande usine
1892 industrielle.
1893
```

---

<sup>2</sup> The text has been shortened, so there is an undefined reference; do not worry.

1894 \subsection\*{Après l'usine, le centre d'appel}\index{centre d'appel}  
1895 \addcontentsline{toc}{subsection}{Après l'usine, le centre d'appel}  
1896 Aujourd'hui le taylorisme\index{taylorisme} au sens  
1897 strict est en déclin parce qu'il n'est plus guère adapté aux  
1898 besoins de la production industrielle contemporaine non plus qu'aux  
1899 nouvelles normes de comportement individuel et collectif.  
1900  
1901 \section{Tout travail émet de la pensée}  
1902 Le travail a vocation à~produire du sens, pour son auteur comme pour  
1903 son destinataire.  
1904  
1905 \section{Théorie et pratique de la commande publique}  
1906 En France, les prestations de service commandées par les  
1907 services publics à~des entreprises font l'objet de contrôles  
1908 de leur bonne réalisation selon des procédures et des règles  
1909 qui sont des cas particuliers d'un ensemble plus vaste, la  
1910 réglementation des marchés publics de l'État, dont nous  
1911 allons donner ci-dessous une brève description.  
1912  
1913 \subsection{Réglementation des marchés publics}  
1914 Le dispositif juridique, réglementaire et comptable qui encadre les  
1915 actes contractuels de la puissance publique en France est très~[...]  
1916  
1917 \subsubsection{Premier principe: séparation de l'ordonnateur et du comptable}  
1918 Le premier élément du dispositif est le principe de  
1919 séparation de l'ordonnateur et du comptable. Il a été  
1920 instauré en 1319 par l'ordonnance portant création de la~[...]  
1921  
1922 \subsubsection{Second principe: contrôle \emph{a~priori}}  
1923 Le second élément du dispositif est le principe du contrôle  
1924 \emph{a~priori}. Lorsque le directeur de l'organisme public  
1925 de recherche pris ici comme exemple (l'ordonnateur) décide~[...]  
1926  
1927 \subsubsection{Le Code des Marchés Publics}  
1928 Le troisième pilier de la commande publique est le Code des Marchés  
1929 Publics (CMP), qui régit tous les contrats, conclus par des organismes  
1930 publics ou des collectivités territoriales, dont le montant excède un~[...]  
1931  
1932 \subsection{La pratique des marchés publics}  
1933 Lorsque l'administration française fait réaliser un système  
1934 informatique par un prestataire, elle est en position de maître  
1935 d'ouvrage\index{maîtrise d'ouvrage}. Elle rédige (ou fait rédiger) un  
1936 cahier des charges\index{cahier des charges} qui décrit les  
1937 spécifications du système à~réaliser. Ce cahier des charges constitue~[...]  
1938  
1939 \subsection{Quels sont les services publics «~rentables~»?}  
1940 Pour parler comme les informaticiens, nous pouvons identifier un  
1941 « effet de bord », c'est-à-dire une conséquence non intentionnelle de  
1942 la réglementation des marchés publics: les administrations ne disposent  
1943 d'aucun moyen pour envisager la notion d'investissement. Le~[...]  
1944  
1945 \section{Projet et cahier des charges}\index{cahier des charges}  
1946 Jean-Pierre~\textsc{Boutinet} nous guidera ici pour ce qui concerne  
1947 l'histoire de la notion de~[...]

1948  
1949 \subsection{La frontière entre conception et fabrication}  
1950 La vision classique de la conduite d'un projet informatique de gestion  
1951 est la suivante: le maître d'ouvrage\index{maîtrise d'ouvrage}~[...]  
1952  
1953 \subsection{Bâtiment, mécanique, programmation}  
1954  
1955 Nous y reviendrons au chapitre~\ref{chap+travail}, mais nous savons  
1956 déjà que la mise en {\oe}uvre de l'informatique s'est beaucoup  
1957 inspirée des procédures de travail les plus élaborées du  
1958 \textsc{xx}\fup{e}~siècle~[...]  
1959  
1960 \chapter{Le travail informatique}  
1961 \minitoc  
1962  
1963 \section{De la nature de l'informatique}  
1964  
1965 \subsection{Premières croyances}\label{sub+premcroyances}  
1966 Les premiers ordinateurs, qui entrèrent en fonction à~l'extrême fin  
1967 des années 1940 et durant les années 1950, étaient consacrés à~des  
1968 travaux militaires ou scientifiques puisque, à~cette époque,  
1969 on pensait~[...]  
1970  
1971 \subsection{Comment l'informatique diffère des mathématiques}  
1972 J'aimerai à~l'occasion de cette analyse attirer l'attention du  
1973 lecteur sur une question qui est une source constante de malentendus  
1974 au sujet de la programmation.  
1975  
1976 \subsubsection{Les preuves de programme}  
1977 L'écriture de programmes informatiques obéit à~de tout autres  
1978 principes. Il convient de préciser cette affirmation pour la  
1979 préserver~[...]  
1980  
1981 \section{Programmation dans le monde réel}  
1982 \subsection{La vraie nature de la programmation des ordinateurs}  
1983  
1984 Alors, comment s'écrivent les programmes informatiques? Et  
1985 d'ailleurs, qu'est-ce qu'une erreur\index{erreur} de programmation?  
1986 Ces questions sont liées et elles sont, bien sûr, au c{\oe}ur de notre  
1987 préoccupation.  
1988  
1989 \subsection{Méthodes de programmation}  
1990 Un processeur quelconque est caractérisé par le jeu des actions  
1991 élémentaires qu'il est capable d'effectuer. Ces actions élémentaires  
1992 sont appelées les \emph{primitives} du processeur, ou, si le  
1993 processeur est une machine, les «~instructions machine~». Un~[...]  
1994  
1995 \subsection{Méthodes de construction de programmes}  
1996 Nous avons décrit ci-dessus le processus élémentaire de la  
1997 programmation, celui qui consiste à~écrire les instructions ou les  
1998 expressions qui vont composer un programme.  
1999  
2000 \subsubsection{La programmation structurée}  
2001 Le premier courant de pensée qui associa la recherche d'une syntaxe

```

2002 claire et expressive à~une organisation logique et commode des unités
2003 de programme fut la \emph{programmation
2004 structurée}\index{programmation!structurée} des années 1970, dont~[...]
2005
2006 \subsubsection{La programmation par objets}
2007 Après la programmation structurée vint un autre courant significatif:
2008 la programmation par objets\index{programmation!par objets}, inventée
2009 en Norvège à~la fin des années 1960 par l'équipe de~[...]
2010
2011 \subsubsection{Excès dans la pensée}
2012 Il y a eu beaucoup de verbiage autour de l'aptitude supposée du
2013 modèle~[...]
2014 \end{document}
2015 </mtc – liv>

```

## 4.17 The mtc-mem.tex document file

This example shows the use of the minitoc package in a memoir class document. First, the preamble:

```

2016 <*mtc – mem>
2017 \documentclass%
2018   [oneside]{memoir}
2019 \usepackage{lipsum}
2020 %%\usepackage{hyperref}
2021 %%\usepackage{memhfixc}
2022 \usepackage%
2023   [tight,listfiles]{minitoc}
2024 %%\usepackage{mtcoff}
2025 \begin{document}

```

We use the starred form \tableofcontents\* specific of the memoir class. Note that the \chapter command has *two* optional arguments in the memoir class.

```

2026 \dominitoc

```

```

2027 \tableofcontents*
2028
2029 \chapter[oneA][oneB]{oneC}
2030 \minitoc
2031 \lipsum[1]
2032 \newpage
2033 \lipsum[2]
2034 \section{S-1-one}
2035 \lipsum[3]
2036 \section{S-1-two}
2037 \lipsum[4]
2038
2039 \chapter[twoA][twoB]{twoC}
2040 \minitoc
2041 \lipsum[4]
2042 \newpage
2043 \lipsum[5]
2044 \section{S-2-one}
2045 \lipsum[6]
2046 \section{S-2-two}
2047 \lipsum[7]
2048 \end{document}
2049 </mtc – mem>

```

## 4.18 The mtc-mm1.tex document file

This example shows the use of the minitoc package in a memoir class document and shows some of the adaptations necessary for fonts. First, the preamble:



```

2050 (*mtc – mm1)
2051 \documentclass[oneside]{memoir}
2052 \usepackage{lipsum} % filling text

```

We inhibit some font commands of the memoir class:

```

2053 \providecommand{\cftsecfont}{\empty}
2054 \providecommand{\cftsubsecfont}{\empty}

```

Then we redefine them:

```

2055 \renewcommand{\cftsubsecfont}{\normalsize\scshape}
2056 \renewcommand{\cftsubsecfont}{\normalsize\scshape}

```

We load the minitoc package and try to use some minitoc font commands, without success:

```

2057 %% hyperref before minitoc, optional
2058 %% \usepackage[linktocpage=true]{hyperref} \usepackage{memhfixc}
2059 \usepackage[tight,listfiles]{minitoc}
2060 \mtcsetfont{minitoc}{section}{\normalsize\scshape} % <- no scshape
2061 \mtcsetfont{minitoc}{subsection}{\normalsize\scshape}% <- no scshape

```

But if we use the font commands of the memoir class, it works!

```

2062 \providecommand{\cftsecfont}{\empty}
2063 \providecommand{\cftsubsecfont}{\empty}
2064 \renewcommand{\cftsubsecfont}{\normalsize\rmfamily\scshape}
2065 \renewcommand{\cftsubsecfont}{\normalsize\rmfamily\scshape}

```

But for mini-table titles (font and text), we can use the minitoc commands:

```

2066 \mtcsettitlefont{minitoc}{\Large\scshape}
2067 %% this is working beautifully ->
2068 \mtcsettitle{minitoc}{Chapter Contents}

```

The document body:

```

2069 \begin{document}
2070 \dominitoc
2071 \tableofcontents*
2072
2073 \chapter[OneA][OneB]{OneC}
2074 \minitoc
2075 \section{This section}
2076 \lipsum[1]
2077 \section{Second section}
2078 \lipsum[2]
2079 \section{Third section}
2080 \lipsum[3]
2081 \end{document}

```

```
2082 </mtc – mm1>
```

## 4.19 The mtc-mu.tex document file

This document shows the use of the minitoc package in a document, the minitoc being inserted in the text with the wrapfig package [9].

```
2083 <*mtc – mu>
2084 \documentclass[12pt]{report}
2085 \usepackage[tight,listfiles]{minitoc}
2086 \setlength{\mtcindent}{0pt}
2087 \usepackage{wrapfig}
2088 \newcommand{\LangSig}[1]{\textsc{[#1]}} % smallcaps
2089 \begin{document}
2090 \dominitoc
2091 \tableofcontents
```

A chapter, with its minitoc set in a minipage, included in a wrapfigure environment on the half of the text width, with some vertical adjustments:

```
2092 \chapter{Mulspren}\label{chapter+mulspren}
2093 \begin{wrapfigure}{r}{0.5\linewidth}
2094 \begin{minipage}{\linewidth}
2095 \vspace{-2.\baselineskip}
2096 \minitoc
2097 \vspace{-1.\baselineskip}
2098 \end{minipage}
2099 \end{wrapfigure}
```

The remaining of the text:

```
2100 The previous chapter examined many end-user programming environments
2101 and found that most contain cognitive programming gulfs.
2102 These gulfs were often created when programming environments used
2103 multiple notations, and could manifest themselves in a variety of
2104 usability problems, ranging from users being unable to understand
2105 a program representation, to not wanting to execute their programs.
2106 Conversely, the previous chapter also found circumstances where multiple
2107 notations helped users understand programs.
2108 It concluded that there was a place for multiple notation programming
2109 environments, but developers had to be very careful to avoid creating
2110 programming gulfs.
2111 It concluded that there was a place for multiple notation programming
2112 environments, but developers had to be very careful to avoid creating
2113 programming gulfs.
2114
2115 This chapter introduces our programming environment, Mulspren.
2116 Mulspren was designed to avoid these gulfs and gain the potential
2117 benefits of multiple notations.
```

```

2118 Users program using two notations, one similar to English and one
2119 similar to conventional code.
2120 Changes in one notation are immediately reflected in the other notation,
2121 and users can move rapidly and seamlessly between the notations.
2122 This is programming using dual notations.
2123 When the program is executed, both notations are animated.
2124 Mulspren's language signature is \LangSig{Re/Wr/Wa + Re/Wr/Wa + Wa}.
2125
2126 Papers describing Mulspren have been published in~\cite{Wright02-2}
2127 and~\cite{Wright03-3}.
2128
2129 \section{section 1}
2130 \section{section 2 bla bla bla bla bla bla bla bla bla bla}
2131 bla bla bla bla bla bla bla bla}
2132 \section{section 3}
2133 \section{section 4}
2134 \section{section 5 bla bla bla bla bla bla bla bla bla bla}
2135 bla bla bla bla bla}

```

I tried to find some articles of the net to fill the citations:

```

2136 \begin{thebibliography}{1}
2137 \bibitem{Wright02-2}
2138 Tim Wright and Andy Cockburn.
2139 \newblock Mulspren: a multiple language simulation programming
2140 environment.
2141 \newblock In {\em HCC '02: Proceedings of the IEEE 2002 Symposia
2142 on Human Centric Computing Languages and Environments (HCC'02)},
2143 page 101, Washington, DC, USA, 2002. IEEE Computer Society.
2144
2145 \bibitem{Wright03-3}
2146 Tim Wright and Andy Cockburn.
2147 \newblock Evaluation of two textual programming notations for children.
2148 \newblock In {\em AUIC '05: Proceedings of the Sixth Australasian
2149 conference on User interface}, pages 55--62, Darlinghurst, Australia,
2150 Australia, 2005.
2151 Australian Computer Society, Inc.
2152 \end{thebibliography}
2153 \end{document}
2154 </mtc - mu>

```

## 4.20 The mtc-sbf.tex document file

This document shows the use of the minitoc package with a document containing subfigures (here with the subfigure package [94]). We show how to use minilofs and to adjust their depth.

The preamble loads the `subfigure` package and redefines the format of subfigure entries in the list of figures:

```
2155 \*mtc – sbf
2156 \documentclass[12pt]{report}
2157 \usepackage{subfigure}
2158 \makeatletter
2159 \renewcommand{\l@subfigure}{%
2160   \@dottedxxxline{\ext@subfigure}{2}{3.9em}{3.3em}}
2161 \makeatother
```

We load the `varioref` package (to have nice cross-references) and the `minitoc` package:

```
2162 \usepackage{varioref}
2163 \usepackage%
2164   [tight,listfiles]{minitoc}
```

We define some features for the layout of the subfigures, then the depth of the list of figures:

```
2165 \newcommand{\goodap}{%
2166   \hspace{\subfigtopskip}%
2167   \hspace{\subfigbottomskip}}
2168 \setcounter{lofdepth}{2}
2169 \begin{document}
```

We define the depth of the mini-lists of figures, then some fonts:

```
2170 \mtcsetdepth{minilof}{2}
2171 \mtcsetfont{minitoc}{section}{\small\rmfamily\upshape\bfseries}
2172 \mtcsetfont{partlof}{subfigure}{\small\rmfamily\slshape\bfseries}
2173 \mtcsetfont{partlof}{figure}{\small\rmfamily\upshape\bfseries}
2174 \mtcsetfont{minilof}{subfigure}{\small\rmfamily\slshape\bfseries}
2175 \mtcsetfont{minilof}{figure}{\small\rmfamily\upshape\bfseries}
2176 %% no tables in this document
2177 %% \mtcsetfont{partlot}{subtable}{\small\rmfamily\slshape\bfseries}
2178 %% \mtcsetfont{partlot}{table}{\small\rmfamily\upshape\bfseries}
2179 %% \mtcsetfont{minilot}{subtable}{\small\rmfamily\slshape\bfseries}
2180 %% \mtcsetfont{minilot}{table}{\small\rmfamily\upshape\bfseries}
```

We prepare the minilofs, the table of contents and the list of figures:

```
2181 \dominilof
2182 \tableofcontents
2183 \listoffigures
```

A chapter, with is minilof, twice but with different depths:

```
2184 \chapter{First Chapter}
2185 \minilof
2186 \mtcskip
```

```

2187 \mtcsetdepth{minilof}{1}
2188 \minilof

```

A figure containing three subfigures and their captions:

```

2189 \begin{figure}
2190 \centering
2191   \fbox{%
2192     \begin{minipage}{3.5in}%
2193       \raggedright
2194       \begin{center}
2195         \subfigure[First]{%
2196           \fbox{\hbox to 20mm{\vbox to 15mm{\vfil\null}\hfil}}}%
2197           \hspace{\subfigtopskip}\hspace{\subfigbottomskip}%
2198         \subfigure[Second Figure]{%
2199           \fbox{\hbox to 20mm{\vbox to 10mm{\vfil\null}\hfil}}}\
2200         \subfigure[Third]{\label{3figs-c}%
2201           \fbox{\hbox to 20mm{\vbox to 10mm{\vfil\null}\hfil}}}\
2202         \caption{Three subfigures.}%
2203         \label{3figs}%
2204       \end{center}
2205       \vspace{4pt}%
2206       This figure contains two top ‘subfigures’ and
2207       Figure~\ref{3figs-c}.
2208     \end{minipage}}
2209 \end{figure}
2210 Figure~\vref{3figs} contains two top ‘‘subfigures’’ and
2211 Figure~\vref{3figs-c}.
2212 \end{document}
2213 \</mtc – sbf>

```

## 4.21 The mtc-scr.tex document file

This document shows the use of the minitoc package with a KOMA-Script document class [194, 147], `scrreprt`. Some precautions are needed, because these classes have specific interface with the TOC (package options and commands).

```

2214 \<*mtc – scr>
2215 \documentclass[12pt,halfparskip,liststotoc,bibtotoc]{scrreprt}
2216 \setcounter{secnumdepth}{4}
2217 \setcounter{tocdepth}{4}
2218 \usepackage[latin1]{inputenc}
2219 \usepackage{longtable}

```

The `hyperref` package, if used, must be loaded *before* `minitoc`:

```

2220 \usepackage{hyperref}

```

With a KOMA-Script class [194, 147], use the `k-tight` package option in place of `tight`; as it is a document in german, use also a language package option:

```
2221 \usepackage[k-tight,germanb,listfiles]{minitoc}
2222 \usepackage[germanb]{babel}
2223 \begin{document}
2224 \pagenumbering{Roman} % page number in Roman, reset to 1 (I)
2225 \dominitoc
2226 \tableofcontents
```

In this document class, with the `liststotoc` class option, `\listoftables` adds a chapter entry in the TOC, so we must add `\mtcaddchapter` after `\listoftables`:

```
2227 \listoftables
2228 \mtcaddchapter
```

With the `bibtotoc` class option, it is necessary to add a `\adjustmtc` command after `\bibliography`. This problem is similar to the one of compatibility with the `tocbibind` package.

```
2229 \clearpage
2230 \pagenumbering{arabic} % page number in arabic digits
2231 \setcounter{page}{1} % forced to 1
2232
2233 \chapter{Test 1}\label{cha:test-1}
2234
2235 Text.
2236
2237 \section{Tabelle}\label{sec:tabelle}
2238
2239 \begin{table}
2240   \centering
2241   \begin{longtable}[l]{ll}
2242     \underline{Ausbildungsbetrieb} & \hspace{10mm} & Kommanditgesellschaft \\
2243   \\
2244     \underline{Ausbildender} & & Hammer \\
2245     Ausbildungsstätte & & XXXXX Ort \\
2246   \end{longtable}
2247   \caption{Ausbildungsbetrieb}
2248 \end{table}
2249
2250 Text.
2251
2252 \appendix
2253 \chapter{Dokumente}
2254 \minitoc % Aufruf Minitoc
2255
2256 \section{Anhang}\label{sec:anhang}
2257 Text.\\
2258 Hier sollte nun der Anhang sein, davor das Verzeichnis dafür.
2259 \end{document}
2260 </mtc - scr>
```

## 4.22 The `mtc-syn.tex` document file

This document shows the use of the `minitoc` package when the table of contents is not at the beginning of the document, but is preceded by some starred chapters.

We have the preamble, then we invoke `\dominitoc` to prepare the minitocs:

```
2261 \*mtc - syn)
2262 \documentclass[a4paper,twoside,12pt]{book}
2263 \usepackage{minitoc}
2264 \begin{document}
2265 \dominitoc
```

Some starred chapters, with calls to `\mtcaddchapter` to synchronize. The optional argument is used when an entry in the ToC is wanted:

```
2266 \chapter*{ } % Dedication chapter, no title
2267 \mtcaddchapter          % Added for a starred chapter
2268                        % without entry in the ToC
2269 Dedication goes here
2270
2271 \chapter*{Abstract}
2272 \mtcaddchapter[Abstract] % Added for a starred chapter
2273                        % with an entry in the ToC
2274 Abstract goes here
2275
2276 \chapter*{Declaration}
2277 \mtcaddchapter[Declaration] % Added for a starred chapter
2278                        % with an entry in the ToC
2279 Declaration goes here
```

The table of contents comes here. Looking at the `document.log` file shows that the minitoc files inserted after here are from one chapter to far: we add a correction.

```
2280 \tableofcontents
2281 \decrementmtc % Synchro added (look at the .log file)
```

The following chapters are normal (unstarred):

```
2282 \chapter{Chapter One}
2283 \minitoc
2284
2285 \section{Section 1}
2286 Some text.
2287
2288 \section{Section 2}
2289 Some text.
2290
2291 \chapter{Chapter Two}
2292 \minitoc
```

```

2293
2294 \section{Another Section 1}
2295 Some more text.
2296
2297 \section{Another Section 2}
2298 Some more text.
2299
2300 \end{document}
2301 </mtc – syn>

```

## 4.23 The mtc-tbi.tex document file

This document shows the use of the `minitoc` package with a document using the `tocbibind` package [253].

```

2302 <*mtc – tbi>
2303 \documentclass[a4paper]{report}

```

We don't want an entry for the TOC in the TOC: option `nottoc` for the `tocbibind` package:

```

2304 \usepackage[nottoc]{tocbibind}
2305 \usepackage%
2306 [tight,listfiles]{minitoc}
2307 \begin{document}
2308 \dominitoc
2309 \tableofcontents

```

As there is no entry for the TOC in the TOC, no correction is necessary; we comment out the usual correction<sup>3</sup>:

```

2310 %% tocbibind compatibility
2311 %% not used if nottoc option :
2312 %% \mtcaddchapter[]

```

A starred chapter with an entry in the TOC; we add it;

```

2313 \chapter*{Introduction}
2314 \mtcaddchapter[Introduction]

```

Some normal chapters:

```

2315 \chapter{Title of chapter~1}
2316 \minitoc
2317 \section{as1}
2318 \section{as2}
2319 \chapter{Title of chapter~2}
2320 \minitoc
2321 \section{bs1}
2322 \section{bs2}
2323 \chapter{Title of chapter~3}
2324 \minitoc
2325 \section{cs1}
2326 \section{cs2}
2327 \chapter{Title of chapter~4}
2328 \minitoc
2329 \section{ds1}
2330 \section{ds2}

```

Another starred chapter, with an entry in the TOC:

```

2331 \chapter*{Conclusion}
2332 \mtcaddchapter[Conclusion]

```

Yet another starred chapter, with an entry in the TOC, but with starred sections, also listed in the TOC:

```

2333 \chapter*{Appendices}
2334 \mtcaddchapter[Appendices]
2335 \minitoc
2336 \section*{first appendix}
2337 \addcontentsline{toc}{section}%
2338 {first appendix}

```

<sup>3</sup> It is recommended to keep this comment; you could change your mind.



```

2339 \section*{second appendix}
2340 \addcontentsline{toc}{section}%
2341   {second appendix}

```

The list of figures has an entry in the TOC (via the `tocbibind` package), so a correction must be applied:

```

2342 \listoffigures
2343 %% tocbibind compatibility
2344 \mtcaddchapter

```

The `tocbibind` package adds an entry in the TOC for the bibliography, so we must add the recommended correction:

```

2345 \begin{thebibliography}{3}
2346   \bibitem{s1}{title ...}
2347 \end{thebibliography}
2348 %% tocbibind compatibility
2349 \adjustmtc
2350 \end{document}
2351 \</mtc - tbi>

```

## 4.24 The `mtc-tlc.tex` document file

This document shows the use of the `minitoc` package in a document of the `article` class. It is the example of [188, page 58], modernized.

```

2352 \<*mtc - tlc>
2353 \documentclass{article}

```

Dimensions of the text on the page:

```

2354 \setlength{\textwidth}%
2355   {124.20126pt}
2356 \setlength{\textheight}%
2357   {19\baselineskip}

```

We load the `minitoc` package and set some parameters (indentation, base font and depth) for the `secttocs`:

```

2358 \usepackage[listfiles]{minitoc}
2359 \setlength{\stcindent}{0pt}
2360 \mtcsetfont{secttoc}{*}%
2361   {\footnotesize}
2362 \mtcsetdepth{secttoc}{3}

```

We prepare the `secttocs`, without title, and the table of contents which is not printed:

```

2363 \begin{document}
2364 \dosecttoc[e]
2365 \faketableofcontents
2366
2367 \section{Afghanistan}
2368 \secttoc
2369 \subsection{Geography}
2370 \subsubsection{Total area}
2371   647,500 km2
2372 \subsubsection{Land area}
2373   647,500 km2
2374 \subsection{History} \ldots
2375
2376 \section{Albania}
2377 \secttoc
2378 \subsection{Geography}
2379 \subsubsection{Total area}
2380   28,750 km2
2381 \subsubsection{Land area}
2382   27,400 km2
2383 \subsection{History} \ldots
2384 \end{document}
2385 \</mtc - tlc>

```

## 4.25 The `mtc-tsf.tex` document file

This document<sup>4</sup> shows the use of the `minitoc` package with a document containing subfigures (here with the `subfig` package [96]). We show how to use `minilofs` and to adjust their depth.

The preamble loads the `subfig` package and redefines the format of subfigure entries in the list of figures:

```
2386 <*mtc - tsf>
2387 \documentclass{report}
2388 \usepackage{fullpage}
2389 \usepackage[config=altsf]{subfig}
2390 \usepackage[tight,listfiles]{minitoc}
```

This is utility code to make graduated rules and a box around a figure.

```
2391 \newdimen\testtemp
2392 \newcommand{\ru}[1]{%
2393   \testtemp #1%
2394   \advance\testtemp .5pt%
2395   \divide\testtemp 2%
2396   \hbox to \testtemp{\leaders\hbox to 1mm{%
2397     \vrule height1mm depth0pt width.25pt\hfil}\hfil}%
2398   \hbox to 0pt{\hss\vrule height3mm depth0pt width.25pt\hss}%
2399   \hbox to \testtemp{\leaders\hbox to 1mm{%
2400     \hfil\vrule height1mm depth0pt width.25pt\hfil}}
2401}%
2402 \fboxsep=-\fboxrule
2403 \newcommand{\figbox}[1]{%
2404   \fbox{%
2405     \vbox to 1in{%
2406       \vfil
2407       \hbox to 2in{%
2408         \parbox{2in}{%
2409           \centering
2410           #1}}}%
2411     \vfil
2412     \vbox to 0pt{%
2413       \vss
2414       \hbox to 2in{%
2415         \hfil
2416         \ru{1.1in}%
2417         \hfil}}}}}
```

The body of the document. We set the depth of the list of figures and prepare the `minilofs` and the list of figures:

```
2418 \begin{document}
2419 \setcounter{lofdepth}{2}
```

---

<sup>4</sup> It is derived from one of the examples distributed with the `subfig` package [96].

```

2420 \dominilof
2421 \listoffigures
2422 \newpage

```

A chapter containing a figure with subfigures. We print a minilof twice, with different depths:

```

2423 \chapter{Reference Test}
2424 \minilof
2425 \mtcskip
2426 \mtcsetdepth{minilof}{1}
2427 \minilof
2428
2429 \begin{figure}[ht]%
2430   \centering
2431   \subfigure{%
2432     \label{fig+A}%
2433     \figbox{SUBFIGURE ONE:\\
2434             (no opt)}}
2435   \quad
2436   \subfigure[]{%
2437     \label{fig+B}%
2438     \figbox{SUBFIGURE TWO:\\
2439             (empty opt)}}\\
2440
2441   \subfigure[Subfigure Three.]{%
2442     \label{fig+C}%
2443     \figbox{SUBFIGURE THREE:\\
2444             (opt)}}
2445   \quad
2446   \subfigure[][Subfigure Four.]{%
2447     \label{fig+D}%
2448     \figbox{SUBFIGURE FOUR:\\
2449             (empty opt and opt)}}
2450   \quad
2451   \subfigure[][]{%
2452     \label{fig+E}%
2453     \figbox{SUBFIGURE FIVE:\\
2454             (both empty opt)}}\\
2455
2456   \subfigure[The Sixth Subfigure.][Subfigure Six.]{%
2457     \label{fig+F}%
2458     \figbox{SUBFIGURE SIX:\\
2459             (both opt)}}
2460   \quad
2461   \subfigure[The Seventh Subfigure][]{%
2462     \label{fig+G}%
2463     \figbox{SUBFIGURE SEVEN:\\
2464             (opt and empty opt)}}
2465
2466   \caption{Optional argument test.}%
2467   \label{fig+main}%
2468 \end{figure}
2469

```

```
2470 The figure~\ref{fig+main} on page~\pageref{fig+main} is composed
2471 of the seven subfigures~\subref{fig+A} (aka: \ref{fig+A}),
2472 \subref{fig+B} (aka: \ref{fig+B}), \subref{fig+C} (aka: \ref{fig+C}),
2473 \subref{fig+D} (aka: \ref{fig+D}), \subref{fig+E} (aka: \ref{fig+E}),
2474 \subref{fig+F} (aka: \ref{fig+F}), and \subref{fig+G} (aka: \ref{fig+G}).
2475
2476 \section{Centering Test}
2477 Note that figures~\ref{fig+B}, \ref{fig+E} and \ref{fig+G} are centered.
2478 This means that \verb|\subfigcapskip| has been set to zero and is not
2479 offsetting the simple label to the left. Also the remaining captioned
2480 subfigures (figures~\ref{fig+C}, \ref{fig+D}, and \ref{fig+F}) should
2481 have centered labels.
2482 \end{document}
2483 </mtc - tsf>
```

# Chapter 5

## Messages

### Contents

<b>5.1</b>	<b>Introduction</b>	<b>141</b>
<b>5.2</b>	<b>Messages from the <code>minitoc</code> package</b>	<b>143</b>
5.2.1	Informative messages	143
5.2.1.1	Informative messages for hints	151
5.2.2	Warning messages	154
5.2.2.1	Warning messages for hints	159
5.2.3	Error messages	175
<b>5.3</b>	<b>Messages from the <code>mtcoff</code> package</b>	<b>188</b>
5.3.1	Warning messages	188
<b>5.4</b>	<b>Message from the <code>mtcpatchmem</code> package</b>	<b>190</b>

### 5.1 Introduction

This chapter lists and comments the messages given by the `minitoc` package, and is associates, `mtcoff` and `mtcpatchmem`<sup>1</sup>.

- The first line of each message contains usually the name of the package and an unique identifier (this identifier may be useful to search in this chapter of the documentation, but has no special meaning, except the leading letter: I for informative, W for warning, and E for error).
- Informative messages are written only in the `document.log` file; the prefix is F for the warning messages from the `mtcoff` package and M for the informative message from the `mtcpatchmem` package.
- Warning messages are shown on the screen (but often too quickly to be seen, because normally `LATEX` does not stop for warnings) and written in the `document.log` file.

<sup>1</sup> The texts of the messages given in this chapter may slightly differ from the real text, because some messages contain some variable elements and the layout may differ.

- Error messages are shown on the screen and written in the *document.log* file, but  $\text{\LaTeX}$  stops, so you can ask for help by typing “h”.
- In this chapter, some words in the messages are typeset in italic characters; they represent the variable parts of the message:
  - *ARG1* The first argument of the command.
  - *ARG2* The second argument of the command.
  - *ARG3* The third argument of the command.
  - *CLASS* The name of the class of your document.
  - *command* The name of the command.
  - *counter* The name of a  $\text{\LaTeX}$  counter.
  - *document* The name of your document, without its *.tex* extension.
  - *extension* The extension part of the name of a file.
  - *file* The name of a file (often a minitoc auxiliary file, the *document.toc* file, the *document.lof* file, or the *document.lot* file).
  - *internal\_name* The name of an internal macro redefined by a `\mtcset...` command.
  - *LANGUAGE* The name of the language (for `\mtcselectlanguage`).
  - *LINE* The number of the line in the source file.
  - *macro* The name of a minitoc font command redefined by `\mtcsetfont`.
  - *new\_title* The new value of a title redefined by `\mtcsettitle`.
  - *NUMBER* The number of mini-tables of the given type in your document (when you are using short extensions and that number is greater than 99).
  - *PREPARATION* The name of a minitoc preparation command.
  - *sequence* A sequence of commands used to redefine an internal macro via a `\mtcset...` command.
  - *STRING* A string of characters, often part of a command name.
  - *value* The new value of a counter.

The messages are produced using macros from the `mtcmess` package, described in chapter 11 on page 427.

## 5.2 Messages from the minitoc package

### 5.2.1 Informative messages

---

```
Package: minitoc 2006/11/29 v50 Package minitoc (JPFD)
```

This is the announce message of the minitoc package, with its name, date and version. “JPFD” are my initials. This message has no identifier because it is emitted by `\ProvidesPackage`.

---

```
Package minitoc Info: <I0001>
(minitoc)             *** minitoc package, version 50 ***.
```

Remember the version of the package.

---

```
Package minitoc Info: <I0002>
(minitoc)             Autoconfiguration of extensions.
```

The minitoc package tries to determine if short or long extensions for file names are used by the operating system.

---

```
Package minitoc Info: <I0003>
(minitoc)             chapter level macros available.
```

The `\chapter` sectionning command is available, so you can use the mini-table commands at the chapter level, but *not* the mini-table commands at the section level.

---

```
Package minitoc Info: <I0004>
(minitoc)             chapter level macros NOT available.
```

The `\chapter` sectionning command is *not* available, so you cannot use the mini-table commands at the chapter level, but, if the `\section` sectionning command is available, you can use mini-table commands at the section level.

---

```
Package minitoc Info: <I0005>
(minitoc)           compatible with hyperref.
```

This version of minitoc is compatible with the hyperref package.

---

```
Package minitoc Info: <I0006>
(minitoc)           document.extension is empty on input line LINE.
```

The auxiliary file for a mini-table is found empty (or inexistent) when minitoc tries to insert it. If the `checkfiles` option is active, it is skipped.

---

```
Package minitoc Info: <I0007>
(minitoc)           Horizontal rules are activated
(minitoc)           for the ARGIs on input line LINE.
```

The horizontal rules will be present in the mini-tables of type *ARGI*.

---

```
Package minitoc Info: <I0008>
(minitoc)           Horizontal rules are inhibited
(minitoc)           for the ARGIs on input line LINE.
```

The horizontal rules will be omitted in the mini-tables of type *ARGI*.

---

```
Package minitoc Info: <I0009>
(minitoc)           Listing minitoc auxiliary files.
(minitoc)           Creating the document.maf file.
```

You have used the `listfiles` package option. A list of the minitoc auxiliary files is written in the `document.maf` file. It may be helpful to delete these files. See section 1.7 on page 49. This option is the default since version #48.



---

```

Package minitoc Info: <I0010>
Package minitoc Info: The LANGUAGE language is selected.
(minitoc)                on input line LINE.

```

The *LANGUAGE.mld* file has been successfully loaded for the *LANGUAGE* language<sup>2</sup> by the `\mtcselectlanguage` command at line *LINE*. The titles for the mini-tables are changed.

---

```

Package minitoc Info: <I0011>
(minitoc)                LANGUAGE language object selected.
(minitoc)                on input line LINE.

```

The `\mtcselectlanguage` macro has successfully (indirectly) loaded the *LANGUAGE.mlo* minitoc object file.

---

```

Package minitoc Info: <I0012>
(minitoc)                Long extensions (Unix-like) will be used.

```

The autoconfiguration has detected that your operating system is able to use long extensions; this will be the default.

---

```

Package minitoc Info: <I0013>
(minitoc)                \mtcsetdepth redefines the counter
(minitoc)                "counter" as "value" on input line LINE.

```

The `\mtcsetdepth` macro changes the value of the specified depth counter and forces it to *value*.

---

```

Package minitoc Info: <I0014>
(minitoc)                \mtcsetfeature redefines the macro
(minitoc)                "internal_name" as
(minitoc)                "sequence" on input line LINE.

```

---

<sup>2</sup> The *english.mld* file is always loaded first, to have english as default language.

The `\mtcsetfeature` macro has redefined the internal macro *internal\_name* with the given *sequence*.

---

```
Package minitoc Info: <I0015>
(minitoc)           \mtcsetfont redefines the macro
(minitoc)           "macro" as "sequence" on input line LINE.
```

The `\mtcsetfont` command redefines the (old style) *macro* by the given *sequence* of font commands.

---

```
Package minitoc Info: <I0016>
(minitoc)           \mtcsetformat redefines the macro
(minitoc)           "\internal_name" as "ARG3" on input line LINE.
```

The macro `\mtcsetformat` redefines an internal macro with the value given by its third argument.

---

```
Package minitoc Info: <I0017>
(minitoc)           \mtcsettitle redefines the macro
(minitoc)           "internal_name" as
(minitoc)           "new_title" on input line LINE.
```

A mini-table title is redefined via the `\mtcsettitle` macro.

---

```
Package minitoc Info: <I0018>
(minitoc)           \mtcsettitlefont redefines the macro
(minitoc)           "\internal_name" as
(minitoc)           "sequence" on input line LINE.
```

The `\mtcsettitlefont` macro redefines the (old style) `\internal_name` macro which the given *sequence*.

---

```

Package minitoc(hints) Info: <I0019>
(minitoc(hints))           No hints have been written
(minitoc(hints))           in the document.log file.

```

The hints package option has detected no potential problem.

---

```

Package minitoc Info: <I0020>
(minitoc)             old version of the memoir class.

```

The version of the memoir class is old. The minitoc package does not need to patch this class.

---

```

Package minitoc Info: <I0021>
(minitoc)             Page numbers are activated
(minitoc)             for the ARGIs on input line LINE.

```

The page numbers will be present in the mini-tables of type *ARGI*.

---

```

Package minitoc Info: <I0022>
(minitoc)             Page numbers are inhibited
(minitoc)             for the ARGIs on input line LINE.

```

The page numbers will be omitted in the mini-tables of type *ARGI*.

---

```

Package minitoc Info: <I0023>
(minitoc)             part level macros available.

```

The `\part` sectionning command is available, so you can use the mini-table commands at the part level.

---

```
Package minitoc Info: <I0024>
(minitoc)             PREPARING MINITOCs FROM file on input line LINE.
```

A `\dominitoc` command prepares the minitoc auxiliary files for minitocs from *file*.

---

```
Package minitoc Info: <I0025>
(minitoc)             PREPARING PARTTOCS FROM file on input line LINE.
```

A `\doparttoc` command prepares the parttoc auxiliary files for parttocs from *file*.

---

```
Package minitoc Info: <I0026>
(minitoc)             PREPARING SECTTOCS FROM file on input line LINE.
```

A `\dosecttoc` command prepares the secttoc auxiliary files for secttocs from *file*.

---

```
Package minitoc Info: <I0027>
(minitoc)             recent version of the memoir class.
```

The version of the memoir class is recent. The minitoc package will try to patch it.

---

```
Package minitoc Info: <I0028>
(minitoc)             section level macros available.
```

The `\section` sectionning command is available but the `\chapter` sectionning command is *not* available, so you can use the mini-table commands at the section level.

---

```
Package minitoc Info: <I0029>
(minitoc)             section level macros NOT available.
```

The `\section` sectionning command is not defined (by the document class), so the section level commands of the minitoc package are not available.

---

```

Package minitoc Info: <I0030>
(minitoc)             the memoir class is loaded:
(minitoc)             compatibility attempted.

```

The memoir document class is used. The minitoc package tries to ensure compatibility.

---

```

Package minitoc Info: <I0031>
(minitoc)             ==> this version is configured for UNIX-like
(minitoc)             (long extensions) file names.

```

The autoconfiguration has detected that your operating uses UNIX-like (long extensions) file names.

---

```

Package minitoc Info: <I0032>
(minitoc)             This version of the memoir class uses
(minitoc)             a version of \chapter which is
(minitoc)             incompatible with the minitoc package.
(minitoc)             We try to patch.

```

The memoir class uses a version of the \chapter command which needs to be corrected because its syntax has been changed. A patch is loaded.

---

```

Package minitoc Info: <I0033>
(minitoc)             Writing document.extension.

```

An auxiliary file for a mini-table is written by a minitoc preparation command (like \dominitoc).

---

```

Package minitoc Info: <I0034>
(minitoc)             PREPARING MINILOFS FROM file on input line LINE.

```

A \dominilof command prepares the minilof auxiliary files for minilofs from *file*.

---

```
Package minitoc Info: <I0035>
(minitoc)             PREPARING PARTLOFS FROM file on input line LINE.
```

A \dopartlof command prepares the partlof auxiliary files for partlofs from *file*.

---

```
Package minitoc Info: <I0036>
(minitoc)             PREPARING SECTLOFS FROM file on input line LINE.
```

A \dosectlof command prepares the sectlof auxiliary files for sectlofs from *file*.

---

```
Package minitoc Info: <I0037>
(minitoc)             PREPARING MINILOTS FROM file on input line LINE.
```

A \dominilot command prepares the minilot auxiliary files for minilots from *file*.

---

```
Package minitoc Info: <I0038>
(minitoc)             PREPARING PARTLOTS FROM file on input line LINE.
```

A \dopartlot command prepares the partlot auxiliary files for partlots from *file*.

---

```
Package minitoc Info: <I0039>
(minitoc)             PREPARING SECTLOTS FROM file on input line LINE.
```

A \dosectlot command prepares the sectlot auxiliary files for sectlots from *file*.

## 5.2.1.1 Informative messages for hints

---

```
Package minitoc(hints) Info: <I0040>
(minitoc(hints))           The ‘‘abstract’’ package has been
(minitoc(hints))           loaded with the ‘‘addtotoc’’ option.
(minitoc(hints))           You need to look at the
(minitoc(hints))           documentation to adjust.
```

As you are using the `abstract` package with its `addtotoc` option, you should look at the `minitoc` package documentation for specific precautions. See section 2.27 on page 67.

---

```
Package minitoc(hints) Info: <I0041>
(minitoc(hints))           --- The amsbook class is loaded.
(minitoc(hints))           See the minitoc package documentation
(minitoc(hints))           for specific precautions.
```

As you are using the `amsbook` class, you should look at the `minitoc` package documentation for specific precautions. See section 2.24 on page 63.

---

```
Package minitoc(hints) Info: <I0042>
(minitoc(hints))           --- The appendix package is loaded.
(minitoc(hints))           See the minitoc package documentation
(minitoc(hints))           for specific precautions.
```

As you are using also the `appendix` package, you should look at the `minitoc` package documentation for specific precautions. See section 2.20 on page 60.

---

```
Package minitoc(hints) Info: <I0043>
(minitoc(hints))           --- The KOMAScript CLASS class is loaded.
(minitoc(hints))           See the minitoc package documentation
(minitoc(hints))           for specific precautions.
```

As you are using also the `CLASS` class, you should look at the `minitoc` package documentation for specific precautions. See section 1.5.5 on page 47. The classes involved here are `scrbook`, `scrreprt`, and `scrarcl`, i.e., the KOMA-Script classes [194, 147] compatible with `minitoc`.

---

```

Package minitoc(hints) Info: <I0044>
(minitoc(hints))          --- The memoir class is loaded.
(minitoc(hints))          See the minitoc package documentation
(minitoc(hints))          for specific precautions.

```

As you are using the `memoir` class, you should look at the `minitoc` package documentation for specific precautions. See section 2.22 on page 62.

---

```

Package minitoc(hints) Info: <I0045>
(minitoc(hints))          The \PREPARATION command
(minitoc(hints))          has been invoked more than once
(minitoc(hints))          on input line LINE.

```

A `minitoc` preparation command has been invoked more than once.

---

```

Package minitoc(hints) Info: <I0046>
(minitoc(hints))          --- The tocbibind package is loaded.
(minitoc(hints))          See the minitoc package documentation
(minitoc(hints))          for specific precautions.

```

As you are using also the `tocbibind` package, you should look at the `minitoc` package documentation for specific precautions. See section 1.5.5 on page 47.

---

```

Package minitoc(hints) Info: <I0047>
(minitoc(hints))          --- The tocloft package is loaded.
(minitoc(hints))          See the minitoc package documentation
(minitoc(hints))          for specific precautions.

```

As you are using also the `tocloft` package, you should look at the `minitoc` package documentation for specific precautions. See section 2.21 on page 61.



---

```

Package minitoc(hints) Info: <I0048>
(minitoc(hints))           Using \mtcprepare may induce some
(minitoc(hints))           hints about the preparation commands,
(minitoc(hints))           because it invokes ALL the preparation
(minitoc(hints))           commands allowed by the document class,
(minitoc(hints))           without any previous check.

```

The `\mtcprepare` command invoke all the possible preparation commands, depending only on the document class and the available contents files. It does not known exactly what you want, so it can prepare too many mini-tables files.

---

```

Package minitoc(hints) Info: <I0049>
(minitoc(hints))           ==> You requested the hints option
(minitoc(hints))           Some hints are eventually given below.

```

As you have requested the `hints` package option (which is set by default), some “hints” are eventually given in the `document.log` file. You can find them easily by searching for the string “`minitoc(hints)`” with a text editor.

---

```

Package minitoc Warning: <I0050>
(minitoc)                  The required "LANGUAGE.mld" file is missing.
(minitoc)                  The "LANGUAGE" language option will not be available.
(minitoc)                  Please install it from a recent distribution
(minitoc)                  or from the CTAN archives.

```

The `LANGUAGE.mld` has not been installed on your system. You should take it from a recent distribution or from the CTAN archives to complete your installation, else the `LANGUAGE` language option will not be available.

---

```

Package minitoc Warning: <I0051>
(minitoc)                  The required "LANGUAGE.mlo" file is missing.
(minitoc)                  The "LANGUAGE" language option will not be available.
(minitoc)                  Please install it from a recent distribution
(minitoc)                  or from the CTAN archives.

```

The `LANGUAGE.mlo` has not been installed on your system. You should take it from a recent distribution or from the CTAN archives to complete your installation, else the `LANGUAGE` language option will not be available.

### 5.2.2 Warning messages

---

```
Package minitoc Warning: <W0001>
(minitoc)                \chapter and \section are undefined.
(minitoc)                Cannot use \mtcfixglossary without
(minitoc)                optional argument [part].
```

The sectionning commands `\chapter` and `\section` are not defined (by the document class), hence the `\mtcfixglossary` macro cannot be used without an optional argument (try `\part`). This situation is very unlikely to happen, so also verify your document class.

---

```
Package minitoc Warning: <W0002>
(minitoc)                \chapter and \section are undefined.
(minitoc)                Cannot use \mtcfixindex without
(minitoc)                optional argument [part].
```

The sectionning commands `\chapter` and `\section` are not defined (by the document class), hence the `\mtcfixindex` macro cannot be used without an optional argument (try `\part`). This situation is very unlikely to happen, so also verify your document class.

---

```
Package minitoc Warning: <W0003>
(minitoc)                \firstchapteris is an obsolete
(minitoc)                command on input line LINE.
```

You have used an obsolete command (`\firstchapteris`). You should remove it.

---

```
Package minitoc Warning: <W0004>
(minitoc)                \firstpartis is an obsolete
(minitoc)                command on input line LINE.
```

You have used an obsolete command (`\firstpartis`). You should remove it.

---

```
Package minitoc Warning: <W0005>
(minitoc)                \firstsectionis is an obsolete
(minitoc)                command on input line LINE.
```

You have used an obsolete command (`\firstsectionis`). You should remove it.

---

```
Package minitoc Warning: <W0006>
(minitoc)                \mtcfixglossary can only be used
(minitoc)                with the [part] optional argument,
(minitoc)                which becomes the default.
```

The `\mtcfixglossary` macro can only use `[part]` as optional argument (which becomes the default), because `\chapter` and `\section` are not defined.

---

```
Package minitoc Warning: <W0007>
(minitoc)                \mtcfixindex can only be used
(minitoc)                with the [part] optional argument,
(minitoc)                which becomes the default.
```

The `\mtcfixindex` macro can only use `[part]` as optional argument (which becomes the default), because `\chapter` and `\section` are not defined.

---

```
Package minitoc Warning: <W0008>
(minitoc)                No file file.
(minitoc)                MINILOFS NOT PREPARED on input line LINE.
```

The *file* cannot be found, because it has not been created by a `\dominilof` command. Please check if you have called `\dominilof` in the correct sequence of commands.

---

```
Package minitoc Warning: <W0009>
(minitoc)                No file file.
(minitoc)                MINILOTS NOT PREPARED on input line LINE.
```

The *file* cannot be found, because it has not been created by a `\dominilot` command. Please check if you have called `\dominilot` in the correct sequence of commands.

---

```
Package minitoc Warning: <W0010>
(minitoc)                No file file.
(minitoc)                MINITOCs NOT PREPARED on input line LINE.
```

The *file* cannot be found, because it has not been created by a `\dominitoc` command. Please check if you have called `\dominitoc` in the correct sequence of commands.

---

```
Package minitoc Warning: <W0011>
(minitoc)                No file file.
(minitoc)                PARTLOFS NOT PREPARED on input line LINE.
```

The *file* cannot be found, because it has not been created by a `\dopartlof` command. Please check if you have called `\dopartlof` in the correct sequence of commands.

---

```
Package minitoc Warning: <W0012>
(minitoc)                No file file.
(minitoc)                PARTLOTS NOT PREPARED on input line LINE.
```

The *file* cannot be found, because it has not been created by a `\dopartlot` command. Please check if you have called `\dopartlot` in the correct sequence of commands.

---

```
Package minitoc Warning: <W0013>
(minitoc)                No file file.
(minitoc)                PARTTOCS NOT PREPARED on input line LINE.
```

The *file* cannot be found, because it has not been created by a `\doparttoc` command. Please check if you have called `\doparttoc` in the correct sequence of commands.

---

```
Package minitoc Warning: <W0014>
(minitoc)                No file file.
(minitoc)                SECTLOFS NOT PREPARED on input line LINE.
```

The *file* cannot be found, because it has not been created by a `\dosectlof` command. Please check if you have called `\dosectlof` in the correct sequence of commands.

---

```
Package minitoc Warning: <W0015>
(minitoc)                No file file.
(minitoc)                SECTLOTS NOT PREPARED on input line LINE.
```

The *file* cannot be found, because it has not been created by a `\dosectlot` command. Please check if you have called `\dosectlot` in the correct sequence of commands.

---

```
Package minitoc Warning: <W0016>
(minitoc)                No file file.
(minitoc)                SECTTOCS NOT PREPARED on input line LINE.
```

The *file* cannot be found, because it has not been created by a `\dosecttoc` command. Please check if you have called `\dosecttoc` in the correct sequence of commands.

---

```
Package minitoc Warning: <W0017>
(minitoc)                no section or chapter level macros available
(minitoc)                PLEASE VERIFY YOUR MAIN DOCUMENT CLASS.
```

The `\chapter` and `\section` sectionning commands are not defined. Your document class is likely without any sectionning command, so the minitoc package is pointless. *Verify your main document class.*

---

```
Package minitoc Warning: <W0018>
Package minitoc Warning: part level macros NOT available.
```

The `\part` sectionning command is not defined (by the document class), so the part level commands of the minitoc package are not available. It is a warning message because most classes with sectionning commands define the `\part` command, so you should verify which class you are using.

---

```
Package minitoc Warning: <W0019>
(minitoc)                Short extensions (MSDOS-like) will be used.
(minitoc)                ==> this version is configured for MSDOS-like
(minitoc)                (8+3) file names.
```

The autofiguration has found that the operating system uses file names with short extensions (8+3 scheme).

```
Package minitoc Warning: <W0020>
(minitoc)                You have forced the use of short extensions.
```

You have used the `shorttext` package option to force the use of short extensions (8+3 scheme). This action limits the number of usable mini-tables of each kind and may be problematic if you have more than 99 mini-tables of the same kind. If your operating system allows for long extensions, do not use the `shorttext` package option, except for testing purposes.

```
Package minitoc Warning: <W0021>
(minitoc)                Your version of latex.tex is obsolete.
(minitoc)                Trying to continue...
```



You are using an obsolete version of  $\text{\LaTeX}$ , but the minitoc package will try to continue. It would be better to update your  $\text{\LaTeX}$  installation.

```
Package minitoc Warning: <W0022>
Package minitoc Warning: Your version of latex.tex is very obsolete.
(minitoc)                Trying to continue... crossing fingers.
```



Your version of  $\text{\LaTeX}$  is very obsolete, and almost unusable with the minitoc package. You can try to continue the compilation, but you are urged to update your  $\text{\LaTeX}$  installation as soon as possible.

```
Package minitoc Warning: <W0093>
(minitoc)                Some "*.mld" or "*.mlo" files are missing
(minitoc)                in your installation.
(minitoc)                Search for the I0050 and I0051 info messages
(minitoc)                in the .log file.
(minitoc)                Please install the missing files from
(minitoc)                a recent distribution
(minitoc)                or from the CTAN archives.
```

Some .mld or .mlo files have not been installed on your system. Search for the I0050 and I0051 info messages in the *document.log* file to find which files are missing. You can retrieve them from a recent distribution or from the CTAN archives to complete your installation, else some language options will not be available. The list of the missing files is given in the W0094 warning message.

---

```
Package minitoc Warning: <W0094>
(minitoc)                Missing minitoc language file(s):
(minitoc)                ...
```

Some .mld or .mlo files have not been installed on your system. The list is given in the message.

### 5.2.2.1 Warning messages for hints

---

```
Package minitoc(hints) Warning: <W0023>
(minitoc(hints))          --- It may be the consequence
(minitoc(hints))          of loading the ‘hyperref’ package.
```

Some sectionning commands have been altered *after* the loading of the minitoc package. The *hyperref* package does that, but it is harmless. For other packages or user-made alterations, it is recommended to alter the sectionning commands only *before* loading the minitoc package. See section 2.17 on page 59.

---

```
Package minitoc(hints) Warning: <W0024>
(minitoc(hints))          Some hints have been written
(minitoc(hints))          in the document.log file.
```

The hints package option has detected some potential problems and written hints into the *document.log* file. You can search it for the “minitoc(hints)” string with a text editor.

---

```
Package minitoc(hints) Warning: <W0025>
(minitoc(hints))          --- The alphanum package is loaded.
(minitoc(hints))          It is incompatible
(minitoc(hints))          with the minitoc package.
```

You are using the `alphanum` package which is incompatible with the `minitoc` package. The compilation can continue, but the result could be unsatisfactory.

---

```
Package minitoc(hints) Warning: <W0026>
(minitoc(hints))          --- The amsart class is loaded.
(minitoc(hints))          It is incompatible
(minitoc(hints))          with the minitoc package.
```

You are using the `amsart` document class which is incompatible with the `minitoc` package. The compilation can continue, but the result could be unsatisfactory.

---

```
Package minitoc(hints) Warning: <W0027>
(minitoc(hints))          --- The amsproc class is loaded.
(minitoc(hints))          It is incompatible
(minitoc(hints))          with the minitoc package.
```

You are using the `amsproc` document class which is incompatible with the `minitoc` package. The compilation can continue, but the result could be unsatisfactory.

---

```
Package minitoc(hints) Warning: <W0028>
(minitoc(hints))          --- The \chapter command is altered
                           after minitoc.
```

Some packages alter the sectioning commands, like `\chapter`. Most of them should be loaded *before* the `minitoc` package. The `hyperref` package, even if it is loaded *before* the `minitoc` package (as recommended), alters the sectioning commands in an `\AtBeginDocument`, so this message is always printed when you use the `hyperref` package with `minitoc`, but then it is harmless.

---

```
Package minitoc(hints) Warning: <W0029>
Package minitoc(hints) Warning: --- The jura class is loaded.
(minitoc(hints))          It is incompatible
(minitoc(hints))          with the minitoc package.
```

You are using the `jura` document class which is incompatible with the `minitoc` package. The compilation can continue, but the result could be unsatisfactory.



---

```
Package minitoc(hints) Warning: <W0030>
(minitoc(hints))          --- The \part command is altered
                           after minitoc.
```

Some packages alter the sectionning commands, like `\part`. Most of them should be loaded *before* the minitoc package. The hyperref package, even if it is loaded *before* the minitoc package (as recommended), alters the sectionning commands in an `\AtBeginDocument`, so this message is always printed when you use the hyperref package with minitoc, but then it is harmless.

---

```
Package minitoc(hints) Warning: <W0031>
(minitoc(hints))          --- The placeins package is loaded
(minitoc(hints))          without the section option,
(minitoc(hints))          but minitoc used the insection option
(minitoc(hints))          which implies it. Try to inverse the
(minitoc(hints))          loading order and use consistent options.
(minitoc(hints))          You may have got a message
(minitoc(hints))          ! LaTeX Error: Option clash for package placeins.
```

You are using the placeins package, but without its `section` option, while minitoc is called with its `insection` option which implies it. See page 29, near a “dangerous bend” symbol like the one shown in the margin.




---

```
Package minitoc(hints) Warning: <W0032>
(minitoc(hints))          --- The placeins package loaded is
(minitoc(hints))          too old. It should have a version
(minitoc(hints))          date of 2005/04/18 at least.
```

You are using an obsolete version of the placeins package. Please update it from the CTAN archives or a recent distribution.

---

```
Package minitoc(hints) Warning: <W0033>
(minitoc(hints))          The caption package should be
(minitoc(hints))          loaded BEFORE the minitoc package.
```

The caption package alters some commands and must be loaded *before* the minitoc package. See section 2.31 on page 69.

---

```
Package minitoc(hints) Warning: <W0034>
(minitoc(hints))               The caption2 package should be
(minitoc(hints))               loaded BEFORE the minitoc package.
```

The caption2 package alters some commands and must be loaded *before* the minitoc package. See section 2.31 on page 69.

---

```
Package minitoc(hints) Warning: <W0035>
(minitoc(hints))               The ccaption package should be
(minitoc(hints))               loaded BEFORE the minitoc package.
```

The ccaption package alters some commands and must be loaded *before* the minitoc package. See section 2.31 on page 69.

---

```
Package minitoc(hints) Warning: <W0036>
(minitoc(hints))               The mcaption package should be
(minitoc(hints))               loaded BEFORE the minitoc package.
```

The mcaption package alters some commands and must be loaded *before* the minitoc package. See section 2.31 on page 69.

---

```
Package minitoc(hints) Warning: <W0037>
(minitoc(hints))               The sectsty package should be
(minitoc(hints))               loaded BEFORE the minitoc package.
```

The sectsty package alters some commands and must be loaded *before* the minitoc package. See section 2.28 on page 67.

---

```
Package minitoc(hints) Warning: <W0038>
(minitoc(hints))               The varsects package should be
(minitoc(hints))               loaded BEFORE the minitoc package.
```

The varsects package alters some commands and must be loaded *before* the minitoc package. See section 2.33 on page 69.

---

```
Package minitoc(hints) Warning: <W0039>
(minitoc(hints))          --- The \section command is altered
                           after minitoc.
```

Some packages alter the sectionning commands, like `\section`. Most of them should be loaded *before* the minitoc package. The `hyperref` package, even if it is loaded *before* the minitoc package (as recommended), alters the sectionning commands in an `\AtBeginDocument`, so this message is always printed when you use the `hyperref` package with minitoc, but then it is harmless.

---

```
Package minitoc(hints) Warning: <W0040>
(minitoc(hints))          --- The titletoc package is loaded.
(minitoc(hints))          It is incompatible
(minitoc(hints))          with the minitoc package.
```

You are trying to use also the `titletoc` package, but it is incompatible with the minitoc package. See note 17 on page 49.

---

```
Package minitoc(hints) Warning: <W0041>
(minitoc(hints))          You have attempted to insert
                           empty minilofs.
```

You have attempted to insert empty minilofs. If you have used the `nocheckfiles` package option, you will get some ugly empty mini-tables, with only a title and two horizontal rules. By default (`checkfiles` package option), you will only get this harmless message.

---

```
Package minitoc(hints) Warning: <W0042>
(minitoc(hints))          You have attempted to insert
                           empty minilots.
```

You have attempted to insert empty minilots. If you have used the `nocheckfiles` package option, you will get some ugly empty mini-tables, with only a title and two horizontal rules. By default (`checkfiles` package option), you will only get this harmless message.

---

```
Package minitoc(hints) Warning: <W0043>
(minitoc(hints))              You have attempted to insert
                               empty minitocs.
```

You have attempted to insert empty minitocs. If you have used the `nocheckfiles` package option, you will get some ugly empty mini-tables, with only a title and two horizontal rules. By default (`checkfiles` package option), you will only get this harmless message.

---

```
Package minitoc(hints) Warning: <W0044>
(minitoc(hints))              You have attempted to insert
                               empty partlofs.
```

You have attempted to insert empty partlofs. If you have used the `nocheckfiles` package option, you will get some ugly empty mini-tables, with only a title and two horizontal rules. By default (`checkfiles` package option), you will only get this harmless message.

---

```
Package minitoc(hints) Warning: <W0045>
(minitoc(hints))              You have attempted to insert
                               empty partlots.
```

You have attempted to insert empty partlots. If you have used the `nocheckfiles` package option, you will get some ugly empty mini-tables, with only a title and two horizontal rules. By default (`checkfiles` package option), you will only get this harmless message.

---

```
Package minitoc(hints) Warning: <W0046>
(minitoc(hints))              You have attempted to insert
                               empty parttocs.
```

You have attempted to insert empty parttocs. If you have used the `nocheckfiles` package option, you will get some ugly empty mini-tables, with only a title and two horizontal rules. By default (`checkfiles` package option), you will only get this harmless message.

---

```
Package minitoc(hints) Warning: <W0047>
(minitoc(hints))           You have attempted to insert
                           empty sectlofs.
```

You have attempted to insert empty sectlofs. If you have used the `nocheckfiles` package option, you will get some ugly empty mini-tables, with only a title and two horizontal rules. By default (`checkfiles` package option), you will only get this harmless message.

---

```
Package minitoc(hints) Warning: <W0048>
(minitoc(hints))           You have attempted to insert
                           empty sectlots.
```

You have attempted to insert empty sectlots. If you have used the `nocheckfiles` package option, you will get some ugly empty mini-tables, with only a title and two horizontal rules. By default (`checkfiles` package option), you will only get this harmless message.

---

```
Package minitoc(hints) Warning: <W0049>
(minitoc(hints))           You have attempted to insert
                           empty secttocs.
```

You have attempted to insert empty secttocs. If you have used the `nocheckfiles` package option, you will get some ugly empty mini-tables, with only a title and two horizontal rules. By default (`checkfiles` package option), you will only get this harmless message.

---

```
Package minitoc(hints) Warning: <W0050>
(minitoc(hints))           You have invoked an obsolete
                           command: \firstchapteris.
```

You have used an obsolete command (`\firstchapteris`). You should remove it.

---

```
Package minitoc(hints) Warning: <W0051>
(minitoc(hints))           You have invoked an obsolete
                           command: \firstpartis.
```

You have used an obsolete command (`\firstpartis`). You should remove it.

---

```
Package minitoc(hints) Warning: <W0052>
(minitoc(hints))              You have invoked an obsolete
                              command: \firstsectionis.
```

You have used an obsolete command (\firstsectionis). You should remove it.

---

```
Package minitoc(hints) Warning: <W0053>
(minitoc(hints))              You have used short extensions
(minitoc(hints))              and more than 99 chapters (NUMBER).
```

You have used short extensions (limited to 3 characters) and more than 99 chapters, so the number of the auxiliary file does not fit in the extension. *NUMBER* is the number of effective chapters in your document. See section 1.9 on page 51.

---

```
Package minitoc(hints) Warning: <W0054>
(minitoc(hints))              You have used short extensions
(minitoc(hints))              and more than 99 parts (NUMBER).
```

You have used short extensions (limited to 3 characters) and more than 99 parts, so the number of the auxiliary file does not fit in the extension. *NUMBER* is the number of effective parts in your document. See section 1.9 on page 51.

---

```
Package minitoc(hints) Warning: <W0055>
(minitoc(hints))              You have used short extensions
(minitoc(hints))              and more than 99 sections (NUMBER).
```

You have used short extensions (limited to 3 characters) and more than 99 sections, so the number of the auxiliary file does not fit in the extension. *NUMBER* is the number of effective sections in your document. See section 1.9 on page 51.

---

```
Package minitoc(hints) Warning: <W0056>
(minitoc(hints))              You are using \dosectlof and/or
(minitoc(hints))              \dosectlot, \sectlof and/or \sectlot,
(minitoc(hints))              hence the ‘‘insection’’ package
(minitoc(hints))              option is recommended.
```

You are asking for mini-lists of figures or tables at the section level. But as floats (figures and tables) could drift somewhere outside the printing area of the text of the section, the `sectlofs` and `sectlots` can be rather strange. In order to have a better behaviour of these mini-tables, it may be useful to add the `insection` package option. See page [29](#).

```
Package minitoc(hints) Warning: <W0057>
(minitoc(hints))              You have used \minilof,
(minitoc(hints))              but not \dominilof.
```

You have attempted to insert some minilofs (via `\minilof`), but the minilofs have not been prepared (via `\dominilof`).

```
Package minitoc(hints) Warning: <W0058>
(minitoc(hints))              You have used \minilot,
(minitoc(hints))              but not \dominilot.
```

You have attempted to insert some minilots (via `\minilot`), but the minilots have not been prepared (via `\dominilot`).

```
Package minitoc(hints) Warning: <W0059>
(minitoc(hints))              You have used \minitoc,
(minitoc(hints))              but not \dominitoc.
```

You have attempted to insert some minitocs (via `\minitoc`), but the minitocs have not been prepared (via `\dominitoc`).

```
Package minitoc(hints) Warning: <W0060>
(minitoc(hints))              You have used \partlof,
(minitoc(hints))              but not \dopartlof.
```

You have attempted to insert some partlofs (via `\partlof`), but the partlofs have not been prepared (via `\dopartlof`).

---

```
Package minitoc(hints) Warning: <W0061>
(minitoc(hints))              You have used \partlot,
(minitoc(hints))              but not \dopartlot.
```

You have attempted to insert some partlots (via `\partlot`), but the partlots have not been prepared (via `\dopartlot`).

---

```
Package minitoc(hints) Warning: <W0062>
(minitoc(hints))              You have used \parttoc,
(minitoc(hints))              but not \doparttoc.
```

You have attempted to insert some parttocs (via `\parttoc`), but the parttocs have not been prepared (via `\doparttoc`).

---

```
Package minitoc(hints) Warning: <W0063>
(minitoc(hints))              You have used \sectlof,
(minitoc(hints))              but not \dosectlof.
```

You have attempted to insert some sectlofs (via `\sectlof`), but the sectlofs have not been prepared (via `\dosectlof`).

---

```
Package minitoc(hints) Warning: <W0064>
(minitoc(hints))              You have used \sectlot,
(minitoc(hints))              but not \dosectlot.
```

You have attempted to insert some sectlots (via `\sectlot`), but the sectlots have not been prepared (via `\dosectlot`).

---

```
Package minitoc(hints) Warning: <W0065>
(minitoc(hints))              You have used \secttoc,
(minitoc(hints))              but not \dosecttoc.
```

You have attempted to insert some secttocs (via `\secttoc`), but the secttocs have not been prepared (via `\dosecttoc`).



---

```
Package minitoc(hints) Warning: <W0066>
(minitoc(hints))               You have used \minilof,
(minitoc(hints))               but not \listoffigures nor
(minitoc(hints))               \fakelistoffigures.
```

You have tried to insert some minilofs (via `\minilof`), but the *document.lof* file is not available because you have not invoked `\listoffigures` nor `\fakelistoffigures`.

---

```
Package minitoc(hints) Warning: <W0067>
(minitoc(hints))               You have used \minilot but not
(minitoc(hints))               \listoftables nor
(minitoc(hints))               \fakelistoftables.
```

You have tried to insert some minilots (via `\minilot`), but the *document.lot* file is not available because you have not invoked `\listoftables` nor `\fakelistoftables`.

---

```
Package minitoc(hints) Warning: <W0068>
(minitoc(hints))               You have used \minitoc but not
(minitoc(hints))               \tableofcontents
(minitoc(hints))               nor \faketableofcontents.
```

You have tried to insert some minitocs (via `\minitoc`), but the *document.toc* file is not available because you have not invoked `\tableofcontents` nor `\faketableofcontents`.

---

```
Package minitoc(hints) Warning: <W0069>
(minitoc(hints))               You have used \partlof but not
(minitoc(hints))               \listoffigures
(minitoc(hints))               nor \fakelistoffigures.
```

You have tried to insert some partlofs (via `\partlof`), but the *document.lof* file is not available because you have not invoked `\listoffigures` nor `\fakelistoffigures`.

---

```
Package minitoc(hints) Warning: <W0070>
(minitoc(hints))               You have used \partlot but not
(minitoc(hints))               \listoftables
(minitoc(hints))               nor \fakelistoftables.
```

You have tried to insert some partlots (via `\partlot`), but the *document.lot* file is not available because you have not invoked `\listoftables` nor `\fakelistoftables`.

---

```
Package minitoc(hints) Warning: <W0071>
(minitoc(hints))               You have used \parttoc but not
(minitoc(hints))               \tableofcontents
(minitoc(hints))               nor \faketableofcontents.
```

You have tried to insert some parttocs (via `\parttoc`), but the *document.toc* file is not available because you have not invoked `\tableofcontents` nor `\faketableofcontents`.

---

```
Package minitoc(hints) Warning: <W0072>
(minitoc(hints))               You have used \sectlof but not
(minitoc(hints))               \listoffigures
(minitoc(hints))               nor \fakelistoffigures.
```

You have tried to insert some sectlofs (via `\sectlof`), but the *document.lof* file is not available because you have not invoked `\listoffigures` nor `\fakelistoffigures`.

---

```
Package minitoc(hints) Warning: <W0073>
(minitoc(hints))               You have used \sectlot but not
(minitoc(hints))               \listoftables
(minitoc(hints))               nor \fakelistoftables.
```

You have tried to insert some sectlots (via `\sectlot`), but the *document.lot* file is not available because you have not invoked `\listoftables` nor `\fakelistoftables`.

---

```
Package minitoc(hints) Warning: <W0074>
(minitoc(hints))               You have used \secttoc but not
(minitoc(hints))               \tableofcontents
(minitoc(hints))               nor \faketableofcontents.
```

You have tried to insert some secttocs (via `\secttoc`), but the *document.toc* file is not available because you have not invoked `\tableofcontents` nor `\faketableofcontents`.

---

```
Package minitoc(hints) Warning: <W0075>
(minitoc(hints))               You have used \doparttoc
(minitoc(hints))               but not \parttoc.
```

You have prepared some parttocs (via `\doparttoc`), but you never use one of them.

---

```
Package minitoc(hints) Warning: <W0076>
(minitoc(hints))               You have used \dopartlof
(minitoc(hints))               but not \partlof.
```

You have prepared some partlofs (via `\dopartlof`), but you never use one of them.

---

```
Package minitoc(hints) Warning: <W0077>
(minitoc(hints))               You have used \dopartlot
(minitoc(hints))               but not \partlot.
```

You have prepared some partlots (via `\dopartlot`), but you never use one of them.

---

```
Package minitoc(hints) Warning: <W0078>
(minitoc(hints))               You have used \dominitoc
(minitoc(hints))               but not \minitoc.
```

You have prepared some minitocs (via `\dominitoc`), but you never use one of them.

---

```
Package minitoc(hints) Warning: <W0079>
(minitoc(hints))              You have used \dominilof
(minitoc(hints))              but not \minilof.
```

You have prepared some minilofs (via `\dominilof`), but you never use one of them.

---

```
Package minitoc(hints) Warning: <W0080>
(minitoc(hints))              You have used \dominilot
(minitoc(hints))              but not \minilot.
```

You have prepared some minilots (via `\dominilot`), but you never use one of them.

---

```
Package minitoc(hints) Warning: <W0081>
(minitoc(hints))              You have used \dosecttoc
(minitoc(hints))              but not \secttoc.
```

You have prepared some secttocs (via `\dosecttoc`), but you never use one of them.

---

```
Package minitoc(hints) Warning: <W0082>
(minitoc(hints))              You have used \dosectlof
(minitoc(hints))              but not \sectlof.
```

You have prepared some sectlofs (via `\dosectlof`), but you never use one of them.

---

```
Package minitoc(hints) Warning: <W0083>
(minitoc(hints))              You have used \dosectlot
(minitoc(hints))              but not \sectlot.
```

You have prepared some sectlots (via `\dosectlot`), but you never use one of them.

---

```

Package minitoc(hints) Warning: <W0084>
(minitoc(hints))      --- The placeins package is loaded
(minitoc(hints))      with the above option,
(minitoc(hints))      but minitoc used the insection option
(minitoc(hints))      which is incompatible with it.
(minitoc(hints))      Try to remove the above option and
(minitoc(hints))      use consistent options.

```

You are using the placeins package, but with its above options, while minitoc is called with its insection option which is incompatible with it. See page 29, near a “dangerous bend” symbol like the one shown in the margin.




---

```

Package minitoc(hints) Warning: <W0085>
(minitoc(hints))      --- The placeins package is loaded
(minitoc(hints))      with the below option,
(minitoc(hints))      but minitoc used the insection option
(minitoc(hints))      which is incompatible with it.
(minitoc(hints))      Try to remove the below option
(minitoc(hints))      and use consistent options.

```

You are using the placeins package, but with its below options, while minitoc is called with its insection option which is incompatible with it. See page 29, near a “dangerous bend” symbol like the one shown in the margin.




---

```

Package minitoc(hints) Warning: <W0086>
(minitoc(hints))      The fncychap package should be
(minitoc(hints))      loaded BEFORE the minitoc package.

```

The fncychap package alters some commands and must be loaded *before* the minitoc package. See section 2.38 on page 72.

---

```

Package minitoc(hints) Warning: <W0087>
(minitoc(hints))      The quotchap package should be
(minitoc(hints))      loaded BEFORE the minitoc package.

```

The quotchap package alters some commands and must be loaded *before* the minitoc package. See section 2.39 on page 72.

---

```

Package minitoc(hints) Warning: <W0088>
(minitoc(hints))               The romannum package should be
(minitoc(hints))               loaded BEFORE the minitoc package.

```

The romannum package alters the numbering of some sectionning commands and must be loaded *before* the minitoc package. See section 2.40 on page 72.

---

```

Package minitoc(hints) Warning: <W0089>
(minitoc(hints))               The sfheaders package should be
(minitoc(hints))               loaded BEFORE the minitoc package.

```

The sfheaders package alters the sectionning commands and must be loaded *before* the minitoc package. See section 2.41 on page 72.

---

```

Package minitoc(hints) Warning: <W0090>
(minitoc(hints))               The alnumsec package should be
(minitoc(hints))               loaded BEFORE the minitoc package.

```

The alnumsec package alters the sectionning commands and must be loaded *before* the minitoc package. See section 2.42 on page 72.

---

```

Package minitoc(hints) Warning: <W0091>
(minitoc(hints))               The captcont package should be
(minitoc(hints))               loaded BEFORE the minitoc package.

```

The captcont package alters the caption commands and must be loaded *before* the minitoc package. See section 2.43 on page 73.

---

```

Package minitoc(hints) Warning: <W0092>
(minitoc(hints))               The hangcaption package should be
(minitoc(hints))               loaded BEFORE the minitoc package.

```

The hangcaption package alters some commands and must be loaded *before* the minitoc package. See section 2.47 on page 76.

### 5.2.3 Error messages

---

```
! Package minitoc Error: <E0001>
(minitoc)                But \part is undefined.
See the minitoc package documentation for explanation.
Type H <return> for immediate help.
? h
\mtcfixglossary not usable
```

There are no adequate sectionning command available to use the `\mtcfixglossary` macro; even `\part` is undefined. Verify your document class.

---

```
! Package minitoc Error: <E0002>
(minitoc)                But \part is undefined.
See the minitoc package documentation for explanation.
Type H <return> for immediate help.
? h
\mtcfixindex not usable
```

There are no adequate sectionning command available to use the `\mtcfixindex` macro; even `\part` is undefined. Verify your document class.

---

```
! Package minitoc Error: <E0003>
(minitoc)                Imbrication of mtchideinmainlof environments.
See the minitoc package documentation for explanation.
Type H <return> for immediate help.
? h
The hiding in main LoF could be incorrect
```

Some `mtchideinmainlof` environments are incorrectly imbricated (overlapping), so the hiding in the main list of figures will be strange.

---

```

! Package minitoc Error: <E0004>
(minitoc)           Imbrication of mtchideinmainlot environments.
See the minitoc package documentation for explanation.
Type H <return> for immediate help.
? h
The hiding in main LoT could be incorrect

```

Some `mtchideinmainlot` environments are incorrectly imbricated (overlapping), so the hiding in the main list of tables will be strange.

---

```

! Package minitoc Error: <E0005>
(minitoc)           Imbrication of mtchideinmaintoc environments.
See the minitoc package documentation for explanation.
Type H <return> for immediate help.
? h
The hiding in main ToC could be incorrect

```

Some `mtchideinmaintoc` environments are incorrectly imbricated (overlapping), so the hiding in the main table of contents will be strange.

---

```

! Package minitoc Error: <E0006>
(minitoc)           LANGUAGE is not a known language,
(minitoc)           LANGUAGE.mld not found.
(minitoc)           Command ignored.
See the minitoc package documentation for explanation.
Type H <return> for immediate help.
? h
See the minitoc documentation.
Correct the source using a valid language name.
Press RETURN

```

The `\mtcselectlanguage` macro has attempted to load the `LANGUAGE.mld` minitoc language definition file, but has not found it. First, verify the name of the language (likely to be misspelt), then check if your installation contains *all* the many distributed `.mld` files of the minitoc package, at the right place. If it is a local `.mld` file, it should be installed in the right place (in a local hierarchy) or be in the working directory.



---

```

! Package minitoc Error: <E0007>
(minitoc)          LANGUAGE is not a known minitoc
(minitoc)          language object file (.mlo),
(minitoc)          LANGUAGE.mlo not found.
(minitoc)          Command ignored.
See the minitoc package documentation for explanation.
Type H <return> for immediate help.
? h
See the minitoc documentation.
Correct the source using a valid language name.
Press RETURN

```

The `\mtcselectlanguage` macro has attempted to load indirectly the `LANGUAGE.mlo` minitoc language object file, but has not found it. First, verify the name of the language (likely to be misspelt), then check if your installation contains *all* the many distributed `.mlo` files of the minitoc package, at the right place. If it is a local `.mlo` file, it should be installed in the right place (in a local hierarchy) or be in the working directory.

---

```

! Package minitoc Error: <E0008>
(minitoc)          \mtcsetdepth attempts to use
(minitoc)          an undefined counter (ARG/depth).
See the minitoc package documentation for explanation.
Type H <return> for immediate help.
Correct the source code.
Type <return> and rerun LaTeX

```

You are trying to set the depth for an inexistent or undefined type of mini-table. Verify the type given and the document class, and the loaded packages.

---

```

! Package minitoc Error: <E0009>
(minitoc)          \mtcsetdepth has a wrong first argument
(minitoc)          (ARGI).
(minitoc)          It should be a mini-table type
(minitoc)          (parttoc...sectlot).
See the minitoc package documentation for explanation.
Type H <return> for immediate help.
? h
Correct the source code.
Type <return> and rerun LaTeX

```

The first argument of the `\mtcsetdepth` macro is incorrect. It should be a type of mini-table (`parttoc`, ..., `sectlot`).

---

```
! Package minitoc Error: <E0010>
(minitoc)          \mtcsetdepth: Illegal type of table (ARG1).
See the minitoc package documentation for explanation.
Type H <return> for immediate help.
? h
Correct the source code.
Type <return> and rerun LaTeX
```

The first argument of the `\mtcsetdepth` macro is incorrect. It should be a mini-table type (`parttoc`, ..., `sectlot`).

---

```
! Package minitoc Error: <E0011>
(minitoc)          \mtcsetfeature has a wrong first argument
(minitoc)          (ARG1).
(minitoc)          It should be a mini-table type
(minitoc)          (parttoc...sectlot).
See the minitoc package documentation for explanation.
Type H <return> for immediate help.
? h
Correct the source code.
Type <return> and rerun LaTeX
```

The first argument of the `\mtcsetfeature` macro is incorrect. It should be a mini-table type (`parttoc`, ..., `sectlot`).

---

```
! Package minitoc Error: <E0012>
(minitoc) \mtcsetfeature has a wrong second argument
(minitoc)          (ARG2).
(minitoc)          It should be a feature param
(minitoc)          (before, after, pagestyle).
See the minitoc package documentation for explanation.
Type H <return> for immediate help.
? h
Correct the source code.
Type <return> and rerun LaTeX
```

The second argument of the `\mtcsetfeature` macro is incorrect. It should be `before`, `after`, or `thispagestyle`.

---

```

! Package minitoc Error: <E0013>
(minitoc)          \mtcsetfont has a wrong first argument
(minitoc)          (arg1).
(minitoc)          It should be a mini-table type
(minitoc)          (parttoc...sectlot).
See the minitoc package documentation for explanation.
Type H <return> for immediate help.
? h
Correct the source code.
Type <return> and rerun LaTeX

```

The first argument of `\mtcsetfont` is incorrect; it should be the type of a mini-table (`parttoc ...`, `sectlot`).

---

```

! Package minitoc Error: <E0014>
(minitoc)          \mtcsetfont has a wrong second argument
(minitoc)          (ARG2).
(minitoc)          It should be a sectionning level
(minitoc)          (part...subparagraph) or * .
See the minitoc package documentation for explanation.
Type H <return> for immediate help.
? h
Correct the source code.
Type <return> and rerun LaTeX

```

The second argument of `\mtcsetfont` is incorrect; it should be a sectionning level (i.e., a sectionning command without its backslash), like `part ...`, `subparagraph`.

---

```

! Package minitoc Error: <E0015>
(minitoc)          \mtcsetformat has a wrong first argument
(minitoc)          (ARG1).
(minitoc)          It should be a mini-table type
(minitoc)          (parttoc...sectlot).
See the minitoc package documentation for explanation.
Type H <return> for immediate help.
? h
Correct the source code.
Type <return> and rerun LaTeX

```

The first argument of a `\mtcsetformat` macro is incorrect. It should be a mini-table type (`parttoc, ...`, `sectlot`).

---

```

! Package minitoc Error: <E0016>
(minitoc)          \mtcsetformat has a wrong second argument
(minitoc)          (ARG2).
(minitoc)          It should be a formatting param choosen from:
(minitoc)          pagenumwidth, tocrightmargin, dotinterval.
See the minitoc package documentation for explanation.
Type H <return>  for immediate help.
? h
Correct the source code.
Type <return> and rerun LaTeX

```

The second argument of the `\mtcsetformat` macro is wrong. It should be one of the following keywords: `pagenumwidth`, `tocrightmargin`, or `dotinterval`.

---

```

! Package minitoc Error: <E0017>
(minitoc)          \mtcsetpagenumbers has a wrong first
(minitoc)          argument (ARG1)..
See the minitoc package documentation for explanation.
Type H <return>  for immediate help.
? h
It should be a mini-table type
(minitoc)          (parttoc...sectlot)
Correct the source code.
Type <return> and rerun LaTeX

```

The first argument of the `\mtcsetpagenumbers` macro must be a type of minitable (`parttoc`, ..., `sectlot`).

---

```

! Package minitoc Error: <E0018>
(minitoc)          \mtcsetpagenumbers has a wrong second
(minitoc)          argument (ARG2).
See the minitoc package documentation for explanation.
Type H <return>  for immediate help.
? h
It should be a boolean value (0/1, yes/no, on/off, ...)
Correct the source code.
Type <return> and rerun LaTeX

```

The second argument of the `\mtcsetpagenumbers` must be a keyword chosen in the following lists:

- on, ON, yes, YES, y, Y, true, TRUE, t, T, vrai, VRAI, v, V, oui, OUI, o, O, +, and 1;
- off, OFF, no, NO, n, N, false, FALSE, faux, FAUX, f, F, non, NON, -, and 0.

```
! Package minitoc Error: <E0019>
(minitoc)                \mtcsetrules has a wrong first argument
(minitoc)                (ARG1).
See the minitoc package documentation for explanation.
Type H <return> for immediate help.
? h
It should be a mini-table type
(minitoc)                (parttoc...sectlot)
Correct the source code.
Type <return> and rerun LaTeX
```

The first argument of the `\mtcsetrules` is incorrect. It should be a mini-table type (`parttoc`, ..., `sectlot`).

```
! Package minitoc Error: <E0020>
(minitoc)                \mtcsetrules has a wrong second argument
(minitoc)                (ARG2).
See the minitoc package documentation for explanation.
Type H <return> for immediate help.
? h
It should be a boolean value (0/1, yes/no, on/off, ...)
Correct the source code.
Type <return> and rerun LaTeX
```

The second argument of the `\mtcsetrules` must be a keyword chosen in the following lists:

- on, ON, yes, YES, y, Y, true, TRUE, t, T, vrai, VRAI, v, V, oui, OUI, o, O, +, and 1;
- off, OFF, no, NO, n, N, false, FALSE, faux, FAUX, f, F, non, NON, -, and 0.

---

```

! Package minitoc Error: <E0021>
(minitoc)          \mtcsettitle has a wrong first argument
(minitoc)          (ARG1).
(minitoc)          It should be a mini-table type
(minitoc)          (parttoc...sectlot).
See the minitoc package documentation for explanation.
Type H <return> for immediate help.
? h
Correct the source code.
Type <return> and rerun LaTeX

```

The first argument of a `\mtcsettitle` macro is incorrect; it should be a mini-table type (`parttoc`, ..., `sectlot`).

---

```

! Package minitoc Error: <E0022>
(minitoc)          \mtcsettitlefont has a wrong first argument
(minitoc)          (ARG1).
(minitoc)          It should be a mini-table type
(minitoc)          (parttoc...sectlot).
See the minitoc package documentation for explanation.
Type H <return> for immediate help.
? h
Correct the source code.
Type <return> and rerun LaTeX

```

The first argument of the `\mtcsettitlefont` must be a mini-table type. You likely misspelt it.

---

```

! Package minitoc Error: <E0023>
(minitoc)          The macro \mtcsetfeature has incompatible
(minitoc)          first (ARG1) and second (ARG2) arguments.
See the minitoc package documentation for explanation.
Type H <return> for immediate help.
? h
Correct the source code.
Type <return> and rerun LaTeX

```

The first and second arguments of the `\mtcsetfeature` macro are incompatible. You should verify them.

---

```

! Package minitoc Error: <E0024>
(minitoc)                The macro \mtcsetfont has incompatible
(minitoc)                first (ARG1) and second (ARG2) arguments.
See the minitoc package documentation for explanation.
Type H <return> for immediate help.
? h
Correct the source code.
Type <return> and rerun LaTeX

```

The `\mtcsetfont` macro takes a mini-table type as first argument, a sectionning level as second argument (or a star), and a sequence of font commands as third argument. The second argument must have a lower level than the first one (i.e., it is meaningless to specify the font for the chapter level entries for a minitoc or a secttoc).

---

```

! Package minitoc Error: <E0025>
(minitoc)                The macro \mtcsetformat has incompatible
(minitoc)                first (ARG1) and second (ARG2) arguments.
See the minitoc package documentation for explanation.
Type H <return> for immediate help.
? h
Correct the source code.
Type <return> and rerun LaTeX

```

The first and second arguments of a `\mtcsetformat` macro are incompatible. One is likely to be misspelt.

---

```

! Package minitoc Error: <E0026>
(minitoc)                The optional argument of \mtcfixglossary
(minitoc)                is wrong.
See the minitoc package documentation for explanation.
Type H <return> for immediate help.
? h
It must be omitted (chapter), or be part, chapter or section

```

The optional argument of the `\mtcfixglossary` macro is incorrect: it should be omitted (then it defaults to chapter) or be part, chapter, or section.

---

```
! Package minitoc Error: <E0027>
(minitoc)           The optional argument of \mtcfixindex
(minitoc)           is wrong.
See the minitoc package documentation for explanation.
Type H <return> for immediate help.
? h
It must be omitted (chapter), or be part, chapter or section
```

The optional argument of the `\mtcfixindex` macro is incorrect: it should be omitted (then it defaults to chapter) or be part, chapter, or section.

---

```
! Package minitoc Error: <E0028>
(minitoc)           Unable to patch the memoir class.
See the minitoc package documentation for explanation.
Type H <return> for immediate help.
? h
So it remains incompatible. Sorry.
```

Your version of the memoir class is really incompatible with the minitoc package and cannot be automatically patched. Please update the memoir class and/or the minitoc package from the CTAN archives or a recent distribution.

---

```
! Package minitoc Error: <E0029>
(minitoc)           Unbalanced mtchideinmainlof environment.
See the minitoc package documentation for explanation.
Type H <return> for immediate help.
? h
The hiding in main LoF could be incorrect
```

A `mtchideinmainlof` environment is unbalanced, so the hiding in the main list of figures could be incorrect.

---

```
! Package minitoc Error: <E0030>
(minitoc)           Unbalanced mtchideinmainlot environment.
See the minitoc package documentation for explanation.
Type H <return> for immediate help.
? h
The hiding in main LoT could be incorrect
```



A `mtchideinmainlot` environment is unbalanced, so the hiding in the main list of tables could be incorrect.

---

```
! Package minitoc Error: <E0031>
(minitoc)                Unbalanced mtchideinmaintoc environment.
See the minitoc package documentation for explanation.
Type H <return> for immediate help.
? h
The hiding in main ToC could be incorrect
```

A `mtchideinmaintoc` environment is unbalanced, so the hiding in the main table of contents could be incorrect.

---

```
! Package minitoc Error: <E0032>
(minitoc)                You are using the \mtcloadmlo command
(minitoc)                outside of a .mld file.
See the minitoc package documentation for explanation.
Type H <return> for immediate help.
? h
It will be ignored
```

It is *forbidden* to use the `\mtcloadmlo` macro outside of a `.mld` file (which is loaded via `\mtcselectlanguage`). The command is ignored.

---

```
! Package minitoc Error: <E0033>
(minitoc)                The macro \mtcsettitle uses
(minitoc)                an illegal type of table (ARG1).
See the minitoc package documentation for explanation.
Type H <return> for immediate help.
? h
Correct the source code.
Type <return> and rerun LaTeX
```

The first argument of a minitoc macro is incorrect. It should be a type of mini-table, like `parttoc`, `partlof`, `partlot`, `minitoc`, `minilof`, `minilot`, `secttoc`, `sectlof`, or `sectlot`.

---

```

! Package minitoc Error: <E0034>
(minitoc)          The macro \mtcsettitlefont uses
(minitoc)          an illegal type of table (ARG1).
See the minitoc package documentation for explanation.
Type H <return> for immediate help.
? h
Correct the source code.
Type <return> and rerun LaTeX

```

The first argument of a minitoc macro is incorrect. It should be a type of mini-table, like `parttoc`, `partlof`, `partlot`, `minitoc`, `minilof`, `minilot`, `secttoc`, `sectlof`, or `sectlot`.

---

```

! Package minitoc Error: <E0035>
(minitoc)          You have used the 'insection' option in
(minitoc)          a document where chapters are defined.
(minitoc)          This is not compatible: option ignored.
Type H <return> for immediate help.
? h
Remove this option.
Type <return> and rerun LaTeX

```

The `insection` package option is intended for article-like document classes, to prevent floats from drifting out of their section. It is pointless for `book`-like or `report`-like document classes, where floats are contained in their chapter.

---

```

! Package minitoc Error: <E0036>
(minitoc)          Your minitoc installation is incomplete.
(minitoc)          The minitoc language object file (.mld),
(minitoc)          english.mld is not found.
(minitoc)          We will try to continue with default values.
Type H <return> for immediate help.
? h
See the minitoc documentation.
Please fix your minitoc installation.
Type <return> to continue

```

The `english.mld` language definition file can not be found. You should verify your installation of the minitoc package. As an interim solution, we provide the missing english titles.

---

```
! Package minitoc Error: <E0037>
(minitoc)                The \command command is incompatible
(minitoc)                with the document class.
```

```
See the minitoc package documentation for explanation.
Type H <return> for immediate help.
...
```

```
1.39 \dominitoc[r]
```

```
? h
Correct the source code.
Type <return> and rerun LaTeX
```

You have used a preparation or insertion command (*\command*) which is not available for the document class you are using. Please verify that the document class is compatible with *minitoc* and if the level of the mini-table is available in the document class (section-level mini-tables are not available in *book*- or *report*-like classes, chapter-level mini-tables are not available in *article*-like classes, mini-tables are not available in *letter*-like classes, etc.).

---

```
! Package minitoc Error: <E0038>
(minitoc)                Your minitoc installation is incomplete.
(minitoc)                A mandatory minitoc language object file,
(minitoc)                LANGUAGE.mld, is not found.
(minitoc)                We will try to continue with
(minitoc)                current/default values.
Type H <return> for immediate help.
? h
See the minitoc documentation.
Please fix your minitoc installation.
Type <return> to continue
```

The mandatory *LANGUAGE.mld* language definition file can not be found. You should verify your installation of the *minitoc* package. As an interim solution, we provide the default english titles.

## 5.3 Messages from the `mtcoff` package

The `mtcoff` package gives only warning messages; their numbers begin with F.

### 5.3.1 Warning messages

---

```
Package mtcoff Warning: <F0001>
(mtcff)                \addstarredchapter{...} should be replaced
(mtcff)                by \addcontentsline{toc}{chapter}{...}
(mtcff)                on input line LINE.
```

The `\addstarredchapter` command is specific of the `minitoc` package and simulated by the `mtcoff` package. If necessary, it should be replaced by the equivalent `\addcontentsline{toc}{chapter}{...}` command.

---

```
Package mtcoff Warning: <F0002>
(mtcff)                \addstarredpart{...} should be replaced
(mtcff)                by \addcontentsline{toc}{part}{...}
(mtcff)                on input line LINE.
```

The `\addstarredpart` command is specific of the `minitoc` package and simulated by the `mtcoff` package. If necessary, it should be replaced by the equivalent `\addcontentsline{toc}{part}{...}` command.

---

```
Package mtcoff Warning: <F0003>
(mtcff)                \addstarredsection{...} should be replaced
(mtcff)                by \addcontentsline{toc}{section}{...}
(mtcff)                on input line LINE.
```

The `\addstarredsection` command is specific of the `minitoc` package and simulated by the `mtcoff` package. If necessary, it should be replaced by the equivalent `\addcontentsline{toc}{section}{...}` command.

---

```
Package mtcoff Warning: <F0004>
(mtcoff)                \mtcaddchapter{...} should be replaced
(mtcoff)                by \addcontentsline{toc}{chapter}{...}
(mtcoff)                on input line LINE.
```

The `\mtcaddchapter` command is specific of the `minitoc` package and simulated by the `mtcoff` package. If necessary, it should be replaced by the equivalent `\addcontentsline{toc}{chapter}{...}` command.

---

```
Package mtcoff Warning: <F0005>
(mtcoff)                \mtcaddpart{...} should be replaced
(mtcoff)                by \addcontentsline{toc}{part}{...}
(mtcoff)                on input line LINE.
```

The `\mtcaddpart` command is specific of the `minitoc` package and simulated by the `mtcoff` package. If necessary, it should be replaced by the equivalent `\addcontentsline{toc}{part}{...}` command.

---

```
Package mtcoff Warning: <F0006>
(mtcoff)                \mtcaddsection{...} should be replaced
(mtcoff)                by \addcontentsline{toc}{section}{...}
(mtcoff)                on input line LINE.
```

The `\mtcaddsection` command is specific of the `minitoc` package and simulated by the `mtcoff` package. If necessary, it should be replaced by the equivalent `\addcontentsline{toc}{section}{...}` command.

---

```
Package mtcoff Warning: <F0007>
(mtcoff)                You should scan (backwards) your .log
(mtcoff)                file to find some commands needing
(mtcoff)                to be replaced if you decide to
(mtcoff)                DEFINITELY stop using minitoc for this
(mtcoff)                document. It is more wise to keep the
(mtcoff)                \usepackage lines for minitoc and mtcoff
(mtcoff)                and to comment out only one of them.
```

You have replaced the use of the `minitoc` package by its substitute `mtcoff`. It is recommended to keep the `\usepackage` lines for both `minitoc` and `mtcoff` and to comment out only one of them. If you decide to *definitely* stop using `minitoc` for this document, it is wise to scan (backwards) the `document.log` file (after a compilation using `mtcoff`) to locate some commands needing to be replaced.

---

```
Package mtcoff Warning: <F0008>
(mtcoff)                The macro \string\kernafterSTRING
(mtcoff)                should not be used out of context
(mtcoff)                on line LINE.
```

You are using one of the `\kernafterSTRING` macros with the `mtcoff` package. The result may be unpredictable. You can only redefine these macros to adjust the position of the bottom rule of a type of minitables. Any other usage is meaningless without the `minitoc` package.

## 5.4 Message from the `mtcpatchmem` package

---

```
Package mtcpatchmem Info: <M0001>
Package mtcpatchmem Info: mtcpatchmem package to patch the memoir class.
```

You are using a version of the `memoir` class which needs a correction. This correction has been automatically loaded if necessary. Very recent versions should not need it anymore. See chapter 12 on page 428.

# Chapter 6

## Jargon

### Tables

6.1	Category codes	197
6.2	Encoding schemes implemented in CJK	197
6.3	Document classes	198
6.4	Depths for sectionning commands	200
6.5	Various encodings	201
6.6	Most common font encodings	213
6.7	Most common font families	213
6.8	Most common font series	213
6.9	Most common font shapes	214
6.10	The five font parameters for some fonts	214
6.11	Author commands for fonts	214
6.12	Some systems derived from T <sub>E</sub> X and L <sup>A</sup> T <sub>E</sub> X	215

This chapter attempts to explain some terms used in this documentation, and describes some useful files and suffixes. Many data come from the documentations of various cited packages, and from [3, 4, 97, 100, 146, 157, 163, 164, 165, 176, 177, 180, 188, 194, 147, 196, 197, 244].

- .aux** The suffix of the name for an *auxiliary* file of a L<sup>A</sup>T<sub>E</sub>X document. It carries some information from a L<sup>A</sup>T<sub>E</sub>X run to the next.
- .cls** The suffix for the name of a document class file, loaded via `\documentclass`.
- .dtx** The suffix of the name for a documented source file of a L<sup>A</sup>T<sub>E</sub>X package or class. This file is often associated with a `.ins` file to generate the package or class. Compiling a `.dtx` file with L<sup>A</sup>T<sub>E</sub>X generates the documentation.
- .F** The base suffix of the name for a minilof file when short extensions (suffixes) are used. The full suffix is `.Fnn` where *nn* is the absolute number of the minilof.
- .G** The base suffix of the name for a partlof file when short extensions (suffixes) are used. The full suffix is `.Gnn` where *nn* is the absolute number of the partlof.

<b>.H</b>	The base suffix of the name for a sectlof file when short extensions (suffixes) are used. The full suffix is <i>.Hnn</i> where <i>nn</i> is the absolute number of the sectlof.
<b>.ins</b>	The suffix of the name for an installation file of a L <sup>A</sup> T <sub>E</sub> X package or class. When compiled with L <sup>A</sup> T <sub>E</sub> X, it extracts the files of the package or class from an <i>.dtx</i> file.
<b>.lof</b>	The suffix of the name of the “list of figures” file.
<b>.log</b>	The suffix of the name of the log file (compilation report).
<b>.lot</b>	The suffix of the name of the “list of tables” file.
<b>.M</b>	The base suffix of the name for a minitoc file when short extensions (suffixes) are used. The full suffix is <i>.Mnn</i> where <i>nn</i> is the absolute number of the minitoc.
<b>.maf</b>	The suffix of the name of the file generated by the <code>listfiles</code> package option. This file contains the list of the minitoc auxiliary files.
<b>.mld</b>	The suffix for the name of a minitoc language definition file. A minitoc language definition file contains the definitions for the mini-table titles in a given language.
<b>.mlf</b>	The base suffix of the name for a minilof file when long extensions (suffixes) are used. The full suffix is <i>.mlfnn</i> where <i>nn</i> is the absolute number of the minilof.
<b>.mlo</b>	The suffix for the name of a minitoc language object file. For some exotic languages, the encoding makes not easy to put directly the titles in a <i>.mld</i> file; hence the <i>.mld</i> file must load a <i>.mlo</i> file.
<b>.mlt</b>	The base suffix of the name for a minilot file when long extensions (suffixes) are used. The full suffix is <i>.mltmn</i> where <i>nn</i> is the absolute number of the minilot.
<b>.mtc</b>	The base suffix of the name for a minitoc file when long extensions (suffixes) are used. The full suffix is <i>.mtcmn</i> where <i>nn</i> is the absolute number of the minitoc.
<b>.P</b>	The base suffix of the name for a parttoc file when short extensions (suffixes) are used. The full suffix is <i>.Pnn</i> where <i>nn</i> is the absolute number of the parttoc.
<b>.plf</b>	The base suffix of the name for a partlof file when long extensions (suffixes) are used. The full suffix is <i>.plfnn</i> where <i>nn</i> is the absolute number of the partlof.
<b>.plt</b>	The base suffix of the name for a partlot file when long extensions (suffixes) are used. The full suffix is <i>.pltmn</i> where <i>nn</i> is the absolute number of the partlot.
<b>.ptc</b>	The base suffix of the name for a parttoc file when long extensions (suffixes) are used. The full suffix is <i>.ptcmn</i> where <i>nn</i> is the absolute number of the parttoc.
<b>.S</b>	The base suffix of the name for a secttoc file when short extensions (suffixes) are used. The full suffix is <i>.Snn</i> where <i>nn</i> is the absolute number of the secttoc.
<b>.slf</b>	The base suffix of the name for a sectlof file when long extensions (suffixes) are used. The full suffix is <i>.slfnn</i> where <i>nn</i> is the absolute number of the sectlof.
<b>.slt</b>	The base suffix of the name for a sectlot file when long extensions (suffixes) are used. The full suffix is <i>.sltmn</i> where <i>nn</i> is the absolute number of the sectlot.
<b>.stc</b>	The base suffix of the name for a secttoc file when long extensions (suffixes) are used. The full suffix is <i>.stcmn</i> where <i>nn</i> is the absolute number of the secttoc.



- .sty**      The suffix for the name of a package file, loaded via `\usepackage`.
- .T**        The base suffix of the name for a minilot file when short extensions (suffixes) are used. The full suffix is `.Tnn` where *nn* is the absolute number of the minilot.
- .tex**      The suffix of the name of a  $\text{\TeX}$  or  $\text{\LaTeX}$  normal source file.
- .toc**      The suffix of the name of the “table of contents” file.
- .U**        The base suffix of the name for a partlot file when short extensions (suffixes) are used. The full suffix is `.Unn` where *nn* is the absolute number of the partlot.
- .V**        The base suffix of the name for a sectlot file when short extensions (suffixes) are used. The full suffix is `.Vnn` where *nn* is the absolute number of the sectlot.

**absolute numbering** The auxiliary files for the mini-tables have a suffix containing an *absolute number*, i.e., the number is unique and always increasing from the first part, chapter or section; this has solved some obscure problems, and also made obsolete some commands, like `\firstpartis`, `\firstchapteris`, and `\firstsectionis`. The absolute numbering has been introduced in version #23.

**abstract** The abstract package [251] (by Peter R. WILSON) needs some precautions if used with its `addtotoc` option.

**adjustment** Some `minitoc` commands and environments are known as “adjustment commands” because they are used in some circumstances to “adjust” a counter or to alter the displaying of contents files. These commands and environments are `\adjustptc`, `\adjustmtc`, `\adjuststc`, `\decrementptc`, `\decrementmtc`, `\decrementstc`, `\incrementptc`, `\incrementmtc`, `\incrementstc`, `\mtcaddpart`, `\mtcaddchapter`, `\mtcaddsection`, `\mtcfixglossary`, `\mtcfixindex`, `mtchideinmaintoc`, `mtchideinmainlof`, and `mtchideinmainlot`. It is *strongly recommended* that the user verifies the result of such adjustments in the final document.



**after**      A type of *feature* (see this term) which is executed *after* a given type of mini-table. Look at the documentation of the `\mtcsetfeature` command, in section 1.10 on page 45.

**alnumsec** The `alnumsec` package [152] allows you to use alphanumeric section numbering, e.g. A. Introduction; III. International Law. Its output is similar to the `alphanum` package (part of the `jura` class [85]), but you can use the standard  $\text{\LaTeX}$  sectionning commands. Thus it is possible to switch numbering schemes easily. Greek letters, double letters (bb) and different delimiters around them are supported. It must be loaded *before* the `minitoc` package (see point 1.8 on page 50 and section 2.42 on page 72).

**alphanum** The `alphanum` package, which is part of the specialized `jura` class [85], by Felix BRAUN, is incompatible with the `minitoc` package.

**$\mathcal{AMS}$**       The American Mathematical Society. This society has developed some document classes: unfortunately, `amsart` and `amspoc` are incompatible with the `minitoc` package; `amsbook` is compatible but needs precautions.

**amsart, amsart.cls** A document class for articles, provided by the American Mathematical Society ( $\mathcal{AMS}$ ). Unfortunately, this class is incompatible with the `minitoc` package.

**amsbook, amsbook.cls** A document class for books, provided by the American Mathematical Society ( $\mathcal{AMS}$ ). This class is compatible with the `minitoc` package, but needs some precautions. See section 2.24 on page 63.

**amsproc, amsproc.cls** A document class for conference proceedings, provided by the American Mathematical Society ( $\mathcal{AMS}$ ). Unfortunately, this class is incompatible with the `minitoc` package.

**Antomega** Antomega [150] (by Alexej M. KRYUKOV and Dmitry IVANOV) is a language support package for **Lambda** ( $\Lambda$ ), based on the original `omega.sty` file of the Omega project ( $\Omega$ ). However, it provides some additional useful functionalities. Some languages definition files (`.mld`) use titles taken from Antomega: `greek-mono.mld`, `greek-polydemo.mld`, `greek-polykatha.mld`, `latvian.mld`, `polish2.mld`, `russian2m.mld`, `russian2o.mld`, and `spanish3.mld`.

**appendices** See appendix below.

**appendix** The appendix package [252] (by Peter R. WILSON) provides various ways of formatting the titles of appendices. Also (sub)appendices environments are provided that can be used, for example, for per chapter/section appendices. If this package is used with `minitoc`, some precautions are needed (see section 2.20 on page 60).

**Arabi** **Arabi** [135] is a system (by Youssef JABRI) to prepare  $\text{\LaTeX}$  documents in the arabic or farsi languages. The titles in `arabi.mld` and `farsi3.mld` come from the `arabic.ldf` and `farsi.ldf` files of this system.

**ArabTeX** **ArabTeX** [154, 155] is a package (by Klaus LAGALLY) to prepare  $\text{\LaTeX}$  documents in the arabic or hebrew languages. The titles in `arab.mld` (or `arabic.mld`), `arab2.mld` and `hebrew.mld` come from **ArabTeX**, while those of `hebrew2.mld` come from **Babel** [38, 39].

**ArmTeX** **ArmTeX** [101] is a package (by Serguei DACHIAN and others) to prepare  $\text{\LaTeX}$  documents in the armenian language. The titles in `armenian.mld` come from **ArmTeX**.

**article** A standard  $\text{\LaTeX}$  document class. It has sectioning commands: `\part` and `\section` (and below), but not `\chapter`. It is compatible with the `minitoc` package and you can make mini-tables at the part and section levels (but, of course, not at the chapter level).

**\AtBeginDocument** This standard macro allows to add code to be executed at the beginning of the document (if fact, at the very end of its preamble, but inside it, which implies some restrictions), at the point where `\begin{document}` is processed. This allows a package (or a class) to add code without creating any conflicts with other packages trying to do the same.

**\AtEndDocument** This standard macro allows to add code to be executed at the end of the document, at the point where `\end{document}` is processed. This allows a package (or a class) to add code without creating any conflicts with other packages trying to do the same.

**autoconfiguration** Since version #28, `minitoc` detects automatically if the extensions (suffixes) of the file names are limited to 3 characters (like under MS-DOS) or not. This process is named autoconfiguration. The package option `shorttext` forces the limitation to 3 characters.

**auxiliary** During the preparation of a document, the  $\LaTeX$  system uses some **auxiliary** files to store information. The standard auxiliary files are `document.aux` (for cross-reference labels, counters, etc.), `document.toc` for the table of contents, `document.lof` for the list of figures, and `document.lot` for the list of tables. The `minitoc` package creates its own auxiliary files, to store the contents of each mini-table. These files are the *minitoc auxiliary files*, whose names are `document.extension`, the table 1.11 on page 51 lists the possible extensions.

**babel** The `babel` package [38, 39] (by Johannes BRAAMS and others) is a large package useful to write  $\LaTeX$  documents in many languages, not only english. Many titles for mini-tables come from the `babel` package.

**BangTeX** A package for typesetting documents in the Bangla language using the  $\TeX/\LaTeX$  systems; see [201].

**before** A type of *feature* (see this term) which is executed *before* a given type of mini-table. Look at the documentation of the `\mtcsetfeature` command, in section 1.10 on page 45.

**BibTeX** A program by Oren PATASHNIK to make bibliographies in  $\LaTeX$  documents. Distributed with  $\LaTeX$ . See [180, 205, 206].

**bibtopic** A  $\LaTeX$  package [16] for including several bibliographies in a document. These bibliographies might be considered to cover different topics (hence the name) or bibliographic material (e.g., primary and secondary literature) and the like.

**bibunits** The `bibunits` package [121] allows separate bibliographies for different units or parts of the text. The units can be chapters, sections or `bibunit` environments. This package is compatible with a wide variety of packages, including, but not limited to, `natbib`, `overcite` and KOMA-Script classes [194, 147].

**book** A standard  $\LaTeX$  document class. It has sectionning commands: `\part`, `\chapter`, and `\section` (and below). It is compatible with the `minitoc` package and you can make mini-tables at the part and chapter levels (but not at the section level, to avoid too many auxiliary files).

**cappuccino** See “minutes” below.

**captcont** The `captcont` package [95] provides support for retaining a figure or caption number across several float environments — usually over several pages. It allows control over the contents of the List-of-Figures and the List-of-Tables pages. It should be compatible with all other packages that modify or extend the float environment and with the `subfig` package [96] in particular.

**caption** The `caption` package [223] provides many ways to customize the captions in floating environments such `figure` and `table` and cooperates with many other packages.

**caption2** The<sup>1</sup> `caption2` package [222] used to be an experimental side-version of the regular `caption` package [223] and has been superseeded by the new release of the regular `caption` package version 3.0 in December 2003. `caption2` is still some kind of supported, that means it will be part of future releases and bugs will still be fixed, so existing documents using this package will still compile. But Axel SOMMERFELDT will *not* answer questions about this package anymore except questions on migrating to the regular version of the `caption` package. And it will *not* be adapted or enhanced in the future.

So please don't use this package for new documents. It's old, it's obsolete and it starts to begin smell bad!

Please ignore all hints in books or other documents which try to tell you that the `caption2` package should be used instead of the `caption` package – these hints are outdated since December 2003.

**catalog** A plain text file which contains basic infos about the `minitoc` package (abstract, date, author, version, licence).

**catcode** Short for “category code”. In<sup>2</sup> the first place, it's wise to have a precise idea of what your keyboard sends to the machine. There are 256 characters that  $\text{\TeX}$  might encounter at each step, in a file or in a line of text typed directly on your terminal. These 256 characters are classified into 16 categories numbered 0 to 15. See table 6.1 on the following page. It's not necessary for you to learn these code numbers; the point is only that  $\text{\TeX}$  responds to 16 different types of characters. At first, “*The  $\text{\TeX}$ book*” led you to believe that there were just two types—the escape character and the others—and then you were told about two more types, the grouping symbols `{` and `}`. The category code for any character can be changed at any time, but it is usually wise to stick to a particular scheme.

**ccaption** The `ccaption` package [255] provides commands for “continuation captions”, unnumbered captions, and a legend heading for any environment. Methods are provided to define captions for use outside float environments, and to define new float environments and subfloats. Tools are provided for defining your own captioning styles.

**Chapter 0** Some documents do not begin with chapter number one, but with chapter number zero (or even a weirder number). This caused a serious problem in old versions of the `minitoc` package: the minitocs appeared in the wrong chapters, and a first correction was the introduction of specific commands (`\firstchapteris` and `co.`). With the addition of the absolute numbering of the mini-table auxiliary files (see *absolute* above), the problem was solved in `minitoc` version #23, and these commands became obsolete. See section 1.5.4 on page 46.

**chapterbib** The `chapterbib` package [10] allows multiple bibliographies in a  $\text{\LaTeX}$  document, including items `\cite'd` in more than one bibliography. Despite the name

<sup>1</sup> This text comes from the documentation of the `caption` package. The `caption` and `caption2` packages have the same author, Axel SOMMERFELDT.

<sup>2</sup> This definition is taken from “*The  $\text{\TeX}$ book*” [143].

Table 6.1: Category codes

Category	Meaning
0	Escape character (\ usually)
1	Beginning of group ({ usually)
2	End of group (} usually)
3	Math shift (\$ usually)
4	Alignment tab (& usually)
5	End of line ( <i>&lt;return&gt;</i> usually)
6	Parameter (# usually)
7	Superscript (^ usually)
8	Subscript (_ usually)
9	Ignored character ( <i>&lt;null&gt;</i> usually)
10	Space (_ usually)
11	Letter (A, . . . , Z and a, . . . , z)
12	Other character (none of the above or below)
13	Active character (~ usually)
14	Comment character (% usually)
15	Invalid character ( <i>&lt;delete&gt;</i> usually)

Table 6.2: Encoding schemes implemented in CJK

Encoding	1 byte	2 bytes	3 bytes
GB	0xA1–0xF7	0xA1–0xFE	—
Big 5	0xA1–0xF9	0x40–0xFE	—
JIS	0xA1–0xF4	0xA1–0xFE	—
SJIS	0xA1–0xFE	0x40–0xFC	—
KS	0xA1–0xFD	0xA1–0xFE	—
UTF 8	0xC0–0xEF	0x80–0xBF	0x80–0xBF
CNS	0xA1–0xFE	0xA1–0xFE	—

“chapterbib”, the bibliographies are for each included file, not necessarily for each chapter.

**checkfiles** A package option of `minitoc`. It checks every mini-table to look if it is empty; then empty mini-tables are *not* printed. This is the default. The opposite package option (`nocheckfiles`) prints even the empty mini-tables, which look ugly. See section 9.74.2 on page 374.

**CJK** The CJK system [167, 168] (by Werner LEMBERG and others), is a set of packages and fonts to prepare L<sup>A</sup>T<sub>E</sub>X documents in some oriental language, like chinese, japanese, korean (with Hangûl or Hanja fonts), and thai, plus some variants of russian. The titles of mini-tables for these languages come from some CJK files and were inserted in .mld files when possible, or in .mlo files when the encoding is incompatible with the .ins/.dtx mechanism; then the .mld file must input the corresponding .mlo file. CJK implements the GB, Big 5, JIS, SJIS, KS, UTF 8, and CNS encodings (on 16 bits, except UTF 8 on 24 bits). See table 6.2.

Some encoding schemes (Big 5, SJIS) have gaps in the range of the second byte. It is difficult to input Big 5 and SJIS encoding directly into T<sub>E</sub>X since some of the

Table 6.3: Document classes

Class	Usage
<code>article</code>	For articles in scientific journals, presentations, short reports, program documentation, invitations, ...
<code>proc</code>	For preparing conference proceedings; analog to the <code>article</code> class.
<code>ltxdoc</code>	For preparing the documentation of a package or of a class; analog to the <code>article</code> class.
<code>ltxnews</code>	For preparing the announcement of a $\LaTeX$ release; analog to the <code>article</code> class.
<code>report</code>	For longer reports containing several chapters, small books, PhD theses, ...
<code>book</code>	For real books.
<code>letter</code>	For letters; as this class has no sectioning commands, do not use <code>minitoc</code> with this class.
<code>slides</code>	For slides; the class uses big sans serif letters. You might want to consider using Beamer $\TeX$ <sup>a</sup> instead. Do not use <code>minitoc</code> with these classes.

<sup>a</sup> <http://www.dante.de/tex-archive/macros/latex/contrib/beamer/doc/beameruserguide.pdf>

values used for the encodings' second bytes are reserved for control characters: '{', '}', and '\'. Redefining them breaks a lot of things in  $\LaTeX$ ; to avoid this, preprocessors are normally used which convert the second byte into a number followed by a delimiter character. For further details, please refer to [176, 177]; Ken LUNDE discusses in great detail all CJK encodings which are or have been in use. Please note that the `minitoc` package uses the `.mlo` files as a workaround for this problem; see section 1.4.12 on page 41.

**class** The `class`<sup>3</sup> is the first information  $\LaTeX$  needs to know when processing an input file; it is the type of document the author wants to create. This is specified with the `\documentclass` command.

`\documentclass[options]{class}`

Here `class` specifies the type of document to be created. Table 6.3 lists the standard document classes. The  $\LaTeX_{\mathcal{E}}$  distribution provides additional classes for other documents, including letters and slides, but the `minitoc` package has not been tested with all these classes. The `options` parameters customize the behaviour of the document class. The options have to be separated by commas. The standard classes supported by the `minitoc` package are listed in section 2.7 on page 56.

**CMR** For “Computer Modern Roman”. The roman subset of the Computer Modern fonts. See “Computer Modern” below.

**comp.text.tex** The Usenet news group about  $\TeX$  and  $\LaTeX$ , in english.

**Computer Modern** A set of fonts [142] designed by Donald KNUTH for  $\TeX$ . Initially they were built with METAFONT [144, 102] (a program also created by KNUTH), but PostScript type 1 (vector) versions exist today, with extensions (for accented characters, mainly): the EC-fonts (European Computer Modern), the cm-super fonts, etc.

<sup>3</sup> This note is extracted from [197], then adapted.

**counter** A  $\text{\TeX}$  register containing an integer value. There are 256 counters (from 0 to 255) in  $\text{\TeX}$ , but  $\text{\LaTeX}$  uses some of them, and many packages need some counters for their own usage. An extended version derived from  $\text{\TeX}$ ,  $\varepsilon\text{\TeX}$  [87], allows more counters. Omega ( $\Omega$ ) also offers more counters.

**CTAN** The *Comprehensive  $\text{\TeX}$  Archive Network*, a set of computer archives containing most of the  $\text{\TeX}$  related resources (like fonts, software, documentations, packages). They are accessible via Internet. The participating hosts in the Comprehensive  $\text{\TeX}$  Archive Network are:

- `ftp.dante.de` (Hamburg, Germany)
  - anonymous ftp `/tex-archive (/pub/tex /pub/archive)`
  - rsync access on `rsync://rsync.dante.de/CTAN/`
  - World Wide Web access on `http://www.dante.de/`
  - Administrator: `mailto:ftpmaint@dante.de`
- `ftp.tex.ac.uk` (Cambridge, UK)
  - anonymous ftp `/tex-archive (/pub/tex /pub/archive)`
  - rsync access on `rsync://rsync.tex.ac.uk/CTAN/`
  - NFS mountable from `nfs.tex.ac.uk:/tex-archive`
  - World Wide Web access on `http://www.tex.ac.uk/`
  - Administrator: `mailto:ctan-uk@tex.ac.uk`
- `tug.ctan.org` (Colchester, Vermont, USA)
  - anonymous ftp `/tex-archive (/pub/archive)`
  - World Wide Web access on `http://www.ctan.org/`
  - Administrator: `mailto:tex@ctan.tug.org`

There are also many sites mirroring these main archives.

**de.comp.text.tex** The Usenet news group about  $\text{\TeX}$  and  $\text{\LaTeX}$ , in german.

**depth** In the standard documents classes (and in most classes) with sectionning commands, we have a notion of **depth**. The depth of a sectionning command determines the numbering level in its title (from the value of the `secnumdepth` counter), and the entries for a given sectionning command appear in the main table of contents if the depth of this sectionning command is lower than or equal to the value of the `tocdepth` counter; see table 6.4 on the next page for the depths of the sectionning commands in the main document classes.

The mechanism is analog for the parttocs, minitocs, and secttocs, using the values of the `parttocdepth`, `minitocdepth`, and `secttocdepth` counters. If you use sub-figures or sub-tables, the corresponding mini-tables use counters like `partlofdepth`, `partlotdepth`, `minilofdepth`, `minilotdepth`, `sectlofdepth`, and `sectlotdepth`.

**descriptor** (file descriptor). A software entity describing the interface between a program and a file. For most programs and operating systems, the number of file descriptors is limited. For  $\text{\TeX}$  (and  $\text{\LaTeX}$ ), there are 16 file descriptors for writing and 16 file descriptors for reading.



Table 6.4: Depths for sectioning commands

Class:	book	report	article
secnumdepth	2	2	3
\part	-1	-1	0
\chapter	0	0	×
\section	1	1	1
\subsection	2	2	2
\subsubsection	3	3	3
\paragraph	4	4	4
\subparagraph	5	5	5

**devanagari.sty** The *Devanāgarī for T<sub>E</sub>X* (devnag) package [203] provides a way to typeset high-quality Devanāgarī text with T<sub>E</sub>X. Devanāgarī is a script used for writing and printing Sanskrit and a number of languages in Northern and Central India such as Hindi and Marathi, as well as Nepali. The devnag package was originally developed in May 1991 by Frans Velthuis for the University of Groningen, The Netherlands, and it was the first system to provide support for the Devanāgarī script for T<sub>E</sub>X.

**duplex2v.pro** A PostScript header file, which tries to activate recto-verso printing. It works with some HP and Canon PostScript printers.

**em** A length unit equal (approximatively) to the width of a “m” letter in the current font.

**emk** An example of shell script to prepare the english documentation of the minitoc package. The script `imk` must have been run previously. See item 9 on page 224.

**en-bst.bst** A bibliographic style derived from the `plain.bst` standard style, but modified with the `urlbst` tool [118] to add an URL field. Family names of authors and editors are in small caps, years are in old style digits.

**encoding** This specifies the order that characters appear in the font (e.g., whether the 65th character is “A”). The most common value for T<sub>E</sub>X font encoding is OT1. The other predefined option is T1 (extended T<sub>E</sub>X). There’s also US ASCII (7 bit), ISO Latin-1 (8 bit), Adobe Standard Encoding, UTF8 (Unicode [238, 104, 93]), etc. See table 6.5 on the next page and [166].

**environment** An environment is a delimited domain in a document, where special rules apply. Such a domain is delimited by `\begin{env}` ... `\end{env}` and may take arguments, like this:

```
\begin{minipage}[t]{.5\textwidth}
\end{minipage}
```

**ethiop** A L<sup>A</sup>T<sub>E</sub>X package [29] giving the ethiopian language support for the Babel package [38, 39].

**extension** The name of a file is often made of 2 parts: a *base name* and an *extension*, separated by a dot. On some old operating systems, the base name is limited to



Table 6.5: Various encodings

Encoding	Comment
ansinew	Windows 3.1 ANSI encoding, extension of Latin-1.
applemac	Macintosh encoding.
ascii	ASCII encoding for the range 32–127.
cp1250	Windows 1250 (Central and Eastern Europe) code page.
cp1251	Windows 1251 (Cyrillic) code page.
cp1252	Synonym for ansinew.
cp437	IBM 437 code page, which is the original American code page and contains letters, digits, mathematical symbols, and some characters useful in the construction of pseudographics.
cp437de	IBM 437 code page (German version).
cp850	IBM 850 code page, almost the same as ISO Latin 1, but character arrangement is not the same.
cp852	IBM 852 code page.
cp855	IBM 855 code page (Cyrillic).
cp865]	IBM 865 code page.
cp866]	IBM 866 code page (MS-DOS Cyrillic).
decmulti	DEC Multinational Character Set encoding.
latin1	ASCII encoding plus the characters needed for most Western European languages, including Danish, Dutch, English, Faroese, Finnish, Flemish, French, German, Icelandic, Italian, Norwegian, Portuguese, Spanish, and Swedish. Some non-European languages, such as Hawaiian and Indonesian, are also written in this character set.
latin2	ASCII encoding plus the characters needed for most Central European languages, including Croatian, Czech, Hungarian, Polish, Romanian, Slovak, and Slovenian.
latin3	ASCII encoding plus the characters needed for Esperanto, Maltese, Turkish, and Galicean. However, latin5 is the preferred character set for Turkish.
latin4	ASCII encoding plus the characters needed for the Baltic languages (Latvian, Estonian, and Lithuanian), Greenlandic, and Lappish (Sámi).
latin5	Is essentially the same as latin1, except that some Turkish characters replace less commonly used Icelandic letters.
next	Next encoding.

8 characters and the extension to 3 characters (the “8+3” scheme). See also sections 1.9 on page 51 and 2.5 on page 56. It is strongly recommended to not have more than one dot in a file name.

**farsi.sty** See FarsiT<sub>E</sub>X below.

**FarsiT<sub>E</sub>X** A package [109] to typeset a document in the farsi (iranian, persian) language. See <http://www.farsitex.org>. But this package is today available only for L<sup>A</sup>T<sub>E</sub>X2.09. See also sections 13.52 on page 458 and 13.53 on page 459.

**features** A feature (for the minitoc package) is a set of actions executed at each occurrence of a mini-table of a given type. Three features are associated to each mini-table type: a “before” feature (executed before the mini-table), an “after” feature (executed after the mini-table), and a “thispagestyle” feature, which is exe-

cuted with the mini-table to set its page style. Look at the documentation of the `\mtcsetfeature` command, in section 1.10 on page 45.

**filecontents** A special  $\text{\LaTeX}$  environment. It allows to create a file (whose name is passed as an argument of the environment) by writing the contents of the environment into that file:

```
\begin{filecontents}{file}
...contents ...
\end{filecontents}
```

This environment should be used *before* `\documentclass`. It is used in `minitoc.ins` to prepare the `.mlo` files (see section 1.4.12 on page 41) and some files used in the compilation of the documentation.

**\firstchapteris** An obsolete command, temporary used as a workaround for the Chapter 0 problem; see **Chapter 0** and **absolute numbering** above, and section 1.5.4 on page 46.

**\firstpartis** Analog to `\firstchapteris` above.

**\firstsectionis** Analog to `\firstchapteris` above

**\FloatBarrier** A macro from the `placeins` package [12]. It sets up a “barrier” against the drift of floats (like figures or tables).

**fminitoc.bib** A bibliographic data base for the french documentation of the `minitoc` package.

**fminitoc.dtx** The source file for the french documentation of the `minitoc` package. In fact, it just sets `\jobname` then loads `minitoc.dtx`, which itself loads `minitoc.lan` to select the language used in `minitoc.dtx`; `minitoc.dtx` contains both english and french documentation fragments, selected by `\ifcase` constructs with the `\LANG` variable, set to 0 by `minitoc.lan` or to 1 by `fminitoc.lan` (i.e., by `\jobname.lan`). `fminitoc.dtx` is generated when compiling `minitoc.ins`.

**fminitoc.ist** This file contains a style for formatting the index in the french documentation. It is generated when compiling `minitoc.ins`.

**fminitoc.lan** A file used to force the french language in the documentation. It is generated when compiling `minitoc.ins`.

**fminitoc.pdf** The french documentation in PDF format.

**fminitoc.ps** The french documentation in PostScript format. No more distributed (but look at the `fmk` and `pmk` scripts).

**fmk** An example of shell script to prepare the french documentation of the `minitoc` package. The script `imk` must have been run previously. See item 9 on page 224.

**fncychap** The `fncychap` package [170] provides a set of commands for changing the format used for some headings (chapters) in the standard  $\text{\LaTeX}$  2 $\epsilon$  document classes: `book`, and `report`. It must be loaded *before* the `minitoc` package (see point 1.8 on page 50 and section 2.38 on page 72).

- fr.comp.text.tex** The Usenet newsgroup about T<sub>E</sub>X and L<sup>A</sup>T<sub>E</sub>X, in french.
- franc.sty** A small package file used to prepare the french documentation. It is generated when compiling `minitoc.ins`.
- frbib.sty** A small package file used to prepare the bibliography of the french documentation. It is generated when compiling `minitoc.ins`.
- fr-mtc.bst** A bibliographic style file used to prepare the bibliography of the french documentation. It has been updated from the standard `plain.bst` for french by Ronan KERYELL, then I added some adaptations for french (like last names in small caps for authors and editors, years in old style digits), then modified with the `urlbst` [118] tool to add an URL field.
- frnew.sty** A small package file used to prepare the french documentation. It is generated when compiling `minitoc.ins`.
- guarani** A L<sup>A</sup>T<sub>E</sub>X package to compose text in Guarani, the main language spoken in Paraguay. The file `guarani.ldf`, included in this package, defines the titles. See [32] and section 13.72 on page 469.
- hangcaption** The `hangcaption` package [138] defines a variant of the `\caption` command to produce captions with hanging indentation. This package is likely obsolete (1992, L<sup>A</sup>T<sub>E</sub>X2.09).
- Hindi** For the Hindi language, see the `devanagari` package [203] above. The `minitoc` package accepts the `devanagari` and `hindi` language options, which are synonyms. A `hindi-modern` language option is also available.
- hint** An indication, a clue to detect a problem. It is also a message written (into the `document.log` file) by the `hints` option (see below).
- hints** An option of the `minitoc` package. It verifies the loading order of some packages, the invocation order of some `minitoc` commands, the consistence between main `minitoc` commands, etc., and gives warnings and other useful hints (mainly in the `document.log` file). This is a default option (use the `nohints` option to skip these checks).
- HL<sup>A</sup>T<sub>E</sub>X** A system to write documents in the Korean language, using Lambda (Λ) (see below). Written by KOAUNGHU Un [146, in korean]. It uses special Hangûl or Hanja fonts and the UTF-8 input encoding.
- hyperlink** In a document, a reference to another object which is dynamicaly found (via a click with the mouse). This requires a special type of document (PDF, PostScript with hypertext features) and a suitable viewer (PDF viewer, recent PS viewer). This is useful to navigate in a document or in many documents, which can be remote documents.
- hyperref** The `hyperref` package [213] is used to emend cross-referencing commands in L<sup>A</sup>T<sub>E</sub>X to produce some sort of `\special` commands; there are backends for the `\special` set defined for HyperT<sub>E</sub>X dvi processors, for embedded pdfmark commands for processing by Acrobat Distiller (`dvips` and `dvipsone`), for `dviwindo`, for pdfT<sub>E</sub>X, for T<sub>E</sub>X4ht, and for VTEX's pdf and HTML backends.

This package derives from, and builds on, the work of the HyperTeX project, described at <http://xxx.lanl.gov/hypertex/>. It extends the functionality of all the L<sup>A</sup>T<sub>E</sub>X cross-referencing commands (including the table of contents, bibliographies, etc.) to produce `\special` commands which a driver can turn into hypertext links; it also provides new commands to allow the user to write *ad hoc* hypertext links (hyperlinks), including those to external documents and URLs.

**ifmtarg** The `ifmtarg` package [260] provides an if-then-else command for testing if a macro argument is empty (“empty” meaning zero or more spaces only).

**imk** An example of shell script, which prepares the `minitoc` package from `minitoc.ins` and `minitoc.dtx`; note that `imk` must be run before running `emk` or `fmk`. See item 9 on page 224.

**insection** The `insection` package option loads the `placeins` package [12] with adequate options to avoid the floats (like figures and tables) to drift outside of their sections. This package option is recommended if you use `sectlofs` or `sectlots` in your document. See section 1.2 on page 28.

**insertion** The insertion commands of the `minitoc` package insert a mini-table in the document. A corresponding *preparation* command must have been invoked (only once) before. The insertion commands are:

```
\parttoc, \partlof, \partlot,
\minitoc, \minilof, \minilot,
\secttoc, \sectlof, \sectlot,
\mtcprepare
```

**INSTALL** A text file describing the installation of the `minitoc` package. See chapter 7 on page 222.

**\jobname** A T<sub>E</sub>X primitive containing the name of the document in preparation, i.e., the name of the file read first by T<sub>E</sub>X (or L<sup>A</sup>T<sub>E</sub>X), without its extension. Very useful to build the names of other files.

**jura** The `jura` class [85], by Felix BRAUN, is incompatible with the `minitoc` package. It is used for german judicial documents.

**k-loose** A `minitoc` package option useful if your document is written with one of the KOMA-Script classes [194, 147]. This option tries to set a loose line spacing in the mini-tables. Analog to the `loose` package option for standard classes.

**k-tight** A `minitoc` package option useful if your document is written with one of the KOMA-Script classes [194, 147]. This option tries to set a tight line spacing in the mini-tables. Analog to the `tight` package option for standard classes.

**KOMA-Script** KOMA-Script [194, 147] is a very complex bundle. You may see this, because it is not only one class or one package but a bundle of many classes and packages. The classes (`scrartcl.cls`, `scrbook.cls`, `scrletter.cls`, `scrletter2.cls`, and `scrreprt.cls`) are counterparts to the standard classes but never they come with only the same commands, environments, options and optional possibilities like the standard classes nor they result in the same look-a-like.

The `scrbook.cls`, `scrreprt.cls`, and `scrartcl.cls` classes are compatible with the `minitoc` package, with some precautions (see section 1.5.5 on page 47). The `scrletter.cls` and `scrletter2.cls` have no sectioning commands, so the `minitoc` package is pointless with them.

KOMA-Script comes with a lot of classes, packages, commands, environments and possibilities. Some of these you may find also at the standard classes, many of them you wouldn't. Some are even supplements to the  $\LaTeX$  kernel.

The main classes of the KOMA-Script bundle are designed as counterparts to the standard  $\LaTeX$  classes. This means that the KOMA-Script bundle contains replacements for the three standard classes `book`, `report`, and `article`. There is also a replacement for the standard class `letter`.

**Lambda** The  $\LaTeX$  format (in the  $\TeX$  meaning of that word) adapted to the special features of Omega ( $\Omega$ ) is called “Lambda” ( $\Lambda$ ).

**Lamed** The  $\LaTeX$  format (in the  $\TeX$  meaning of that word) adapted to the special features of Aleph ( $\aleph$ ) is called “Lamed” ( $\aleph$ ).

**$\LaTeX$**   $\LaTeX$  [156] is a typesetting system that is very suitable for producing scientific and mathematical documents of high typographical quality. It is also suitable for producing all sorts of other documents, from simple letters to complete books.  $\LaTeX$  uses  $\TeX$  [143, 145] as its formatting engine (from [197]).

In fact,  $\LaTeX$  is a macro package that enables authors to typeset and print their work at the highest typographical quality, using a predefined, professional layout.  $\LaTeX$  was originally written by Leslie LAMPORT [156]. It uses the  $\TeX$  formatter as its typesetting engine. These days  $\LaTeX$  is maintained by Frank MITTELBACH and his team.

In 1994 the  $\LaTeX$  package was (deeply) updated by the  $\LaTeX$ 3 team, led by Frank MITTELBACH, to include some long-requested improvements, and to reunify all the patched versions which had cropped up since the release of  $\LaTeX$ 2.09 some years earlier. To distinguish the new version from the old, it is called  $\LaTeX$ 2 $\epsilon$ .

$\LaTeX$  is pronounced “Lay-tech” or “Lah-tech.” If you refer to  $\LaTeX$  in an ASCII environment, you type `LaTeX`.  $\LaTeX$  2 $\epsilon$  is pronounced “Lay-tech two e” and typed `LaTeX2e`.

**$\LaTeX$ 2.09** An obsolete version of the  $\LaTeX$  program, before 1994; it is no more supported. Do not use it<sup>4</sup>. Use the current version of  $\LaTeX$ 2 $\epsilon$ , which is supported and much more efficient.

**$\LaTeX$ 2 $\epsilon$**  The current version of the  $\LaTeX$  program, after 1994; it is supported.

**$\LaTeX$ 3** The future version of  $\LaTeX$ , whose development is still in progress.

**leaders** A repetitive sequence of dots (or of one another small character), regulary spaced, used to link two objects on the same line (leading from a title to a page number in a table of contents or the like).

<sup>4</sup> Except in the case of a very old document; if possible, try to convert it.

- letter** A standard document class to prepare letters for postal mail (mail on paper). As such documents have no sectioning commands nor structure, the `minitoc` package is pointless (hence incompatible) with them.
- lipsum** The `lipsum` package [123] allows to easily insert sentences in a test file with a minimum of typing. The sentences are in latin but are modified and made nearly senseless. I have used this package in some of the examples of documents. See also <http://lipsum.com> for the origin of this text (pieces of *De Finibus Bonorum et Malorum* by Marcus TULLIUS CICERO).
- listfiles** An option of the `minitoc` package. It creates a list of the `minitoc` auxiliary files (these files contains the mini-tables and may be removed after the  $\LaTeX$  run) in the `document.maf` file. Default. See section 1.7 on page 49.
- LOF** An acronym for “list of figures”.
- lofdepth** This counter, if it exists, contains the depth of the list of figures.
- loose** An option of the `minitoc` package. It gives a loose line spacing in the mini-tables. It is the default. The opposite option is `tight`.
- LOT** An acronym for “list of tables”.
- lotdepth** This counter, if it exists, contains the depth of the list of tables.
- LPPL** The *LaTeX Project Public License*, available at <http://www.latex-project.org/lppl.txt>
- Its current version is 1.3 (2003-12-01). The `minitoc` package is distributed under this license.
- ltxdoc** A standard  $\LaTeX$  document class, for preparing the documentation of a package or of a class. For the `minitoc` package, it is very similar to the `article` document class; see above.
- ltxnews** A standard  $\LaTeX$  document class, for preparing the announcement of a  $\LaTeX$  release. For the `minitoc` package, it is very similar to the `article` document class; see above.
- \makeatletter** and **\makeatother** Many<sup>5</sup> internal commands of  $\LaTeX$ , of packages and classes contain the @ character in their names. This effectively prevents such names from being used in documents for user-defined commands. However, it also means that they cannot appear in a document, even in the preamble, without taking special precautions. As it is sometimes necessary to have such bits of “internal code” in the preamble, the commands `\makeatletter` and `\makeatother` make it easy to do: the difficult bit is to remember to add them, failure to do so can result in some strange errors. And these commands should never be used in a package or class file.
- makefile** A special text file containing instructions describing the creation and the installation of a piece of software, using the “**make**” utility; **make** is a nice tool coming from the Unix operating system, but variants exists.

---

<sup>5</sup> Informations from [188, page 843].

**mcaption** The `mcaption` package [131] provides a `margincap` environment for putting captions in the outer document margin with either a top or bottom alignment.

**memoir, memoir.cls** A very general and powerful document class (by Peter R. WILSON, described in [257, 258]); this class is compatible with the `minitoc` package (with some precautions) if you use a recent version. See section 2.22 on page 62.

**mini-bibliography** See `minibbl` below.

**mini-list** Synonym for “mini-table” below.

**mini-lof** See “minilof” below.

**mini-lot** See “minilot” below.

**mini-table** This term refers to a local table of contents (like a table of contents, a list of figures or a list of tables) for a sectioning unit (part, chapter or section), by opposition to a global table (the table of contents, the list of figures or the list of tables for the whole document). The main aim of the `minitoc` package is the creation of such mini-tables. But the term “minitoc” is also used to refer to such mini-table, as a generic term, because the first versions of the package allowed only table of contents for chapters.

**mini-toc** See “minitoc” below.

**minibbl** Short for “mini-bibliography”, i.e., to have a bibliography per part, chapter or section, or even by theme or subject. This is out of the domain of the `minitoc` package. See section 2.9 on page 57.

**minilof** A list of figures for a chapter.

**minilofdepth** This counter, if defined, contains the depth of the minilofs.

**minilot** A list of tables for a chapter.

**minilotdepth** This counter, if defined, contains the depth of the minilots.

**minitoc** A table of contents for a chapter. Also used as a generic term for any mini-table (see “mini-table” above).

**minitoc.bib** A bibliographic data base for the english documentation of the `minitoc` package.

**minitoc.bug** A plain text file containing a list of problems and questions about the `minitoc` package. See chapter 2 on page 53.

**minitocdepth** This counter contains the depth of the minitocs.

**minitoc.dtx** The file containing the documentation and the commented code of the `minitoc` package.

**minitoc-hyper.sty** A special version of the `minitoc` package which has been prepared by Bernd JAEHNE and Didier VERNA to work with the powerful `hyperref` package [213]; Heiko OBERDIEK has integrated their work so since version #31, `minitoc` is compatible with `hyperref`. *Hence the `minitoc-hyper.sty` package is now obsolete and should no more be used. It is still present on the CTAN archives for compatibility with old documents.*





- minitoc.ins** The installation file for the `minitoc` package. Compiling it with  $\text{\LaTeX}$  produces most of the files of the `minitoc` package.
- minitoc.ist** This file contains a style for formatting the index in the english documentation. It is generated when compiling `minitoc.ins`.
- minitoc.l** A text file containing the list of all the files being included in the `minitoc` package. Files not listed in `minitoc.l` are files used only to install the package or to produce its documentation.
- minitoc.lan** A file used to force the english language in the documentation. It is generated when compiling `minitoc.ins`.
- minitoc.pdf** The english documentation in PDF format.
- minitoc.pre** This file contains a  $\text{\LaTeX}$  preamble for the documentation. It is generated when compiling `minitoc.ins`.
- minitoc.ps** The english documentation in PostScript format. No more distributed (but look at the `emk` and `pmk` scripts).
- minitoc.sty** This file contains the main part of the `minitoc` package, with comments removed. It is generated when compiling `minitoc.ins`.
- minitoc.sum** A plain text file containing a commented list of the `minitoc` commands and environments. See chapter 3 on page 77.
- minitoc-texmf.zip** A ZIP archive of a TDS-compliant hierarchy containing all files in the `minitoc` package.
- minutes** The `minutes` package [169] (by Knut LICKERT) is used to prepare conference proceedings. The `minitoc` package allows to add “coffee breaks” in the table of contents via commands like `\addcoffeeline` and `\coffeeline` (and internal commands) whose names contain the string “coffee”, hence the footnote about “cappuccino” ☕ in the installation chapter!
- MonTeX** `MonTeX` [97, 100] is a large package to prepare documents in various dialects of the Mongol language (Bicig and Bicig2, Mongol, Bithe and Manju, Buryat, Xalx and Khalkha) and in a dialect of Russian used in Mongolia (Russiānc). Bicig is another name for Uighur. You can find many things about Mongolia and Mongolian at the web site [99]. The following description is extracted from [100].
- `MonTeX` is a package which offers support for writing documents in Mongolian, Manju, Buryat and Russian. Mongolian can be represented in traditional Uighur script (also known as Classical or Traditional Script) and Cyrillic. Manju resembles the Traditional Mongolian script (from which it is derived) but uses a rich choice of diacritics in order to eliminate numerous ambiguities of the Mongolian script ancestor. Modern Buryat, like Mongolian in its present form, is written with a Cyrillic alphabet, but both Mongolian (35 letters) and Buryat (36 letters) use more letters than Russian (33 letters).
- Mongolian** The word *Mongolian* is actually an umbrella term for several languages rather than the precise name of a single language. Things become more complicated when names of ethnic groups, languages and writing systems are mixed.



**Xalx** or Khalkha is the name of the Mongolian nationality residing in Mongolia proper. Their dialect forms the basis of Mongolian written with Cyrillic letters. Throughout this text, *Modern Mongolian* is used as a synonym.

**Buryat** is the name of the Mongolian nationality residing in Buryatia, north of Mongolia, east of Lake Baikal, being a part of the Russian Federation. The Buryat call themselves *Buryaad* while Xalx Mongolians call them *Buriad*. The English name follows the Russian orthography. Linguistically, Xalx and Buryat Mongol are fairly close languages; Buryat has a slightly different sound system in which the phoneme /s/ partially shifted to /h/; the modern Buryat Cyrillic alphabet (virtually identical with the Cyrillic alphabet used for writing Modern Mongolian) has one additional letter (H/h, `\xalx{H/h}`) for marking the difference to /s/.

**Bicig** (literally *script* in Mongolian) denotes text written in the traditional Mongolian script which is also referred to as Uighur. Throughout this document, the term *Bicig* will be used on an equal footing with *Classical* and *Traditional* Mongolian. The latter term is used in the name of the Unicode/ISO10646 character plane U1800 which contains Mongolian, Manju, Sibe and sets of special characters called Ali Gali or Galig. In order to identify Mongolian script related commands distinct for Mongolian and Manju, the Mongolian commands have the name root *bicig* whereas the Manju commands have the name root *bithe*.

Xalx Mongolian, or Modern Colloquial Mongolian, is about as different from the form written in Classical script as modern English in phonetical spelling (assume it be written in Shavian letters) from the highly historical orthography of Standard English. Beyond these differences, Mongolian written in Classical Script usually preserves a substantial amount of historical grammatical features which make it look a bit like Elizabethan English.

**Manju** Manju is a Tungusic language closely related to Mongolian. Though Manju is virtually not spoken anymore, it has been the official language during 300 years of Manju government in Qing Dynasty China. Vast amounts of official documents survive, as well as some of the finest multilingual dictionaries ever compiled, e. g. the Pentaglot, or Mirror in Five Languages, a dictionary with 18671 entries in five languages (Manju, Tibetan, Mongolian, Uighur and Chinese). See [98] for more details. Manju writing is derived from Uighur Mongolian by adding diacritics in the form of dots and circles (*tongki fuka sindaha hergen*, script with dots and circles)cercles.

**MS-DOS** (Microsoft® Disk Operating System) An old operating system for personal computers (PCs). From the *minitoc* point of view, its main drawback is the use of filenames with short extensions (the “8+3” scheme), which limits to 99 the number of mini-tables for each kind.

**mtc-2c.tex** An example file showing the use of the *minitoc* package with a two columns page layout.

**mtc-2nd.tex** An example of document using the *minitoc* package and its *french2* language option.

**mtc-add.bib** A small bibliographic data base for the *mtc-add.tex* and *mtc-ads.tex* example documents.

- mtc-add.tex** An example document showing how to use `\mtcaddchapter` and the `tocbibind` package [253] with `minitoc`. See section 4.3 on page 89.
- mtc-ads.tex** An example document showing how to use `\mtcaddsection` and the `tocbibind` package [253] with `minitoc`. See section 4.4 on page 94. It also shows how it is challenging to manage the mini-lists of floats at the section level.
- mtc-amm.tex** An example file showing the use of the `appendices` environment in a memoir class document with the `minitoc` package.
- mtc-apx.tex** An example file showing the use of the `\mtchideinmaintoc` environment to hide the entries of the appendices in the main TOC and to create a part-level TOC for the appendices.
- mtc-art.tex** An example of document (article class) using the `minitoc` package.
- mtc-bk.tex** An example of document (book or report class) using the `minitoc` package.
- mtc-bo.tex** An example file showing the use of the `minitoc` package with a two columns page layout and using the `tocloft` package [250].
- mtc-ch0.tex** An example file showing the use of the `minitoc` package in a document with a starred first chapter.
- mtc-cri.tex** An example file showing the use of the `minitoc` package with starred parts and chapters.
- mtc-fo1.tex** An example file showing the use of the `minitoc` package with changing some fonts.
- mtc-fo2.tex** Another example file showing the use of the `minitoc` package with changing some fonts.
- mtc-gap.tex** An example file showing the use of the `\mtcgapbeforeheads` and `\mtcgapafterheads` commands.
- mtc-hi1.tex** An example file showing the use of the `mtchideinmainlof` and `mtchideinmainlot` specialized environments.
- mtc-hi2.tex** An example file showing the use of the following pairs of commands:
- `\mtchideinmainlof` and `\endmtchideinmainlof`,
  - `\mtchideinmainlot` and `\endmtchideinmainlot`.
- mtc-hia.tex** An example file showing the use of the `minitoc` package to hide the entries for some tables in the main list of tables of an `article` class document.
- mtc-hir.tex** An example file showing the use of the `minitoc` package to hide the entries for some tables in the main list of tables of a `report` class document.
- mtc-hop.tex** An example file showing the use of the `minitoc` package with the `scrbook` document class.
- mtc-liv.tex** An example file showing the use of the `minitoc` package in a book with customized table of contents an `minitocs`.

- mtc-mem.tex** An example file showing the use of the minitoc package with the memoir class.
- mtc-mm1.tex** An example file showing the use of the minitoc package with the memoir class, if you want to change some fonts.
- mtc-mu.tex** A document using a minitoc set in a wrapfigure environment with the wrapfig package [9].
- mtc-sbf.tex** An example file showing the use of the minitoc package with the subfigure package [94].
- mtc-scr.tex** An example file showing the use of the minitoc package with a KOMA-Script class [194, 147], scrreprt.
- mtc-syn.tex** An example file showing the use of the minitoc package when the table of contents is predated by some starred chapters.
- mtc-tbi.tex** An example file showing the use of the minitoc package with the tocbibind package [253].
- mtc-tlc.tex** An example file showing the use of the minitoc package in a document of article class. It is the example of [188, page 58], modernized.
- mtc-tlo.tex** An example file showing the use of the minitoc package with the tocloft package [250] and their interaction about the page numbers in the mini-tables.
- mtc-tsfc.tex** An example file showing the use of the minitoc package with the subfig package [96].
- mtcmess, mtcmess.sty** A package used to provide variants of the standard commands `\PackageInfo`, `\PackageWarning`, `\PackageWarningNoLine`, and `\PackageError` by adding an optional argument for an unique message identifier.
- mtcoff, mtcoff.sty** A package which is used in place of the minitoc package to ignore all the commands and environments of the minitoc package. In fact, it defines them to do nothing. Useful if you want a version of your document without any mini-table.
- mtcpatchmem, mtcpatchmem.sty** A small package which is automatically loaded if necessary when you use the memoir document class with a version incompatible with the minitoc package, but correctible. It is generated when compiling minitoc.ins.
- mu** A length unit normally used in math mode (mu means “math unit”); 18 math units make 1em (one quad), which is about the width of a “m” in the current font. So the size of 1mu is font dependent. The separation between dots in the dotted lines in the mini-tables is expressed in math units.
- multibib** The multibib package [122] allows to create references to multiple bibliographies within one document. It thus provides a complementary functionality to packages like bibunits [121] or chapterbib [10], which allow to create one bibliography for multiple, but different parts of the document.

**needspace** The `needspace` package [249] provides commands to reserve space at the bottom of a page. If there is not enough space on the current page (column) a new page (column) is started.

**NFSS** The *New Font Selection Scheme*. The  $\text{\LaTeX} 2_{\epsilon}$  font selection system [165] was first released as the “New Font Selection Scheme” (NFSS) in 1989, and then in release 2 in 1993.  $\text{\LaTeX} 2_{\epsilon}$  includes NFSS release 2 as standard.

Every text font in  $\text{\LaTeX}$  has five *attributes*:

**encoding** This specifies the order that characters appear in the font. The two most common text encodings used in  $\text{\LaTeX}$  are  $\text{\LaTeX}$ ’s “ $\text{\TeX}$  text” encoding (OT1), and the “ $\text{\TeX}$  text extended” encoding (T1) developed by the  $\text{\TeX}$  Users Group members during a  $\text{\TeX}$  Conference at Cork in 1990 (hence its informal name “Cork encoding”). See [166].

**family** The name for a collection of fonts, usually grouped under a common name by the font foundry. For example, “Adobe Times”, “ITC Garamond”, and  $\text{\LaTeX}$ ’s “Computer Modern Roman” are all font families.

**series** How heavy or expanded a font is. For example, “medium weight”, “narrow” and “bold extended” are all series.

**shape** The form of the letters within a font family. For example, “italic”, “oblique” and “upright” (sometimes called “roman”) are all font shapes.

**size** The design size of the font, for example “10pt”.

The possible values for these attributes are given short acronyms by  $\text{\LaTeX}$ . The most common values for the font encoding are given in table 6.6 on the following page.

The “local” encodings are intended for font encodings which are only locally available, for example a font containing an organisation’s logo in various sizes.

There are far too many font families to list them all, but some common ones are listed in table 6.7 on the next page. The most common values for the font series are listed in table 6.8 on the following page. The most common values for the font shape are listed in table 6.9 on page 214.

The font size is specified as a dimension, for example 10pt or 1.5in or 3mm; if no unit is specified, pt is assumed. These five parameters specify every  $\text{\LaTeX}$  font, see table 6.10 on page 214, for example.

These five parameters are displayed whenever  $\text{\LaTeX}$  gives an overfull box warning, for example:

```
Overfull \hbox (3.80855pt too wide) in paragraph at lines
314--318
[]\OT1/cmr/m/n/10 Normally [] and [] will be iden-ti-cal,
```

The table 6.11 on page 214 lists the author commands for fonts which set these five attributes<sup>6</sup>.

**nocheckfiles** A package option of `minitoc`. The opposite of the `checkfiles` package option (see above).

<sup>6</sup> The values used by these commands are determined by the document class.

Table 6.6: Most common font encodings

Encoding	Description
T1	L <sup>A</sup> T <sub>E</sub> X extended text (“Cork”)
TS1	L <sup>A</sup> T <sub>E</sub> X symbols (Latin)
T2A, T2B, T2C	L <sup>A</sup> T <sub>E</sub> X text (Cyrillic)
T3	L <sup>A</sup> T <sub>E</sub> X phonetic alphabet
TS3	L <sup>A</sup> T <sub>E</sub> X phonetic alphabet (extra symbols)
T4	L <sup>A</sup> T <sub>E</sub> X text (African languages)
T5	L <sup>A</sup> T <sub>E</sub> X text (Vietnamese)
T7	L <sup>A</sup> T <sub>E</sub> X text (reserved for Greek)
OT1	T <sub>E</sub> X text (as defined by Donald K <sub>N</sub> UTH)
OT2	T <sub>E</sub> X text for Cyrillic languages (obsolete)
OT3	International phonetic alphabet (obsolete)
OT4	T <sub>E</sub> X text with extensions for the Polish language
OT6	T <sub>E</sub> X text with extensions for the Armenian language
OML	T <sub>E</sub> X math italic (Donald K <sub>N</sub> UTH)
OMS	T <sub>E</sub> X math symbols (Donald K <sub>N</sub> UTH)
OMX	T <sub>E</sub> X math large symbols (Donald K <sub>N</sub> UTH)
X2	L <sup>A</sup> T <sub>E</sub> X extended text (Cyrillic)
U	Unknown
L<xx>	A local encoding
LTH	Encoding used for the Thai language
LV1	Encoding used with some V <sub>T</sub> eX fonts
LY1	Alternative to T1 encoding, for Y&Y software

Table 6.7: Most common font families

Family	Description
cmr	Computer Modern Roman
cmss	Computer Modern Sans
cmtt	Computer Modern Typewriter
cmn	Computer Modern Math Italic
cmsy	Computer Modern Math Symbols
cmex	Computer Modern Math Extensions
ptm	Adobe Times
phv	Adobe Helvetica
pcr	Adobe Courier

Table 6.8: Most common font series

Series	Description
m	Medium
b	Bold
bx	Bold extended
sb	Semi-bold
c	Condensed

**nohints** A package option of minitoc. The opposite of the hints package option (see above).

**nolistfiles** An option of the minitoc package. It is the opposite of the listfiles above. See section 1.7 on page 49.

Table 6.9: Most common font shapes

Shape	Description
n	Normal (that is “upright” or “roman”)
it	Italic
sl	Slanted (or “oblique”)
sc	Caps and small caps

Table 6.10: The five font parameters for some fonts

$\LaTeX$ specification	Font	$\TeX$ name
OT1 cmr m n 10	Computer Modern Roman 10 point	cmr10
OT1 cmss m sl 1pc	Computer Modern Sans Oblique 1 pica	cmssi12
OML cmm m it 10pt	Computer Modern Math Italic 10 point	cmmi10
T1 ptm b it 1in	Adobe Times Bold Italic 1 inch	ptmb8t at 1in

Table 6.11: Author commands for fonts

Author command	Attribute	Value in article class
<code>\textrm...</code> or <code>\rmfamily</code>	family	cmr
<code>\textsf...</code> or <code>\sffamily</code>	family	cmss
<code>\texttt...</code> or <code>\ttfamily</code>	family	cmtt
<code>\textmd...</code> or <code>\mdseries</code>	series	m
<code>\textbf...</code> or <code>\bfseries</code>	series	bx
<code>\textup...</code> or <code>\upshape</code>	shape	n
<code>\textit...</code> or <code>\itshape</code>	shape	it
<code>\textsl...</code> or <code>\slshape</code>	shape	sl
<code>\textsc...</code> or <code>\scshape</code>	shape	sc
<code>\tiny</code>	size	5pt
<code>\scriptsize</code>	size	7pt
<code>\footnotesize</code>	size	8pt
<code>\small</code>	size	9pt
<code>\normalsize</code>	size	10pt
<code>\large</code>	size	12pt
<code>\Large</code>	size	14.4pt
<code>\LARGE</code>	size	17.28pt
<code>\huge</code>	size	20.74pt
<code>\Huge</code>	size	24.88pt

**notoccite** This option of the minitoc package loads the notoccite package [11] (by Donald ARSENEAU). It avoids problems with `\cite` commands in sectioning commands or captions. See section 1.6 on page 48.

**Omega** The Omega typesetting system<sup>7</sup> ( $\Omega$ ) (by Yannis HARALAMBOUS and John PLAICE) is an extension of  $\TeX$  that is aimed primarily at improving  $\TeX$ ’s multilingual abilities.

<sup>7</sup> Most but not all of this note is taken in the Omega documentation.

Table 6.12: Some systems derived from  $\text{T}_{\text{E}}\text{X}$  and  $\text{\LaTeX}$ 

$$\begin{array}{rcccl}
 \text{T}_{\text{E}}\text{X} & \longrightarrow & \Omega & + & \text{\LaTeX} & \longrightarrow & \Lambda \\
 & & + & & & & + \\
 \text{T}_{\text{E}}\text{X} & \longrightarrow & \varepsilon\text{-T}_{\text{E}}\text{X} & + & \text{\LaTeX} & \longrightarrow & \varepsilon\text{-\LaTeX} \\
 \hline
 & & \aleph & + & \text{\LaTeX} & \longrightarrow & \beth
 \end{array}$$

When the  $\text{T}_{\text{E}}\text{X}$  program was originally developed in the mid seventies [*circa* 1975] by Professor Donald KNUTH it was mainly aimed at typesetting mathematical texts in the english language. Since then  $\text{T}_{\text{E}}\text{X}$  has made inroads in broader and broader areas of scientific, literary and other scholarly activities in many countries all over the world. In 1991, KNUTH froze  $\text{T}_{\text{E}}\text{X}$ , mainly in the interest of stability. However, he allows the  $\text{T}_{\text{E}}\text{X}$  code to be used as the basis for further developments, so long as the resulting system is distributed under a different name.

In Omega all characters and pointers into data-structures are 31-bit wide, instead of 8-bit, thereby eliminating many of the trivial limitations of  $\text{T}_{\text{E}}\text{X}$ . Omega also allows multiple input and output character sets, and uses programmable filters to translate from one encoding to another, to perform contextual analysis, etc. Internally, Omega uses the universal Unicode/ISO-10646 character set. Omega also includes support for multiple writing directions.

These improvements not only make it a lot easier for  $\text{T}_{\text{E}}\text{X}$  users to cope with multiple or complex languages, like Arabic, Indic, Khmer, Chinese, Japanese or Korean, in one document, but also form the basis for future developments in other areas, such as native color support and hypertext features.

The  $\text{\LaTeX}$  format (in the  $\text{T}_{\text{E}}\text{X}$  meaning of that word) adapted to the special features of Omega is called “Lambda” ( $\Lambda$ ). Extending Omega with the  $\varepsilon\text{-T}_{\text{E}}\text{X}$  extensions is a separate project, known as “Aleph” ( $\aleph$ ) [34, 119] and led by Giuseppe BILOTTA. The  $\text{\LaTeX}$  for Aleph is known as “Lamed” ( $\beth$ ).

**package** Packages<sup>8</sup> are a very important feature of  $\text{\LaTeX}$ . These are extensions to the basic  $\text{\LaTeX}$  commands that are written to files with names that end with `.sty` and are loaded with the command `\usepackage` in the preamble. Packages can be classified by they origin.

- **Core** packages (in fact, **base** and **required** packages) are an integral part of the  $\text{\LaTeX}$  basic installation and are therefore fully standard.
- **Tools** packages are a set written by members of the  $\text{\LaTeX}$ 3 Team and should always be in the installation.
- **Graphics** packages are a standardized set for including pictures generated by other programs and for handling colors; they are at the same level as the tools packages.
- **$\mathcal{AMS}\text{-}\text{\LaTeX}$**  packages, published by the American Mathematical Society, should be in any installation<sup>9</sup>.

<sup>8</sup> This info is taken from [148, page 12–13] and adapted.

<sup>9</sup> They are indispensable if you use a lot of mathematics.

- **Contributed** packages have been submitted by actual users; certain of these have established themselves as “essential” to standard L<sup>A</sup>T<sub>E</sub>X usage, but all are useful.

**partlof** A list of figures for a part.

**partlofdepth** This counter, if defined, contains the depth of the partlofs.

**partlot** A list of tables for a part.

**partlotdepth** This counter, if defined, contains the depth of the partlots.

**parttoc** A table of contents for a part.

**parttocdepth** This counter contains the depth of the parttoCs.

**PDF** Portable Document Format [115]. A descendant of the Postscript language from Adobe, optimized for navigation on the Internet. It adds hypertext, font substitution, and compression features.

**placeins** The placeins package [12] keeps floats “in their place”, preventing them from floating past a `\FloatBarrier` command into another section. To use it, declare `\usepackage{placeins}` in the preamble and insert `\FloatBarrier` commands at places that floats should not move past, perhaps at every `\section`. The `insection` package option of the `minitoc` package does that with adequate options, and loads also the `flafter` package (described in [162] and [188, page 286]); see section 1.3.3 on page 28.

**placeins.txt** A plain text file containing the documentation of the placeins package [12].



**PL<sub>A</sub>T<sub>E</sub>X** A version of L<sup>A</sup>T<sub>E</sub>X customized for the polish (*polski*) language. See [198, 247]. But the *same* name refers also to a version of L<sup>A</sup>T<sub>E</sub>X customized for the japanese language, PL<sub>A</sub>T<sub>E</sub>X 2<sub>ε</sub> [133].

**pmk** An example of shell script to prepare the `minitoc` package and its documentation; you should adapt it to your needs. See item 9 on page 224.

**PostScript** A page description language, by Adobe. It describes the appearance of a page, including elements such as text, graphics, and scanned images, to a printer or visualization device. Introduced by Adobe in 1985, it has become the language of choice in high quality printing.

**preamble** In the main file of a L<sup>A</sup>T<sub>E</sub>X source document, the part of it between the commands `\documentclass[...]{...}` and `\begin{document}`. In the preamble, you can insert global declarations and the loading of packages via `\usepackage` commands.

**preparation** The preparation commands of the `minitoc` package prepare the auxiliary files for the mini-tables of a given type. A *preparation* command must have been invoked (only once) before any insertion command for the mini-table type. The preparation commands are:


```
\doparttoc, \dopartlof, \dopartlot,
\dominitoc, \dominilof, \dominilot,
\dosecttoc, \dosectlof, \dosectlot,
\mtcprepare
```



- proc** A standard L<sup>A</sup>T<sub>E</sub>X document class, for preparing conference proceedings. For the `minitoc` package, it is very similar to the `article` document class; see above.
- pseudo-chapter** Or starred chapter. A chapter introduced by a `\chapter*` command. By default, it has no entry in the table of contents. `\chapter*` needs some precautions with the `minitoc` package. See section 1.3.4 on page 32.
- quotchap** The `quotchap` package [232] provides a set of commands for adding quotations to some headings (chapters) in the standard L<sup>A</sup>T<sub>E</sub>X 2<sub>ε</sub> document classes: `book`, and `report`. It must be loaded *before* the `minitoc` package (see point 1.8 on page 50 and section 2.39 on page 72).
- README** is a plain text file (english) describing briefly the `minitoc` package, plus some useful infos.
- report** A standard L<sup>A</sup>T<sub>E</sub>X document class. It has sectionning commands: `\part`, `\chapter`, and `\section` (and below). It is compatible with the `minitoc` package and you can make mini-tables at the part and chapter levels (but not at the section level, to avoid too many auxiliary files).
- rmk** An example of shell script, which sorts the files of the `minitoc` package into classes (one directory for each class). It should be run after the scripts `imk` (mandatory) and `emk` and/or `fmk`, in that sequence. See item 9 on page 224.
- romannum** The `romannum` package [259] changes the numbers (for sectionning commands) generated by L<sup>A</sup>T<sub>E</sub>X from arabic digits to roman numerals. This package uses the `stdclsdv` package [248]. It must be loaded *before* the `minitoc` package (see point 1.8 on page 50 and section 2.40 on page 72).
- rubber** Rubber [22] is a wrapper for L<sup>A</sup>T<sub>E</sub>X and companion programs. Its purpose is, given a L<sup>A</sup>T<sub>E</sub>X source to process, to compile it enough times to resolve all references, possibly running satellite programs such as **B<sub>u</sub>L<sub>o</sub>T<sub>E</sub>X**, **makeindex**, **Metapost**, etc., to produce appropriate data files. It has facilities to make some post-processing cleanup actions, like deleting the auxiliary files created by `minitoc`.
- scrartcl** See KOMA-Script above.
- scrbook** See KOMA-Script above.
- scrreprt** See KOMA-Script above.
- sectionning commands** These are the L<sup>A</sup>T<sub>E</sub>X commands which specify the logical structure of your document. The main sectionning commands are `\part`, `\chapter`, `\section`, `\subsection`, `\subsubsection`, `\paragraph`, or `\subparagraph`. Some standard document classes have not the `\chapter` command (like the `article` and `proc` classes), some have no sectionning commands (like the `letter` class). In the later case, the `minitoc` package is pointless. If some of the `\part`, `\chapter`, or `\section` commands are not defined, the `minitoc` commands for that level are unavailable. If `\chapter` is defined, the `minitoc` commands at the section level are not defined in the current and older versions of the `minitoc` package, but if `\chapter` is not defined and `\section` is defined, then the `minitoc` commands at the section level are defined. See section 1.1.1 on page 25. In non-standard document classes, sectionning commands with non-standard names cannot be recognized by the `minitoc` package.

- sectlof** A list of figures for a section.
- sectlofdepth** This counter, if defined, contains the depth of the sectlofs.
- sectlot** A list of tables for a section.
- sectlotdepth** This counter, if defined, contains the depth of the sectlots.
- sectsty** The `sectsty` package [182] provides a set of commands for changing the font used for the various sectional headings in the standard  $\text{\LaTeX}$  2<sub>ε</sub> document classes: `article`, `book`, and `report`. This package also works with the KOMA-Script classes [194, 147] `scrartcl`, `scrbook`, and `scrreprt`. It must be loaded *before* the `minitoc` package (see point 1.8 on page 50 and section 2.28 on page 67).
- secttoc** A table of contents for a section.
- secttocdepth** This counter contains the depth of the secttocs.
- sfheaders** The `sfheaders` package [172] (for  $\text{\LaTeX}$  2<sub>ε</sub>) borrows some definitions from the standard `article/report/book` classes and modifies them in order to print the part, chapter, section, subsection... headers with the Sans-Serif variant of the current font. It must be loaded *before* the `minitoc` package (see point 1.8 on page 50 and section 2.41 on page 72).
- shell** In the Unix, Unix-like and Linux operating systems, the **shell** is a program used as an interface between the operating system and the user. It can also be used as a scripting language to write programs or scripts to prepare routinely used sequences of tasks. The main shells are the Bourne shell (**sh**), the C shell (**csh**), the Korn shell (**ksh**), and their many successors (like **bash**, **tcsh**, etc.).
- shorttext** An option of the `minitoc` package. It forces the use of short extensions (3 characters) in the names of the `minitoc` auxiliary files. This option is inactive by default, but is automatically activated if your operating system needs short extensions. See **autoconfiguration** above and the section 2.5 on page 56.
- shorttoc** The `shorttoc` package [105] allows to create an other table of contents in a document, with an other title and an other depth than the main table of contents.
- SJIS** The SJIS character encoding (for the japanese language), also known as MS-Kanji (Kanji for Microsoft®), consists of two overlaid character sets: the so-called halfwidth Katakana (JIS X0201-1976, 1-byte characters encoded in the range 0xA1 to 0xDF) and the (fullwidth) JIS character set (JIS X0208-1990, mapped to the remaining code points). This information is taken from [167, 168].
- SI $\text{\LaTeX}$**  A version of  $\text{\LaTeX}$  customized for the swedish language. See [181].
- splitbib** A  $\text{\LaTeX}$  package [179] which allows for sorting a bibliography into categories and subcategories; this is interesting for lists of publications, for grouping references by subject, by year, ...
- stdclsdv** The `stdclsdv` package [248] is intended to be used by the authors of  $\text{\LaTeX}$  packages that need to know about the sectional divisions provided by the document class.

- strut** A vertical invisible rule used to force a minimal separation between two lines of text.
- subfig** The subfig package [96] provides support for the inclusion of small, “sub-figures” and “sub-tables”. It simplifies the positioning, captioning and labeling of them within a single figure or table environment. In addition, this package allows such sub-captions to be written to the List of Figures or List of Tables if desired.
- subfigure** The subfigure package [94] is an obsolete version (by the same author) of the subfig package [96].
- suffix** See “extension” above.
- TDS** The T<sub>E</sub>X Directory Structure [236, 235]; a directory structure highly recommended to store macros, fonts, and the other implementation-independent T<sub>E</sub>X system files; it also suggests how to incorporate the rest of the T<sub>E</sub>X files in a single structure; the TDS has been designed to work on all modern systems.
- T<sub>E</sub>X** T<sub>E</sub>X is a computer program created by Donald KNUTH [143]. It is aimed at typesetting text and mathematical formulae. KNUTH started writing the T<sub>E</sub>X typesetting engine in 1977 to explore the potential of the digital printing equipment that was beginning to infiltrate the publishing industry at that time, especially in the hope that he could reverse the trend of deteriorating typographical quality that he saw affecting his own books and articles. T<sub>E</sub>X as we use it today was released in 1982, with some slight enhancements added in 1989 to better support 8-bit characters and multiple languages. T<sub>E</sub>X is renowned for being extremely stable, for running on many different kinds of computers, and for being virtually bug free. The version number of T<sub>E</sub>X is converging to  $\pi$  and is now at 3.141592.
- T<sub>E</sub>X is pronounced “Tech,” with a “ch” as in the German word “Ach” or in the Scottish “Loch.” In an ASCII environment, T<sub>E</sub>X becomes TeX.
- thailatex** The thailatex package [226] allows to typeset documents in the Thai language. You can also use the CJK system [167, 168].
- thispagestyle** A type of *feature* (see this term) which is executed at each occurrence of a given type of mini-table, to force the page style to use for the current page. Look at the documentation of the `\mtcsetfeature` command, in section 1.10 on page 45.
- tight** An option of the minitoc package. It gives a tight line spacing in the mini-tables. The opposite option is loose.
- titlesec** The titlesec package [33] allows to change the sectioning titles. Amongst its many features it provides margin titles, different format in left and right pages, rules above and below the title, etc. Unfortunately, it is *incompatible* with the minitoc package.
- titletoc** The titletoc package is useful for toc entries formatting, providing the possibility of changing the format in the middle of a document, grouping the entries in a single paragraph, pretty free-forms entries, partial tocs, etc. Unfortunately, it is *incompatible* with the minitoc package.
- The titletoc.sty file is not part of the titlesec package; it’s an independent package, but it’s described in the titlesec package documentation [33].

- tmk** A script file which creates a TDS hierarchy [236, 235] (to be adjusted to your system).
- TOC** Acronym for “table of contents”.
- tocbibind** The tocbibind package [253] can be used to add the ToC and/or bibliography and/or the index etc., to the Table of Contents listing. But it needs some precautions when used with the minitoc package. See section 1.5.5 on page 47.
- tocdepth** This counter contains the depth of the table of contents.
- tocloft** The tocloft package [250] provides means of controlling the typographic design of the Table of Contents, List of Figures and List of Tables. New kinds of “List of ...” can be defined. If you use the tocloft package and the minitoc package, see section 2.21 on page 61 about fixing some minor compatibility issues.
- TODO** is a plain text file (english) which lists some suggested developments of the package, not yet implemented. Comments and suggestions are welcome.
-  **token**<sup>10</sup> A token<sup>10</sup> is either (a) a single character with an attached category code (see “cat-code” above), or (b) a control sequence. You *should* remember two chief things about T<sub>E</sub>X’s tokens: (1) A control sequence is considered to be a single object that is no longer composed of a sequence of symbols. Therefore long control sequence names are no harder for T<sub>E</sub>X to deal with than short ones, after they have been replaced by tokens. Furthermore, spaces are not ignored after control sequences inside a token list; the ignore-space rule applies only in an input file, during the time that strings of characters are being tokenized. (2) Once a category code has been attached to a character token, the attachment is permanent. For example, if character ‘{’ were suddenly declared to be of category 12 instead of category 1, the characters ‘{<sub>1</sub>’ already inside token lists of T<sub>E</sub>X would still remain of category 1; only newly made lists would contain ‘{<sub>12</sub>’ tokens. In other words, individual characters receive a fixed interpretation as soon as they have been read from a file, based on the category they have at the time of reading. Control sequences are different, since they can change their interpretation at any time. T<sub>E</sub>X’s digestive processes always know exactly what a character token signifies, because the category code appears in the token itself; but when the digestive processes encounter a control sequence token, they must look up the current definition of that control sequence in order to figure out what it means.
- UNIX** A modern operating system, available on many computers and in various flavors. From the minitoc point of view, it has the advantage of using filenames with long extensions (the length limit is too high to be a problem with the number of mini-tables).
- UNIX-like** Operating systems analog to Unix, with the same advantages. Linux is a good example, but others exist.
- UTF 8** UTF 8 (Unicode Transformation Format 8), also called UTF 2 or FSS-UTF, is a special representation of Unicode (resp. ISO 10646). It uses multibyte sequences of various lengths, but only 2-byte and 3-byte sequences are implemented in CJK. ASCII characters will be used as-is — without this property it would be impossible to use UTF 8 with T<sub>E</sub>X. See table 6.2 on page 197.

<sup>10</sup>This definition is taken from “The T<sub>E</sub>Xbook” [143].

- varsects** The varsects package [228] provides a set of commands for changing the font used for the various sectional headings in the standard L<sup>A</sup>T<sub>E</sub>X 2<sub>ε</sub> document classes: `article`, `book`, and `report`. It must be loaded *before* the `minitoc` package (see point 1.8 on page 50 and section 2.33 on page 69).
- wrapfig** The wrapfig package [9] provides the `wrapfigure` and `wraptable` environments to place a figure or table at the side of the page and wrap text around it.
- xmk** An example of shell script, which typesets the example document files into PDF documents.
- xr** The `xr` package [89] implements a system for eXternal References. I wrote the first version of this package, but it had severe problems. David CARLISLE rewrote it in a much better and more robust way. With his permission, I used some of his code in the `minitoc` package to implement the preparation commands (like `\dominitoc`). If you use also the `hyperref` package [213], use `xr-hyper` [90] in place of the `xr` package.

# Chapter 7

## Installation

### Tables

7.1	List of files ( <code>minitoc.l</code> ) . . . . .	223
7.2	A TDS-conformant hierarchy for the <code>minitoc</code> files . . . . .	225

This chapter describes the installation of the `minitoc` package (version #50).

This package contains a lot of files. The list of all files is given in `minitoc.l`. See table 7.1 on the following page. The files are sorted into “classes” below (a file can appear in more than one class). Each class specifies the function and the placement of its files.

- (0) The files `minitoc.ins` and `minitoc.dtx` are the basic source files of this package. The file `fminitoc.dtx` loads `minitoc.dtx` but selects the french documentation. The language selection is done by using `\ifcase ... \or ... \fi` constructs.



- (1) The files `minitoc.sty`, `mtcoeff.sty`, `mtcmess.sty`, and *all* `*.mld` and `*.mlo` files are the package itself<sup>1</sup>.

The table 1.7 on page 36 lists the available languages; for each of these languages, a *language.mld* file is available; the languages in parentheses are aliases of a main language and their `.mld` files will load the `.mld` file of that main language.

`mtcpatchmem.sty` is a temporary fix for compatibility with the `memoir` class.

The files of this class must be *all* installed in a directory where  $\text{\LaTeX} 2_{\epsilon}$  finds the `.sty` files.

- (2) Informative text files:

<sup>1</sup> The large number `*.mld` files is (partially) a consequence of the fact that some languages have aliases (or dialects) and hence one `*.mld` file for each name (a `*.mld` file may load another one) and, if necessary, a `.mlo` file; the english and french languages are evident examples. For some languages, the multiplicity of the `*.mld` files corresponds to a multiplicity of fonts and/or encodings (chinese, greek, japanese, korean, malayalam, polish, russian, serbian), or even for spelling reforms (german, greek, norsk). *Note that the presence of the `english.mld` file is mandatory.* Since version #50, the `minitoc` package signals the missing `.mld` or `.mlo` files and gives a list in a warning message.

Table 7.1: List of files (minitoc.1)

<b>class (0) :</b> -minitoc.ins -minitoc.dtx -fminitoc.dtx  <b>class (1) :</b> -minitoc.sty -mtcoeff.sty -mtcmess.sty -mtcpatchmem.sty -acadian.mld -acadien.mld -afrikaan.mld -afrikaans.mld -albanian.mld -american.mld -arab.mld -arab2.mld -arabi.mld -arabic.mld -armenian.mld -australian.mld -austrian.mld -bahasa.mld -bahasai.mld -bahasam.mld -bangla.mld -basque.mld -bicig.mld -bicig2.mld -bicig3.mld -bithe.mld -brazil.mld -brazilian.mld -breton.mld -british.mld -bulgarian.mld -bulgarianb.mld -buryat.mld -buryat2.mld -canadian.mld -canadien.mld -castillan.mld -castillian.mld -catalan.mld -chinese1.mld, chinese1.mlo -chinese2.mld, chinese2.mlo -croatian.mld -czech.mld -danish.mld -devanagari.mld -dutch.mld -english.mld -english1.mld -english2.mld -esperant.mld -esperanto.mld -estonian.mld -ethiopia.mld -ethiopian.mld -ethiopian2.mld -farsi1.mld, farsi1.mlo -farsi2.mld, farsi2.mlo -farsi3.mld -finnish.mld	-finnish2.mld -français.mld -french.mld -french1.mld -french2.mld -frenchb.mld -frenchle.mld -frenchpro.mld -galician.mld -german.mld -germanb.mld -germanb2.mld -greek.mld -greek-mono.mld -greek-polydemo.mld -greek-polykatha.mld -guarani.mld -hangul1.mld, hangul1.mlo -hangul2.mld, hangul2.mlo -hangul3.mld, hangul3.mlo -hangul4.mld, hangul4.mlo -hangul-u8.mld, hangul-u8.mlo -hanja1.mld, hanja1.mlo -hanja2.mld, hanja2.mlo -hanja-u8.mld, hanja-u8.mlo -hebrew.mld -hebrew2.mld -hindi.mld -hindi-modern.mld -hungarian.mld -icelandic.mld -indon.mld -indonesian.mld -interlingua.mld -irish.mld -italian.mld -italian2.mld -japanese.mld, japanese.mlo -japanese2.mld, japanese2.mlo -japanese3.mld, japanese3.mlo -japanese4.mld, japanese4.mlo -japanese5.mld, japanese5.mlo -japanese6.mld, japanese6.mlo -kannada.mld -khalkha.mld -latin.mld -latin2.mld -latvian.mld -letton.mld -lithuanian.mld -lowersorbian.mld -lsorbian.mld -magyar.mld -magyar2.mld -magyar3.mld -malay.mld -malayalam-keli.mld -malayalam-omega.mld, malayalam-omega.mlo	-malayalam-rachana.mld -malayalam-rachana2.mld -manju.mld -meyalu.mld -mongol.mld -naustrian.mld -newzealand.mld -ngerman.mld -ngermanb.mld -ngermanb2.mld -norsk.mld -norsk2.mld -nynorsk.mld -nynorsk2.mld -polish.mld -polish2.mld -polski.mld -portuges.mld -portuguese.mld -romanian.mld -romanian2.mld -romanian3.mld -russian.mld -russianb.mld -russianc.mld -russian2m.mld -russian2o.mld -russian-cca.mld, russian-cca.mlo -russian-cca1.mld, russian-cca1.mlo -russian-lh.mld, russian-lh.mlo -russian-lhcyralt.mld, russian-lhcyralt.mlo -russian-lhcyrkoi.mld, russian-lhcyrkoi.mlo -russian-lhcyrwin.mld, russian-lhcyrwin.mlo -samin.mld -scottish.mld -serbian.mld -serbianc.mld -slovak.mld -slovene.mld -spanish.mld -spanish2.mld -spanish3.mld -spanish4.mld -swedish.mld -swedish2.mld -thai.mld, thai.mlo -turkish.mld -uighur.mld -uighur2.mld -uighur3.mld -UKenglish.mld -ukraine.mld -ukrainian.mld -uppersorbian.mld -USenglish.mld -usorbian.mld -vietnam.mld -vietnamese.mld -welsh.mld	-xalx.mld -xalx2.mld -xalx3.mld  <b>class (2) :</b> -INSTALL -minitoc.1 -README -catalog -TODO  <b>class (3) :</b> -mtc-2c.tex, mtc-2nd.tex, mtc-add.bib, mtc-add.tex, mtc-ads.tex, mtc-amm.tex, mtc-apx.tex, mtc-art.tex, mtc-bo.tex, mtc-bk.tex, mtc-ch0.tex, mtc-cri.tex, mtc-fo1.tex, mtc-fo2.tex, mtc-gap.tex, mtc-hil.tex, mtc-hi2.tex, mtc-hia.tex, mtc-hir.tex, mtc-hop.tex, mtc-liv.tex, mtc-mem.tex, mtc-mml.tex, mtc-mu.tex, mtc-sbf.tex, mtc-scr.tex, mtc-syn.tex, mtc-tbi.tex, mtc-tlc.tex, mtc-tlo.tex, mtc-tsfx.tex  <b>class (4) :</b> -minitoc.bug -minitoc.sum  <b>class (5) :</b> -minitoc.ins -minitoc.dtx -minitoc.bib -minitoc.ist -minitoc.lan -minitoc.pre -en-mtc.bst -lamed.eps, lamed.pdf, lamed.tex  <b>class (6) :</b> -minitoc.dtx -fminitoc.dtx -fminitoc.bib -fminitoc.ist -fminitoc.lan -minitoc.pre -franc.sty -frbib.sty -frnew.sty -fr-mtc.bst  <b>class (7) :</b> -minitoc.pdf  <b>class (8) :</b> -fminitoc.pdf  <b>class (9) :</b> -imk, emk, fmk, pmk, xmk, rmk, tmk -duplex2v.pro  <b>class (10) :</b> -minitoc-texmk.zip
---	--	--	--

- `INSTALL` is a file describing the installation of the package. You are (almost) reading it (but it is shorter).
  - `minitoc.l` contains the list of all files of the minitoc distribution. See table 7.1 on the preceding page.
  - `README` is a file describing briefly the minitoc package, plus some useful infos.
  - `catalog` contains basic infos about the minitoc package (abstract, date, author, version, licence).
  - `TODO` lists some suggested developments of the package, not yet implemented. Comments and suggestions are welcome.
- (3) Examples of documents: `mtc-2c.tex`, `mtc-2nd.tex`, `mtc-add.tex`, `mtc-ads.tex`, `mtc-amm.tex`, `mtc-apx.tex`, `mtc-art.tex`, `mtc-bk.tex`, `mtc-bo.tex`, `mtc-ch0.tex`, `mtc-cri.tex`, `mtc-fo1.tex`, `mtc-fo2.tex`, `mtc-gap.tex`, `mtc-hi1.tex`, `mtc-hi2.tex`, `mtc-hia.tex`, `mtc-hir.tex`, `mtc-hop.tex`, `mtc-liv.tex`, `mtc-mem.tex`, `mtc-mm1.tex`, `mtc-mu.tex`, `mtc-sbf.tex`, `mtc-scr.tex`, `mtc-syn.tex`, `mtc-tbi.tex`, `mtc-tlc.tex`, `mtc-tlo.tex`, `mtc-tsfc.tex`, are example files, to play with. The associated `.pdf` files are provided. Another (short) examples are welcome.
- (4) `minitoc.bug`, `minitoc.sum` are plain text documentation: list of problems (faq, see chapter 2 on page 53) and summary of commands (see chapter 3 on page 77).
- (5) `minitoc.ins`, `minitoc.ist`, `minitoc.pre`, `minitoc.lan`, `en-mtc.bst`, `minitoc.dtx`, and `minitoc.bib` are the source of the documentation in (non perfect) english, `lamed.eps` and `lamed.pdf` are images to include, `lamed.tex` is the source code<sup>2</sup>. `minitoc.pre` is the common preamble code for the documentation.
- (6) `minitoc.dtx`, `fminitoc.dtx`, `fminitoc.bib`, `fminitoc.ist`, `fminitoc.lan`, `minitoc.pre`, `franc.sty`, `frbib.sty`, `frnew.sty`, `fr-mtc.bst` are the source (and tools) of the documentation in french<sup>3</sup>.
- (7) `minitoc.pdf`, is the documentation in (non perfect) english, in PDF format.
- (8) `fminitoc.pdf` is the documentation in french, in PDF format. The french documentation and source files must not be left out.
- (9) `pmk` is a shell script<sup>4</sup> to prepare the package and its documentation; the `pmk` script uses the `/tmp/‘whoami’ .imk` and `/tmp/‘whoami’ .tmk` directories to not waste disk space under your home directory; there are also six partial scripts<sup>5</sup> (to be adapted):
- `imk`, which prepares the package from `minitoc.ins` and `minitoc.dtx`; note that `imk` must be run before running `emk` or `fmk`; it creates also some `.sty` files

<sup>2</sup> Compiling `lamed.tex` requires a specific hebrew font and a specific package (both obsolete), plus conversion into EPS or PDF; hence I prefer to provide also the image files.

<sup>3</sup> This seems rather strange. In fact, the english and french documentations are both contained in the `minitoc.dtx` file. `fminitoc.dtx` sets a flag then loads `minitoc.dtx`; hence the file `fminitoc.dtx` is much smaller than `minitoc.dtx`. Thus, `minitoc.ins` contains also some utility files which are automatically created (some `.sty` files, `minitoc.ist`, `fminitoc.ist`, `minitoc.lan`, `fminitoc.lan`). The english and french versions are not word-by-word translations, but they are in parallel in the file `minitoc.dtx`, and this helps the maintenance. Note that there is no more any `fminitoc.ins` file.

<sup>4</sup> You can sip a big cappuccino ☕ while this script is running! Be patient.

<sup>5</sup> In fact, `pmk` assembles the scripts `imk`, `emk`, `fmk`, `xmk`, `rmk`, and `tmk`.



Table 7.2: A TDS-conformant hierarchy for the minitoc files

texmf/							
bibtex/		doc/	dvips/	makeindex/	scripts/	source/	tex/
bib/	bst/	latex/	minitoc/	minitoc/	minitoc/	latex/	latex/
minitoc/	minitoc/	minitoc/	(D)	(E)	minitoc/	minitoc/	(H)
(A)	(B)	(C)			(F)	(G)	
(A) fminitoc.bib, minitoc.bib, mtc-add.bib;		mtc-add.tex, mtc-ads.pdf, mtc-ads.tex, mtc-amm.pdf, mtc-amm.tex, mtc-apx.pdf, mtc-apx.tex, mtc-art.pdf, mtc-art.tex, mtc-bk.pdf, mtc-bk.tex, mtc-bo.pdf, mtc-bo.tex, mtc-ch0.pdf, mtc-ch0.tex, mtc-cri.pdf, mtc-cri.tex, mtc-fo1.pdf, mtc-fo1.tex, mtc-fo2.pdf, mtc-fo2.tex, mtc-gap.pdf, mtc-gap.tex, mtc-hi1.pdf,		mtc-hi1.tex, mtc-hi2.pdf, mtc-hi2.tex, mtc-hia.pdf, mtc-hia.tex, mtc-hir.pdf, mtc-hir.tex, mtc-hop.pdf, mtc-hop.tex, mtc-liv.pdf, mtc-liv.tex, mtc-mem.pdf, mtc-mem.tex, mtc-mm1.pdf, mtc-mm1.tex, mtc-mu.pdf, mtc-mu.tex, mtc-sbf.pdf, mtc-sbf.tex, mtc-scr.pdf, mtc-scr.tex, mtc-syn.pdf, mtc-syn.tex, mtc-tbi.pdf,		mtc-tbi.tex, mtc-tlc.pdf, mtc-tlc.tex, mtc-tsfc.pdf, mtc-tsfc.tex, franc.sty, frbib.sty, frnew.sty;	
(B) en-mtc.bst, fr-mtc.bst;						(D) duplex2v.pro;	
(C) INSTALL, README, TODO, catalog, fminitoc.lan, fminitoc.pdf, lamed.eps, lamed.pdf, lamed.tex, minitoc.bug, minitoc.l, minitoc.lan, minitoc.pdf, minitoc.pre, minitoc.sum, mtc-2c.pdf, mtc-2c.tex, mtc-2nd.pdf, mtc-2nd.tex, mtc-add.pdf,						(E) fminitoc.ist, minitoc.ist;	
						(F) emk, fmk, imk, pmk, rmk, tmk, xmk;	
						(G) fminitoc.dtx, minitoc.dtx, minitoc.ins;	
						(H) minitoc.sty, mtcmess.sty, mtcpatchmem.sty, mtccoeff.sty, *.mld, *.mlo.	

necessary to prepare the documentation but that are to be installed with it; the `imk` script uses the `/tmp/whoami/.imk` directory to not waste disk space under your home directory;

- `emk`, which prepares the english documentation from `minitoc.dtx`;
- `fmk`, which prepares the french documentation from `fminitoc.dtx` and `minitoc.dtx`;
- `xmk`, which typesets the example files (in PDF format);
- `rmk`, which sorts the files into classes (one directory for each class);
- `tmk`, which creates a TDS-conformant hierarchy [236, 235] (to be tailored to your system); see table 7.2; this hierarchy is saved in `minitoc-texmf.zip`.

These scripts are currently written in C-shell, but they are very simple, and should be easy to convert in another classic shell. The documentation in PostScript format is no more distributed on the CTAN archives, but these scripts prepare it (using the `duplex2v.pro` PostScript header file to try printing recto-verso).

- (10) `minitoc-texmf.zip` is a ZIP-archive file containing a TDS-compliant hierarchy with all the files of the minitoc package.

Some remarks about the `rmk`, `tmk` and `pmk` scripts (which you should tailor to your needs):

- **with `rmk`:**

1. the hierarchy is *not* TDS-compliant;
2. the files of (0) must be installed in a directory where  $\text{\LaTeX} 2_{\epsilon}$  finds `.dtx` and `.ins` files;
3. the files of (1) must be installed in a directory where  $\text{\LaTeX} 2_{\epsilon}$  finds `.sty` files;
4. the files of (2), (3), (4), (5), (6) and (9) must be installed in a separate directory, but must not be left out;
5. the files of (7) and (8) must be installed as on-line documentation;
6. the directories created by the `rmk` script are under `/tmp/‘whoami’`.`rmk` to not waste disk space under your home directory.

- **with `tmk`:**

1. the hierarchy is TDS-compliant;
2. each file appears only once in the hierarchy;
3. the installation is much easier: you only need a `.zip` or a `.tar` (or `.tgz`) dump file<sup>6</sup> of the hierarchy to be deployed into the installed TDS hierarchy; you should examine *very carefully* (by comparison with your TDS installation) and tailor the `tmk` script before using it;
4. the directories created by the `tmk` script are under `/tmp/‘whoami’`.`tmk` to not waste disk space under your home directory;
5. the file `minitoc-texmf.zip` (10) should not be installed; it is just a method to help making a TDS-compliant installation.



- **with `pmk`:**

1. the `pmk` script performs the actions of `imk` (preparation of the basic files), `emk` and `fmk` (preparation of the english and french documentation), `xmk` (preparation of the examples of documents), `rmk` and `tmk` (repartition of files into classes and in a TDS-compliant hierarchy);
2. the directories created by the `pmk` script are under `/tmp/‘whoami’`.`rmk` and `/tmp/‘whoami’`.`tmk` to not waste disk space under your home directory;
3. the *same precautions* as for `tmk` are needed.



The file `minitoc-texmf.zip` contains a ZIP archive of a TDS-compliant hierarchy of all files of the `minitoc` package. It has been prepared by the `pmk` or `tmk` scripts.

Note that `minitoc.dtx` and hence `fminitoc.dtx` are (not so trivial) examples of using `minitoc` with `hyperref`. They show how the combinaison of these two packages may be useful.

---

<sup>6</sup> The `tmk` script creates the `minitoc-texmf.zip` file.

# Chapter 8

## Postface

### Contents

8.1	The origins . . . . .	227
8.2	New design in 1993 . . . . .	228
8.3	Developments in 1994 . . . . .	228
8.4	No developments in 1995 . . . . .	229
8.5	Developments en 1996 . . . . .	229
8.6	Developments in 1997 . . . . .	229
8.7	Developments in 1998 . . . . .	229
8.8	Developments in 1999 . . . . .	229
8.9	Developments in 2000 . . . . .	230
8.10	Developments in 2001 . . . . .	230
8.11	Developments in 2002 . . . . .	230
8.12	Developments in 2003 . . . . .	230
8.13	Developments in 2004 . . . . .	231
8.14	Developments in 2005 . . . . .	231
8.15	Developments in 2006 . . . . .	233

This chapter summarizes the evolution of the `minitoc` package, year by year. A more detailed history is available in “Changes History”, page 545. Many minor changes are skipped here.

In fact, this chapter is for the average user of the package, who wants to have an overview of its evolution; the chapter “Changes History” is more oriented towards peoples interested in the code of the package and the problems encountered during its development.

### 8.1 The origins

The `minitoc` package was initially written by Nigel WARD in 1990 and 1991, with major contributions by Dan JURAFSKY. But `minitoc` suffered of a major weakness: when the number of chapters exceeded 9 or 10, you got a rather mysterious error message:

No room for a new `\write`.

As I needed the basic fonctionnality of this package (printing mini-tables of contents for each chapter), I looked further in its code and finally found the culprit: `minitoc` used a `\newwrite` command to create a new file for the contents table of each chapter, allocating a new file descriptor each time. But the number of file descriptors for writing is limited to 16 under  $\LaTeX$  (in fact, by the underlying  $\TeX$  program itself). As some descriptors are already used by  $\LaTeX$ , writing more than 9 or 10 chapters was too much. Such errors are difficult to find when testing on too small documents: with few chapters, everything goes fine. But on a real document, with many chapters, the mysterious error happens.

## 8.2 New design in 1993

So I decided (June 1993, when I took the maintenance of the package) to change the allocation method to always use the same file descriptor for all the mini-table of contents files. Some major improvements happened in 1993: the addition of the `mtcoff` (`minitocoff` at this time) package and a rewrite of `minitoc` to extract the data from the `document.toc` file, with a selection mechanism. Then a first solution for the short extension problem was added (still manual). An elementary system for the fonts in the mini-tables was added. In December 1993, the `minilofs` and `minilots` were added.

## 8.3 Developments in 1994

The first improvements in 1994 were about the formatting of the mini-tables: spacing was improved and the position of the title became ajustable (with the optional parameter of `\minitoc` or `\dominitoc`). But a major addition was done: part-level mini-tables (`parttocs`, `partlofs`, `partlots`) and, for articles, section-level mini-tables (`secttocs`, `sectlofs`, `sectlots`).

With the emergence of  $\LaTeX 2_{\epsilon}$ , replacing the ageing  $\LaTeX 2.09$ , some work was necessary to support the compatibility with this new version. This was not easy, but Denis ROEGEL and Frank MITTELBACH gave me many helpful hints.

Another major addition is the language option feature, with the concept of the *minitoc language definition file* (or `.mld` file), coming from the `babel` package [38, 39], by Johannes BRAAMS. But at this time, these files were still named as `.sty` files.

An important simplification is introduced by the notion of “absolute numbering”, with avoids many problems when the chapters are not numbered the standard way (consecutively, starting from 1, with arabic digits).

## 8.4 No developments in 1995

Sorry, I was busy with an other project.

## 8.5 Developments en 1996

The very annoying problem with the starred sectionning commands received some (rather primitive) solutions, but it is very complex, so manual interventions are often required.

The names of the minitoc language definition files take now the extension `.mld`, more specific, and english is the default language. Some new languages are added.

The work on the starred sectionning commands continues.

The `minitocoff` companion package is renamed `mtcoff` to keep its name short.

## 8.6 Developments in 1997

The problem of short extensions for files names under some operating systems is addressed via the new `shorttext` package option and by the new autoconfiguration feature.

For the starred sectionning commands, the `\addstarredchapter` commande is added (with analog commands for starred parts and sections).

## 8.7 Developments in 1998

The `tight` and `loose` package options are added to improve the line spacing in the mini-tables.

## 8.8 Developments in 1999

The `dotted` and `undotted` package options are added to add or suppress some lines of dots (leaders) in the mini-tables.

## 8.9 Developments in 2000

A major addition is the compatibility with the `hyperref` package [213], and I must thank loudly Heiko OBERDIEK, Didier VERNA and Bernd JAEHNE.

Some corrections about the starred sectionning commands are added by Heiko OBERDIEK.

The mini-tables features (`\beforeparttoc` and `co.`) commands are added.

Some adjustment commands, like `\mtcaddchapter`, are added, again about the problem with the starred sectionning commands.

The compatibility with the `tocbibind` package [253] is documented.

Aliases for some languages are added.

## 8.10 Developments in 2001

Added the `checkfiles` and `nocheckfiles` package options, to avoid the insertion of (ugly) empty mini-tables.

Added the `\mtcselectlanguage` command to change more easily the language of the mini-tables titles.

## 8.11 Developments in 2002

Correction of an interaction between `\tableofcontents` (creating a hidden `\chapter*` or `\section*` command) and the numbering of the mini-table files.

Added the `\mtcskip` and `\mtcskipamount` commands.

## 8.12 Developments in 2003

Added the `insection` package option (which was temporarily done by the `flsection` and `flsectionb` package options) to deal with floats drifting out of their section. The `placeins` package [12] (by Donald ARSENEAU) is used.

The font commands are made compatible with the `memoir` class [257, 258].

Added compatibility with the `notoccite` package [11].

## 8.13 Developments in 2004

Added comments in the .mld files needing special fonts. Better documentation about languages.

Added an explanation about making a local table of contents for an appendix, eventually masking it in the main table of contents. Compatibility with the `appendix` package [252].

A major addition is the `hints` package option, to detect some programming and compatibility problems.

## 8.14 Developments in 2005

All messages are now written via the standard interface commands (`\PackageInfo`, `\PackageWarning`, and `\PackageError`), so the `minitoc` package is less verbose on the terminal.

Added the `\mtcsetfont` and `\mtcsettitlefont` commands (from a suggestion by Benjamin BAYART) to replace many font commands by only one command with a better user interface.

Comments about the  $\mathcal{AMS}$  classes (some ones are incompatible with `minitoc`).

Added the `\mtcsetformat` and `\mtcsettitle` commands, again to have a simpler user interface.

Added various hints (insection package, order of `minitoc` basic commands, short extensions).

Added the `\mtcsetpagenumbers` and `\mtcsetrules` commands, again to have a simpler user interface.

Added the `mtchideinmaintoc` environment, to hide a group of entries in the main table of contents; added also the `mtchideinmainlof` and `mtchideinmainlot` environments.

Added the `\mtcfixindex` and `\mtcsettitle` commands.

Added the description of the installation of the package (a new chapter and the file `INSTALL`).

Improved and added hints about consistence of `\dominitoc`/`\minitoc` and `co`.

Added the `\mtcsetfeature` command (very complex).

Added a hint about the `abstract` package [251].

The `minitoc` package is now written using the `.dtx-.ins` system. Some cleanup is done in the code.

Added the `\mtcfixglossary` command, like `\mtcfixindex`.

Some improvements are made to print the documentation.

Some new hints are added (`sectsty` package [182], empty mini-tables, obsolete commands).

Added the notion of depth for mini-tables of figures/tables. Added the `\mtcsetdepth` command.

The `hints` package option is now the default.

Added a method for making a bilingual documentation in one file (the `minitoc.dtx` file). This method could be used for more languages.

Added or improved some adjustment commands (`\adjustptc`, `\incrementptc`, `\decrementptc`, etc.).

Added the `k-tight` and `k-loose` package options, for the KOMA-Script [194, 147] document classes.

Added a patch for the recent version of the `memoir` class [257, 258].

Use `\mtcselectlanguage` in language options and in “secondary” `.mld` files.

Added the `\mtcloadmlo` command to be used in some `.mld` files to load a `.mlo` file. The extension `.mlo` means *minitoc language object*; such files contains characters not easily manipulated in a `.dtx` file.

The history of changes is now displayed in a much simpler way (using a glossary was too cumbersome).

Added the `listfiles` package option, to create a list of the `minitoc` auxiliary files, which can be removed after the  $\text{\LaTeX}$  compilation of the document. It is the `document.maf` file.

Added a remark in the FAQ chapter (and `minitoc.bug`) about precautions to take with the starred sectioning commands.

Added hints about the `caption`, `caption2`, `ccaption`, and `mcaption` packages (they must be loaded *before* `minitoc`).

A “Jargon” chapter is added. It will grow slowly.

Added a note about a problem with `minitoc`, `hyperref` and `memoir` used together.

Some bugs in the `\mtcset...` commands are fixed.

Added a hint about the `varsects` package [228].



Added a hint on the number of mini-tables when short extensions are used.

Added a chapter with all the (explained) messages.

## 8.15 Developments in 2006

Added the “\*” keyword as first argument of the `\mtcsetpagenumbers` and `\mtcsetrules` command, to get an action on all kinds of mini-tables.

Corrections in the `\mtcaddsection`, `\mtcfixglossary`, and `\mtcfixindex` commands.

In the PDF documentation, the panel of bookmarks shows initially only the bookmarks for parts and chapters, but you can open them to show deeper entries.

Added a comment about the initialization of fonts in the FAQ (point 34). It is still an open domain and I am working on it.

Added a hint about the KOMA-Script classes [194, 147], and an entry in the FAQ chapter (and in `minitoc.bug`).

Added the “Postface” chapter.

Added the `\mtcprepare` command.

Added an URL field in the bibliography (the styles are modified with the `urlbst` tool [118]).

Added `mtcmess.sty` to add unique identifiers to the messages.

Suppressed the PostScript documentation files from the distribution (no more accepted on CTAN archives), but the scripts still creates them.

Corrections in the `insection` package option.

Reordering of the chapters in the user’s manual (part I).

Added hints about the `fncychap` [170], `quotchap` [232], `romannum` [259], `sfheaders` [172], `alnumsec` [152], and `captcont` [95] packages.

Added FAQ 44 and the `\mtcgapbeforeheads` and `\mtcgapafterheads` formatting commands.

Added the chapter 4, “Examples of documents”, page 86.

Added FAQ 45 and the `\kernafterparttoc` and `co.` commands for the vertical space between a minitable and its bottom rule.

Increased the text width and adjusted the format of the entries in the TOC in the documentation.

Correction of the preamble in the generated files (spurious lines have been eliminated, at least).

Added `devanagari.mld` and `hindi.mld`. Added `hindi-modern.mld`.

The bibliographic styles `plainurl.bst` and `frplain1.bst` are renamed `en-mtc.bst` and `fr-mtc.bst`.

All example documents are renamed with names beginning with “`mtc-`”.

The “`listfiles`” package option is active by default.

Better error messages about undefined preparation and insertion commands.

Added `japanese6.mld` and `japanase6.mlo`.

Added a hint about the `hangcaption` package [138].

Added (in the `memento`) a table of the classes and packages which are incompatible or need precautions with `minitoc`.

Added a validation of the language options with the presence of the `.mld` and `.mlo` files.

Added the `tmk` script and a table describing a TDS structure for `minitoc`.

Updated the `INSTALL` file and the “Installation” chapter.

Added the file `minitoc-texmf.zip` (a ZIP archive of a TDS-compliant hierarchy of all files of the package) to the distribution.

# Acknowledgments

I ought to thank the following peoples <sup>1</sup>, for their help, their questions, their interventions in the news groups <sup>2</sup>, and/or for their packages, classes, documents, and tools:

Hassan ABOLHASSANI, Nabil ABU EL-ATA, Juan M. AGUIRREGABIRIA, Alex AJ, Jérôme ANDRIEUX, Ralf ANGELI, Achod André ARADIAN, Einar ÁRNASON, Tim ARNOLD, Donald ARSENEAU, David ASPINALL, Philipp BACHMANN, Gonvcal BADENES, Marin BALGARENSKY, Jean-Yves BAUDAIS, David BAUSUM, Benjamin BAYART, Thierry BAYET, Claudio BECCARI, Stephan P. VON BECHTOLSHEIM, Emmanuel BEFFARA, József BÉRCES, Karl BERRY, Javier BEZOS, Giuseppe BILOTTA, Árpád BÍRÓ, Denis BITOUZÉ, Laurent BLOCH, Georgi BOSHNAKOV, Patrice BOUGETTE, Daniel BOURBONNAIS, Victor BOYKO, Johannes BRAAMS, Mustafa BURC, Olivier CARDI, David CARELLA, David CARLISLE, Kevin CARMODY, Manuel CARRIBA, Régis CASPAR, CHANOPD Silpa-Anan, Jean-Côme CHARPENTIER, Jana CHLEBIKOVA, Marian CLEGG, Steven Douglas COCHRAN, Maurizio CODOGNO, David B. COOK, Oliver CORFF, Prakash COUNTCHAM, Serguei DACHIAN, Adrian DAERR, Patrick W. DALY, Sébastien DEMOUSTIER, Éric DEPARDIEU, Ben DE RYDT, Dorjpalam DORJ, Lyndon DUDGING, Marko ĚEHAJA, Victor EIJKHOUT, Danie ELS, Behdad ESFAHDOD, Thomas ESSER, Karl F. EVERITT, Mike FABIAN, Robin FAIRBAIRNS, Simon FEAR, Jürgen FENN, Jeff FESSLER, Ulrike FISCHER, Daniel FLIPO, Peter FLYNN, Jim FOX, Danny F. FÜRNISS, Diego GARCIA MORATE, Hubert GÄSSLEIN, Mohammad GHODSI, Markus GLEISZNER, Vitali GONTSHARUK, Michel GOOSSENS, Mathieu GOUTELLE, Fraser GRANT, Norman GRAY, Loïc GRENON, Sébastien GROT, Micael GUIGNARD, Marion GUNN, Hans HAGEN, Boumediene HAMZI, Patrick HAPPEL, Yannis HARALAMBOUS, Alexander HARIN, Russel L. HARRIS, Danny HEAP, André HEIDER, Thorsten HEIN, Sten HELLMAN, Haavard HELSTRUP, Yvon HENEL, Stephan HENNIG, Florence HENRY, Stephen HERBORN, Morten HØGHOLM, Alv Kjetil HOLME, Umstatter HORST, Don HOSEK, Yufan HU, Dave W. HUSEBY, Dmitry IVANOV, Per Steinar IVERSEN, Zunbeltz IZAOLA, Youssef JABRI, Bernd JAEHNE, Radwan JALAM, Michael JANISH, Regnor JERNSLETEN, Zhuhan JIANG, Loïc JOLY, Christophe JORSSSEN, Robert JUHASZ, Stefan JUNGE, JUNGSHIK Shin, Dan JURAFSKY, Mikko KANERVA, David KASTRUP, Ronan KERYELL, Axel KIELHORN, Ki-Joo KIM, Bil KLEB, Peter KLEIWEG, Rune KLEVELAND, Jörg KNAPPEN, KOAUNGHU Un, Markus KOHM, Helmutj KOPKA, Attila KOPPANYI, Thankmar KRONZUCKER, Alexej M. KRYUKOV, Markus G KUHN, Florian KULZER, Toshiki KUMAZAWA, Frank KÜSTER, Klaus LAGALLY, Fabio LANARI, Robert LANGE, Dag LANGMYHR, Olga G. LAPKO, Henning LARSEN, Jean-Marc LASGOUTTES, Jean-Philippe LAUFFENBURGER, Arnaud LAUNAY, Claire LAUVERNET,

---

<sup>1</sup> And I apologize to all whose I forgot.

<sup>2</sup> Mainly, `fr.comp.text.tex` (in french) and `comp.text.tex` (in english), but also `de.comp.text.tex` (in german, but I do not read it well: send me also a mail in french or english).

Boris LAVVA, Werner LEMBERG, Thomas LEONHARDT, Erwan LE PENNEC, Stéphane LEPOLOZEC,  
 Julien LE THUAUT, Adam LEWENBERG, Knut LICKERT, Arnaldo Viegas DE LIMA,  
 Ulf A. LINDGREN, Anselm LINGNAU, Pierre LOBEL, Milos LOKAJICEK, Maurizio LORETI,  
 Tristan LORINO, Tim LOVE, Vincent LOZANO, Dan LUECKING, Ken LUNDE, Anders LYHNE,  
 Pierre MACKAY, Lars MADSEN, Richard MAHONEY, Irina MAKHOVAYA, Bob MARGOLIS,  
 Nicolas MARKEY, Marcus MARR, Françoise MARRE-FOURNIER, Terry MART,  
 Ruiz-Altaba MARTI, Vadim MASLOV, Henri MASSIAS, Andreas MATTHIAS, Sven MATTISSON,  
 Rowland McDONNELL, Ben MCKAY, Sébastien MENGIN, Yanick MICHOU, Frank MITTELBACH,  
 Lapo Filippo MORI, Michael A. MORRISON, Dejan MUHAMEDAGIĆ, Sergei O. NAOUMOV,  
 Cuong NGUYEN, Julien NICOLAS, Rolf NIEPRASCHK, Josselin NOIREL, Heiko OBERDIEK,  
 Mariusz OLKO, Piet VAN OOSTRUM, Erik ÖSTHOLS, Jörg OTT, Alan PAIĆ, Scott PAKIN,  
 Palash Baran PAL, Anshuman PANDEY, Oren PATASHNIK, Matthias PELGER,  
 Terje Engeset PETTERST, Bruno PIGUET, John PLAICE, POONLAP Veerathanabutr, Nico POPPELIER,  
 Rama PORRAT, Camille-Aimé POSSAMAÏ, Roozbeh POURNADER, CV RADHAKRISHNAN,  
 Sebastian RAHTZ, Bernd RAICHLE, Jose Pedro RAMALHETE, Keranen REINO, Adrian REZUŞ,  
 Tony ROBERTS, Denis ROEGEL, Christian ROLLAND, Jan Michel RYNNING, Young RYU, Enn SAAR,  
 David SAMSOEN, Julio SANCHEZ, Morgan SANGEUX, Eddie SAUDRAIS, Elmar SCHALUECK,  
 Tobias SCHLEMMER, Uwe SCHNEIDER, Martin SCHRÖDER, Ali SHOUKAT, Andrij SHVAIKA,  
 Jankovic SLOBODAN, John SMITH, Robin S. SOCHA, Arjen STEINER, D.P. STORY, Éric STREIT,  
 Ralf STUBNER, SURAPANT Meknavin, Chris SWOYER, Apostolos SYROPOULOS, Dung TA QUANG,  
 Daniel TAUPIN<sup>†</sup>, Hàn Thế THÀNH, THEPPITAK Karoonboonyanan, Karsten TINNEFELD,  
 Ton 'T LAM, Sigita TOLUSIS, Laurent TORDELLA, Mark TRETTIN, Ahto TRUU, Stefan ULRICH,  
 Turgut UYAR, Jari VAARIO, Thomas VAN OUDENHOVE DE SAINT GÉRY, Vincent VAQUIN,  
 Didier VERNA, Sylvain VESCO, Alexandre VIAL, Vladimir VOLOVITCH, Herbert VOSS,  
 Zdeněk WAGNER, Nigel WARD, Staszek WAWRYKIEWICZ, Stephan B. WEBANCK,  
 Eduard WERNER, Peter R. WILSON, Marcin WOLIŃSKI, Élisabeth WOLKOWSKI, Tim WRIGHT,  
 Dominik WUJASTYK, Damien WYART, C.S. YOGANANDA, Adi ZAIMI, Danilo ZAVRTANIK,  
 Krzysztof Konrad ŻELECHOWSKI, Charlie S. ZENDER, Vadim V. ZHYTNIKOV, Uwe ZIEGENHAGEN,  
 and Leon ŽLAJPAH.

## **Part II**

# **Implementation**

## Contents of the Second Part

---

<b>9</b>	<b>Commented code of <code>minitoc.sty</code></b>	<b>239</b>
<b>10</b>	<b>Commented code of <code>mtcoff.sty</code></b>	<b>413</b>
<b>11</b>	<b>Commented code of <code>mtcmess.sty</code></b>	<b>427</b>
<b>12</b>	<b>Patch for the <code>memoir</code> class</b>	<b>428</b>
<b>13</b>	<b>The language definition (<code>.mld</code>) and object (<code>.mlo</code>) files</b>	<b>430</b>

---

## Chapter 9

# Commented code of `minitoc.sty`

### Contents

<b>9.1</b>	<b>Introduction</b>	<b>242</b>
<b>9.2</b>	<b>Identification code</b>	<b>243</b>
<b>9.3</b>	<b>A file descriptor to write</b>	<b>243</b>
<b>9.4</b>	<b>Indentation and skip</b>	<b>243</b>
<b>9.5</b>	<b>Tests and flags</b>	<b>244</b>
9.5.1	Flags for the <code>hints</code> option	244
9.5.2	Use of section-level mini-lists of floats	245
9.5.3	Presence of some packages and classes	245
9.5.4	Presence or absence of some sectioning commands	246
9.5.5	Flags to check if some commands are used	247
9.5.6	Check if the document has exactly 2 parts	248
<b>9.6</b>	<b>Preparation for the <code>notoccite</code> option</b>	<b>249</b>
<b>9.7</b>	<b>Preparation for the <code>tight</code> and <code>k-tight</code> options</b>	<b>249</b>
<b>9.8</b>	<b>Preparation to work with <code>hyperref</code></b>	<b>249</b>
<b>9.9</b>	<b>Checking the presence of some packages</b>	<b>250</b>
9.9.1	Check if the <code>sectsty</code> package is loaded, and when	250
9.9.2	Check if the <code>varsects</code> package is loaded, and when	250
9.9.3	Check if the <code>fncychap</code> package is loaded, and when	250
9.9.4	Check if the <code>hangcaption</code> package is loaded, and when	251
9.9.5	Check if the <code>quotchap</code> package is loaded, and when	251
9.9.6	Check if the <code>romannum</code> package is loaded, and when	251
9.9.7	Check if the <code>sfheaders</code> package is loaded, and when	251
9.9.8	Check if the <code>alnumsec</code> package is loaded, and when	252
9.9.9	Check if the <code>captcont</code> package is loaded, and when	252
9.9.10	Check if the <code>caption</code> package is loaded, and when	252
9.9.11	Check if the <code>caption2</code> package is loaded, and when	252
9.9.12	Check if the <code>ccaption</code> package is loaded, and when	253
9.9.13	Check if the <code>mcaption</code> package is loaded, and when	253
<b>9.10</b>	<b>Is the <code>memoir</code> class loaded?</b>	<b>253</b>
<b>9.11</b>	<b>Testing the emptiness of a file</b>	<b>254</b>
<b>9.12</b>	<b>Internal macros to decrement <code>minitoc</code> counters</b>	<b>255</b>
<b>9.13</b>	<b>Patching the <code>\part</code> command</b>	<b>256</b>
<b>9.14</b>	<b>Adding an entry in the TOC for a starred part</b>	<b>256</b>

9.15	Section level macros	257
9.16	Corrections for numbering	257
9.17	Patching the <code>\section</code> command	257
9.18	Adding an entry in the TOC for a starred section	258
9.19	Chapter level macros	258
9.20	Patching the <code>\chapter</code> command	259
9.21	Adding an entry in the TOC for a starred chapter	259
9.22	Miscellaneous declarations	259
9.23	Autoconfiguration of extensions	260
9.24	Detecting obsolete versions of $\text{\LaTeX}$	261
9.25	A macro to make a TOC entry without leaders nor page numbers	262
9.26	Default values for the page-number customizations	262
9.27	“Features” for the mini-tables	265
9.28	Fake tables of contents	267
9.29	Depth counters for minilofs and minilots	268
9.30	Chapter level commands	268
9.31	Starred parts, chapters or sections	268
9.32	Font commands for the mini-tables	270
9.33	Internal commands to position the mini-table titles	270
9.34	The <code>mtc@verse</code> environment	271
9.35	The <code>\minitoc</code> , <code>\minilof</code> , and <code>\minilot</code> commands	271
9.35.1	The <code>\minitoc</code> command	272
9.35.2	The <code>\minilof</code> command	275
9.35.3	The <code>\minilot</code> command	278
9.36	Patching the <code>\chapter</code> command, continued	281
9.37	The <code>\addstarred...</code> commands	282
9.38	TOC entries without leaders	282
9.39	Mini-tables with or without leaders	283
9.40	The <code>\dominitoc</code> command and its siblings	284
9.40.1	Analysis and splitting of the TOC file	287
9.41	Mini-lists of figures	290
9.41.1	Analysis and splitting of the list of figures file	291
9.42	Mini-lists of tables	293
9.42.1	Analysis and splitting of the list of tables file	293
9.43	Macro to write a contents line	296
9.44	Depth counters for partlofs and partlots	297
9.45	Part level commands	297
9.46	Fonts for the parttocs	298
9.47	Default titles for part-level mini-tables	299
9.48	The <code>ptc@verse</code> environment	301
9.49	The part level mini-tables: <code>\parttoc</code> , <code>\partlof</code> , and <code>\partlot</code>	301
9.49.1	The <code>\parttoc</code> command	301
9.49.2	The <code>\partlof</code> command	304
9.49.3	The <code>\partlot</code> command	307
9.50	Auxiliary commands for printing parttocs	310
9.51	Patching the <code>\part</code> command, continued	310
9.52	The <code>\doparttoc</code> command and its siblings	311
9.52.1	Processing macros for the parttocs	313
9.52.2	Processing macros for the partlofs	317
9.52.3	Processing macros for the partlots	319
9.53	Depth counters for sectlofs and sectlots	322
9.54	Section-level commands	322
9.55	Fonts commands for secttocs and co.	323



<b>9.56</b>	<b>Internal macros for title positioning</b>	<b>323</b>
<b>9.57</b>	<b>The stc@verse environment</b>	<b>324</b>
<b>9.58</b>	<b>The \secttoc, \sectlof, and \sectlot commands</b>	<b>324</b>
9.58.1	The \secttoc command	324
9.58.2	The \sectlof command	327
9.58.3	The \sectlot command	329
<b>9.59</b>	<b>Auxiliary internal commands, section level</b>	<b>332</b>
<b>9.60</b>	<b>Patching the \section command (continued)</b>	<b>332</b>
<b>9.61</b>	<b>The \dosectoc command and siblings</b>	<b>334</b>
<b>9.62</b>	<b>End of section-level commands</b>	<b>343</b>
<b>9.63</b>	<b>The \mtcprepare command</b>	<b>344</b>
<b>9.64</b>	<b>Necessary \l@... commands</b>	<b>344</b>
<b>9.65</b>	<b>The horizontal rules and their default values</b>	<b>345</b>
<b>9.66</b>	<b>The \mtcset... commands</b>	<b>346</b>
9.66.1	Keywords for the \mtcset... commands	346
9.66.2	The \mtcsetfont command	347
9.66.3	The \mtcsettitlefont command	351
9.66.4	The \mtcsettitle command	353
9.66.5	The \mtcsetformat command	354
9.66.6	The \mtcsetpagenumbers command	359
9.66.7	The \mtcsetrules command	361
9.66.8	The \mtcsetfeature command	363
9.66.9	The \mtcsetdepth command	366
<b>9.67</b>	<b>The mtchideinmaintoc environment and siblings</b>	<b>367</b>
<b>9.68</b>	<b>Fixing the “Glossary” entry in the TOC</b>	<b>369</b>
<b>9.69</b>	<b>Fixing the “Index” entry in the TOC</b>	<b>371</b>
<b>9.70</b>	<b>The \mtcselectlanguage command</b>	<b>372</b>
<b>9.71</b>	<b>The \mtcloadmlo internal command</b>	<b>372</b>
<b>9.72</b>	<b>The “coffee breaks”</b>	<b>373</b>
<b>9.73</b>	<b>Initialization of counters</b>	<b>374</b>
<b>9.74</b>	<b>Declarations for simple options</b>	<b>374</b>
9.74.1	Options tight and loose, k-tight and k-loose	374
9.74.2	Options checkfiles and nocheckfiles	374
9.74.3	Options dotted and undotted	374
9.74.4	Option notoccite	375
9.74.5	Option shorttext	375
<b>9.75</b>	<b>The insection option</b>	<b>375</b>
<b>9.76</b>	<b>The listfiles and nolistfiles options</b>	<b>376</b>
<b>9.77</b>	<b>Language options</b>	<b>376</b>
<b>9.78</b>	<b>The hints option</b>	<b>382</b>
9.78.1	First part: \mtc@hints@begindoc	382
9.78.1.1	Hint about the alphanum package	382
9.78.1.2	Hint about the appendix package	383
9.78.1.3	Hint about the tocbibind package	383
9.78.1.4	Hint about the KOMA-Script classes	383
9.78.1.5	Hint about the tocloft package	384
9.78.1.6	Hint about the titletoc package	384
9.78.1.7	Hint about the placeins package	385
9.78.1.8	Hint about the memoir class	386
9.78.1.9	Hint about the amsart and amsproc classes	386
9.78.1.10	Hint about the amsbook class	387
9.78.1.11	Hint about the abstract package	387
9.78.1.12	Hint about the jura class	387
9.78.1.13	Hint about the alteration of the sectionning commands	388

9.78.1.13.1 Alteration of <code>\part</code>	388
9.78.1.13.2 Alteration of <code>\chapter</code>	388
9.78.1.13.3 Alteration of <code>\section</code>	389
9.78.1.14 Hint about the consistence of the calling sequences of some commands	389
9.78.2 Final part: <code>\mtc@hints@enddoc</code>	390
9.78.2.1 Hint about <code>\sect-lof lot</code> and the <code>insection</code> option	391
9.78.2.2 Final part of the consistence tests	391
9.78.2.3 Check if the main tables have been prepared (first part)	393
9.78.2.4 Check if the main tables have been prepared (second part)	395
9.78.2.5 Check the number of mini-tables, in case of short extensions	398
9.78.2.6 Final part of the hint about the <code>sectsty</code> package	398
9.78.2.7 Final part of the hint about the <code>varsects</code> package	399
9.78.2.8 Final part of the hint about the <code>fncychap</code> package	399
9.78.2.9 Final part of the hint about the <code>hangcaption</code> package	399
9.78.2.10 Final part of the hint about the <code>quotchap</code> package	400
9.78.2.11 Final part of the hint about the <code>romannum</code> package	400
9.78.2.12 Final part of the hint about the <code>sfheaders</code> package	400
9.78.2.13 Final part of the hint about the <code>alnumsec</code> package	401
9.78.2.14 Final part of the hint about the <code>captcont</code> package	401
9.78.2.15 Final part of the hint about the <code>caption</code> package	401
9.78.2.16 Final part of the hint about the <code>caption2</code> package	402
9.78.2.17 Final part of the hint about the <code>ccaption</code> package	402
9.78.2.18 Final part of the hint about the <code>mcaption</code> package	402
9.78.2.19 Check if empty mini-tables have been detected	403
9.78.2.20 Check if obsolete commands have been used	405
9.78.2.21 Check if some hints have been written	406
<b>9.79 Processing of options</b>	<b>406</b>
9.79.1 Processing the <code>insection</code> option	407
9.79.2 Processing the <code>notoccite</code> option	407
9.79.3 Processing the <code>listfiles</code> option	408
9.79.4 Processing the <code>hints</code> option	409
9.79.5 Saving the sectionning commands	409
<b>9.80 Trapping the undefined preparation and insertion commands</b>	<b>410</b>
<b>9.81 The <code>fminitoc.dtx</code> file</b>	<b>411</b>

---

## 9.1 Introduction

This long chapter presents the code of the `minitoc` package and attempts to explain it. Some comments of the original source file <sup>1</sup> are skipped, like the history, because they do not need further examination (they will be put in the change history).

The code is split in sections to make the reading easier, and the sections are sometimes reordered to make the reading easier.

Most of the `minitoc` external commands have `mtc`, `ptc`, `stc`, or one of the mini-table names (`parttoc`, ..., `sectlot`) in their names. Most of the `minitoc` internal commands have `@mtc`,

<sup>1</sup> The source file of version #42. Version #43 includes the conversion of the package to `.dtx-.ins` format. Version #42 has not been distributed because of that.

@ptc, @stc, or parttoc@,..., sectlot@ in their names, or a similar convention. The few exceptions should be explicit enough to not conflict with other packages.

## 9.2 Identification code

The code of `minitoc.sty` starts here:

```

1 <{*minitoc>

\NeedsTeXFormat{LaTeX2e}[1996/06/02]%
\ProvidesPackage{minitoc}%
\mtcPackageInfo{minitoc}{2006/11/29 v50 Package minitoc (JPFD)}
\RequirePackage{mtcmess}[2006/03/14]
\mtcPackageInfo{<I0001>}{minitoc}%
2 \NeedsTeXFormat{LaTeX2e}[1996/06/02]%
3 \ProvidesPackage{minitoc}%
4   [2006/11/29 v50 Package minitoc (JPFD)]
5 \RequirePackage{mtcmess}[2006/03/14]
6 \mtcPackageInfo{<I0001>}{minitoc}%
7   {*** minitoc package, version 50 ***\@gobble}

```

## 9.3 A file descriptor to write

```

\tf@mtc A file descriptor is needed to write the files containing the mini-tables, it is \tf@mtc.
\newwrite
8 \newwrite\tf@mtc

```

## 9.4 Indentation and skip

```

\mtcindent We define the indentation \mtcindent (both sides) of the mini-tables and the command
\mtcskip \mtcskip to make a vertical skip before a mini-table, its value is \mtcskipamount (default:
\mtcskipamount \bigskipamount).
\parskip
9 \newlength\mtcindent
10 \newskip\mtcskipamount
11 \setlength{\mtcskipamount}{\bigskipamount}
12 % %%%\def\mtcskip{\leavevmode\unskip\removelastskip%
13 % %%% \parskip=\z@\addvspace{\mtcskipamount}}
14 \def\mtcskip{\parskip=\z@\addvspace{\mtcskipamount}}

```

Note that `\mtcskip` uses a local group to avoid the influence of `\parskip`.

```

\mtcgapbeforeheads We define the default values for the vertical gaps before and after titles part level mini-tables.
\mtcgapafterheads

15 \def\mtcgapbeforeheads{50\p@}
16 \def\mtcgapafterheads{40\p@}

\@ifundefined We define the vertical kernings between the minitables and their before the bottom rule. The
\kernafterparttoc names of these macros is rather explicit. The values are empirical and can be changed via
\kernafterpartlof \renewcommand.
\kernafterpartlot
\kernaftersecttoc 17 \ifundefined{part}{}{%
\kernaftersectlof 18 \def\kernafterparttoc{\kern-1.\baselineskip\kern.5ex}%
\kernaftersectlot 19 \def\kernafterpartlof{\kern-1.\baselineskip\kern.5ex}%
\kernafterminitoc 20 \def\kernafterpartlot{\kern-1.\baselineskip\kern.5ex}%
\kernafterminilof 21 }%
\kernafterminilot 22 \@ifundefined{chapter}{}%
23 \ifundefined{section}{}%
24 }%
25 \def\kernaftersecttoc{\kern-1.\baselineskip\kern.5ex}%
26 \def\kernaftersectlof{\kern-1.\baselineskip\kern.5ex}%
27 \def\kernaftersectlot{\kern-1.\baselineskip\kern.5ex}%
28 }%
29 }%
30 }%
31 \def\kernafterminitoc{\kern-.5\baselineskip\kern.5ex}%
32 \def\kernafterminilof{\kern-1.\baselineskip\kern0.ex}%
33 \def\kernafterminilot{\kern-1.\baselineskip\kern0.ex}%
34 }%

```

## 9.5 Tests and flags

We need to declare some flags<sup>2</sup> (via `\newif`) to detect the loading of some packages or classes and the availability of some commands (this will be used by the `hints` option (section 9.78 on page 382) or to allow the definition of some `minitoc` commands).

```

\if@mtc@hints@
\if@mtc@hints@w@
\if@mtc@hints@giben@

```

### 9.5.1 Flags for the `hints` option

But first, we define some flags for the `hints` option:

- The flag `\if@mtc@hints@` is true if the `hints` option is required (default).

<sup>2</sup> Not so many years ago, some authors had a preference for using counters rather than flags, because a flag costs 3 control sequences (`\iffoo`, `\foofalse` and `\footrue`), which use memory. But the number of count registers is limited to 256 in the native  $\text{T}_{\text{E}}\text{X}$  engine (much more with  $\varepsilon\text{-T}_{\text{E}}\text{X}$ , but still limited in number), while memory has become rather cheap today. And a code programmed with flags (`\iffoo ... \else ... \fi`) is easier to structure than a code programmed with counters,  $\text{и\!м\!н\!о}$ .

- The flag `\if@mtc@hints@w@` is set true if we detect that some sectionning commands have been altered since the loading of the document class.
- The flag `\if@mtc@hints@given@` is set true if the `hints` option detects something curious and writes messages in the `document.log` file. It will be used at the end of the document to signal that you should look for hints in the `document.log` file.

```

35 \newif\if@mtc@hints@ \@mtc@hints@true
36 \newif\if@mtc@hints@w@ \@mtc@hints@w@false
37 \newif\if@mtc@hints@given@ \@mtc@hints@given@false

```

## 9.5.2 Use of section-level mini-lists of floats

`\if@mtc@sect@floats@` We will check if the commands `\dosectlof` and `\dosectlot` are used:

```

\dosectlof
\dosectlot
38 \newif\if@mtc@sect@floats@ \@mtc@sect@floats@false

```

## 9.5.3 Presence of some packages and classes

`\if@mtc@placeinsLoaded@` We will check if the `placeins` package is loaded, then if the `memoir` is loaded (and if it is a recent version), then if the `sectsty` package is loaded (before or after `minitoc`). We do the same for some caption-related packages and the `varsects` package and others package altering the sectionning commands.

```

\if@mtc@memoirLoaded@
\if@mtc@memoirnew@
\if@mtc@sectstyLoaded@
\if@mtc@sectstyLoaded@a@
\if@mtc@captionLoaded@
\if@mtc@captionLoaded@a@
\if@mtc@captionIILoaded@
\if@mtc@captionIILoaded@a@
\if@mtc@ccaptionLoaded@
\if@mtc@ccaptionLoaded@a@
\if@mtc@mcaptionLoaded@
\if@mtc@mcaptionLoaded@a@
\if@mtc@varsectsLoaded@
\if@mtc@varsectsLoaded@a@
\if@mtc@fncychapLoaded@
\if@mtc@fncychapLoaded@a@
\if@mtc@hangcaptionLoaded@
\if@mtc@hangcaptionLoaded@a@
\if@mtc@quotchapLoaded@
\if@mtc@quotchapLoaded@a@
\if@mtc@romannumLoaded@
\if@mtc@romannumLoaded@a@
\if@mtc@sfheadersLoaded@
\if@mtc@sfheadersLoaded@a@
\if@mtc@alnumsecLoaded@
\if@mtc@alnumsecLoaded@a@
\if@mtc@captcontLoaded@
\if@mtc@captcontLoaded@a@

```

```

39 \newif\if@mtc@placeinsLoaded@ \@mtc@placeinsLoaded@false
40 \newif\if@mtc@memoirLoaded@ \@mtc@memoirLoaded@false
41 \newif\if@mtc@memoirnew@ \@mtc@memoirnew@false
42 \newif\if@mtc@sectstyLoaded@ \@mtc@sectstyLoaded@false
43 \newif\if@mtc@sectstyLoaded@a@ \@mtc@sectstyLoaded@a@false
44 \newif\if@mtc@captionLoaded@ \@mtc@captionLoaded@false
45 \newif\if@mtc@captionLoaded@a@ \@mtc@captionLoaded@a@false
46 \newif\if@mtc@captionIILoaded@ \@mtc@captionIILoaded@false
47 \newif\if@mtc@captionIILoaded@a@ \@mtc@captionIILoaded@a@false
48 \newif\if@mtc@ccaptionLoaded@ \@mtc@ccaptionLoaded@false
49 \newif\if@mtc@ccaptionLoaded@a@ \@mtc@ccaptionLoaded@a@false
50 \newif\if@mtc@mcaptionLoaded@ \@mtc@mcaptionLoaded@false
51 \newif\if@mtc@mcaptionLoaded@a@ \@mtc@mcaptionLoaded@a@false
52 \newif\if@mtc@varsectsLoaded@ \@mtc@varsectsLoaded@false
53 \newif\if@mtc@varsectsLoaded@a@ \@mtc@varsectsLoaded@a@false
54 \newif\if@mtc@fncychapLoaded@ \@mtc@fncychapLoaded@false
55 \newif\if@mtc@fncychapLoaded@a@ \@mtc@fncychapLoaded@a@false
56 \newif\if@mtc@hangcaptionLoaded@ \@mtc@hangcaptionLoaded@false
57 \newif\if@mtc@hangcaptionLoaded@a@ \@mtc@hangcaptionLoaded@a@false
58 \newif\if@mtc@quotchapLoaded@ \@mtc@quotchapLoaded@false
59 \newif\if@mtc@quotchapLoaded@a@ \@mtc@quotchapLoaded@a@false
60 \newif\if@mtc@romannumLoaded@ \@mtc@romannumLoaded@false
61 \newif\if@mtc@romannumLoaded@a@ \@mtc@romannumLoaded@a@false

```

```

62 \newif\if@mtc@sfheadersLoaded@ \@mtc@sfheadersLoaded@false
63 \newif\if@mtc@sfheadersLoaded@a@ \@mtc@sfheadersLoaded@a@false
64 \newif\if@mtc@alnumsecLoaded@ \@mtc@alnumsecLoaded@false
65 \newif\if@mtc@alnumsecLoaded@a@ \@mtc@alnumsecLoaded@a@false
66 \newif\if@mtc@captcontLoaded@ \@mtc@captcontLoaded@false
67 \newif\if@mtc@captcontLoaded@a@ \@mtc@captcontLoaded@a@false

```

\if@mtc@empty@parttoc@ We will check if you have attempted to insert some empty mini-tables:

```

\if@mtc@empty@partlof@
\if@mtc@empty@partlot@
\if@mtc@empty@minitoc@
\if@mtc@empty@minitoc@
\if@mtc@empty@minilof@
\if@mtc@empty@minilof@
\if@mtc@empty@sectlof@
\if@mtc@empty@sectlof@
\if@mtc@empty@sectlot@
\if@mtc@empty@sectlot@

```

```

68 \newif\if@mtc@empty@parttoc@ \@mtc@empty@parttoc@false
69 \newif\if@mtc@empty@partlof@ \@mtc@empty@partlof@false
70 \newif\if@mtc@empty@partlot@ \@mtc@empty@partlot@false
71 \newif\if@mtc@empty@minitoc@ \@mtc@empty@minitoc@false
72 \newif\if@mtc@empty@minilof@ \@mtc@empty@minilof@false
73 \newif\if@mtc@empty@minilof@ \@mtc@empty@minilof@false
74 \newif\if@mtc@empty@secttoc@ \@mtc@empty@secttoc@false
75 \newif\if@mtc@empty@sectlof@ \@mtc@empty@sectlof@false
76 \newif\if@mtc@empty@sectlot@ \@mtc@empty@sectlot@false

```

### 9.5.4 Presence or absence of some sectionning commands

We define and set flags about the presence of the sectionning commands (in fact, the counters associated with these commands).

\if@mtc@part@def@ The part counter:

```

77 \newif\if@mtc@part@def@ \@mtc@part@def@false
78 \ifundefined{part}{\@mtc@part@def@false}{\@mtc@part@def@true}

```

\if@mtc@chapter@def@ The chapter counter:

```

79 \newif\if@mtc@chapter@def@ \@mtc@chapter@def@false
80 \ifundefined{chapter}{\@mtc@chapter@def@false}{\@mtc@chapter@def@true}

```

\if@mtc@section@def@ The section counter:

```

81 \newif\if@mtc@section@def@ \@mtc@section@def@false
82 \ifundefined{section}{\@mtc@section@def@false}{\@mtc@section@def@true}

```

We define and set flags about the absence of the sectionning commands.

`\if@mtc@part@undef@` The part counter:

```
83 \newif\if@mtc@part@undef@ \@mtc@part@undef@true
84   \ifundefined{part}{\@mtc@part@undef@true}{\@mtc@part@undef@false}
```

`\if@mtc@chapter@undef@` The chapter counter:

```
85 \newif\if@mtc@chapter@undef@ \@mtc@chapter@undef@true
86   \ifundefined{chapter}{\@mtc@chapter@undef@true}{\@mtc@chapter@undef@false}
```

`\if@mtc@section@undef@` The section counter:

```
87 \newif\if@mtc@section@undef@ \@mtc@section@undef@true
88   \ifundefined{section}{\@mtc@section@undef@true}{\@mtc@section@undef@false}
```

### 9.5.5 Flags to check if some commands are used

We define a pair of flags for each mini-table type: one for the command itself and one for the preparation command (`\do...`). These flags will be used by the hints package option (section 9.78 on page 382).

`\if@parttoc@used@` For the part level:

```
\if@partlof@used@
\if@partlot@used@ 89 \newif\if@parttoc@used@ \global\@parttoc@used@false
\if@doparttoc@used@ 90 \newif\if@partlof@used@ \global\@partlof@used@false
\if@dopartlof@used@ 91 \newif\if@partlot@used@ \global\@partlot@used@false
\if@dopartlot@used@ 92 \newif\if@doparttoc@used@ \global\@doparttoc@used@false
93 \newif\if@dopartlof@used@ \global\@dopartlof@used@false
94 \newif\if@dopartlot@used@ \global\@dopartlot@used@false
```

`\if@minitoc@used@` For the chapter level:

```
\if@minilof@used@
\if@minilot@used@ 95 \newif\if@minitoc@used@ \global\@minitoc@used@false
\if@dominitoc@used@ 96 \newif\if@minilof@used@ \global\@minilof@used@false
\if@dominilof@used@ 97 \newif\if@minilot@used@ \global\@minilot@used@false
\if@dominilot@used@ 98 \newif\if@dominitoc@used@ \global\@dominitoc@used@false
99 \newif\if@dominilof@used@ \global\@dominilof@used@false
100 \newif\if@dominilot@used@ \global\@dominilot@used@false
```

```

\if@secttoc@used@ For the section level:
\if@sectlof@used@
\if@sectlot@used@ 101 \newif\if@secttoc@used@ \global\@secttoc@used@false
\if@dosecttoc@used@ 102 \newif\if@sectlof@used@ \global\@sectlof@used@false
\if@dosectlof@used@ 103 \newif\if@sectlot@used@ \global\@sectlot@used@false
\if@dosectlot@used@ 104 \newif\if@dosecttoc@used@ \global\@dosecttoc@used@false
105 \newif\if@dosectlof@used@ \global\@dosectlof@used@false
106 \newif\if@dosectlot@used@ \global\@dosectlot@used@false

```

```

\if@firstpartis@used@ We also detect the use of some obsolete commands:
\if@firstchapteris@used@
\if@firstsectionis@used@ 107 \newif\if@firstpartis@used@ \global\@firstpartis@used@false
108 \newif\if@firstchapteris@used@ \global\@firstchapteris@used@false
109 \newif\if@firstsectionis@used@ \global\@firstsectionis@used@false

```

### 9.5.6 Check if the document has exactly 2 parts

`\ifmtcsecondpart` In french, the ordinal adjective is “deuxième” if the second object is not the last object, but “second” (masculine) or “seconde” (feminine) when it is also the last one. So we define a specific flag:

```
110 \newif\ifmtcsecondpart \mtcsecondpartfalse
```

`\AtBeginDocument` At the beginning of the document, we test this flag and make it global:  
`\ifmtcsecondpart`

```

111 \AtBeginDocument{%
112   \ifmtcsecondpart
113     \global\mtcsecondparttrue
114   \else
115     \global\mtcsecondpartfalse
116   \fi}

```

`\AtEndDocument` At the end of the document, we set and memorize the value of the flag in the .aux file:  
`\ifmtcsecondpart`

```

\\@mainaux 117 \AtEndDocument{%
118 \ifnum\value{part}=2\relax
119   \mtcsecondparttrue
120 \else
121   \mtcsecondpartfalse
122 \fi
123 \if@filesw
124   \ifmtcsecondpart
125     \immediate\write\@mainaux
126       {\string\global\string\mtcsecondparttrue}%

```



```

127 \else
128 \immediate\write\@mainaux
129 {\string\global\string\mtcsecondpartfalse}%
130 \fi
131 \fi}

```

So we need two  $\text{\LaTeX}$  runs to get a correct result. The `french2.mld` language definition file (see section 13.60 on page 462) uses this trick to form the titles of part level mini-tables. See the `mtc-2nd.tex` example file in section 4.2 on page 88.

## 9.6 Preparation for the `notoccite` option

`\mtc@hook@beforeinputfile` We declare a flag for the presence of this option and the new internal “hook” command (redefinable command) `\mtc@hook@beforeinputfile`, used by this option (this has been requested by Donald ARSENEAU for his `notoccite` package [11]). See section 1.6 on page 48.

`\if@mtc@notoccite@`

```

132 \newif\if@mtc@notoccite@ \@mtc@notoccite@false
133 \ifundefined{mtc@hook@beforeinputfile}%
134 {\let\mtc@hook@beforeinputfile\relax}{}

```

## 9.7 Preparation for the `tight` and `k-tight` options

`\iftightmtc` We just declare a flag for each of these options; they are set false by default (loose and  
`\ifktightmtc` k-loose options):

```

135 \newif\iftightmtc \tightmtcfalse
136 \newif\ifktightmtc \ktightmtcfalse

```

## 9.8 Preparation to work with `hyperref`

`\AtBeginDocument` This code prepares the interface with the `hyperref` package [213]. A flag is defined, then this  
`\if@mtc@hyper@used@` preparation is performed in a `\AtBeginDocument` block if this package is loaded. This action  
`\@ifpackageloaded` defines some commands for the `hyperref` package.

```

137 \mtcPackageInfo[<I0005>]{minitoc}{compatible with hyperref\@gobble}
138 \newif\if@mtc@hyper@used@ \global\@mtc@hyper@used@false
139 \AtBeginDocument{%
140 \ifpackageloaded{hyperref}{%
141 \global\@mtc@hyper@used@true
142 \def\toclevel@xpart{1000}%

```

```

143 \def\toclevel@xchapter{1000}%
144 \def\toclevel@xsect{1000}%
145 \def\toclevel@xsection{1000}%
146 \let\toclevel@starpert\toclevel@part
147 \let\toclevel@starchapter\toclevel@chapter
148 \let\toclevel@starsection\toclevel@section
149 \let\toclevel@starsubsection\toclevel@subsection
150 \let\toclevel@starsubsubsection\toclevel@subsubsection
151 \let\toclevel@starparagraph\toclevel@paragraph
152 \let\toclevel@starsubparagraph\toclevel@subparagraph
153 }{}

```

## 9.9 Checking the presence of some packages

### 9.9.1 Check if the sectsty package is loaded, and when

```

\AtBeginDocument We must test if the sectsty package [182] is loaded before or after minitoc, so we test when
\if@mtc@sectstyLoaded@ minitoc is loaded and also in a \AtBeginDocument block, when all packages have been
\if@mtc@sectstyLoaded@a@ loaded. See section 9.78.2.6 on page 398.
\@ifpackageloaded

154 \@ifpackageloaded{sectsty}{\@mtc@sectstyLoaded@true}{}
155 \AtBeginDocument{\@ifpackageloaded{sectsty}{\@mtc@sectstyLoaded@a@true}{}

```

### 9.9.2 Check if the varsects package is loaded, and when

```

\@ifpackageloaded We must test if the varsects package [228] is loaded before or after minitoc, so we test
\AtBeginDocument when minitoc is loaded and also in a \AtBeginDocument block, when all packages have
\if@mtc@varsectsLoaded@ been loaded. See section 9.78.2.7 on page 399.
\if@mtc@varsectsLoaded@a@

156 \@ifpackageloaded{varsects}{\@mtc@varsectsLoaded@true}{}
157 \AtBeginDocument{\@ifpackageloaded{varsects}{\@mtc@varsectsLoaded@a@true}{}

```

### 9.9.3 Check if the fncychap package is loaded, and when

```

\@ifpackageloaded We must test if the fncychap package [170] is loaded before or after minitoc, so we test
\AtBeginDocument when minitoc is loaded and also in a \AtBeginDocument block, when all packages have
\if@mtc@fncychapLoaded@ been loaded. See section 9.78.2.8 on page 399.
\if@mtc@fncychapLoaded@a@

158 \@ifpackageloaded{fncychap}{\@mtc@fncychapLoaded@true}{}
159 \AtBeginDocument{\@ifpackageloaded{fncychap}{\@mtc@fncychapLoaded@a@true}{}

```

### 9.9.4 Check if the hangcaption package is loaded, and when

```

\@ifpackageloaded We must test if the hangcaption package [138] is loaded before or after minitoc, so we
\AtBeginDocument test when minitoc is loaded and also in a \AtBeginDocument block, when all packages
\if@mtc@hangcaptionLoaded@ have been loaded. See section 9.78.2.9 on page 399.
\if@mtc@hangcaptionLoaded@a@

160 \@ifpackageloaded{hangcaption}{\@mtc@hangcaptionLoaded@true}{}
161 \AtBeginDocument{\@ifpackageloaded{hangcaption}{\@mtc@hangcaptionLoaded@a@true}{} }

```

### 9.9.5 Check if the quotchap package is loaded, and when

```

\@ifpackageloaded We must test if the quotchap package [232] is loaded before or after minitoc, so we test
\AtBeginDocument when minitoc is loaded and also in a \AtBeginDocument block, when all packages have
\if@mtc@quotchapLoaded@ been loaded. See section 9.78.2.10 on page 400.
\if@mtc@quotchapLoaded@a@

162 \@ifpackageloaded{quotchap}{\@mtc@quotchapLoaded@true}{}
163 \AtBeginDocument{\@ifpackageloaded{quotchap}{\@mtc@quotchapLoaded@a@true}{} }

```

### 9.9.6 Check if the romannum package is loaded, and when

```

\@ifpackageloaded We must test if the romannum package [259] is loaded before or after minitoc, so we test
\AtBeginDocument when minitoc is loaded and also in a \AtBeginDocument block, when all packages have
\if@mtc@romannumLoaded@ been loaded. See section 9.78.2.11 on page 400.
\if@mtc@romannumLoaded@a@

164 \@ifpackageloaded{romannum}{\@mtc@romannumLoaded@true}{}
165 \AtBeginDocument{\@ifpackageloaded{romannum}{\@mtc@romannumLoaded@a@true}{} }

```

### 9.9.7 Check if the sfheaders package is loaded, and when

```

\@ifpackageloaded We must test if the sfheaders package [172] is loaded before or after minitoc, so we
\AtBeginDocument test when minitoc is loaded and also in a \AtBeginDocument block, when all packages
\if@mtc@sfheadersLoaded@ have been loaded. See section 9.78.2.12 on page 400.
\if@mtc@sfheadersLoaded@a@

166 \@ifpackageloaded{sfheaders}{\@mtc@sfheadersLoaded@true}{}
167 \AtBeginDocument{\@ifpackageloaded{sfheaders}{\@mtc@sfheadersLoaded@a@true}{} }

```

### 9.9.8 Check if the alnumsec package is loaded, and when

```

\@ifpackageloaded We must test if the alnumsec package [152] is loaded before or after minitoc, so we test
\AtBeginDocument when minitoc is loaded and also in a \AtBeginDocument block, when all packages have
\if@mtc@alnumsecLoaded@ been loaded. See section 9.78.2.13 on page 401.
\if@mtc@alnumsecLoaded@a@

168 \@ifpackageloaded{alnumsec}{\@mtc@alnumsecLoaded@true}{}
169 \AtBeginDocument{\@ifpackageloaded{alnumsec}{\@mtc@alnumsecLoaded@a@true}{}

```

### 9.9.9 Check if the captcont package is loaded, and when

```

\@ifpackageloaded We must test if the captcont package [95] is loaded before or after minitoc, so we test
\AtBeginDocument when minitoc is loaded and also in a \AtBeginDocument block, when all packages have
\if@mtc@captcontLoaded@ been loaded. See section 9.78.2.14 on page 401.
\if@mtc@captcontLoaded@a@

170 \@ifpackageloaded{captcont}{\@mtc@captcontLoaded@true}{}
171 \AtBeginDocument{\@ifpackageloaded{captcont}{\@mtc@captcontLoaded@a@true}{}

```

### 9.9.10 Check if the caption package is loaded, and when

```

\@ifpackageloaded We must test if the caption package [223] is loaded before or after minitoc, so we test when
\AtBeginDocument minitoc is loaded and also in a \AtBeginDocument block, when all packages have been
\if@mtc@captionLoaded@ loaded. See section 9.78.2.15 on page 401.
\if@mtc@captionLoaded@a@

172 \@ifpackageloaded{caption}{\@mtc@captionLoaded@true}{}
173 \AtBeginDocument{\@ifpackageloaded{caption}{\@mtc@captionLoaded@a@true}{}

```

### 9.9.11 Check if the caption2 package is loaded, and when

```

\@ifpackageloaded We must test if the caption2 package [222] is loaded before or after minitoc, so we test
\AtBeginDocument when minitoc is loaded and also in a \AtBeginDocument block, when all packages have
\if@mtc@captionIILoaded@ been loaded. See section 9.78.2.16 on page 402.
\if@mtc@captionIILoaded@a@

174 \@ifpackageloaded{caption2}{\@mtc@captionIILoaded@true}{}
175 \AtBeginDocument{\@ifpackageloaded{caption2}{\@mtc@captionIILoaded@a@true}{}

```

### 9.9.12 Check if the ccaption package is loaded, and when

```

\@ifpackageloaded We must test if the ccaption package [255] is loaded before or after minitoc, so we test
\AtBeginDocument when minitoc is loaded and also in a \AtBeginDocument block, when all packages have
\if@mtc@ccaptionLoaded@ been loaded. See section 9.78.2.17 on page 402.
\if@mtc@ccaptionLoaded@a@

176 \@ifpackageloaded{ccaption}{\@mtc@ccaptionLoaded@true}{}
177 \AtBeginDocument{\@ifpackageloaded{ccaption}{\@mtc@ccaptionLoaded@a@true}{}

```

### 9.9.13 Check if the mcaption package is loaded, and when

```

\@ifpackageloaded We must test if the mcaption package [131] is loaded before or after minitoc, so we test
\AtBeginDocument when minitoc is loaded and also in a \AtBeginDocument block, when all packages have
\if@mtc@mcaptionLoaded@ been loaded. See section 9.78.2.18 on page 402.
\if@mtc@mcaptionLoaded@a@

178 \@ifpackageloaded{mcaption}{\@mtc@mcaptionLoaded@true}{}
179 \AtBeginDocument{\@ifpackageloaded{mcaption}{\@mtc@mcaptionLoaded@a@true}{}

```

## 9.10 Is the memoir class loaded?

```

\@ifclassloaded We test if the memoir [257, 258] class is loaded. This class needs some compatibility adjust-
\if@mtc@memoirLoaded@ ments or may be incompatible if too recent. In the later case, a patch is inserted (see chap-
\if@mtc@memoirnew@ ter 12 on page 428). This correction is no more necessary after the 2005/09/25 version of
\if@mtcpatchmemoir@ memoir.cls.

```

```

180 \newif\if@mtcpatchmemoir@ \@mtcpatchmemoir@false
181 \@ifclassloaded{memoir}{\@mtc@memoirLoaded@true\relax%
182     \mtcPackageInfo[<I0030>]{minitoc}%
183     {the memoir class is loaded:
184     \MessageBreak
185     compatibility attempted\@gobble}}%
186     {\@mtc@memoirLoaded@false}
187 \if@mtc@memoirLoaded@
188 \@ifundefined{@m@chapter}%
189     {\@mtc@memoirnew@false\mtcPackageInfo[<I0020>]{minitoc}%
190     {old version of the memoir class\@gobble}}
191     {\@mtc@memoirnew@true\mtcPackageInfo[<I0027>]{minitoc}%
192     {recent version of the memoir class\@gobble}
193     \mtcPackageInfo[<I0032>]{minitoc}%
194     {This version of the memoir class uses
195     \MessageBreak
196     a version of \string\chapter\space which is
197     \MessageBreak
198     incompatible with the minitoc package.

```

```

199          \MessageBreak
200          We try to patch\@gobble}%
201    \@mtcpatchmemoir@true}
202 \fi

```

\if@mtcpatchmemoir@ And now the patch:

```

203 \if@mtcpatchmemoir@
204 \IfFileExists{mtcpatchmem.sty}{%
205   \@ifclasslater{memoir}{2005/09/25}{{}\RequirePackage{mtcpatchmem}}}{%
206   \mtcPackageError[<E0028>]{minitoc}%
207     {Unable to patch the memoir class}%
208     {So it remains incompatible. Sorry.}}
209 \fi

```

## 9.11 Testing the emptiness of a file

\mtc@ifmtarg Some macros for testing if an argument of a macro is empty (taken from the package  
\mtc@xifmtarg ifmtarg [260], by Peter R. WILSON and Donald ARSENEAU, and from while.tip, by  
\mtc@EndWhile Stephan P. von BECHTOLSHEIM [246]). The group is necessary to keep local the catcode  
\mtc@WhilePreCondition change of “Q”, hence a \gdef is needed for \mtc@ifmtarg.  
\mtc@WhileCondition  
\mtc@WhileBody  
\mtc@While 210 \begingroup  
\mtc@While 211 \catcode'\Q=3  
\mtc@WhileNext 212 \long\gdef\mtc@ifmtarg#1{%  
213 \mtc@xifmtarg#1QQ\@secondoftwo\@firstoftwo\@nil}  
214 \long\gdef\mtc@xifmtarg#1#2Q#3#4#5\@nil{#4}  
215 \endgroup  
216 \let\mtc@EndWhile = \fi  
217 \def\mtc@While #1#2#3\mtc@EndWhile{%  
218 \def\mtc@WhilePreCondition{#1}%  
219 \def\mtc@WhileCondition{#2}%  
220 \def\mtc@WhileBody{#3}%  
221 \mtc@@While  
222 }  
223 \def\mtc@@While{%  
224 \mtc@WhilePreCondition  
225 \mtc@WhileCondition  
226 \def\mtc@WhileNext{%  
227 \mtc@WhileBody  
228 \mtc@@While  
229 }%  
230 \else  
231 \def\mtc@WhileNext{}%  
232 \fi  
233 \mtc@WhileNext  
234 }

```

\if@mtc@checkfiles Some macros to test if a file is empty or not: \mtc@CkFile{file} returns \@mtc@FEtrue
\if@mtc@FE if the file is empty, \@mtc@FEfalse if the is file not empty. An inexistent file is empty.
\if@mtc@LI A file full of white space (space, tabulation, newline) is empty. Comments are empty.
\mtc@While
\mtc@Body Note: on a big empty file, the \mtc@While loop may be time consuming, but not an
\mtc@endWhile eternity (33 s for 106 lines on my computer), and the first non-empty line stops the loop.
\mtc@CkFile \jobname.mtc is used as scratch file. It is erased after use.
\mtc@CkStr
\mtc@Rline 235 \newif\if@mtc@LI\@mtc@LItrue
\tf@mtc 236 \newif\if@mtc@FE\@mtc@FEtrue
\@inputcheck 237 \newif\if@mtc@checkfiles\@mtc@checkfilestrue
238 \def\mtc@Body{\immediate\read\@inputcheck to
239 \mtc@Rline\relax
240 \ifeof\@inputcheck\relax\@mtc@LIfalse\fi
241 \expandafter\ifx\mtc@Rline\par\relax
242 \def\mtc@Rline{}
243 \else
244 \ifeof\@inputcheck\relax\global\@mtc@LIfalse\fi
245 \mtc@ifmtarg{\mtc@Rline}{\relax}%
246 {\@mtc@FEfalse\@mtc@LIfalse}
247 \fi
248 }
249 \def\mtc@CkFile#1{%
250 \@mtc@LItrue\@mtc@FEtrue
251 \if@mtc@checkfiles
252 \IfFileExists{#1}{%
253 \immediate\openin\@inputcheck #1\relax
254 \mtc@While{}{\if@mtc@LI\relax}%
255 {\mtc@Body}%
256 \mtc@endWhile}%
257 {\@mtc@FEtrue}%
258 \else
259 \@mtc@FEfalse%
260 \fi}
261 \closein\@inputcheck\relax
262 \def\mtc@CkStr#1{%
263 \immediate\openout\tf@mtc \jobname.mtc
264 \immediate\write\tf@mtc{#1}%
265 \immediate\closeout\tf@mtc
266 \mtc@CkFile{\jobname.mtc}%
267 \immediate\openout\tf@mtc \jobname.mtc
268 \immediate\closeout\tf@mtc}

```

## 9.12 Internal macros to decrement mini toc counters

```

\mtc@onebackpart It is sometimes necessary to decrement a minitoc counter (ptc, mtc or stc) by one. These
\mtc@onebackchapter macros are:
\mtc@onebacksection
\addtocounter 269 \def\mtc@onebackpart{\addtocounter{ptc}{-1}}

```

```

270 \def\mtc@onebackchap{\addtocounter{mtc}{-1}}
271 \def\mtc@onebacksect{\addtocounter{stc}{-1}}

```

## 9.13 Patching the \part command

`\part` If the `\part` command is not defined (by the document class, usually), we cannot patch it and a warning is displayed<sup>3</sup>. Else, we patch its two branches, `\@part` (for the unstarred version) `\mtc@svspart` or `\mtc@svpart` (for the starred version, `\part*`): we add `\stepcounter{ptc}` to increment the `\@spart` parttoc counter ptc. See also section 9.51 on page 310.

`\@part` The code of the next section (section 9.14) is also skipped if `\part` is not defined.

```

272 \@ifundefined{part}{%
273   \mtcPackageWarningNoLine[<W0018>]{minitoc}%
274   {part level macros NOT available}
275 }{%% else undefined part (\part defined)
276   \mtcPackageInfo[<I0023>]{minitoc}%
277   {part level macros available\@gobble}
278   \let\mtc@svspart\@spart
279   \def\@spart{\stepcounter{ptc}\mtc@svspart}
280   \let\mtc@svpart\@part
281   \def\@part{\stepcounter{ptc}\mtc@svpart}

```

## 9.14 Adding an entry in the TOC for a starred part

`\mtcaddpart` To add an entry in the TOC for a starred part, we need the `\mtcaddpart` macro, which has an optional argument, the title of the part as it should appear in the TOC.

`\mtc@ifmtarg` By default, this argument is empty. If it is empty (tested via `\mtc@ifmtarg`) or omitted, we add a `\contentsline{xpart}{}{}...` line in the .toc file. If it is not empty, we add a `\contentsline{part}{title...}...` line in the .toc file. We always add a `\contentsline{xpart}{}{}...` line in the .lof and .lot files. Then we increment the ptc counter, via `\adjustptc` (defined in section 9.45 on page 297). Using `xpart` as first argument of `\contentsline` means that `\l@xpart` will be invoked in place of `\l@part` to print the entry in the TOC, but `\l@xpart` uses a huge depth (10 000) for this entry, hence it will never be really printed (except if you cheat).

```

282 \newcommand{\mtcaddpart}[1][{}]{%
283   \mtc@ifmtarg{#1}{\addcontentsline{toc}{xpart}{}{}}%
284   {\addcontentsline{toc}{part}{#1}{}}%
285   \addcontentsline{lof}{xpart}{}{}%
286   \addcontentsline{lot}{xpart}{}{}%

```

<sup>3</sup> Document classes with sectioning commands but no `\part` command are likely non standard, hence the warning displayed on the terminal.



```
287 \adjustptc}
```

This code terminates (temporarily) the part level commands.

```
288 }%
```

## 9.15 Section level macros

`\chapter` The section level macros are defined if `\chapter` is not defined and `\section` defined, i.e., in document classes like `article`, but not in document classes like `book` or `report`. So we test if `\chapter` is defined and if `\section` is defined, with adequate warnings. If neither are defined, you are in big trouble to use the `minitoc` package with the class of your document.

```
289 \@ifundefined{chapter}{\mtcPackageInfo[<I0004>]{minitoc}%
290     {chapter level macros NOT available\@gobble}%
291 \@ifundefined{section}{\mtcPackageInfo[<I0029>]{minitoc}%
292     {section level macros NOT available\@gobble}%
293 \mtcPackageWarningNoLine[<W0017>]{minitoc}%
294     {no section or chapter level macros available
295     \MessageBreak
296     PLEASE VERIFY YOUR MAIN DOCUMENT CLASS}}%
297 {\mtcPackageInfo[<I0028>]{minitoc}%
298     {section level macros available\@gobble}%
```

## 9.16 Corrections for numbering

`\mtc@onebacksect` As the TOC, the LOF and the LOT are considered as (starred) sections, we must decrement the secttoc counter (stc) via `\mtc@onebacksect` when the corresponding commands are executed. Hence we patch these commands.

```
\tableofcontents
\listoffigures
\listoftables
\mtcsv@tableofcontents 299 \let\mtcsv@tableofcontents\tableofcontents
\mtcsv@listoffigures    300 \let\mtcsv@listoffigures\listoffigures
\mtcsv@listoftables     301 \let\mtcsv@listoftables\listoftables
                        302 \def\tableofcontents{\mtcsv@tableofcontents\mtc@onebacksect}
                        303 \def\listoffigures{\mtcsv@listoffigures\mtc@onebacksect}
                        304 \def\listoftables{\mtcsv@listoftables\mtc@onebacksect}
```

## 9.17 Patching the `\section` command

`\mtc@svsection` If the `\section` command is not defined (by the document class, usually), we cannot patch it and a warning is displayed. Else, we patch its two branches, `\@sect` (for the unstarred version)

```
\mtc@svss
\@sect
\@sect
\section
\stepcounter
```

or `\@ssect` (for the starred version, `\section*`): we add `\stepcounter{stc}` to increment the `secttoc` counter `stc`, only in the unstarred case (the version #25 has removed a spurious decrementation of this counter).

```

305 \let\mtc@svsection\section
306 \def\section{\stepcounter{stc}\mtc@svsection}
307 \let\mtc@svss\@ssect

```

## 9.18 Adding an entry in the TOC for a starred section

`\mtcaddsection` To add an entry in the TOC for a starred section, we need the `\mtcaddsection` macro, which has an optional argument, the title of the section as it should appear in the TOC. `\mtc@ifmtarg` By default, this argument is empty. If it is empty (tested via `\mtc@ifmtarg`) or omitted, `\contentsline` we add a `\contentsline{xsect}{}{}...` line in the `.toc` file. If it is not empty, we add a `\contentsline{section}{title}{}...` line in the `.toc` file. We always add a `\l@xsect` `\contentsline{xsect}{}{}...` line in the `.lof` and `.lot` files. Then we increment the `\l@section` `stc` counter, via `\adjuststc` (this command is defined in section 9.54 on page 322). Using `xsect` as first argument of `\contentsline` means that `\l@xsect` will be invoked in place of `\l@section` to print the entry in the TOC, but `\l@xsect` uses a huge depth (10000) for this entry, hence it will never be really printed (except if you cheat).

```

308 \newcommand{\mtcaddsection}[1][]{%
309   \mtc@ifmtarg{#1}{\addcontentsline{toc}{xsect}{}{}%
310     {\addcontentsline{toc}{section}{#1}}}%
311   \addcontentsline{lof}{xsect}{}{}%
312   \addcontentsline{lot}{xsect}{}{}%
313   \adjuststc}

```

This code terminates (temporarily) the section level commands, and we continue with chapter level macros.

```

314 }}%
315 {%

```

## 9.19 Chapter level macros

`\chapter` The chapter level macros are defined if `\chapter` is defined, i.e., in document classes like `book` or `report`. So we test if `\chapter` is defined, with adequate warnings. The test is already done above, we are in the “else” branch of `\@ifundefined{chapter}`.

```

316 \mtcPackageInfo[<I0003>]{minitoc}{chapter level macros available\@gobble}

```

## 9.20 Patching the `\chapter` command

`\chapter` The `\chapter` command is defined (by the document class, usually). We patch its two branches, `\@chapter` (for the unstarred version) or `\@schapter` (for the starred version, `\chapter*`): we add call to `\stepcounter{mtc}` to increment the minitoc counter `mtc`. `\mtc@svchapter` Only the unstarred branch (`\@chapter`) is patched here. The other branch is patched later (section 9.36 on page 281). `\stepcounter`

```
317 \let\mtc@svchapter\@chapter
318 \def\@chapter{\stepcounter{mtc}\mtc@svchapter}
```

## 9.21 Adding an entry in the TOC for a starred chapter

`\mtcaddchapter` To add an entry in the TOC for a starred chapter, we need the `\mtcaddchapter` macro, which has an optional argument, the title of the chapter as it should appear in the TOC. `\mtc@ifmtarg` By default, this argument is empty. If it is empty (tested via `\mtc@ifmtarg`) or omitted, `\contentsline` we add a `\contentsline{xchapter}{...}` line in the `.toc` file. If it is not empty, we add a `\contentsline{chapter}{title...}` line in the `.toc` file. We always add a `\l@xchapter` `\contentsline{xchapter}{...}` line in the `.lof` and `.lot` files. Then we increment the `mtc` counter, via `\adjustmtc` (defined in section 9.31 on page 268). Using `xchapter` as first argument of `\contentsline` means that `\l@xchapter` will be invoked in place of `\l@chapter` to print the entry in the TOC, but `\l@xchapter` uses a huge depth (10000) for this entry, hence it will never be really printed (except if you cheat). `\l@chapter`

```
319 \newcommand{\mtcaddchapter}[1][ ]{%
320   \mtc@ifmtarg{#1}{\addcontentsline{toc}{xchapter}{}}%
321   {\addcontentsline{toc}{chapter}{#1}}%
322   \addcontentsline{lof}{xchapter}{}%
323   \addcontentsline{lot}{xchapter}{}%
324   \adjustmtc}
```

This code terminates (temporarily) the chapter level commands, i.e., terminates the `\@ifundefined{chapter}` at the beginning of section 9.15 on page 257.

```
325 }%
```

## 9.22 Miscellaneous declarations

`\newread` The `\newread` command must be redeclared as being `\outer` (as Donald ARSENEAU told me). `\mtc@toks` We need a token register (`\mtc@toks`), a temporary string (`\mtc@string`), struts (two kinds, each one using a box containing an invisible vertical rule), a rule with all dimensions equal to zero (`\mtc@zrule`) and a command discouraging page breaks (`\mtc@BBR`, for “bad break”). `\mtc@string` `\mtc@strut` `\mtc@strutbox` `\mtc@hstrut` `\mtc@hstrutbox` `\mtc@v` `\mtc@zrule` `\mtc@BBR`

Table 9.1: Hack to detect the limitation to short extensions

Phase (time runs from left to right):		1	2	3
OS with long extensions	<code>\jobname.mtc1</code>	TRUE	TRUE	*
	<code>\jobname.mtc</code>		FALSE	
OS with short extensions	<code>\jobname.mtc(1)</code>	TRUE	FALSE	*

For the struts, which are boxes containing an invisible vertical rule, we use “ex” units, to follow the current font.

```

326 \def\newread{\alloc@6\read\chardef\sixt@@n}
327 \newtoks\mtc@toks
328 \def\mtc@string{\relax}
329 \newbox\mtc@strutbox
330 \setbox\mtc@strutbox=\hbox{\rule[1.8ex]{\z@}{2.5ex}}
331 \def\mtc@strut{\relax\ifmmode\copy\mtc@strutbox
332             \else\unhcopy\mtc@strutbox\fi}
333 \newbox\mtc@hstrutbox
334 \setbox\mtc@hstrutbox=\hbox{\rule[1.ex]{\z@}{1.ex}}
335 \def\mtc@hstrut{\relax\ifmmode\copy\mtc@hstrutbox
336             \else\unhcopy\mtc@hstrutbox\fi}
337 \def\mtc@v{\leavevmode\mtc@strut}
338 \def\mtc@zrule{\rule[\z@]{\z@}{\z@}}
339 \def\mtc@BBR{\unpenalty\nopagebreak[4]}

```

## 9.23 Autoconfiguration of extensions

`\tf@mtc` This code is a hack to determine if the operating system is able or unable to use long extensions (> 3 characters) in file names. We define a file descriptor (`\tf@mtc`) to write files<sup>4</sup>. This code is verbose if long extensions cannot be used, else the messages are only written in the `document.log` file. The sequencing of these operations is vital. The table 9.1 shows this sequence. A star (\*) denotes which file is read in phase 3.

<sup>4</sup> It is the *only* new file descriptor created by the `minitoc` package. All files written by `minitoc` use this descriptor, or one of the standard descriptors, e.g., for the `document.log` file. In fact, `minitoc` writes also in the `.toc`, `.lof` and `.lot` files, but via file descriptors already used by standard commands like `\tableofcontents`, `\listoffigures` and `\listoftables`. We can conclude that `minitoc` itself uses only one file descriptor (or write stream). Some other attempts to make per chapter TOCs have failed by quickly leading to exhaustion of file descriptors (TeX offers only 16 file descriptors for writing), because they called the standard internal `\starttoc` macro, which invokes `\newwrite`, for each mini-table. As `minitoc` writes into only one file at a time (and in the `document.log` file, and in the standard contents files, of course), we can reuse the same file descriptor and avoid this serious problem (which was present in the original version of the package). The `minitoc` package writes in the contents files when it encounters a major sectionning command (`\part`, `\chapter`, or `\section`), if necessary. It writes into the mini-table auxiliary files only via the mini-table preparing commands (`\doparttoc`, ..., `\dosectlot`), once at a time. You do not need a new hammer for each nail.

```

\if@longextensions@ (0) First, a message and a new flag:
  \tf@mtc
  \openout
  \write
\closeout
  \input
  \jobname
    340 \mtcPackageInfo[<I0002>]{minitoc}%
    341 {Autoconfiguration of extensions\@gobble}
    342 \newif\if@longextensions@\@longextensions@false

    (1) We write “\@longextensions@true” in \jobname.mtc1. But if the OS has short
        extensions, the real name of the file will be truncated to \jobname.mtc.

    343 \immediate\openout\tf@mtc \jobname.mtc1
    344 \immediate\write\tf@mtc{\string\@longextensions@true}
    345 \immediate\closeout\tf@mtc

    (2) We write “\@longextensions@false” in \jobname.mtc.

    346 \immediate\openout\tf@mtc \jobname.mtc
    347 \immediate\write\tf@mtc{\string\@longextensions@false}
    348 \immediate\closeout\tf@mtc

    (3) We read \jobname.mtc1. But if the OS has short extensions, the real name of the file will
        be truncated to \jobname.mtc.

    349 \input{\jobname.mtc1}

    (4) Hence, the flag is true if we read really from \jobname.mtc1, but false if we read from
        \jobname.mtc. The text and the severity of the messages are different.

    350 \if@longextensions@
    351 \mtcPackageInfo[<I0012>]{minitoc}%
    352 {Long extensions (Unix-like) will be used\@gobble}
    353 \mtcPackageInfo[<I0031>]{minitoc}%
    354 {==> this version is configured for UNIX-like
    355 \MessageBreak
    356 \space\space\space\space(long extensions) file names\@gobble}%
    357 \else
    358 \mtcPackageWarningNoLine[<W0019>]{minitoc}%
    359 {Short extensions (MSDOS-like) will be used
    360 \MessageBreak
    361 ==> this version is configured for MSDOS-like
    362 \MessageBreak
    363 \space\space\space\space(8+3) file names}
    364 \fi

    (5) We erase the contents of the two files (because \jobname.mtc is also used later as
        a scratch file, see section 9.11 on page 254).

    365 \immediate\openout\tf@mtc \jobname.mtc
    366 \immediate\closeout\tf@mtc
    367 \immediate\openout\tf@mtc \jobname.mtc1
    368 \immediate\closeout\tf@mtc

```

## 9.24 Detecting obsolete versions of L<sup>A</sup>T<sub>E</sub>X

\@inputcheck This code detects old versions of the L<sup>A</sup>T<sub>E</sub>X kernel that are no more supported and with which  
 \reset@font the minitoc package can hardly work. The trick is to detect the absence of some internal



L<sup>A</sup>T<sub>E</sub>X commands, `\@inputcheck` and `\reset@font`. If you get one of these messages, your are in bad luck and should *urgently* update your L<sup>A</sup>T<sub>E</sub>X installation, which is rusting since... many years!

```

369 \@ifundefined{@inputcheck}%
370   {\mtcPackageWarningNoLine[<W0021>]{minitoc}%
371     {Your version of latex.tex is obsolete.
372       \MessageBreak
373       Trying to continue..}\newread\@inputcheck\relax}{}}
374 \@ifundefined{reset@font}%
375   {\mtcPackageWarningNoLine[<W0022>]{minitoc}%
376     {Your version of latex.tex is very obsolete.
377       \MessageBreak
378       Trying to continue... crossing fingers}%
379   \let\reset@font\relax}{}}

```

## 9.25 A macro to make a TOC entry without leaders nor page numbers

`\@undottedtocline` The (internal) macro `\@undottedtocline` is a modified version of the standard command `\@dottedtocline`. It will be used in customization macros.

```

\undottedmtcfalse
380 \newif\ifundottedmtc\undottedmtcfalse
381 \def\@undottedtocline#1#2#3#4#5{%
382   \ifnum #1>\c@tocdepth\relax \else
383     \vskip \z@ plus.2\p@
384     {\leftskip #2\relax \rightskip \@tocrmarg \parfillskip -\rightskip
385       \parindent #2\relax\@afterindenttrue
386       \interlinepenalty\@M
387       \leavevmode
388       \@tempdima #3\relax \advance\leftskip \@tempdima \hbox{}}%
389     \hskip -\leftskip
390     #4\nobreak\hfill \nobreak
391     \null\par}%
392   \fi}

```

## 9.26 Default values for the page-number customizations

`\if@mtc@memoirLoaded@` This section defines some customization macros for the presence or absence of page numbers in the mini-tables. But if the memoir class [257, 258] is loaded, it does the job. So, we test first `\if@mtc@memoirLoaded@` to use the commands of memoir when they are available.

```
393 \if@mtc@memoirLoaded@
```

```

\mtcpagenumbers  For entries in minitocs:
\nomtcpagenumbers

394 \def\mtcpagenumbers{%
395   \cftpagenumberon{section}
396   \cftpagenumberon{subsection}
397   \cftpagenumberon{subsubsection}
398   \cftpagenumberon{paragraph}
399   \cftpagenumberon{subparagraph}}
400 \def\nomtcpagenumbers{%
401   \cftpagenumbersoff{section}
402   \cftpagenumbersoff{subsection}
403   \cftpagenumbersoff{subsubsection}
404   \cftpagenumbersoff{paragraph}
405   \cftpagenumbersoff{subparagraph}}

```

```

\stcpagenumbers  For entries in secttocs:
\nostcpagenumbers

406 \def\stcpagenumbers{%
407   \cftpagenumberon{subsection}
408   \cftpagenumberon{subsubsection}
409   \cftpagenumberon{paragraph}
410   \cftpagenumberon{subparagraph}}
411 \def\nostcpagenumbers{%
412   \cftpagenumbersoff{subsection}
413   \cftpagenumbersoff{subsubsection}
414   \cftpagenumbersoff{paragraph}
415   \cftpagenumbersoff{subparagraph}}

```

```

\ptcpagenumbers  For entries in parttocs:
\noptcpagenumbers

416 \def\ptcpagenumbers{%
417   \cftpagenumberon{chapter}
418   \cftpagenumberon{section}
419   \cftpagenumberon{subsection}
420   \cftpagenumberon{subsubsection}
421   \cftpagenumberon{paragraph}
422   \cftpagenumberon{subparagraph}}
423 \def\noptcpagenumbers{%
424   \cftpagenumbersoff{chapter}
425   \cftpagenumbersoff{section}
426   \cftpagenumbersoff{subsection}
427   \cftpagenumbersoff{subsubsection}
428   \cftpagenumbersoff{paragraph}
429   \cftpagenumbersoff{subparagraph}}

```

```

\mlfpagenumbers For entries in minilofs, sectlofs, and partlofs:
\nomlfpagenumbers
\slfpagenumbers 430 \def\mlfpagenumbers{\cftpagenumberon{figure}}
\noslfpagenumbers 431 \def\nomlfpagenumbers{\cftpagenumbersoff{figure}}
\plfpagenumbers 432 \def\slfpagenumbers{\cftpagenumberon{figure}}
\noplfpagenumbers 433 \def\noslfpagenumbers{\cftpagenumbersoff{figure}}
434 \def\plfpagenumbers{\cftpagenumberon{figure}}
435 \def\noplfpagenumbers{\cftpagenumbersoff{figure}}

```

```

\mltpagenumbers For entries in minilots, sectlots, and partlots:
\nomltpagenumbers
\sltpagenumbers 436 \def\mltpagenumbers{\cftpagenumberon{table}}
\nosltpagenumbers 437 \def\nomltpagenumbers{\cftpagenumbersoff{table}}
\pltpagenumbers 438 \def\sltpagenumbers{\cftpagenumberon{table}}
\nopltpagenumbers 439 \def\nosltpagenumbers{\cftpagenumbersoff{table}}
440 \def\pltpagenumbers{\cftpagenumberon{table}}
441 \def\nopltpagenumbers{\cftpagenumbersoff{table}}

```

Else, minitoc will use its own commands.

```
442 \else
```

```

\mtcpagenumbers First, for minitocs, secttocs and parttocs:
\nomtcpagenumbers
\mlfpagenumbers 443 \def\mtcpagenumbers{\let\mtc@pgno\relax}
\nomlfpagenumbers 444 \def\nomtcpagenumbers{\let\mtc@pgno\relax}
\mltpagenumbers 445 \def\stcpagenumbers{\let\stc@pgno\relax}
\nomltpagenumbers 446 \def\nostcpagenumbers{\let\stc@pgno\relax}
447 \def\ptcpagenumbers{\let\ptc@pgno\relax}
448 \def\noptcpagenumbers{\let\ptc@pgno\relax}

```

```

\mlfpagenumbers Then, for minilofs, sectlofs and partlofs:
\nomlfpagenumbers
\mlfpagenumbers 449 \def\mlfpagenumbers{\let\mlf@pgno\relax}
\nomlfpagenumbers 450 \def\nomlfpagenumbers{\let\mlf@pgno\relax}
\mltpagenumbers 451 \def\slfpagenumbers{\let\slf@pgno\relax}
\nomltpagenumbers 452 \def\noslfpagenumbers{\let\slf@pgno\relax}
453 \def\plfpagenumbers{\let\plf@pgno\relax}
454 \def\noplfpagenumbers{\let\plf@pgno\relax}

```

```

\mltpagenumbers Then, for minilots, sectlots and partlots:
\nomltpagenumbers
\mltpagenumbers 455 \def\mltpagenumbers{\let\mlt@pgno\relax}
\nomltpagenumbers 456 \def\nomltpagenumbers{\let\mlt@pgno\relax}
\mltpagenumbers 457 \def\sltpagenumbers{\let\slt@pgno\relax}
\nomltpagenumbers

```



```

458 \def\nosltpagenumbers{\let\slt@pgno\relax}
459 \def\pltpagenumbers{\let\plt@pgno\relax}
460 \def\nopltpagenumbers{\let\plt@pgno\relax}
461 \fi

```

```

\ptcpagenumbers Then the default values are set; page numbers are present:
\plfpagenumbers
\pltpagenumbers 462 \ptcpagenumbers
\mtcpagenumbers 463 \plfpagenumbers
\mlfpagenumbers 464 \pltpagenumbers
\mltpagenumbers 465 \mtcpagenumbers
\stcpagenumbers 466 \mlfpagenumbers
\slfpagenumbers 467 \mltpagenumbers
\sltpagenumbers 468 \stcpagenumbers
                  469 \slfpagenumbers
                  470 \sltpagenumbers

```

## 9.27 “Features” for the mini-tables

Each kind of mini-table has three “features”: a “before” feature, an “after” feature and a “thispagestyle” feature.

A “before” feature is defined by a macro like `\beforeparttoc` which contains code to be executed before any mini-table of a given type: `\beforeparttoc` is executed before each `parttoc`. Usually such features contains only trivial commands like `\clear[double]page`, or `\empty`.

An “after” feature is analog but its code is executed after each mini-table of a given type.

A “thispagestyle” feature is defined by a macro like `\thispageparttocstyle` which contains code to define the page style implied by mini-tables of a given type: the command `\thispageparttocstyle` can be defined as `\thispagestyle{...}`. Usually, the “thispagestyle” feature is only defined for part-level mini-tables, which use page breaks in their before and after features. For chapter- and section-level mini-tables, the “thispagestyle” feature is usually defined as `\empty`.

We set the default values for the part-level features depending on the presence of the `\chapter` command, as article-like documents are different from the book- or report-like documents for the layout of part-level mini-tables.

```

\chapter If \chapter is not defined, the part level mini-tables have no “before” feature (by default):
\beforeparttoc
\beforepartlof 471 \@ifundefined{chapter}{%
\beforepartlot 472 \let\beforeparttoc\empty
                  473 \let\beforepartlof\empty
                  474 \let\beforepartlot\empty}%

```

`\cleardoublepage` But if `\chapter` is defined, they have a `\cleardoublepage` as default “before” feature:

```
475 {\let\beforeparttoc\cleardoublepage
476 \let\beforepartlof\cleardoublepage
477 \let\beforepartlot\cleardoublepage}
```

`\beforeinitoc` Chapter level mini-tables have no “before” feature (by default):

```
\beforeminilof
\beforeminilot 478 \let\beforeinitoc\empty
479 \let\beforeminilof\empty
480 \let\beforeminilot\empty
```

`\beforesecttoc` Section level mini-tables have no “before” feature (by default):

```
\beforesectlof
\beforesectlot 481 \let\beforesecttoc\empty
482 \let\beforesectlof\empty
483 \let\beforesectlot\empty
```

`\chapter` If `\chapter` is not defined, the part level mini-tables have no “after” feature (by default):

```
\afterparttoc
\afterpartlof 484 \@ifundefined{chapter}{%
\afterpartlot 485 \let\afterparttoc\empty
486 \let\afterpartlof\empty
487 \let\afterpartlot\empty}%
```

`\cleardoublepage` But if `\chapter` is defined, they have a `\cleardoublepage` as default “after” feature:

```
488 {\let\afterparttoc\cleardoublepage
489 \let\afterpartlof\cleardoublepage
490 \let\afterpartlot\cleardoublepage}
```

`\afterinitoc` Chapter level mini-tables have no “after” feature (by default):

```
\afterminilof
\afterminilot 491 \let\afterinitoc\empty
492 \let\afterminilof\empty
493 \let\afterminilot\empty
```

`\aftersecttoc` Section level mini-tables have no “after” feature (by default):

```
\aftersectlof
\aftersectlot 494 \let\aftersecttoc\empty
495 \let\aftersectlof\empty
496 \let\aftersectlot\empty
```

`\thispagestyle` By default, all the “thispagestyle” features (at part level) use the empty page style. It affects only the first page of the mini-table. If `\chapter` is not defined, there is no default “thispagestyle” features at the part level.

`\thispageparttocstyle`

`\thispagepartlofsty`

`\thispagepartlotstyle`

`\thispageminitocstyle` 497 `\@ifundefined{chapter}{%`

`\thispageminilofstyle` 498 `\def\thispageparttocstyle{\empty}`

`\thispageminilotstyle` 499 `\def\thispagepartlofsty{\empty}`

`\thispagesecttocstyle` 500 `\def\thispagepartlotstyle{\empty}}%`

`\thispagesectlofsty` 501 `{\def\thispageparttocstyle{\thispagestyle{empty}}`

`\thispagesectlotstyle` 502 `\def\thispagepartlofsty{\thispagestyle{empty}}`

503 `\def\thispagepartlotstyle{\thispagestyle{empty}}}`

504 `\def\thispageminitocstyle{\empty}`

505 `\def\thispageminilofstyle{\empty}`

506 `\def\thispageminilotstyle{\empty}`

507 `\def\thispagesecttocstyle{\empty}`

508 `\def\thispagesectlofsty{\empty}`

509 `\def\thispagesectlotstyle{\empty}`

`\mtcsetfeature` In section 9.66.8 on page 363, we will define the `\mtcsetfeature` macro which is much easier user interface to set the mini-tables “features”.

## 9.28 Fake tables of contents

`\faketableofcontents` If you don’t want a table of contents, but want minitocs, you need to create the .toc file, without inserting it into your document. This `\faketableofcontents` command is a stripped off version of the standard command `\tableofcontents`. We define in the same way the analog commands `\fakelistoffigures` and `\fakelistoftables`, using in fact just a stripped version `\fake@starttoc` of `\@starttoc`. But it is nice to reset to zero the ptc, mtc, and stc counters now, if they are defined<sup>5</sup>.

`\fakelistoffigures`

`\fakelistoftables`

`\fake@starttoc`

```
510 \def\faketableofcontents{\fake@starttoc{toc}%
511   \@ifundefined{c@ptc}{\setcounter{ptc}{0}}%
512   \@ifundefined{c@mtc}{\setcounter{mtc}{0}}%
513   \@ifundefined{c@stc}{\setcounter{stc}{0}}%
514   }
515 \def\fakelistoffigures{\fake@starttoc{lof}}
516 \def\fakelistoftables{\fake@starttoc{lot}}
517 \def\fake@starttoc#1{\begingroup
518   \makeatletter
519   \if@filesw \expandafter\newwrite\csname tf@#1\endcsname
520     \immediate\openout \csname tf@#1\endcsname
521     \jobname.#1\relax
522   \fi
523   \global\@nobreakfalse \endgroup}
```

This code uses the same file descriptors (for writing) than the original commands.

<sup>5</sup> Remember the infamous “stc0” bug.

## 9.29 Depth counters for minilofs and minilots

`\AtBeginDocument` If the counters `lofdepth` and `lotdepth` are defined, we create the necessary new counters: `\c@lofdepth` `minilofdepth` and `minilofdepth`. These counters are initialized to 2. This is done after the loading of the packages, in an `\AtBeginDocument` block:

```
524 \AtBeginDocument{%
525   \ifundefined{c@lofdepth}{}%
526     {\newcounter{minilofdepth}\setcounter{minilofdepth}{2}}%
527   \ifundefined{c@lotdepth}{}%
528     {\newcounter{minilotdepth}\setcounter{minilotdepth}{2}}%
529 }
```

## 9.30 Chapter level commands

From here, we define the chapter-level commands.

`\mtc@markboth` First, we memorize the marks (not used today, but...):  
`\@mkboth`

```
530 \global\let\mtc@markboth\markboth
531 \global\let\@mkboth\markboth
```

## 9.31 Starred parts, chapters or sections

`\addst@rred` We define commands to manage the starred sectionning commands: `\part*`, `\chapter*` and  
`\addcontentsline` `\section*`. The section-level is different depending if `\chapter` is defined or not. Eventu-  
`\stepcounter` ally, a counter is incremented. A contents line is added in the `.toc` file, with the right depth to  
`\c@ptc` print it (see `\l@star...` later, in section 9.64 on page 344).

```
\c@mtc
\c@stc
532 \def\addst@rred#1#2{%
533   \addcontentsline{toc}{star#1}{#2}%
534   \ifundefined{c@ptc}{}%
535     \expandafter\ifx\csname #1\endcsname\part\relax
536       \stepcounter{ptc}%
537     \fi
538   }%
539   \ifundefined{c@mtc}{}%
540     \expandafter\ifx\csname #1\endcsname\chapter\relax
541       \stepcounter{mtc}%
542     \fi
543   }%
544   \ifundefined{c@stc}{}%
545     \expandafter\ifx\csname #1\endcsname\section\relax
```

```

546 %%      \@ifundefined{chapter}{\stepcounter{stc}}{}%
547      \stepcounter{stc}%
548      \fi
549 }%
550}%

```

`\addstarredsection` If `\chapter` is not defined, we just define `\addstarredsection`:

```

\chapter
\addst@rred 551 \@ifundefined{chapter}{%
552 \gdef\addstarredsection#1{\addst@rred{section}{#1}}
553}%

```

Else we begin to define the stuff for chapter-level commands (the “else” branch of `\@ifundefined{chapter}`):

```

554 {%

```

```

\The@mtc We define now: the internal format of the mtc counter (\The@mtc), the obsolete command
\firstchapteris \firstchapteris (it just emits a harmless warning), the mtc counter (initialized to 0), the
\if@firstchapteris@used@ \adjustmtc command (increments the mtc counter, by 1 by default), the \decrementmtc
\adjustmtc command (decrements the mtc counter by 1), the \incrementmtc command (increments the
\decrementmtc mtc counter by 1), the format of the mtc counter (\themtc), the counter minitocdepth,
\incrementmtc initialized to 2, for the depth of a minitoc (analog to the standard tocdepth counter).
\themtc
\columnwidth
\mtc@rule We define the horizontal rules to draw before and after minitocs (\mtc@rule), and we copy
\mlf@rule that definition into analog macros for other kinds of mini-tables. We also set the default value
\mlt@rule (24pt) of \mtcindent, the indentation for minitocs (both sides). The rules are 0.4pt thick.
\plf@rule They are defined via \hrule to stay in vertical mode for the final \kern.
\plt@rule
\slf@rule 555 \def\The@mtc{\arabic{mtc}}
\slt@rule 556 \def\firstchapteris#1%
\mtcindent 557 {\mtcPackageWarning[<W0003>]{minitoc}%
558 {\string\firstchapteris \space is an obsolete
559 \MessageBreak
560 command}%
561 \@firstchapteris@used@true}
562 \newcounter{mtc}
563 \setcounter{mtc}{0}
564 \newcommand{\adjustmtc}[1][1]{\addtocounter{mtc}{#1}}
565 \def\decrementmtc{\addtocounter{mtc}{-1}}
566 \def\incrementmtc{\addtocounter{mtc}{+1}}
567 \gdef\themtc{\arabic{mtc}}
568 \newcounter{minitocdepth}
569 \setcounter{minitocdepth}{2}
570 \def\mtc@rule{\kern-3\p@ \hrule \@width\columnwidth \kern2.6\p@}
571 \let\mlf@rule\mtc@rule
572 \let\mlt@rule\mtc@rule

```

```

573 \let\plf@rule\mtc@rule
574 \let\plt@rule\mtc@rule
575 \let\slf@rule\mtc@rule
576 \let\slt@rule\mtc@rule
577 \mtcindent=24\p@

```

### 9.32 Font commands for the mini-tables

`\mtcfont` We define these commands with full NFSS [165] descriptions. These definitions are effective if `\chapter` is defined. The fonts for titles are also defined here. See also the `\mtcsetfont` macro (section 9.66.2 on page 347) and the `\mtcsetttitlefont` macro later (section 9.66.3 on page 351).

```

\mtcSSfont
\mtcSSSfont
\mtcPfont
\mtcSPfont 578 \def\mtcfont{\small\rmfamily\upshape\mdseries}
\mlffont 579 \def\mtcSfont{\small\rmfamily\upshape\bfseries}
\mlfSfont 580 \let\mtcSSfont\mtcfont
\mltfont 581 \let\mtcSSSfont\mtcfont
\mltSfont 582 \let\mtcPfont\mtcfont
\mtifont 583 \let\mtcSPfont\mtcfont
584 \let\mlffont\mtcfont
585 \let\mlfSfont\mtcfont
586 \let\mltfont\mtcfont
587 \let\mltSfont\mtcfont
588 \def\mtifont{\large\rmfamily\upshape\bfseries}

```

`\coffeeont` And `\coffeeont` is used for “coffee breaks ☕” in the minutes package [169].

```

589 \def\coffeeont{\small\rmfamily\slshape\mdseries}

```

### 9.33 Internal commands to position the mini-table titles

`\df@mtitc` The commands `\miniXXX` and `\dominiXXX` accept an optional argument to left justify, center, right justify or omit the title of the chapter-level mini-tables. By default, these titles are left justified. The choice made in a `\dominiXXX` command is global and memorized in `\df@mtitc`, `\df@mtilf` or `\df@mtilt`; the choice made in a `\miniXXX` command is local and stored in `\do@mtitc`, `\do@mtilf` or `\do@mtilt`. See the `\minitoc@` macro later (section 9.35.1 on page 272). An empty title needs a vertical correction (Frank MITTELBACH).

```

\c@mti   Centering, flushleft, flushright or empty titles:
\l@mti
\r@mti   590 \def\c@mti#1{\null\hfill #1\hfill\null}
\l@mti   591 \def\l@mti#1{\null #1\hfill\null}
\r@mti   592 \def\r@mti#1{\null\hfill #1\null}
\c@mti   593 \def\c@mti#1{\vspace{-\baselineskip}}
\l@mti   594 \def\l@mti#1{\vspace{-\baselineskip}}

\l@mti   Default: titles on left:
\do@mtitc
\df@mtitc 595 \let\do@mtitc\l@mti
\do@mtilf 596 \let\df@mtitc\l@mti
\df@mtilf 597 \let\do@mtilf\l@mti
\do@mtilt 598 \let\df@mtilf\l@mti
\df@mtilt 599 \let\do@mtilt\l@mti
          600 \let\df@mtilt\l@mti

```

### 9.34 The mtc@verse environment

```

mtc@verse Each minitoc is placed inside a mtc@verse environment. This environment is analog to
\iftightmtc the standard verse environment and hence defined via two commands: \mtc@verse and
\ifktightmtc \endmtc@verse. As it is a list environment, we first define (in a local way) \, then
\list call \list{} and set some dimensions like \itemsep, \itemindent, \listparindent,
\topsep. \parsep is set to zero if the tight option is active (to reduce the spacing of the
\itemsep lines). \parskip is set to zero if the k-tight option is active (to reduce the spacing of the
\itemindent lines). Both margins are set to \mtcindent. \endmtc@verse terminates the list and
\listparindent discourages a page break.
\topsep
\parsep 601 \def\mtc@verse{\let\=\@centercr
\mtcindent 602 \list{}{\itemsep\z@
603 \itemindent \z@
604 \listparindent \itemindent
605 \partopsep\z@
606 \iftightmtc \parsep\z@ \fi
607 \ifktightmtc \parskip\z@ \fi
608 \topsep=1ex
609 \leftmargin\mtcindent
610 \rightmargin\leftmargin}\item[]}
611 \def\endmtc@verse{\nopagebreak[4]\endlist}

```

### 9.35 The \minitoc, \minilof, and \minilot commands

These three commands are very similar, with only cosmetic differences.

### 9.35.1 The `\minitoc` command

`\minitoc`    The `\minitoc` command must be used after `\chapter` if you need a minitoc (no automatic minitoc).

`\dominitoc`    This command accepts an optional argument, whose default value has eventually been set earlier by a `\dominitoc` command. The letter “d” represents this default value. `\dominitoc` has itself an optional argument which sets the default value of the optional argument of `\minitoc`. The default value of the optional argument of the `\dominitoc` command is “1”. It seems tortuous, but it is simple to use: we have a default behaviour (1) which can be altered globally via the optional argument of `\dominitoc`, or locally via the optional argument of `\minitoc`.

`\minitoc`    So we define `\minitoc` with an optional argument and its (current) default value, and call `\minitoc@` the true code in the `\minitoc@` macro (which has one delimited argument); we use the `\@ifnextchar` trick to detect a left bracket for the optional argument:

```
612 \def\minitoc{\@ifnextchar[{\minitoc@}{\minitoc@d}}
```

The real code of `\minitoc` is in `\minitoc@`, which has a mandatory argument (delimited by brackets) specifying the position of the title.

`\if@minitoc@used@`    First, we set the global flag `\@minitoc@used@true` to note that `\minitoc` has been called (this will be used by a hint later, section 9.78.2.2 on page 391).

```
613 \def\minitoc@[#1]{%
614 \global\@minitoc@used@true
```

`\@tocfile`    The name of the file containing the minitoc is constructed from `\jobname` and a suffix `\@tocfile`, which is mtc (long extensions) or M (short extensions) followed by the absolute number of the minitoc.

```
615 \if@longextensions@
616 \def\@tocfile{mtc\The@mtc}%
617 \else
618 \def\@tocfile{M\The@mtc}%
619 \fi
```

`\mtc@CkFile`    Then we test (via `\mtc@CkFile`) the emptiness of this file. A warning is given if the file is empty and a flag is set (a hint will signal that an empty minitoc has been requested).

```
\if@mtc@FE
\if@mtc@empty@minitoc@
620        \mtc@CkFile{\jobname.\@tocfile}
621        \if@mtc@FE
```



```

622     \mtcPackageInfo[<I0006>]{minitoc}%
623         {\jobname.\@tocfile\space is empty}
624     \@mtc@empty@minitoc@true
625     \else

```

`\thispageminotocstyle` We call `\thispageminotocstyle` to set the page style (by default, this does nothing because, by default, there is no page break before a minitoc). The marks are not treated, because usually there is no new page for a minitoc.

```

626     \thispageminotocstyle
627 %%     \mtc@markboth{\MakeUppercase{\mtctitle}}{\MakeUppercase{\mtctitle}}%

```

`\beforeminotoc` We call `\beforeminotoc`, then begin a `samepage` environment (to try to discourage page breaks in a minitoc) and look at the position of the title. If the title is empty, the layout is corrected. We print the title with its font (`\mtifont`), then the top rule of the minitoc (if rules are present), using a `tabular` environment (to inhibit a page break between the title and the top rule). The font is set to `\mtcfont`.

```

\l@mti 628     \beforeminotoc
\r@mti 629     \relax\begin{samepage}%
\df@mtic 630     \if #1e\let\do@mtitc\e@mti
\mtc@CkStr 631     \else\if #1n\let\do@mtitc\n@mti
\mtctitle 632     \else\if #1c\let\do@mtitc\c@mti
\if@mtc@FE 633     \else\if #1l\let\do@mtitc\l@mti
\mtcfont 634     \else\if #1r\let\do@mtitc\r@mti
\mtifont 635     \else\if #1d\let\do@mtitc\df@mtitc
\mtc@rule 636     \fi\fi\fi\fi\fi\fi
\columnwidth 637     \mtc@CkStr{\mtctitle}\if@mtc@FE \let\do@mtitc\e@mti\relax\fi
tabular 638     \raggedright
639     \parskip=\z@%
640     \reset@font\mtcfont%
641     \parindent=\z@%
642     \nolinebreak[4]%
643     \kern-0.8\baselineskip\nolinebreak[4]%
644     \par\noindent %
645     \ifx\mtc@rule\relax
646     \begin{tabular}{@{}p{\columnwidth}@{}}
647     \reset@font\mtifont\do@mtitc{\mtc@v\mtctitle}\\
648     \end{tabular}%
649     \else
650     \begin{tabular}{@{}p{\columnwidth}@{}}
651     \reset@font\mtifont\do@mtitc{\mtc@v\mtctitle}\\ \hline
652     \end{tabular}%
653     \fi

```

`\mtc@zrule` We forbid a page break after the title and the top rule, then set some layout parameters and  
`\mtc@BBR` begin an `mtc@verse` environment:

```
\mtcindent
mtc@verse 654      \nopagebreak[4]\null\leavevmode\mtc@zrule\\\mtc@BBR
655      \leftmargin\mtcindent
656      \rightmargin\mtcindent
657      \itemindent=\z@\labelwidth=\z@%
658      \labelsep=\z@\listparindent=\z@%
659      \begin{mtc@verse}%
```

`\c@tocdepth` We force the effective depth of the mini-table (`\c@tocdepth`) to the required depth  
`\c@minitocdepth` (`\c@minitocdepth`), so the printing is done inside the `mtc@verse` environment, where  
`\` `tocdepth` has been forced to `minitocdepth`, to print only the entries whose level is low  
`\mtc@BBR` enough. then inhibit a page break. The blank line is necessary to avoid a parasite negative  
indentation.

```
660      \c@tocdepth=\c@minitocdepth
661      \leavevmode\\\mtc@BBR\vskip -.5\baselineskip
```

`\mtc@pgno` We test the presence of leaders and page numbers, then print the minitoc by inputting the  
`\@dottedtocline` minitoc file. But before reading the minitoc file, we must call the hook macro (asked for by  
`\@undottedtocline` Donald ARSENEAU for his `notoccite` package [1]) `\mtc@hook@beforeinputfile` and the  
`\mtc@hook@beforeinputfile` macro `\mtc@setform` which adjusts some layout parameters (defined by the user via some  
`\mtc@setform` `\mtcsetformat` commands). We work in a group to keep local some macro redefinitions.

```
\mtcsetformat
\mtc@strut 662 \begin{group}
663   \makeatletter
664   \@ifundefined{mtc@pgno}%
665   {\let\@dottedtocline\@undottedtocline}{}
666   \@filesfalse\mtc@hook@beforeinputfile
667   \mtc@setform%
668   \@input{\jobname.\@tocfile}
669   \vspace{-1ex} \vspace{-.5\baselineskip}
670   \leavevmode\mtc@strut
671   \global\@nbreakfalse\end{group}
```

`mtc@verse` We close the `mtc@verse` environment, add the bottomrule (while preventing a page break),  
`\mtc@bottom@rule` then close the `samepage` environment, and call `\afterminitoc`. The blank line (`\`) is  
`\` essential.

```
samepage
\afterminitoc 672      \end{mtc@verse}%
673      \kernafterminitoc
674      \nopagebreak[4]\mtc@bottom@rule\null\leavevmode\\%
675      \vskip-1.0\baselineskip\mtc@zrule
676      \end{samepage}%
677      \par\pagebreak[1]\vspace*{-1ex}\afterminitoc\fi}
```

```

\mtc@bottom@rule And we define the bottom rule for a minitoc, with some space under the minitoc:
\mtc@rule
\columnwidth 678 \def\mtc@bottom@rule{%
679 \ifx\mtc@rule\relax\relax\else
680 \vskip -2.5ex
681 \rule[2.4\p@]{\columnwidth}{.4\p@}\vspace*{2.6\p@}\fi}

```

### 9.35.2 The `\minilof` command

`\minilof` The `\minilof` command is very similar to the `\minitoc` command.

`\minilof` The `\minilof` command must be used after `\chapter` if you need a minilof (no automatic  
`\chapter` minilof).

`\dominilof` This command accepts an optional argument, whose default value has eventually been set ear-  
`\minilof` lier by a `\dominilof` command. The letter “d” represents this default value. `\dominilof` has  
itself an optional argument which sets the default value of the optional argument of `\minilof`.  
The default value of the optional argument of the `\dominilof` command is “1”. It seems tor-  
tuous, but it is simple to use: we have a default behaviour (1) which can be altered globally via  
the optional argument of `\dominilof`, or locally via the optional argument of `\minilof`.

`\minilof` So we define `\minilof` with an optional argument and its (current) default value, and call  
`\minilof@` the true code in the `\minilof@` macro (which has one delimited argument); we use the  
`\@ifnextchar` `\@ifnextchar` trick to detect a left bracket for the optional argument:

```
682 \def\minilof{\@ifnextchar[\minilof@]{\minilof@d}}
```

The real code of `\minilof` is in `\minilof@`, which has a mandatory argument (delimited by  
brackets) specifying the position of the title.

`\if@minilof@used@` First, we set the global flag `\@minilof@used@true` to note that `\minilof` has been called  
(this will be used by a hint later, section 9.78.2.2 on page 391).

```
683 \def\minilof@[#1]{%
684 \global\@minilof@used@true
```

`\@tocfile` The name of the file containing the minilof is constructed from `\jobname` and a suffix  
`\if@longextensions@` `\@tocfile`, which is `mlf` (long extensions) or `F` (short extensions) followed by the absolute  
number of the minilof.

```

685 \if@longextensions%
686 \def\tocfile{mlf\The@mtc}%
687 \else
688 \def\tocfile{F\The@mtc}%
689 \fi

```

\mtc@CkFile Then we test (via \mtc@CkFile) the emptiness of this file. A warning is given if the file is empty and a flag is set (a hint will signal that an empty minilof has been requested).

\if@mtc@FE

\if@mtc@empty@minilof@

```

690 \mtc@CkFile{\jobname.\@tocfile}
691 \if@mtc@FE
692 \mtcPackageInfo[<I0006>]{minitoc}%
693 {\jobname.\@tocfile\space is empty}
694 \@mtc@empty@minilof@true
695 \else

```

\thispageminilofstyle We call \thispageminilofstyle to set the page style (by default, this does nothing because, by default, there is no page break before a minilof). The marks are not treated, because usually there is no new page for a minilof.

```

696 \thispageminilofstyle
697 % \mtc@markboth{\MakeUppercase{\mlftitle}}{\MakeUppercase{\mlftitle}}%

```

\beforeminilof We call \beforeminilof, then begin a samepage environment (to try to discourage page breaks in a minilof) and look at the position of the title. If the title is empty, the layout is corrected. We print the title with its font (\mtifont), then the top rule of the minilof (if rules are present), using a tabular environment (to inhibit a page break between the title and the top rule). The font is set to \mlffont.

```

\do@mtitc
\@mti
\@mti
\c@mti
\l@mti
\l@mti
\l@mti
\df@mtic
\mtc@CkStr
\mtctitle
\if@mtc@FE
\mlffont
\mtifont
\mlf@rule
\columnwidth
tabular
698 \beforeminilof
699 \relax\begin{samepage}%
700 \if #1e\let\do@mtilf\@mti
701 \else\if #1n\let\do@mtilf\@nmti
702 \else\if #1c\let\do@mtilf\@cmti
703 \else\if #1l\let\do@mtilf\@lmti
704 \else\if #1r\let\do@mtilf\@rmti
705 \else\if #1d\let\do@mtilf\@dfmtilf
706 \fi\fi\fi\fi\fi\fi
707 \mtc@CkStr{\mlftitle}\if@mtc@FE \let\do@mtilf\@mti\relax\fi
708 \raggedright
709 \parskip=\z@
710 \reset@font\mlffont
711 \parindent=\z@
712 \nopagebreak[4]%
713 \kern-0.8\baselineskip\nopagebreak[4]%
714 \par\noindent
715 \ifx\mlf@rule\relax
716 \begin{tabular}{@{}p{\columnwidth}@{}}

```

```

717      \reset@font\mtifont\do@mtilf{\mtc@v\mlftitle}\\
718      \end{tabular}%
719      \else
720      \begin{tabular}{@{}p{\columnwidth}@{}}
721      \reset@font\mtifont\do@mtilf{\mtc@v\mlftitle}\\ \hline
722      \end{tabular}%
723      \fi

```

\mtc@zrule We forbid a page break after the title and the top rule, then set some layout parameters and begin an mtc@verse environment:

```

\mtc@zrule
\mtc@BBR
\mtcindent
mtc@verse
724      \nopagebreak[4]\null\leavevmode\mtc@zrule\\ \mtc@BBR
725      \leftmargin\mtcindent
726      \rightmargin\mtcindent
727      \itemindent=\z@\labelwidth=\z@%
728      \labelsep=\z@\listparindent=\z@%
729      \begin{mtc@verse}%

```

\c@lofdepth We force the effective depth of the mini-table (\c@tocdepth) to the required depth (\c@minilofdepth), so the printing is done inside the mtc@verse environment, where tocdepth has been forced to minilofdepth, to print only the entries whose level is low enough. then inhibit a page break. The blank line is necessary to avoid a parasite negative indentation.

```

730      \@ifundefined{c@lofdepth}%
731      {}%
732      {\c@lofdepth=\c@minilofdepth
733      \ifnum\c@lofdepth<1\relax\c@lofdepth=1\fi}
734      \leavevmode\\ \mtc@BBR\vskip -.5\baselineskip

```

\mtc@pgno We test the presence of leaders and page numbers, then print the minilof by inputting the minilof file. But before reading the minilof file, we must call the hook macro (asked for by Donald ARSENEAU for his notoccite package [11]) \mtc@hook@beforeinputfile and the macro \mlf@setform which adjusts some layout parameters (defined by the user via some \mtcsetformat commands). We work in a group to keep local some macro redefinitions.

```

\mtc@pgno
\@dottedtocline
\@undottedtocline
\mtc@hook@beforeinputfile
\mlf@setform
\mtcsetformat
\mtc@strut
735 \begin{group}
736   \makeatletter
737   \@ifundefined{mlf@pgno}%
738   {\let\@dottedtocline\@undottedtocline}{}
739   \@filesfalse\mtc@hook@beforeinputfile
740   \mlf@setform
741   \@input{\jobname.\@tocfile}
742   \vspace{-1ex} \vspace{-.5\baselineskip}
743   \leavevmode\mtc@strut
744   \global\@nbreakfalse\endgroup

```

```

mtc@verse We close the mtc@verse environment, add the bottomrule (while preventing a page break),
\mtc@bottom@rule then close the samepage environment, and call \afterminilof. The blank line (\\) is
\\ essential.
samepage
\afterminilof 745 \end{mtc@verse}%
746 \kernafterminilof
747 \nopagebreak[4]\mlf@rule\null\leavevmode\\%
748 \vskip-1.0\baselineskip\mtc@zrule\end{samepage}%
749 \par\pagebreak[1]\vspace*{-1ex}\afterminilof\fi}%

```

### 9.35.3 The \minilot command

`\minilot` The `\minilot` command is absolutely similar to the `\minilof` command:

`\minilot` The `\minilot` command must be used after `\chapter` if you need a minilot (no automatic  
`\chapter` minilot).

`\dominilot` This command accepts an optional argument, whose default value has eventually been set ear-  
`\minilot` lier by a `\dominilot` command. The letter “d” represents this default value. `\dominilot` has  
itself an optional argument which sets the default value of the optional argument of `\minilot`.  
The default value of the optional argument of the `\dominilot` command is “1”. It seems tor-  
tuous, but it is simple to use: we have a default behaviour (1) which can be altered globally via  
the optional argument of `\dominilot`, or locally via the optional argument of `\minilot`.

`\minilot` So we define `\minilot` with an optional argument and its (current) default value, and call  
`\minilot@` the true code in the `\minilot@` macro (which has one delimited argument); we use the  
`\ifnextchar` `\ifnextchar` trick to detect a left bracket for the optional argument:

```
750 \def\minilot{\ifnextchar[{\minilot@}{\minilot@d}}
```

The real code of `\minilot` is in `\minilot@`, which has a mandatory argument (delimited by  
brackets) specifying the position of the title.

`\if@minilot@used@` First, we set the global flag `\@minilot@used@true` to note that `\minilot` has been called  
(this will be used by a hint later, section 9.78.2.2 on page 391).

```

751 \def\minilot@[#1]{%
752 \global\@minilot@used@true

```

`\@tocfile` The name of the file containing the minilot is constructed from `\jobname` and a suffix  
`\if@longextensions@` `\@tocfile`, which is `mlt` (long extensions) or `T` (short extensions) followed by the absolute  
number of the minilot.

```
753 \if@longextensions@%
754 \def\@tocfile{mlt\The@mtc}%
755 \else
756 \def\@tocfile{T\The@mtc}%
757 \fi
```

`\mtc@CkFile` Then we test (via `\mtc@CkFile`) the emptiness of this file. A warning is given if the file is  
`\if@mtc@FE` empty and a flag is set (a hint will signal that an empty minilot has been requested).  
`\if@mtc@empty@minilot@`

```
758 \mtc@CkFile{\jobname.\@tocfile}
759 \if@mtc@FE
760 \mtcPackageInfo[<I0006>]{minitoc}%
761 {\jobname.\@tocfile\space is empty}
762 \@mtc@empty@minilot@true
763 \else
```

`\thispageminilotstyle` We call `\thispageminilotstyle` to set the page style (by default, this does nothing because,  
by default, there is no page break before a minilot). The marks are not treated, because usually  
there is no new page for a minilot.

```
764 \thispageminilotstyle
765 %% \mtc@markboth{\MakeUppercase{\mlttitle}}{\MakeUppercase{\mlttitle}}%
```

`\beforeminilot` We call `\beforeminilot`, then begin a `samepage` environment (to try to discourage page  
`samepage` breaks in a minilot) and look at the position of the title. If the title is empty, the layout is  
`\do@mtitc` corrected. We print the title with its font (`\mtifont`), then the top rule of the minilot (if rules  
`\e@mti` are present), using a tabular environment (to inhibit a page break between the title and the  
`\n@mti` top rule). The font is set to `\mltfont`.

```
\c@mti
\l@mti 766 \beforeminilot
\r@mti 767 \relax\begin{samepage}%
\df@mtic 768 \if #1e\let\do@mtilt\e@mti
\mtc@CkStr 769 \else\if #1n\let\do@mtilt\n@mti
\mtctitle 770 \else\if #1c\let\do@mtilt\c@mti
\if@mtc@FE 771 \else\if #1l\let\do@mtilt\l@mti
\mltfont 772 \else\if #1r\let\do@mtilt\r@mti
\mtifont 773 \else\if #1d\let\do@mtilt\df@mtilt
\mlt@rule 774 \fi\fi\fi\fi\fi\fi
\columnwidth 775 \mtc@CkStr{\mlttitle}\if@mtc@FE \let\do@mtilt\e@mti\relax\fi
776 \raggedright
777 \parskip=\z@%
778 \reset@font\mltfont%
779 \parindent=\z@%
```

```

780      \nopagebreak[4]%
781      \kern-0.8\baselineskip\nopagebreak[4]%
782      \par\noindent
783      \ifx\mlt@rule\relax
784      \begin{tabular}{@{}p{\columnwidth}@{}}
785      \reset@font\mtifont\do@mtilt{\mtc@v\mltttitle}\\
786      \end{tabular}%
787      \else
788      \begin{tabular}{@{}p{\columnwidth}@{}}
789      \reset@font\mtifont\do@mtilt{\mtc@v\mltttitle}\\\hline
790      \end{tabular}%
791      \fi

```

\mtc@zrule We forbid a page break after the title and the top rule, then set some layout parameters and begin an mtc@verse environment:

```

\mtcindent
mtc@verse 792      \nopagebreak[4]\null\leavevmode\mtc@zrule\\\mtc@BBR
793      \leftmargin\mtcindent
794      \rightmargin\mtcindent
795      \itemindent=\z@\labelwidth=\z@%
796      \labelsep=\z@\listparindent=\z@%
797      \begin{mtc@verse}%

```

\c@lotdepth We force the effective depth of the mini-table (\c@lotdepth) to the required depth (\c@minilotdepth), so the printing is done inside the mtc@verse environment, where lotdepth has been forced to minilotdepth, to print only the entries whose level is low enough. then inhibit a page break. The blank line is necessary to avoid a parasite negative indentation.

```

798      \@ifundefined{c@lotdepth}%
799      {}%
800      {\c@lotdepth=\c@minilotdepth
801      \ifnum\c@lotdepth<1\relax\c@lotdepth=1\fi}
802      \leavevmode\\\mtc@BBR\vskip -.5\baselineskip

```

\mtc@pgno We test the presence of leaders and page numbers, then print the minilot by inputting the minilot file. But before reading the minilot file, we must call the hook macro (asked for by \@dottedtocline \@undottedtocline Donald ARSENEAU for his notoccite package [1]) \mtc@hook@beforeinputfile and the macro \mlt@setform which adjusts some layout parameters (defined by the user via some \mtcsetformat \mtcsetformat commands). We work in a group to keep local some macro redefinitions.

```

\mtc@strut 803 \begingroup
804 \makeatletter
805 \@ifundefined{mlt@pgno}%
806 {\let\@dottedtocline\@undottedtocline}{}
807 \@filesfalse\mtc@hook@beforeinputfile
808 \mlt@setform

```



```

809 \input{\jobname.\@tocfile}
810 \vspace{-1ex} \vspace{-\baselineskip}
811 \leavevmode\mtc@strut
812 \global\@nbreakfalse\endgroup

```

```

mtc@verse We close the mtc@verse environment, add the bottomrule (while preventing a page break),
\mtc@bottom@rule then close the samepage environment, and call \afterminilot. The blank line (\\) is
\\ essential.
samepage
\afterminilot 813 \end{mtc@verse}%
814 \kernafterminilot
815 \nopagebreak[4]\mkt@rule\null\leavevmode\\%
816 \vskip-1.0\baselineskip\mtc@zrule\end{samepage}%
817 \par\pagebreak[1]\vspace*{-1ex}\afterminilot\fi%

```

### 9.36 Patching the \chapter command, continued

```

\l@xchapter First, we define \l@xchapter which is like \l@chapter, but with a huge depth, to inhibit its
\@dottedtocline printing (except if you cheat):
\l@chapter
\chapter 818 \def\l@xchapter{\@dottedtocline{\@M}{1em}{2.3em}}
819 \def\xchapter{xchapter}

```

```

\@chapter Then we patch \@chapter (the non-starred branch of \chapter) to add pseudo-chapter
\sv@chapter entries in the LOF and the LOT (these entries will be used by the \dominiXXX commands
\addcontentsline to split the LOF and the LOT into slices).
\ignorespaces
820 \let\sv@chapter\@chapter
821 \def\@chapter[#1]#2{\sv@chapter[{\#1}]{\#2}\relax%
822 \addcontentsline{lof}{xchapter}{\#1}%
823 \addcontentsline{lot}{xchapter}{\#1}%
824 \ignorespaces}

```

```

\mtc@schapter We also patch \@schapter (the starred branch of \chapter) to add marks in the TOC to
\@schapter delimit chapters; these marks will be used by the \dominiXXX commands to take slices
\addtocontents from the LOF and the LOT; as they are defined as \relax, they should not perturbate other
\chapterbegin packages.
\chapterend
825 \let\mtc@schapter\@schapter
826 \def\@schapter{\addtocontents{toc}{\protect\chapterend}\mtc@schapter}
827 \def\@schapter{\addtocontents{@@@}{\protect\chapterbegin}\mtc@schapter}
828 \let\chapterbegin\relax
829 \let\chapterend\relax

```

### 9.37 The `\addstarred...` commands

`\addstarredsection` If the command `\chapter` is undefined, we define the command `\addstarredsection`  
`\addstarredchapter` (only if `\section` is defined). If the command `\chapter` is defined, we define the com-  
`\addstarredpart` mand `\addstarredchapter`. If the command `\part` is defined, we define the command  
`\chapter` `\addstarredpart`. We use the utility command `\addst@rred` defined in section 9.31 on  
`\section` page 268.  
`\part`  
`\addst@rred`

```

830 \@ifundefined{chapter}%
831   {\@ifundefined{section}%
832     {\def\addstarredsection#1{\addst@rred{section}{#1}}}%
833     {\def\addstarredchapter#1{\addst@rred{chapter}{#1}}}
834 \@ifundefined{part}%
835   {\def\addstarredpart#1{\addst@rred{part}{#1}}}
```

### 9.38 TOC entries without leaders

`\@Undottedtocline` We define two internal macros to format TOC entries without leaders. The macro  
`\coffeeont` `\@Undottedtocline` prints no page number, but `\@Undottedtoclinep` prints it.

```

836 \def\@Undottedtocline#1#2#3#4#5{%
837   \ifnum #1>\c@tocdepth\relax \else
838     \vskip \z@ \@plus.2\p@
839     {\leftskip #2\relax \rightskip \@tocrmarg \parfillskip -\rightskip
840      \parindent #2\relax\@afterindenttrue
841      \interlinepenalty\@M
842      \leavevmode
843      \@tempdima #3\relax
844      \advance\leftskip \@tempdima \null\nobreak\hskip -\leftskip
845      {\coffeeont #4}\nobreak
846      \nobreak\null
847      \par}%
848   \fi}
```

`\@Undottedtoclinep` The same but with the page number:  
`\coffeeont`

```

849 \def\@Undottedtoclinep#1#2#3#4#5{%
850   \ifnum #1>\c@tocdepth\relax \else
851     \vskip \z@ \@plus.2\p@
852     {\leftskip #2\relax \rightskip \@tocrmarg \parfillskip -\rightskip
853      \parindent #2\relax\@afterindenttrue
854      \interlinepenalty\@M
855      \leavevmode
856      \@tempdima #3\relax
857      \advance\leftskip \@tempdima \null\nobreak\hskip -\leftskip
858      {#4}\nobreak
```

```

859      \hfill
860      \nobreak\null
861      \hb@xt@{\pnumwidth{\hfil\normalfont \normalcolor #5}}%
862      \par}%
863      \fi}

```

### 9.39 Mini-tables with or without leaders

`\minitoc@` This code sets the flag to false, then patches each mini-table command (its internal part).  
`\minilof@` We alter the commands `\minitoc@`, `\minilof@`, etc., to test the flag `\ifundottedmtc` and,  
`\minilot@` if true, replace locally `\@dottedtocline` by its dotless version `\@Undottedtoclinep`.  
`\@dottedtocline` Of course, we must also test the availability of the `\chapter`, `\part` and `\section`  
`\@Undottedtoclinep` commands, to avoid to define many unnecessary commands.

```

\sv@minitoc@
\sv@minilof@ 864 \@ifundefined{chapter}{}{%
\sv@minilot@ 865   \let\sv@minitoc@\minitoc@
866   \def\minitoc@[#1]{{\ifundottedmtc\let\@dottedtocline\@Undottedtoclinep\fi
867     \sv@minitoc@[#1]}}%
868   \let\sv@minilof@\minilof@
869   \def\minilof@[#1]{{\ifundottedmtc\let\@dottedtocline\@Undottedtoclinep\fi
870     \sv@minilof@[#1]}}%
871   \let\sv@minilot@\minilot@
872   \def\minilot@[#1]{{\ifundottedmtc\let\@dottedtocline\@Undottedtoclinep\fi
873     \sv@minilot@[#1]}}%

```

```

\sv@parttoc@ For the part level:
\sv@partlof@
\sv@partlot@ 874 \@ifundefined{part}{}{%
\ifundottedmtc 875   \let\sv@parttoc@\parttoc@
\parttoc@ 876   \def\parttoc@[#1]{{\ifundottedmtc\let\@dottedtocline\@Undottedtoclinep\fi
\partlof@ 877     \sv@parttoc@[#1]}}%
\partlot@ 878   \let\sv@partlof@\partlof@
879   \def\partlof@[#1]{{\ifundottedmtc\let\@dottedtocline\@Undottedtoclinep\fi
880     \sv@partlof@[#1]}}%
881   \let\sv@partlot@\partlot@
882   \def\partlot@[#1]{{\ifundottedmtc\let\@dottedtocline\@Undottedtoclinep\fi
883     \sv@partlot@[#1]}}%

```

```

\sv@secttoc@ For the section level:
\sv@sectlof@
\sv@sectlot@ 884 \@ifundefined{chapter}{}{%
\ifundottedmtc 885   \@ifundefined{section}{}{%
\secttoc@ 886     \let\sv@secttoc@\secttoc@
\sectlof@ 887     \def\secttoc@[#1]{{\ifundottedmtc\let\@dottedtocline\@Undottedtoclinep\fi
\sectlot@ 888       \sv@secttoc@[#1]}}%
889     \let\sv@sectlof@\sectlof@

```

```

890     \def\sectlof@[#1]{\ifundottedmtc\let\@dottedtocline\@Undottedtoclinep\fi
891         \sv@sectlof@[#1]}}%
892     \let\sv@sectlot@\sectlot@
893     \def\sectlot@[#1]{\ifundottedmtc\let\@dottedtocline\@Undottedtoclinep\fi
894         \sv@sectlot@[#1]}}}}

```

## 9.40 The `\dominitoc` command and its siblings

`\dominitoc` The three commands `\dominitoc`, `\dominilof` and `\dominilot` are, of course, very similar. They take the `\jobname.toc` file (resp. the `\jobname.lof` and `\jobname.lot` files) produced by the previous  $\text{\LaTeX}$  run and cut it in slices (one slice per chapter or starred chapter) into the `\jobname.mtc<N>` files (resp. the `\contentsline` `\jobname.mlf<N>` and `\jobname.mlt<N>` files), using specific lines in the `\jobname.toc` (resp. `\jobname.lof` and `\jobname.lot`) file. These lines are essentially chapter-level entry commands (like `\contentsline{chapter}...`, `\contentsline{xchapter}...`, `\contentsline{starchapter}...`, `\chapbegin`) delimiting chapters in the TOC (or in the LOF or the LOT). Analog part-level lines delimit parts, hence also chapters.

`\dominitoc` As `\dominitoc` has an optional argument, whose default value is “1” (left), it calls `\dominitoc@` with a argument delimited by brackets.

`\@dominitoc` The macros are `\dominitoc` (user interface), which calls `\dominitoc@[1]` (or with the optional argument of `\dominitoc`). Then `\dominitoc@[1]` processes its argument and calls `\@dominitoc`. `\@dominitoc` calls `\@dominitoc` (passing `\jobname` as argument) then close the minitoc file written. `\@dominitoc` reset to zero the counter of mini-tables, calls `\MTC@next#1.toc` (where `#1` is the value of `\jobname`), then reset again to zero the counter of mini-tables. Each call to `\dominitoc@` (i.e., to `\dominitoc`) sets the flag `\@dominitoc@used@true`. This will be used later for a hint (which detects that you have correctly called `\minitoc` after `\dominitoc` and that both or neither have been called). See section 9.78.2.2 on page 391. The code is similar for `\dominilof` and `\dominilot`.

`\dominitoc` The `\dominitoc` command extracts information from the `.toc` file and create the minitocs files, with the adequate extension.

```

\dominitoc
\@dominitoc
\MTC@next
895 \def\@dominitoc#1{%
896     \makeatletter
897     \setcounter{mtc}{0}
898     \MTC@next#1.toc\relax\}\setcounter{mtc}{0}}
899 \def\dominitoc{\@ifnextchar[\@dominitoc@]{\dominitoc@[1]}

```

`\dominilof` The `\dominilof` command extracts information from the `.lof` file and create the minilofs files, with the adequate extension.  
`\@dominilof`  
`\MLF@next`

```
900 \def\@dominilof#1{%
901   \makeatletter
902   \setcounter{mtc}{0}
903   \MLF@next#1.lof\relax\}\setcounter{mtc}{0}}
904 \def\dominilof{\@ifnextchar[{\dominilof@}{\dominilof@[1]}}
```

`\dominilot` The `\dominilot` command extracts information from the `.lot` file and create the minilots files, with the adequate extension.  
`\@dominilot`  
`\MLT@next`

```
905 \def\@dominilot#1{%
906   \makeatletter
907   \setcounter{mtc}{0}
908   \MLT@next#1.lot\relax\}\setcounter{mtc}{0}}
909 \def\dominilot{\@ifnextchar[{\dominilot@}{\dominilot@[1]}}
```

`\if@dominitoc@used@` Some code to flag the use of the command and manage the position of the minitoc title; a hint detects any spurious invocation.  
`\if@mtc@hints@`  
`\@mtc@hints@given@true`

```
\df@mtitc 910 \def\dominitoc@[#1]{%
\@mti      911 \if@mtc@hints@
\@nmti     912   \if@dominitoc@used@
\@cmti     913   \mtcPackageInfo[<I0045>]{minitoc(hints)}%
\@lmti     914     {The \string\dominitoc \space command
\@rmti     915     \MessageBreak
\@dominitoc 916     has been invoked more than once
           917     \MessageBreak}
           918   \global\@mtc@hints@given@true
           919   \fi
           920 \fi
           921 \global\@dominitoc@used@true
           922 \if #1e\let\df@mtitc\@mti%
           923 \else\if #1n\let\df@mtitc\@nmti%
           924 \else\if #1c\let\df@mtitc\@cmti%
           925 \else\if #1l\let\df@mtitc\@lmti%
           926 \else\if #1r\let\df@mtitc\@rmti%
           927 \fi\fi\fi\fi\fi%
           928 \@dominitoc}
```

`\if@dominilof@used@` Some code to flag the use of the command and manage the position of the minilof title; a hint detects any spurious invocation.  
`\if@mtc@hints@`  
`\@mtc@hints@given@true`

```
\df@mtilf 929 \def\dominilof@[#1]{%
\@mti      930 \if@mtc@hints@
\@nmti     931   \if@dominilof@used@
\@cmti
\@lmti
\@rmti
\@dominilof
```

```

932 \mtcPackageInfo[<I0045>]{minitoc(hints)}%
933 {The \string\dominilof \space command
934 \MessageBreak
935 has been invoked more than once
936 \MessageBreak}
937 \global\@mtc@hints@given@true
938 \fi
939 \fi
940 \global\@dominilof@used@true
941 \if #1e\let\df@mtilf\e@mti%
942 \else\if #1n\let\df@mtilf\n@mti%
943 \else\if #1c\let\df@mtilf\c@mti%
944 \else\if #1l\let\df@mtilf\l@mti%
945 \else\if #1r\let\df@mtilf\r@mti%
946 \fi\fi\fi\fi\fi%
947 \@@dominilof}

```

```

\if@dominilot@used@ Some code to flag the use of the command and manage the position of the minilof title; a hint
\if@mtc@hints@ detects any spurious invocation.
\@mtc@hints@given@true
\df@mtilt 948 \def\dominilot@[#1]{%
\@mti 949 \if@mtc@hints@
\n@mti 950 \if@dominilot@used@
\c@mti 951 \mtcPackageInfo[<I0045>]{minitoc(hints)}%
\l@mti 952 {The \string\dominilot \space command
\r@mti 953 \MessageBreak
\@dominilot 954 has been invoked more than once
955 \MessageBreak}
956 \global\@mtc@hints@given@true
957 \fi
958 \fi
959 \global\@dominilot@used@true
960 \if #1e\let\df@mtilt\e@mti%
961 \else\if #1n\let\df@mtilt\n@mti%
962 \else\if #1c\let\df@mtilt\c@mti%
963 \else\if #1l\let\df@mtilt\l@mti%
964 \else\if #1r\let\df@mtilt\r@mti%
965 \fi\fi\fi\fi\fi%
966 \@@dominilot}

```

```

\@@dominitoc These macros invoke the \@domini... macros to create the mini-table file, then close the file
\@@dominilof descriptor.
\@@dominilot
\tf@mtc 967 \def\@@dominitoc{\@dominitoc{\jobname}\immediate\closeout\tf@mtc}
968 \def\@@dominilof{\@dominilof{\jobname}\immediate\closeout\tf@mtc}
969 \def\@@dominilot{\@dominilot{\jobname}\immediate\closeout\tf@mtc}

```

### 9.40.1 Analysis and splitting of the TOC file

This is done via a loop managed by the following macros <sup>6</sup>:

```

\MTC@next Processes the next entry in the list and removes it from the head of the list:
\MTC@list
\MTC@loop 970 \def\MTC@next#1\relax#2\{\%
          971 \edef\MTC@list{#2}%
          972 \MTC@loop{#1}%
          973 }

\MTC@toc Check if the list is empty:
\MTC@list
\MTC@explist 974 \def\MTC@toc{%
          975 \ifx\MTC@list\@empty\else\expandafter\MTC@explist\fi
          976 }

\MTC@contentsline The macro \MTC@contentsline analyses the lines read from the TOC file and detects inter-
\arabic esting keywords. If \chapter is found, the mtc counter (which simulates the chapter counter,
\chapter but is absolute) is incremented and a new minitoc file is created.
\themtc
\tf@mtc 977 \def\MTC@contentsline#1#2#3#4{% %%HO/BJ: 4 instead of 3 parameters
          978 \gdef\themtc{\arabic{mtc}} %%HO: space removed
          979 \expandafter\ifx\csname #1\endcsname\chapter
          980 \stepcounter{mtc}%

\if@longextensions@ We test if long or short extensions are used, to build the name of the mini-table file, then open
\themtc it (after closing the file descriptor):
\mtcname
\tf@mtc 981 \if@longextensions@%
\closeout 982 \mtcPackageInfo[<I0033>]{minitoc}%
\openout 983 {Writing\space\jobname.mtc\themtc\@gobble}%
          984 \def\mtcname{\jobname.mtc\themtc}%
          985 \else
          986 \mtcPackageInfo[<I0033>]{minitoc}%
          987 {Writing\space\jobname.M\themtc\@gobble}%
          988 \def\mtcname{\jobname.M\themtc}%
          989 \fi
          990 \immediate\closeout\tf@mtc
          991 \immediate\openout\tf@mtc=\mtcname
          992 \fi

```

<sup>6</sup> This code is derived from the `xr` package [89], by David CARLISLE, with his permission. The strings “HO”, “DV”, and “BJ” in the comments denote modifications made by Heiko OBERDIEK, Didier VERNA, and Bernd JAEHNE for the support of `hyperref`, essentially by adding an argument to some macros, to use the hyperlink argument in the contents lines.

`\mtc@toks` Now, we filter the relevant contents lines, the token register `\mtc@toks` is used as a verbatim memory.

```
993 \mtc@toks{\noexpand\leavevmode #2}%
```

`\MTC@WriteContentsline` Each interesting contents line is copied, with a font command added before it. We begin with the standard sectionning commands, below `\chapter`:

```
\section
\subsection
\subsubsection 994 \expandafter\ifx\csname #1\endcsname\section
\paragraph 995 \MTC@WriteContentsline{#1}{mtcS}{#3}{#4}%
\subparagraph 996 \fi
997 \expandafter\ifx\csname #1\endcsname\subsection
998 \MTC@WriteContentsline{#1}{mtcSS}{#3}{#4}%
999 \fi
1000 \expandafter\ifx\csname #1\endcsname\subsubsection
1001 \MTC@WriteContentsline{#1}{mtcSSS}{#3}{#4}%
1002 \fi
1003 \expandafter\ifx\csname #1\endcsname\paragraph
1004 \MTC@WriteContentsline{#1}{mtcP}{#3}{#4}%
1005 \fi
1006 \expandafter\ifx\csname #1\endcsname\subparagraph
1007 \MTC@WriteContentsline{#1}{mtcSP}{#3}{#4}%
1008 \fi
```

`\coffee` A coffee break contents line ☕ is written for `\coffee`:

```
\MTC@WriteCoffeeline
1009 \expandafter\ifx\csname #1\endcsname\coffee
1010 \MTC@WriteCoffeeline{#1}{#3}%
1011 \fi
```

`\starchapter` If it is `\starchapter` (for a starred chapter), we increment the `mtc` counter, build a new `minitoc` file name, close the file descriptor and open it with this new file.

```
\if@longextensions@
\mtcname 1012 \expandafter\ifx\csname #1\endcsname\starchapter
\themtc 1013 \stepcounter{mtc}%
\tf@mtc 1014 \if@longextensions@
\closeout 1015 \mtcPackageInfo[<I0033>]{minitoc}%
\openout 1016 {Writing\space\jobname.mtc\themtc\@gobble}%
1017 \def\mtcname{\jobname.mtc\themtc}%
1018 \else
1019 \mtcPackageInfo[<I0033>]{minitoc}%
1020 {Writing\space\jobname.M\themtc\@gobble}%
1021 \def\mtcname{\jobname.M\themtc}%
1022 \fi
1023 \immediate\closeout\tf@mtc
1024 \immediate\openout\tf@mtc=\mtcname
1025 \fi
```



```

\starsection For starred sectioning commands lower than \chapter, a contents line is written into the
\MTC@WriteContentsline minitoc file, with a font command added:
\starsubsection
\starsubsubsection 1026 \expandafter\ifx\csname #1\endcsname\starsection
\starparagraph 1027 \MTC@WriteContentsline{#1}{mtcS}{#3}{#4}%
\starsubparagraph 1028 \fi
1029 \expandafter\ifx\csname #1\endcsname\starsubsection
1030 \MTC@WriteContentsline{#1}{mtcSS}{#3}{#4}%
1031 \fi
1032 \expandafter\ifx\csname #1\endcsname\starsubsubsection
1033 \MTC@WriteContentsline{#1}{mtcSSS}{#3}{#4}%
1034 \fi
1035 \expandafter\ifx\csname #1\endcsname\starparagraph
1036 \MTC@WriteContentsline{#1}{mtcP}{#3}{#4}%
1037 \fi
1038 \expandafter\ifx\csname #1\endcsname\starsubparagraph
1039 \MTC@WriteContentsline{#1}{mtcSP}{#3}{#4}%
1040 \fi
1041 }

\MTC@explist The loop to read the lines of the TOC file; it expands the list of entries and call \MTC@next to
\MTC@next process the first one:
\MTC@list
1042 \def\MTC@explist{\expandafter\MTC@next\MTC@list\}

\MTC@loop If an entry is found, loop through line by line, looking for interesting entries. Otherwise,
\openin process the next entry in the list.
\@inputcheck
\MTC@toc 1043 \def\MTC@loop#1{\openin\@inputcheck#1\relax
\MTC@read 1044 \ifeof\@inputcheck
1045 \mtcPackageWarning[<W0010>]{minitoc}%
1046 {No file #1.
1047 \MessageBreak
1048 MINITOCs NOT PREPARED}%
1049 \expandafter\MTC@toc
1050 \else
1051 \mtcPackageInfo[<I0024>]{minitoc}{PREPARING MINITOCs FROM #1}%
1052 \expandafter\MTC@read
1053 \fi
1054 }

\MTC@read Read the next entry of the .toc file.
\read
\@inputcheck 1055 \def\MTC@read{%
\MTC@line 1056 \read\@inputcheck to\MTC@line

```

```

\MTC@test The ..... make sure that \MTC@test has enough arguments:
\MTC@line
  \MTC@ 1057 \expandafter\MTC@test\MTC@line.....\MTC@% %%H0: . added
        1058 }%

\MTC@test The \MTC@test macro finds the “interesting” commands in the TOC file, mainly to delimit
\contentsline chapters:
\MTC@contentsline
  \mtc@string 1059 %%H0/BJ: now patch \MTC@test,
  \@input 1060 %%H0/BJ: call \MTC@contentsline with 4 instead of 3 parameters
  \MTC@list
\chapterend Look at the first token of the line. If it is an interesting entry, process it. If it is \@input, add
\closeout the file to the list. Otherwise ignore. Go around the loop if not at end of file. Finally process
\tf@mtc the next file in the list.
\openout
\chapterbegin
\addtocounter 1061 \long\def\MTC@test#1#2#3#4#5#6\MTC@{% %%H0: #6 added
  \MTC@toc 1062 \ifx#1\contentsline
    \MTC@read 1063 \let\mtc@string\string
    1064 \MTC@contentsline{#2}{#3}{#4}{#5}%
    1065 %%H0/BJ: 4. parameter added by Tony Roberts
    1066 \let\mtc@string\relax
    1067 \else\ifx#1\@input
    1068 \edef\MTC@list{\MTC@list#2\relax}%
    1069 \else\ifx#1\chapterend
    1070 \immediate\closeout\tf@mtc
    1071 \immediate\openout\tf@mtc=\jobname.mtc
    1072 \else\ifx#1\chapterbegin
    1073 \addtocounter{mtc}{-1}%
    1074 \fi\fi\fi\fi
    1075 \ifeof\@inputcheck
    1076 \expandafter\MTC@toc
    1077 \else
    1078 \expandafter\MTC@read
    1079 \fi
    1080 }%

```

## 9.41 Mini-lists of figures

The code is similar to the code for mini-tables of contents, but with less commands to recognize.

**9.41.1 Analysis and splitting of the list of figures file**

`\MLF@next` This is done via a loop managed by the following macros:

`\MLF@list`

`\MLF@loop` Processes the next entry in the list and removes it from the head of the list:

```
1081 \def\MLF@next#1\relax#2\{\%
1082   \edef\MLF@list{#2}%
1083   \MLF@loop{#1}}
```

`\MLF@lof` Checks if the list is empty:

`\MLF@list`

```
\MLF@explist 1084 \def\MLF@lof{%
1085   \ifx\MLF@list\@empty\else\expandafter\MLF@explist\fi}
```

`\MLF@contentsline` The macro `\MLF@contentsline` analyses the lines read from the LOF file and detects interesting keywords. If `\xchapter` is found, the counter `mtc` is incremented and a new minilof file is created.

`\arabic`

`\xchapter`

```
1086 \def\MLF@contentsline#1#2#3#4{% %%H0: added #4
1087   \gdef\themtc{\arabic{mtc}} %%H0: space removed
1088   \expandafter\ifx\csname #1\endcsname\xchapter
1089     \stepcounter{mtc}%
```

`\if@longextensions@` The name of the minilof file is built from `\jobname` and a long or short extension:

`\themtc`

`\mlfname`

`\closeout`

`\tf@mtc`

`\openout`

```
1090   \if@longextensions@
1091     \mtcPackageInfo[<I0033>]{minitoc}%
1092     {Writing\space\jobname.mlf\themtc\@gobble}
1093     \def\mlfname{\jobname.mlf\themtc}%
1094   \else
1095     \mtcPackageInfo[<I0033>]{minitoc}%
1096     {Writing\space\jobname.F\themtc\@gobble}
1097     \def\mlfname{\jobname.F\themtc}%
1098   \fi
1099   \immediate\closeout\tf@mtc
1100   \immediate\openout\tf@mtc=\mlfname
1101   \fi
```

`\figure` If we found a `\figure` entry, we copy it into the minilof file:

`\subfigure`

`\mtc@toks`

`\MTC@WriteContentsline`

```
1102   \expandafter\ifx\csname #1\endcsname\figure
1103     \mtc@toks{\noexpand\leavevmode#2}%
1104     \MTC@WriteContentsline{#1}{mlf}{#3}{#4}%
1105   \fi
```

```

1106 \expandafter\ifx\csname #1\endcsname\subfigure
1107 \mtc@toks{\noexpand\leavevmode#2}%
1108 \MTC@WriteContentsline{#1}{mlfS}{#3}{#4}%
1109 \fi
1110 }

```

\MLF@explist The loop to read the LOF file; it expands the list of entries and calls \MLF@next to process the first one:

\MLF@list

```

1111 \def\MLF@explist{\expandafter\MLF@next\MLF@list\}

```

\MLF@loop And now, we scan the .lof file:

\openin

\@inputcheck 1112 \def\MLF@loop#1{\openin\@inputcheck#1\relax

\MLF@lof 1113 \ifeof\@inputcheck

\MLF@read 1114 \mtcPackageWarning[<W0008>]{minitoc}%

1115 {No file #1.

1116 \MessageBreak

1117 MINILOFS NOT PREPARED}%

1118 \expandafter\MLF@lof

1119 \else

1120 \mtcPackageInfo[<I0034>]{minitoc}%

1121 {PREPARING MINILOFS FROM #1}%

1122 \expandafter\MLF@read\fi}

\MLF@read Read the next entry in the .lof file:

\read

\@inputcheck 1123 \def\MLF@read{%

1124 \read\@inputcheck to\MLF@line

\MLF@line The ..... make sure that \MLF@test has enough arguments:

\MLF@test

\MLF@ 1125 \expandafter\MLF@test\MLF@line.....\MLF% %%H0: . added

1126 }%

\MLF@test The \MLF@test macro finds the “interesting” commands in the LOF file, mainly to delimit chapters.

```

\contentsline Look at the first token of the line. If it is an interesting entry, process it. If it is \@input, add
\mtc@string the file to the list. Otherwise ignore. Go around the loop if not at end of file. Finally process
\MLF@contentsline the next file in the list.
\@input
\MLF@list 1127 \long\def\MLF@test#1#2#3#4#5#6\MLF@{% %%H0: #6 added
\chapterend 1128 \ifx#1\contentsline
\closeout 1129 \let\mtc@string\string
\tf@mtc 1130 \MLF@contentsline{#2}{#3}{#4}{#5}% %%H0: #4 added
\openout 1131 \let\mtc@string\relax
\chapterbegin 1132 \else\ifx#1\@input
\addtocounter 1133 \edef\MLF@list{\MLF@list#2\relax}%
\MLF@lof 1134 \else\ifx#1\chapterend
\MLF@read 1135 \immediate\closeout\tf@mtc
1136 \immediate\openout\tf@mtc=\jobname.mtc
1137 \else\ifx#1\chapterbegin
1138 \addtocounter{mtc}{-1}%
1139 \fi\fi\fi\fi
1140 \ifeof\@inputcheck\expandafter\MLF@lof
1141 \else\expandafter\MLF@read\fi}%

```

## 9.42 Mini-lists of tables

The code is similar to the code for mini-tables of contents, but with less commands to recognize.

### 9.42.1 Analysis and splitting of the list of tables file

```

\MLT@next This is done via a loop managed by the following macros:
\MLT@list
\MLT@loop Processes the next entry in the list and removes it from the head of the list:

1142 \def\MLT@next#1\relax#2\{\%
1143 \edef\MLT@list{#2}%
1144 \MLT@loop{#1}}

\MLT@lot Checks if the list is empty:
\MLT@list
\MLT@explist 1145 \def\MLT@lot{%
1146 \ifx\MLT@list\@empty\else\expandafter\MLT@explist\fi}

```

`\MLT@contentsline` The macro `\MLT@contentsline` analyses the lines read from the LOT file and detects interesting keywords. If `\xchapter` is found, the mtc counter is incremented and a new minilot file is created.

```
1147 \def\MLT@contentsline#1#2#3#4{% %%H0: added #4
1148   \gdef\themtc{\arabic{mtc}}% %%H0: space removed
1149   \expandafter\ifx\csname #1\endcsname\xchapter
1150     \stepcounter{mtc}%
```

`\if@longextensions@` The name of the minilot file it build from `\jobname` and a long or short extension:

```
  \themtc
  \mltname 1151   \if@longextensions@
\closeout 1152     \mtcPackageInfo[<I0033>]{minitoc}%
  \tf@mtc 1153     {Writing\space\jobname.mlt\themtc\@gobble}%
\openout 1154     \def\mltname{\jobname.mlt\themtc}%
  1155   \else
  1156     \mtcPackageInfo[<I0033>]{minitoc}%
  1157     {Writing\space\jobname.T\themtc\@gobble}%
  1158     \def\mltname{\jobname.T\themtc}%
  1159   \fi
  1160   \immediate\closeout\tf@mtc
  1161   \immediate\openout\tf@mtc=\mltname
  1162   \fi
```

`\table` If we found a `\table` entry, we copy it into the minilot file:

```
\subtable
\mtc@toks 1163   \expandafter\ifx\csname #1\endcsname\table
\MTC@WriteContentsline 1164     \mtc@toks{\noexpand\leavevmode#2}%
  1165     \MTC@WriteContentsline{#1}{mlt}{#3}{#4}%
  1166   \fi
  1167   \expandafter\ifx\csname #1\endcsname\subtable
  1168     \mtc@toks{\noexpand\leavevmode#2}%
  1169     \MTC@WriteContentsline{#1}{mltS}{#3}{#4}%
  1170   \fi
  1171 }
```

`\MLT@explist` The loop to read the LOT file; it expands the list of entries and calls `\MLT@next` to process the first one:

```
\MLT@list
  1172 \def\MLT@explist{\expandafter\MLT@next\MLT@list\}
```

`\MLT@loop` And now, we scan the .lot file:

```
  \openin
\@inputcheck 1173 \def\MLT@loop#1{\openin\@inputcheck#1\relax
  \MLT@lot 1174   \ifeof\@inputcheck
  \MLT@read 1175     \mtcPackageWarning[<W0009>]{minitoc}%
```

```

1176      {No file #1.
1177      \MessageBreak
1178      MINILOTS NOT PREPARED}%
1179      \expandafter\MLT@lot
1180      \else
1181      \mtcPackageInfo[<I0037>]{minitoc}%
1182      {PREPARING MINILOTS FROM #1}%
1183      \expandafter\MLT@read\fi}

```

```

\MLT@read  Read the next entry in the .lot file:
\read
\@inputcheck 1184 \def\MLT@read{%
1185      \read\@inputcheck to\MLT@line

```

```

\MLT@line  The ..... make sure that \MLT@test has enough arguments:
\MLT@test
\MLT@ 1186      \expandafter\MLT@test\MLT@line.....\MLT@% %%H0: . added
1187      }%

```

```

\MLT@test  The \MLT@test macro finds the “interesting” commands in the LOT file, mainly to delimit
chapters.

```

```

\contentsline  Look at the first token of the line. If it is an interesting entry, process it. If it is \@input, add
\mtc@string    the file to the list. Otherwise ignore. Go around the loop if not at end of file. Finally process
\MLT@contentsline the next file in the list.
\@input
\MLT@list 1188 \long\def\MLT@test#1#2#3#4#5#6\MLT@{% %%H0: #6 added
\chapterend 1189      \ifx#1\contentsline
\closeout 1190      \let\mtc@string\string
\tf@mtc 1191      \MLT@contentsline{#2}{#3}{#4}{#5}% %%H0: #4 added
\openout 1192      \let\mtc@string\relax
\chapterbegin 1193      \else\ifx#1\@input
\addtocounter 1194      \edef\MLT@list{\MLT@list#2\relax}%
\MLT@lot 1195      \else\ifx#1\chapterend
\MLT@read 1196      \immediate\closeout\tf@mtc
1197      \immediate\openout\tf@mtc=\jobname.mtc
1198      \else\ifx#1\chapterbegin
1199      \addtocounter{mtc}{-1}%
1200      \fi\fi\fi\fi
1201      \ifeof\@inputcheck\expandafter\MLT@lot
1202      \else\expandafter\MLT@read\fi}%

```

Note that we terminate with a closing brace to end the chapter-level macros (end of the *else* branch of a `\@ifundefined{chapter}` alternative).

```

1203 }%

```

### 9.43 Macro to write a contents line

`\mtc@dot` The `\MTC@WriteContentsline` macro makes the definition of `\MTC@contentsline` shorter.  
`\MTC@WriteContentsline` An extra `\edef` level is removed (Heiko OBERDIEK):

`\mtc@param`

`\write`

The arguments of `\MTC@WriteContentsline` are:

`\tf@mtc`

`\@resetfont`

`\mtc@string`

#1: the #1 argument of `\MTC@contentsline`;

`\contentsline`

#2: font shorthand =: `\csname #2font\endcsname`;

`\mtc@toks`

#3: the #3 argument of `\MTC@contentsline`;

#4: the #4 argument of `\MTC@contentsline` (hyperlink).

```

1204 \def\mtc@dot{.}
1205 \def\MTC@WriteContentsline#1#2#3#4{%
1206   \def\mtc@param{#4}%
1207   \immediate\write\tf@mtc{%
1208     {\string\reset@font
1209     \expandafter\string\csname #2font\endcsname
1210     \string\mtc@string
1211     \string\contentsline{#1}%
1212     {\the\mtc@toks}%
1213     {\string\reset@font
1214     \expandafter\string\csname #2font\endcsname
1215     \space #3%
1216     }%
1217     \ifx\mtc@dot\mtc@param
1218     \else
1219       {#4}% %H0/BJ: #4 is hyperlink
1220     \fi
1221   }%
1222 }%
1223 }
```

`\MTC@WriteCoffeeline` And the same for a “coffee” ☕ line. The arguments of the macro `\MTC@WriteCoffeeline` are:

`\write`

`\tf@mtc`

`\@resetfont`

`\coffee@font`

#1: the #1 argument of `\MTC@contentsline`;

`\mtc@string`

#2: the #3 argument of `\MTC@contentsline`.

`\mtc@toks`

```

1224 \def\MTC@WriteCoffeeline#1#2#3{%
1225   \immediate\write\tf@mtc{%
1226     {\string\reset@font \string\coffee@font \string\mtc@string
1227     {\the\mtc@toks}%
1228     {\string\reset@font \string\coffee@font \space #3%
1229     }%
1230   }
```



```

1230 }%
1231 }%
1232 }

```

## 9.44 Depth counters for partlofs and partlots

`\AtBeginDocument` If the counters `lofdepth` and `lotdepth` are defined, we create the corresponding new counters: `partlofdepth` and `partlotdepth`. These counters are initialised to 2. This is done after the loading of the packages, in an `\AtBeginDocument` block:

```

\newcounter
\setcounter
\c@lofdepth
\c@lotdepth
1233 \AtBeginDocument{%
1234 \ifundefined{c@lofdepth}{}%
1235   {\newcounter{partlofdepth}\setcounter{partlofdepth}{2}}%
1236 \ifundefined{c@lotdepth}{}%
1237   {\newcounter{partlotdepth}\setcounter{partlotdepth}{2}}%
1238 }

```

## 9.45 Part level commands

`\xpart` If `\part` is defined, we define some utility commands, a counter (`ptc`) for the parttocs and related commands (`\theptc`, `\Thepart`, `\adjustptc`, `\decrementptc`, `\incrementptc`), the obsolete command `\firstpartis`, and the depth counter `parttocdepth`.

```

\Thepart
\adjustptc
\decrementptc
\incrementptc
\firstpartis
\firstpartis
\if@firstpartis@used@
\newcounter
\setcounter
1239 \ifundefined{part}{}%
1240 %
1241 \def\xpart{xpart}
1242 \def\Thepart{\arabic{ptc}}
1243 \def\firstpartis#1%
1244   {\mtcPackageWarning[<W0004>]{minitoc}%
1245    {\string\firstpartis \space is an obsolete
1246     \MessageBreak
1247     command}%
1248    \@firstpartis@used@true}
1249 \newcounter{ptc}
1250 \setcounter{ptc}{0}
1251 \newcommand{\adjustptc}[1][1]{\addtocounter{ptc}{#1}}
1252 \def\decrementptc{\addtocounter{ptc}{-1}}
1253 \def\incrementptc{\addtocounter{ptc}{+1}}
1254 \def\theptc{\arabic{ptc}}
1255 \newcounter{parttocdepth}
1256 \setcounter{parttocdepth}{2}

```

`\ptc@rule` But, sometimes, we need to make a difference between book/report and article classes (is  
`\columnwidth` `\chapter` defined?), to have a different layout: the definition of `\ptc@rule` is empty except  
 if `\chapter` is undefined. By default, there is no rule before/after parttocs, partlofs, and  
 partlots for books. You should redeclare `\ptc@rule` if you want these rules.

```
1257 \@ifundefined{chapter}%
1258   {\def\ptc@rule{\rule[3\p@]{\columnwidth}{.4\p@}\vspace*{2.6\p@}}}%
1259   {\let\ptc@rule\relax}
```

`\ptcindent` And we declare the default indentation (both sides) of the parttocs:

```
1260 \newlength\ptcindent
1261 \@ifundefined{chapter}{\ptcindent=24\p@}{\ptcindent=\z@}
```

## `\ptcfont` **9.46 Fonts for the parttocs**

`\ptcSfont`  
`\ptcSSfont`  
`\ptcSSSfont` We define the fonts for the parttocs. Note that they are larger if `\chapter` is defined  
`\ptcPfont` (book/report-like document classes) than when it is not (article-like document classes):  
`\ptcSPfont`

```
\plffont 1262 \@ifundefined{chapter}{%
\plfSfont 1263   \def\ptcfont{\small\rmfamily\upshape\mdseries} % the parttoc
\pltfont 1264   \def\ptcSfont{\small\rmfamily\upshape\bfseries}% (sections)
\pltSfont 1265   \let\ptcSSfont\ptcfont      % (subsections)
\ptifont 1266   \let\ptcSSSfont\ptcfont    % (subsubsections)
1267   \let\ptcPfont\ptcfont      % (paragraphs)
1268   \let\ptcSPfont\ptcfont     % (subparagraphs)
1269   \let\plffont\ptcfont      % (figures)
1270   \let\plfSfont\ptcfont     % (subfigures)
1271   \let\pltfont\ptcfont      % (tables)
1272   \let\pltSfont\ptcfont     % (subtables)
1273   \def\ptifont{\Large\rmfamily\upshape\bfseries}% titles
1274 }%
```

`\ptcfont` If `\chapter` is defined, the fonts are larger and `\ptcCfont` must be defined:  
`\ptcCfont`  
`\ptcSfont` 1275 {%  
`\ptcSSfont` 1276 \def\ptcfont{\normalsize\rmfamily\upshape\mdseries} % the parttoc  
`\ptcSSSfont` 1277 \def\ptcCfont{\normalsize\rmfamily\upshape\bfseries}% (chapters)  
`\ptcPfont` 1278 \def\ptcSfont{\normalsize\rmfamily\upshape\mdseries}% (sections)  
`\ptcSPfont` 1279 \let\ptcSSfont\ptcfont % (subsections)  
`\plffont` 1280 \let\ptcSSSfont\ptcfont % (subsubsections)  
`\plfSfont` 1281 \let\ptcPfont\ptcfont % (paragraphs)  
`\pltfont` 1282 \let\ptcSPfont\ptcfont % (subparagraphs)  
`\pltSfont` 1283 \let\plffont\ptcfont % (figures)  
`\ptifont`

```

1284 \let\plfSfont\ptcfont      % (subfigures)
1285 \let\pltfont\ptcfont       % (tables)
1286 \let\pltSfont\ptcfont      % (subtables)
1287 \def\ptifont{\LARGE\rmfamily\upshape\bfseries}% titles
1288 }

```

## 9.47 Default titles for part-level mini-tables

`\parttoc` We define the default position, the fonts and the layout for titles of the part-level mini-tables  
`\partlof` (`\parttoc`, `\partlof` and `\partlot`). This formatting is different if `\chapter` is defined or  
`\partlot` undefined.

```

\c@pti If \chapter is undefined, the definitions are very simple, for centered, flushleft, flushright or
\l@pti empty titles. Empty titles need a vertical correction (Frank MITTELBACH).
\r@pti
\c@pti 1289 \ifundefined{chapter}{%
\l@pti 1290 \def\c@pti#1{\null\hfill #1\hfill\hfill}
1291 \def\l@pti#1{\null #1\hfill\hfill}
1292 \def\r@pti#1{\null\hfill #1\hfill}
1293 \def\c@pti#1{\vspace{-\baselineskip}}
1294 \def\l@pti#1{\vspace{-\baselineskip}}
1295 }%

```

`\c@pti` But, if `\chapter` is defined, we must simulate the formatting of a chapter head, which is more  
`\l@pti` complex. Empty titles need a vertical correction (Frank MITTELBACH).

```

1296 {%
1297 \def\c@pti#1{\vspace{-\baselineskip}}
1298 \def\l@pti#1{\vspace{-\baselineskip}}

```

```

\l@pti For a title on the left, we must test if the main text is on two columns:
\if@twocolumn
\@topnewpage 1299 \def\l@pti#1{\if@twocolumn
\@afterheading 1300 \@topnewpage[\@makehead@l{#1}]%
\ptifont 1301 \else
\@makehead@l 1302 \@makehead@l{#1}%
\mtcgapbeforeheads 1303 \@afterheading
\mtcgapafterheads 1304 \fi}
1305 \def\@makehead@l#1{%
1306 \vspace*{\mtcgapbeforeheads}%
1307 {\parindent \z@ \raggedright
1308 \ptifont
1309 #1\par
1310 \nobreak

```

```

1311     \vskip \mtcgapafterheads\hbox{}
1312   }}

```

\r@pti For a title on the right, we must also test if the main text is on two columns:

```

\if@twocolumn
\@topnewpage 1313 \def\r@pti#1{\if@twocolumn
\@makephead@r 1314   \@topnewpage[\@makephead@r{#1}]\%
\@afterheading 1315   \else
\ptifont 1316   \@makephead@r{#1}\%
\mtcgapbeforeheads 1317   \@afterheading
\mtcgapafterheads 1318   \fi}
1319 \def\@makephead@r#1{\%
1320   \vspace*\mtcgapbeforeheads\%
1321   {\parindent \z@ \raggedleft
1322     \ptifont
1323     #1\par
1324     \nobreak
1325     \vskip \mtcgapafterheads\hbox{}
1326   }}

```

\c@pti For a centered title, we must also test if the main text is on two columns:

```

\if@twocolumn
\@topnewpage 1327 \def\c@pti#1{\if@twocolumn
\@makephead@c 1328   \@topnewpage[\@makephead@c{#1}]\%
\@afterheading 1329   \else
\ptifont 1330   \@makephead@c{#1}\%
\mtcgapbeforeheads 1331   \@afterheading
\mtcgapafterheads 1332   \fi}
1333 \def\@makephead@c#1{\%
1334   \vspace*\mtcgapbeforeheads\%
1335   {\parindent \z@ \centering
1336     \ptifont
1337     #1\par
1338     \nobreak
1339     \vskip \mtcgapafterheads\hbox{}
1340   }}\%
1341 }

```

\l@pti By default, titles are on left:

```

\do@ptitc
\df@ptitc 1342 \let\do@ptitc\l@pti
\do@ptilf 1343 \let\df@ptitc\l@pti
\df@ptilf 1344 \let\do@ptilf\l@pti
\do@ptilt 1345 \let\df@ptilf\l@pti
\df@ptilt 1346 \let\do@ptilt\l@pti
1347 \let\df@ptilt\l@pti

```

## 9.48 The ptc@verse environment

ptc@verse Each parttoc is placed inside a ptc@verse environment. This environment is analog to the standard verse environment and hence defined via two commands: \ptc@verse and \endptc@verse. As it is a list environment, we first define (in a local way) \, then call \list{} and set some dimensions like \itemsep, \itemindent, \listparindent, \@centercr \itemindent, \partopsep, \topsep. \parsep is set to zero if the tight option is active (this reduces the spacing between the lines). \parskip is set to zero if the k-tight option is active (this reduces the spacing between the lines). Both margins are set to \ptcindent. \itemindent \endptc@verse terminates the list and discourages a page break.

```

\listparindent
\topsep 1348 \def\ptc@verse{\let\=\@centercr
\parsep 1349 \list{}\itemsep\z@
\parskip 1350 \itemindent \z@
\partopsep 1351 \listparindent \itemindent
\ptcindent 1352 \partopsep\z@
\iftightmtc 1353 \iftightmtc \parsep\z@ \fi
\ifktightmtc 1354 \ifktightmtc \parskip\z@ \fi
1355 \topsep=lex
1356 \leftmargin\ptcindent
1357 \rightmargin\leftmargin\item[]
1358 \def\endptc@verse{\nopagebreak[4]\endlist}

```

## 9.49 The part level mini-tables: \parttoc, \partlof, and \partlot

\parttoc These commands are essentially similar to the \minitoc command, except that they should be placed after a \part command to produce a parttoc, a partlof or a partlot, and the formatting is different and depends of the availability of the \chapter command (for the fonts and the horizontal rules). The code is very similar. The \partlof and \partlot commands are siblings of the \parttoc command. Note that \parttoc, \partlof and \partlot use page styles, because \beforepart... and \afterpart... commands imply usually a \clear[double]page command, and hence \markboth{...}{...} must be called.

### 9.49.1 The \parttoc command

\parttoc This command must be used after \part if you need a parttoc (no automatic parttoc). First, \parttoc detects the presence of its optional argument, and uses its default value, d, if it is missing. Then, \parttoc@ is called with the effective position as argument:

```
1359 \def\parttoc{\ifnextchar[\parttoc@{\parttoc@d}}
```

`\parttoc@` The `\parttoc@` macro does the real work. It first sets the flag `\if@parttoc@used@` (for a consistence hint) and checks if long extensions are used or not (to create the name of the parttoc file):

```

\@tocfile
\Thepart 1360 \def\parttoc@[#1]{%
1361 \global\@parttoc@used@true
1362 \if@longextensions@%
1363 \def\@tocfile{ptc\Thepart}%
1364 \else
1365 \def\@tocfile{P\Thepart}%
1366 \fi

```

`\mtc@CkFile` Then, we check the presence of the parttoc file and give a warning if it is not here:

```

\if@mtc@FE
\@tocfile 1367 \mtc@CkFile{\jobname.\@tocfile}
1368 \if@mtc@FE
1369 \mtcPackageInfo[<I0006>]{minitoc}%
1370 {\jobname.\@tocfile\space is empty}
1371 \@mtc@empty@parttoc@true
1372 \else

```

`\beforeparttoc` If the parttoc file is present, we can insert it, but we must add some presentation code: first, `\beforeparttoc`, of course:

```

1373 \beforeparttoc

```

`\mtc@markboth` If `\chapter` is defined, we just set the page marks with the parttoc title and set the page style:

```

\@mkboth
\thispageparttocstyle 1374 \@ifundefined{chapter}{}{}%
\MakeUppercase 1375 \global\let\mtc@markboth\markboth
\ptctitle 1376 \global\let\@mkboth\markboth
1377 \thispageparttocstyle
1378 \mtc@markboth{\MakeUppercase{\ptctitle}}{\MakeUppercase{\ptctitle}}%
1379 }%

```

`\do@ptitc` A samepage environment is begun, then the argument is treated to set the position of the parttoc title. If the title string is empty, this forces the positionning.

```

\@pti
\@npti
\@c@pti 1380 \relax\begin{samepage}%
\@l@pti 1381 \if #1e\let\do@ptitc\@e@pti
\@r@pti 1382 \else\if #1n\let\do@ptitc\@n@pti
\@df@pti 1383 \else\if #1c\let\do@ptitc\@c@pti
\mtc@CkStr 1384 \else\if #1l\let\do@ptitc\@l@pti
\ptctitle 1385 \else\if #1r\let\do@ptitc\@r@pti
1386 \else\if #1d\let\do@ptitc\@df@ptitc
\if@mtc@FE 1387 \fi\fi\fi\fi\fi\fi
samepage 1388 \mtc@CkStr{\ptctitle}\if@mtc@FE \let\do@ptitc\@e@pti\relax\fi

```

`\raggedright` We adjust some formatting parameters and avoid a page break between the title and the parttoc,  
`\parskip` then we set the font:  
`\ptcfont`

```

1389      \raggedright
1390      \parskip=\z@%
1391      \reset@font\ptcfont%
1392      \parindent=\z@%
1393      \nopagebreak[4]%
1394      \kern-0.8\baselineskip\nopagebreak[4]%
1395      \par\noindent
1396      \nopagebreak[4]%

```

`\ptc@rule` The parttoc title is set in a tabular environment (to inhibit a page break between the title and  
`tabular` the top rule), with a rule at its bottom if necessary. This rule is an `\hline`. It is the top rule of  
`\columnwidth` the parttoc.  
`\ptifont`

```

\do@ptitc 1397      \ifx\ptc@rule\relax
\mtc@v     1398      \begin{tabular}{@{}p{\columnwidth}@{}}
\ptctitle 1399      \reset@font\ptifont\do@ptitc{\mtc@v\ptctitle}\\
\hline    1400      \end{tabular}%
          1401      \else
          1402      \begin{tabular}{@{}p{\columnwidth}@{}}
          1403      \reset@font\ptifont\do@ptitc{\mtc@v\ptctitle}\\ \hline
          1404      \end{tabular}%
          1405      \fi

```

`\mtc@zrule` Then, we adjust the position under the top rule and set the indentation and some formatting  
`\mtc@BBR` parameters:  
`\ptcindent`

```

1406      \nopagebreak[4]\null\leavevmode\mtc@zrule\\*[-\baselineskip]\mtc@BBR
1407      \leftmargin\ptcindent
1408      \rightmargin\ptcindent
1409      \itemindent=\z@\labelwidth=\z@%
1410      \labelsep=\z@\listparindent=\z@%

```

`ptc@verse` We enter in a `ptc@verse` environment to format the parttoc. The toc depth is forced (locally)  
`\c@tocdepth` to `parttocdepth`. A little trick is necessary to adjust the position. A blank line is necessary  
`\c@parttocdepth` to avoid a negative indentation.  
`\mtc@BBR`

```

1411      \begin{ptc@verse}\c@tocdepth=\c@parttocdepth%
1412      \leavevmode\\ \mtc@BBR\vskip -.5\baselineskip

```

`\ptc@pgno` If the contents lines must have no numbers, we replace the macro `\@dottedtocline` with  
`\@undottedtocline` its undotted version. For chapter-level entries, we must invoke `\l@chapter` ignoring the  
`\mtc@hook@beforeinputfile`  
`\ptc@setform`  
`\@tocfile`  
`\mtc@strut`  
`ptc@verse`

page number argument. A hook (redefinissable command) is added, and the formatting settings coming from `\mtcsetformat` are activated via `\ptc@setform`. Then the `parttoc` file is inserted, followed by a strut, and the `ptc@verse` environment is terminated.

```

1413 \begingroup
1414   \makeatletter
1415   \@ifundefined{ptc@pgno}%
1416   {\let\@dottedtocline\@undottedtocline}{}
1417   \@ifundefined{ptc@pgno}%
1418   {\let\l@chapter@SVPN\l@chapter%
1419    \def\l@chapter##1##2{\l@chapter@SVPN{##1}{\hbox{}}}}{}
1420   \@filesfalse\mtc@hook@beforeinputfile
1421   \ptc@setform
1422   \@input{\jobname.\@tocfile}
1423   \vspace{-1ex} \vspace{-1\baselineskip}
1424   \leavevmode\mtc@strut
1425   \global\@nbreakfalse\endgroup
1426   \end{ptc@verse}%

```

`\ptc@rule` The final part is just to add the bottom rule, if necessary, a possible page break (if `\chapter` is not defined), and `\afterparttoc`.

```

\afterparttoc 1427   \kernafterparttoc
1428   \nopagebreak[4]\ptc@rule\null\leavevmode\\%
1429   \vskip-1.0\baselineskip\mtc@zrule\end{samepage}%
1430   \par\@ifundefined{chapter}{\pagebreak[1]\vspace*{-1ex}}%
1431   \afterparttoc\fi}%

```

### 9.49.2 The `\partlof` command

`\partlof` This command must be used after `\part` if you need a `partlof` (no automatic `partlof`). First, `\partlof@` detects the presence of its optional argument, and uses its default value, `d`, if it is missing. Then, `\partlof@` is called with the effective position as argument:

```

1432 \def\partlof{\@ifnextchar[{\partlof@}{\partlof@d}}

```

`\partlof@` The `\partlof@` macro does the real work. It first sets the flag `\if@partlof@used@` (for a consistence hint) and checks if long extensions are used or not (to create the name of the `partlof` file):

```

\@tocfile
\Thepart 1433 \def\partlof@[#1]{%
1434   \global\@partlof@used@true
1435   \if@longextensions@%
1436   \def\@tocfile{plf\Thepart}%
1437   \else
1438   \def\@tocfile{G\Thepart}%
1439   \fi

```



`\mtc@CkFile` Then, we check the presence of the partlof file and give a warning if it is not here:

```

\if@mtc@FE
  \@tocfile 1440      \mtc@CkFile{\jobname.\@tocfile}
              1441      \if@mtc@FE
              1442      \mtcPackageInfo[<I0006>]{minitoc}%
              1443          {\jobname.\@tocfile\space is empty}
              1444      \@mtc@empty@partlof@true
              1445      \else

```

`\beforepartlof` If the partlof file is present, we can insert it, but we must add some presentation code: first, `\beforepartlof`, of course:

```

1446      \beforepartlof

```

`\mtc@markboth` If `\chapter` is defined, we just set the page marks with the partlof title and set the page style:

```

  \@mkboth
\thispagepartlofsty 1447      \ifundefined{chapter}{}{}%
\MakeUppercase      1448      \global\let\mtc@markboth\markboth
  \plftitle 1449      \global\let\@mkboth\markboth
              1450      \thispagepartlofsty
              1451      \mtc@markboth{\MakeUppercase{\plftitle}}{\MakeUppercase{\plftitle}}%
              1452      }%

```

`\do@ptilf` A samepage environment is begun, then the argument is treated to set the position of the partlof title. If the title string is empty, this forces the positionning.

```

  \e@pti
  \n@pti
  \c@pti 1453      \relax\begin{samepage}%
  \l@pti 1454      \if #1e\let\do@ptilf\e@pti
  \r@pti 1455      \else\if #1n\let\do@ptilf\n@pti
  \df@pti 1456      \else\if #1c\let\do@ptilf\c@pti
\mtc@CkStr 1457      \else\if #1l\let\do@ptilf\l@pti
  \plftitle 1458      \else\if #1r\let\do@ptilf\r@pti
  \if@mtc@FE 1459      \else\if #1d\let\do@ptilf\df@ptilf
  samepage 1460      \fi\fi\fi\fi\fi\fi
              1461      \mtc@CkStr{\plftitle}\if@mtc@FE \let\do@ptilf\e@pti\relax\fi

```

`\raggedright` We adjust some formatting parameters and avoid a page break between the title and the parttoc, then we set the font:

```

  \parskip
  \plffont
              1462      \raggedright
              1463      \parskip=\z@%
              1464      \reset@font\plffont%

```

`\plf@rule` The parttoc title is set in a `tabular` environment (to inhibit a page break between the title and the top rule), with a rule at its bottom if necessary. This rule is an `\hline`. It is the top rule of the partlof.

```

\columnwidth \ptifont
\do@ptilf 1465 \parindent=\z@%
\mtc@v 1466 \nopagebreak[4]%
\plftitle 1467 \kern-0.8\baselineskip\nopagebreak[4]%
\hline 1468 \par\noindent
1469 \ifx\plf@rule\relax
1470 \begin{tabular}{@{}p{\columnwidth}@{}}
1471 \reset@font\ptifont\do@ptilf{\mtc@v\plftitle}\\
1472 \end{tabular}%
1473 \else
1474 \begin{tabular}{@{}p{\columnwidth}@{}}
1475 \reset@font\ptifont\do@ptilf{\mtc@v\plftitle}\\\hline
1476 \mtc@hstrut\\
1477 \end{tabular}%
1478 \fi

```

`\mtc@zrule` Then, we adjust the position under the top rule and set the indentation and some formatting parameters:

```

\mtc@BBR
\ptcindent
1479 \nopagebreak[4]\null\leavevmode\mtc@zrule\\*[-\baselineskip]\mtc@BBR
1480 \leftmargin\ptcindent
1481 \rightmargin\ptcindent
1482 \itemindent=\z@\labelwidth=\z@%
1483 \labelsep=\z@\listparindent=\z@%

```

`ptc@verse` We enter in a `ptc@verse` environment to format the partlof. If necessary, the toc depth is forced (locally) to `partlofdepth`. A little trick is necessary to adjust the position. A blank line is necessary to avoid a negative indentation.

```

1484 \begin{ptc@verse}%
1485 \@ifundefined{c@lofdepth}%
1486 {}%
1487 {\c@lofdepth=\c@partlofdepth
1488 \ifnum\c@lofdepth<1\relax\c@lofdepth=1\fi}
1489 \leavevmode\\\mtc@BBR\vskip -.5\baselineskip

```

`\plf@pgno` If the contents lines must have no numbers, we replace the macro `\@dottedtocline` with its undotted version. A hook is added, and the formatting settings coming from `\mtcsetformat` are activated via `\plf@setform`. Then the partlof file is inserted, followed by a strut, and the `ptc@verse` environment is terminated.

```

\mtc@hook@beforeinputfile
\plf@setform
\@tocfile 1490 \begingroup
\mtc@strut 1491 \makeatletter
ptc@verse 1492 \@ifundefined{plf@pgno}%

```

```

1493 {\let\@dottedtocline\@undottedtocline}{}
1494 \@fileswfalse\mtc@hook@beforeinputfile
1495 \plf@setform
1496 \@input{\jobname.\@tocfile}
1497 \vspace{-1ex} \vspace{-1\baselineskip}
1498 \leavevmode\mtc@strut
1499 \global\@nobreakfalse\endgroup
1500 \end{ptc@verse}%

```

\plf@rule The final part is just to add the bottom rule, if necessary, a possible page break (if \chapter is not defined), and \afterpartlof. The blank line (\\) is essential.

```

\mtc@zrule
samepage
\afterpartlof 1501 \kernafterpartlof
1502 \nopagebreak[4]\plf@rule\null\leavevmode\\%
1503 \vskip-1.0\baselineskip\mtc@zrule\end{samepage}%
1504 \par\@ifundefined{chapter}{\pagebreak[1]\vspace*{-1ex}}%
1505 \afterpartlof\fi}

```

### 9.49.3 The \partlot command

\partlot This command must be used after \part if you need a partlot (no automatic partlot). First, \partlot@ detects the presence of its optional argument, and uses its default value, d, if it is missing. Then, \partlot@ is called with the effective position as argument:

```

1506 \def\partlot{\@ifnextchar{\partlot@}{\partlot@d}}

```

\partlot@ The \partlot@ macro does the real work. It first sets the flag \if@partlot@used@ (for a consistence hint) and checks if long extensions are used or not (to create the name of the partlot file):

```

\@tocfile
\Thepart 1507 %
1508 \def\partlot@[#1]{%
1509 \global\@partlot@used@true
1510 \if@longextensions@
1511 \def\@tocfile{plt\Thepart}%
1512 \else
1513 \def\@tocfile{U\Thepart}%
1514 \fi

```

\mtc@CkFile Then, we check the presence of the partlot file and give a warning if it is not here:

```

\if@mtc@FE
\@tocfile 1515 \mtc@CkFile{\jobname.\@tocfile}
1516 \if@mtc@FE
1517 \mtcPackageInfo[<I0006>]{minitoc}%

```

```

1518         {\jobname.\@tocfile\space is empty}
1519         \@mtc@empty@partlof@true
1520         \else

```

`\beforepartlot` If the partlot file is present, we can insert it, but we must add some presentation code: first, `\beforepartlot`, of course:

```

1521         \beforepartlot

```

`\mtc@markboth` If `\chapter` is defined, we just set the page marks with the partlot title and set the page style:

```

\@mkboth
\thispagepartlotstyle 1522         \@ifundefined{chapter}{}{%
\MakeUppercase 1523         \global\let\mtc@markboth\markboth
\plttitle 1524         \global\let\@mkboth\markboth
1525         \thispagepartlotstyle
1526         \mtc@markboth{\MakeUppercase{\plttitle}}{\MakeUppercase{\plttitle}}%
1527         }%

```

`\do@ptilt` A `samepage` environment is begun, then the argument is treated to set the position of the partlof title. If the title string is empty, this forces the positionning.

```

\@pti
\@npti
\@cpti 1528         \relax\begin{samepage}%
\@lpti 1529         \if #1e\let\do@ptilt\@epti
\@rpti 1530         \else\if #1n\let\do@ptilt\@npti
\@dfpti 1531         \else\if #1c\let\do@ptilt\@cpti
\mtc@CkStr 1532         \else\if #1l\let\do@ptilt\@lpti
\plttitle 1533         \else\if #1r\let\do@ptilt\@rpti
\if@mtc@FE 1534         \else\if #1d\let\do@ptilt\@dfptilt
samepage 1535         \fi\fi\fi\fi\fi
1536         \mtc@CkStr{\plttitle}\if@mtc@FE \let\do@ptilt\@epti\relax\fi

```

`\raggedright` We adjust some formatting parameters and avoid a page break between the title and the partlot, then we set the font:

```

\parskip
\pltfont
1537         \raggedright
1538         \parskip=\z@%
1539         \reset@font\pltfont%
1540         \parindent=\z@%
1541         \nolinebreak[4]%
1542         \kern-0.8\baselineskip\nolinebreak[4]%
1543         \par\noindent

```

`\plt@rule` The partlot title is set in a `tabular` environment (to inhibit a page break between the title and the top rule), with a rule at its bottom if necessary. This rule is an `\hline`. It is the top rule of the partlot.

```

\columnwidth
\ptifont
\do@ptilt 1544      \ifx\plt@rule\relax
\mtc@v 1545      \begin{tabular}{@{}p{\columnwidth}@{}}
\plttitle 1546      \reset@font\ptifont\do@ptilt{\mtc@v\plttitle}\\
\hline 1547      \end{tabular}%
1548      \else
1549      \begin{tabular}{@{}p{\columnwidth}@{}}
1550      \reset@font\ptifont\do@ptilt{\mtc@v\plttitle}\\\hline
1551      \mtc@hstrut\\
1552      \end{tabular}%
1553      \fi

```

`\mtc@zrule` Then, we adjust the position under the top rule and set the indentation and some formatting parameters:

```

\mtc@BBR
\ptcindent
1554      \nopagebreak[4]\null\leavevmode\mtc@zrule\\*[-\baselineskip]\mtc@BBR
1555      \leftmargin\ptcindent
1556      \rightmargin\ptcindent
1557      \itemindent=\z@\labelwidth=\z@%
1558      \labelsep=\z@\listparindent=\z@%

```

`ptc@verse` We enter in a `ptc@verse` environment to format the parttoc. If necessary, the toc depth is forced (locally) to `partlotdepth`. A little trick is necessary to adjust the position.

```

1559      \begin{ptc@verse}%
1560      \@ifundefined{c@lotdepth}%
1561      {}%
1562      {\c@lotdepth=\c@partlotdepth
1563      \ifnum\c@lotdepth<1\relax\c@lotdepth=1\fi}
1564      \leavevmode\\ \mtc@BBR\vskip -.5\baselineskip

```

`\plt@pgno` If the contents lines must have no numbers, we replace the macro `\@dottedtocline` with its undotted version. A hook is added, and the formatting settings coming from `\mtcsetformat` are activated via `\plt@setform`. Then the partlot file is inserted, followed by a strut, and the `ptc@verse` environment is terminated.

```

\mtc@hook@beforeinputfile
\plt@setform
\@tocfile 1565 \begin{group}
\mtc@strut 1566 \makeatletter
ptc@verse 1567 \@ifundefined{plt@pgno}%
1568 {\let\@dottedtocline\@undottedtocline}{}
1569 \@fileswfalse\mtc@hook@beforeinputfile
1570 \plt@setform
1571 \@input{\jobname.\@tocfile}
1572 \vspace{-1ex} \vspace{-1\baselineskip}

```

```

1573 \leavevmode\mtc@strut
1574 \global\@nobreakfalse\endgroup
1575 \end{ptc@verse}%

```

```

\ptc@rule The final part is just to add the bottom rule, if necessary, a possible page break (if \chapter
\mtc@zrule is not defined), and \afterpartlot. The blank line (\) is essential.
samepage
\afterpartlot 1576 \kernafterpartlot
1577 \nopagebreak[4]\plt@rule\null\leavevmode\%
1578 \vskip-1.0\baselineskip\mtc@zrule\end{samepage}%
1579 \par\@ifundefined{chapter}{\pagebreak[1]\vspace*{-1ex}}%
1580 \afterpartlot\fi}

```

## 9.50 Auxiliary commands for printing parttocs

```

\@dottedtocline The following auxiliary commands are used in the printing of parttocs. Note that \l@xpart
\l@xpart uses a huge depth to inhibit the printing of its contents line (except if you cheat). These
\l@pchapter commands are similar to \l@section, only the arguments have been altered:
\l@psect
\pchapter 1581 \def\l@xpart{\@dottedtocline{\@M}{1.0em}{2.3em}}
\psect 1582 \def\l@pchapter{\@dottedtocline{1}{1.0em}{2.3em}}
1583 \def\l@psect{\@dottedtocline{2}{1.0em}{2.3em}}
1584 \def\pchapter{pchapter}
1585 \def\psect{psect}

```

## 9.51 Patching the \part command, continued

```

\sv@part We patch both branches of the \part command: \@part (unstarred \part) and \@spart
\mtc@svpart (\part*). We add the incrementation of the ptc counter to both branches. In the unstarred
\@part branch, we add xpart entries in the TOC, the LOF and the LOT. In the starred branch, we
\addtocontents add a \partbegin line in the TOC. This command is just a marker and does nothing real
\sv@spart (\relax).
\ptc@spart
\@spart 1586 \let\sv@part\mtc@svpart
\stepcounter 1587 \def\@part[#1]#2{\sv@part[#1]{#2}\relax
\partbegin 1588 \addcontentsline{lof}{xpart}{#1}%
\partend 1589 \addcontentsline{lot}{xpart}{#1}%
1590 \addcontentsline{toc}{xpart}{#1}%
1591 \stepcounter{ptc}}
1592 \let\sv@spart\@spart
1593 \def\@spart{\stepcounter{ptc}\sv@spart}
1594 \let\ptc@spart\@spart
1595 \def\@spart{\addtocontents{toc}{\protect\partend}\ptc@spart}

```

```

1596 \def\@spart{\addtocontents{toc}{\protect\partbegin}\ptc@spart}
1597 \let\partend\relax
1598 \let\partbegin\relax

```

## 9.52 The \doparttoc command and its siblings

\doparttoc The \doparttoc command works like the \dominitoc command, \dopartlof like \dopartlof and \dopartlot like \dominilot.

\@doparttoc The \@doparttoc command extracts information from the .toc file and creates the .ptc(N) files (.ptc becomes .P on MS-DOS).

```

1599 \def\@doparttoc#1{%
1600   \makeatletter
1601   \setcounter{ptc}{0}%
1602   \PTC@next#1.toc\relax\}\setcounter{ptc}{0}}%

```

\@dopartlof The \@dopartlof command extracts information from the .lof file and creates the .plf(N) files (.plf becomes .G on MS-DOS).

```

1603 \def\@dopartlof#1{%
1604   \makeatletter
1605   \setcounter{ptc}{0}%
1606   \PLF@next#1.lof\relax\}\setcounter{ptc}{0}}%

```

\@dopartlot The \@dopartlot command extracts information from the .lot file and creates the .plt(N) files (.plt becomes .U on MS-DOS).

```

1607 \def\@dopartlot#1{%
1608   \makeatletter
1609   \setcounter{ptc}{0}%
1610   \PLT@next#1.lot\relax\}\setcounter{ptc}{0}}%

```

\doparttoc We define the user macros, who detect the optional argument:

```

\dopartlof
\dopartlot
1611 \def\doparttoc{\@ifnextchar[{\doparttoc@}{\doparttoc@[1]}}
1612 \def\dopartlof{\@ifnextchar[{\dopartlof@}{\dopartlof@[1]}}
1613 \def\dopartlot{\@ifnextchar[{\dopartlot@}{\dopartlot@[1]}}

```

`\doparttoc@` We treat the optional argument of `\doparttoc` (it becomes the default position for titles of  
`\if@mtc@hints@` parttocs) and flag this macro as used; a hint detects any spurious invocation.  
`\if@doparttoc@used@`  
`\@mtc@hints@given@true` 1614 `\def\doparttoc@[#1]{%`  
`\df@ptitc` 1615 `\if@mtc@hints@`  
`\e@pti` 1616 `\if@doparttoc@used@`  
`\n@pti` 1617 `\mtcPackageInfo[<I0045>]{minitoc(hints)}%`  
`\c@pti` 1618 `{The \string\doparttoc \space command`  
`\l@pti` 1619 `\MessageBreak`  
`\r@pti` 1620 `has been invoked more than once`  
1621 `\MessageBreak}`  
1622 `\global\@mtc@hints@given@true`  
1623 `\fi`  
1624 `\fi`  
1625 `\global\@doparttoc@used@true`  
1626 `\if #1e\let\df@ptitc\e@pti%`  
1627 `\else\if #1n\let\df@ptitc\n@pti%`  
1628 `\else\if #1c\let\df@ptitc\c@pti%`  
1629 `\else\if #1l\let\df@ptitc\l@pti%`  
1630 `\else\if #1r\let\df@ptitc\r@pti%`  
1631 `\fi\fi\fi\fi\fi%`  
1632 `\@@doparttoc}`

`\dopartlof@` We treat the optional argument of `\dopartlof` (it becomes the default position for titles of  
`\if@dopartlof@used@` partlofs) and flag this macro as used, a hint detects any spurious invocation.  
`\if@mtc@hints@`  
`\@mtc@hints@given@true` 1633 `\def\dopartlof@[#1]{%`  
`\df@ptilf` 1634 `\if@mtc@hints@`  
`\e@pti` 1635 `\if@dopartlof@used@`  
`\n@pti` 1636 `\mtcPackageInfo[<I0045>]{minitoc(hints)}%`  
`\c@pti` 1637 `{The \string\dopartlof \space command`  
`\l@pti` 1638 `\MessageBreak`  
`\r@pti` 1639 `has been invoked more than once`  
1640 `\MessageBreak}`  
1641 `\global\@mtc@hints@given@true`  
1642 `\fi`  
1643 `\fi`  
1644 `\global\@dopartlof@used@true`  
1645 `\if #1e\let\df@ptilf\e@pti%`  
1646 `\else\if #1n\let\df@ptilf\n@pti%`  
1647 `\else\if #1c\let\df@ptilf\c@pti%`  
1648 `\else\if #1l\let\df@ptilf\l@pti%`  
1649 `\else\if #1r\let\df@ptilf\r@pti%`  
1650 `\fi\fi\fi\fi\fi%`  
1651 `\@@dopartlof}`

`\dopartlot@` We treat the optional argument of `\dopartlot` (it becomes the default position for titles of  
`\if@mtc@hints@` partlofs) and flag this macro as used; a hint detects any spurious invocation.  
`\@mtc@hints@given@true`  
`\if@dopartlot@used@` 1652 `\def\dopartlot@[#1]{%`  
`\df@ptilt`  
`\e@pti`  
`\n@pti`  
`\c@pti`  
`\l@pti`  
`\r@pti`



```

1653 \if@mtc@hints@
1654   \if@dopartlot@used@
1655     \mtcPackageInfo[<I0045>]{minitoc(hints)}%
1656       {The \string\dopartlot \space command
1657         \MessageBreak
1658         has been invoked more than once
1659         \MessageBreak}
1660   \global\@mtc@hints@given@true
1661   \fi
1662 \fi
1663 \global\@dopartlot@used@true
1664 \if #1e\let\df@ptilt\e@pti%
1665 \else\if #1n\let\df@ptilt\n@pti%
1666 \else\if #1c\let\df@ptilt\c@pti%
1667 \else\if #1l\let\df@ptilt\l@pti%
1668 \else\if #1r\let\df@ptilt\r@pti%
1669 \fi\fi\fi\fi\fi%
1670 \@@dopartlot}

```

\@@doparttoc These macros invoke the \dopart... commands to create the mini-table file, then close the  
 \@@dopartlof file descriptor.

```

\@@dopartlot
  \tf@mtc 1671 \def\@@doparttoc{\@doparttoc{\jobname}\immediate\closeout\tf@mtc}
          1672 \def\@@dopartlof{\@dopartlof{\jobname}\immediate\closeout\tf@mtc}
          1673 \def\@@dopartlot{\@dopartlot{\jobname}\immediate\closeout\tf@mtc}

```

### 9.52.1 Processing macros for the parttocs

\PTC@next Processing the next entry in the list and remove it from the head of the list:

```

\PTC@list
\PTC@loop 1674 \def\PTC@next#1\relax#2\{\%
          1675   \edef\PTC@list{#2}%
          1676   \PTC@loop{#1}}

```

\PTC@toc Check if the list is empty:

```

\PTC@list
\PTC@explist 1677 \def\PTC@toc{%
          1678   \ifx\PTC@list\empty\else\expandafter\PTC@explist\fi}

```

\PTC@contentsline The macro \PTC@contentsline analyses the lines read from the TOC file and detects inter-  
 \part esting keywords. If \part is found, the ptc counter is incremented and a new partlof file is  
 \theptc created.

\tf@mtc

\ptcname 1679 \def\PTC@contentsline#1#2#3#4{% %%HO/DV: 4 instead of 3 parameters

\MTC@WriteContentsLine 1680 \expandafter\ifx\csname #1\endcsname\part

```

1681 \stepcounter{ptc}%
1682 \if@longextensions@
1683   \mtcPackageInfo[<I0033>]{minitoc}%
1684   {Writing\space\jobname.ptc\theptc\@gobble}%
1685   \def\ptcname{\jobname.ptc\theptc}%
1686 \else
1687   \mtcPackageInfo[<I0033>]{minitoc}%
1688   {Writing\space\jobname.P\theptc\@gobble}%
1689   \def\ptcname{\jobname.P\theptc}%
1690 \fi
1691 \immediate\closeout\tf@mtc
1692 \immediate\openout\tf@mtc=\ptcname
1693 \fi
1694 \expandafter\ifx\csname #1\endcsname\starpart\relax
1695   \stepcounter{ptc}%

```

\if@longextensions@ We test if long or short extensions are used, to build the name of the mini-table file, then open it:  
 \ptcname

```

1696 \if@longextensions@
1697   \mtcPackageInfo[<I0033>]{minitoc}%
1698   {Writing\space\jobname.ptc\theptc}%
1699   \def\ptcname{\jobname.ptc\theptc}%
1700 \else
1701   \mtcPackageInfo[<I0033>]{minitoc}%
1702   {Writing\space\jobname.P\theptc}%
1703   \def\ptcname{\jobname.P\theptc}%
1704 \fi
1705 \immediate\closeout\tf@mtc
1706 \immediate\openout\tf@mtc=\ptcname
1707 \fi

```

\mtc@toks The token register \mtc@toks is used to pass the entry to \MTC@WriteContentsline:

```

1708 \mtc@toks{\noexpand\leavevmode #2}%

```

\MTC@WriteContentsline Now, we filter the relevant contents lines; this code extracts and writes info for chapters, sections, etc.:

```

\chapter
\pchapter
\section 1709 \expandafter\ifx\csname #1\endcsname\chapter
\coffee 1710 \MTC@WriteContentsline{#1}{ptcC}{#3}{#4}%
\subsection 1711 \fi
\subsubsection 1712 \expandafter\ifx\csname #1\endcsname\pchapter
\paragraph 1713 \MTC@WriteContentsline{#1}{ptcC}{#3}{#4}%
\subparagraph 1714 \fi
1715 \expandafter\ifx\csname #1\endcsname\section
1716 \MTC@WriteContentsline{#1}{ptcS}{#3}{#4}%
1717 \fi

```

```

1718 \expandafter\ifx\csname #1\endcsname\coffee
1719 \MTC@WriteCoffeeline{#1}{#3}%
1720 \fi
1721 \expandafter\ifx\csname #1\endcsname\subsection
1722 \MTC@WriteContentsline{#1}{ptcSS}{#3}{#4}%
1723 \fi
1724 \expandafter\ifx\csname #1\endcsname\subsubsection
1725 \MTC@WriteContentsline{#1}{ptcSSS}{#3}{#4}%
1726 \fi
1727 \expandafter\ifx\csname #1\endcsname\paragraph
1728 \MTC@WriteContentsline{#1}{ptcP}{#3}{#4}%
1729 \fi
1730 \expandafter\ifx\csname #1\endcsname\subparagraph
1731 \MTC@WriteContentsline{#1}{ptcSP}{#3}{#4}%
1732 \fi

```

\MTC@WriteContentsline And for the starred sectionning commands:

```

\starchapter
\starsection 1733 \expandafter\ifx\csname #1\endcsname\starchapter
\starsubsection 1734 %%H0: the following line should be disabled: \stepcounter{ptc}%
\starsubsubsection 1735 \MTC@WriteContentsline{#1}{ptcC}{#3}{#4}%
\starparagraph 1736 \fi
\starsubparagraph 1737 \expandafter\ifx\csname #1\endcsname\starsection
1738 \MTC@WriteContentsline{#1}{ptcS}{#3}{#4}%
1739 \fi
1740 \expandafter\ifx\csname #1\endcsname\starsubsection
1741 \MTC@WriteContentsline{#1}{ptcSS}{#3}{#4}%
1742 \fi
1743 \expandafter\ifx\csname #1\endcsname\starsubsubsection
1744 \MTC@WriteContentsline{#1}{ptcSSS}{#3}{#4}%
1745 \fi
1746 \expandafter\ifx\csname #1\endcsname\starparagraph
1747 \MTC@WriteContentsline{#1}{ptcP}{#3}{#4}%
1748 \fi
1749 \expandafter\ifx\csname #1\endcsname\starsubparagraph
1750 \MTC@WriteContentsline{#1}{ptcSP}{#3}{#4}%
1751 \fi
1752 }

```

\PTC@explist The loop to read the lines of the TOC file; expands the list of entries and call \PTC@next to process the first one:

```

\PTC@next
\PTC@list
1753 \def\PTC@explist{\expandafter\PTC@next\PTC@list\}

```

\PTC@loop If an entry is found, loop through line by line, looking for interesting entries. Otherwise, process the next entry in the list.

```

\PTC@toc
\PTC@read
1754 \def\PTC@loop#1{\openin\@inputcheck#1\relax

```

```

1755 \ifEOF\@inputcheck
1756 \mtcPackageWarning[<W0013>]{minitoc}%
1757 {No file #1
1758 \MessageBreak
1759 PARTTOCS NOT PREPARED}%
1760 \expandafter\PTC@toc
1761 \else
1762 \mtcPackageInfo[<I0025>]{minitoc}%
1763 {PREPARING PARTTOCS FROM #1}%
1764 \expandafter\PTC@read\fi}

```

\PTC@read Read the next entry of the .toc file.

\PTC@line

```

1765 \def\PTC@read{%
1766 \read\@inputcheck to\PTC@line

```

\PTC@test The . . . . . make sure that \PTC@test has enough arguments:

\PTC@line

```

1767 \expandafter\PTC@test\PTC@line. . . . \PTC% %%H0: . added
1768 }%

```

\PTC@test The \PTC@test macro finds the “interesting” commands in the TOC file, mainly to delimit parts:

```

1769 %%H0/BJ: now patch \PTC@test,
1770 %%H0/BJ: call \PTC@contentsline with 4 instead of 3 parameters

```

\PTC@contentsline Look at the first token of the line. If it is an interesting entry, process it. If it is \@input, add the file to the list. Otherwise ignore. Go around the loop if not at end of file. Finally process the next file in the list.

\PTC@list

\PTC@toc

\PTC@read 1771 \long\def\PTC@test#1#2#3#4#5#6\PTC@{% %%H0: #6 added

\partend

```

1772 \ifx#1\contentsline
1773 \let\mtc@string\string
1774 \PTC@contentsline{#2}{#3}{#4}{#5}%
1775 %%H0/DV: 4 instead of 3 parameters
1776 \let\mtc@string\relax
1777 \else\ifx#1\@input
1778 \edef\PTC@list{\PTC@list#2\relax}%
1779 \else\ifx#1\partend
1780 \immediate\closeout\tf@mtc
1781 \immediate\openout\tf@mtc=\jobname.mtc
1782 \else\ifx#1\partbegin
1783 \addtocounter{ptc}{-1}%
1784 \fi\fi\fi\fi
1785 \ifEOF\@inputcheck\expandafter\PTC@toc
1786 \else\expandafter\PTC@read\fi}%

```

### 9.52.2 Processing macros for the partlofs

`\PLF@next` Processing the next entry in the list and remove it from the head of the list:

`\PLF@list`

```
\PLF@loop 1787 \def\PLF@next#1\relax#2\{\%
1788 \edef\PLF@list{#2}%
1789 \PLF@loop{#1}}
```

`\PLF@lof` Check if the list is empty:

`\PLF@list`

```
\PLF@explist 1790 \def\PLF@lof{%
1791 \ifx\PLF@list@empty\else\expandafter\PLF@explist\fi}
```

`\PLF@contentsline` The macro `\PLF@contentsline` analyses the lines read from the LOF file and detects interesting keywords. If `\part` is found, the `ptc` counter is incremented and a new partlof file is created.

`\tf@mtc`

```
\plfname 1792 \def\PLF@contentsline#1#2#3#4{% %%HO: #4 added
```

```
\PLF@WriteContentsLine 1793 \expandafter\ifx\csname #1\endcsname\xpart
1794 \stepcounter{ptc}%
```

`\if@longextensions@` We test if long or short extensions are used, to build the name of the mini-table file, then open it:

`\plfname`

```
1795 \if@longextensions@
1796 \mtcPackageInfo[<I0033>]{minitoc}%
1797 {Writing\space\jobname.plf\theptc}%
1798 \def\plfname{\jobname.plf\theptc}%
1799 \else
1800 \mtcPackageInfo[<I0033>]{minitoc}%
1801 {Writing\space\jobname.G\theptc}%
1802 \def\plfname{\jobname.G\theptc}%
1803 \fi
1804 \immediate\closeout\tf@mtc
1805 \immediate\openout\tf@mtc=\plfname
1806 \fi
```

`\mtc@toks` The token register `\mtc@toks` is used to pass the entry to `\MTC@WriteContentsline`:

`\figure` Now, we filter the relevant contents lines:

`\subfigure`

```
\mtc@toks 1807 \expandafter\ifx\csname #1\endcsname\figure
```

```
\MTC@WriteContentsline 1808 \mtc@toks{\noexpand\leavevmode#2}%
```

```

1809 \MTC@WriteContentsline{#1}{plf}{#3}{#4}%
1810 \fi
1811 \expandafter\ifx\csname #1\endcsname\subfigure
1812 \mtc@toks{\noexpand\leavevmode#2}%
1813 \MTC@WriteContentsline{#1}{plfS}{#3}{#4}%
1814 \fi
1815 }

```

\PLF@explist The loop to read the lines of the LOF file; expands the list of entries and call \PLF@next to process the first one:

\PLF@list

```

1816 \def\PLF@explist{\expandafter\PLF@next\PLF@list\}

```

\PLF@loop If an entry is found, loop through line by line, looking for interesting entries. Otherwise, \PLF@lof process the next entry in the list.

\PLF@read

```

1817 \def\PLF@loop#1{\openin\@inputcheck#1\relax
1818 \ifeof\@inputcheck
1819 \mtcPackageWarning[<W0011>]{minitoc}%
1820 {No file #1
1821 \MessageBreak
1822 PARTLOFS NOT PREPARED}%
1823 \expandafter\PLF@lof
1824 \else
1825 \mtcPackageInfo[<I0035>]{minitoc}%
1826 {PREPARING PARTLOFS FROM #1}%
1827 \expandafter\PLF@read\fi}

```

\PLF@read Read the next entry of the .lof file.

\PLF@line

```

1828 \def\PLF@read{%
1829 \read\@inputcheck to\PLF@line

```

\PLF@test The ..... make sure that \PLF@test has enough arguments:

\PLF@line

```

1830 \expandafter\PLF@test\PLF@line.....\PLF@% %%H0: . added
1831 }%

```

\PLF@test The \PLF@test macro finds the “interesting” commands in the LOF file, mainly to delimit parts:

```

1832 %%H0/BJ: now patch \PLF@test,
1833 %%H0/BJ: call \PLF@contentsline with 4 instead of 3 parameters

```

```

\PLF@contentsline Look at the first token of the line. If it is an interesting entry, process it. If it is \@input, add
\mtc@string the file to the list. Otherwise ignore. Go around the loop if not at end of file. Finally process
\PLF@list the next file in the list.
\PLF@lof
\PLF@read 1834 \long\def\PLF@test#1#2#3#4#5#6\PLF@{% %%H0: #6 added
\partend 1835 \ifx#1\contentsline
1836 \let\mtc@string\string
1837 \PLF@contentsline{#2}{#3}{#4}{#5}% %%H0: #4 added
1838 \let\mtc@string\relax
1839 \else\ifx#1\@input
1840 \edef\PLF@list{\PLF@list#2\relax}%
1841 \else\ifx#1\partend
1842 \immediate\closeout\tf@mtc
1843 \immediate\openout\tf@mtc=\jobname.mtc
1844 \else\ifx#1\partbegin
1845 \addtocounter{ptc}{-1}%
1846 \fi\fi\fi\fi
1847 \ifeof\@inputcheck\expandafter\PLF@lof
1848 \else\expandafter\PLF@read\fi}%

```

### 9.52.3 Processing macros for the partlots

\PLT@next Processing the next entry in the list and remove it from the head of the list:

```

\PLT@list
\PLT@loop 1849 \def\PLT@next#1\relax#2\{\%
1850 \edef\PLT@list{#2}%
1851 \PLT@loop{#1}}

```

\PLT@lot Check if the list is empty:

```

\PLT@list
\PLT@explist 1852 \def\PLT@lot{%
1853 \ifx\PLT@list\@empty\else\expandafter\PLT@explist\fi}

```

\PLT@contentsline The macro \PLT@contentsline analyses the lines read from the LOT file and detects interesting keywords. If \part is found, the ptc counter is incremented and a new partlot file is created.

```

\part
\theptc
\tf@mtc
\pltname 1854 \def\PLT@contentsline#1#2#3#4{% %%H0: #4 added
\PLT@WriteContentsLine 1855 \expandafter\ifx\csname #1\endcsname\part
1856 \stepcounter{ptc}%

```

`\if@longextensions@` We test if long or short extensions are used, to build the name of the mini-table file, then open  
`\pltname` it:

```

1857 \if@longextensions@%
1858 \mtcPackageInfo[<I0033>]{minitoc}%
1859 {Writing\space\jobname.plt\theptc}%
1860 \def\pltname{\jobname.plt\theptc}%
1861 \else
1862 \mtcPackageInfo[<I0033>]{minitoc}%
1863 {Writing\space\jobname.U\theptc}%
1864 \def\pltname{\jobname.U\theptc}%
1865 \fi
1866 \immediate\closeout\tf@mtc
1867 \immediate\openout\tf@mtc=\pltname
1868 \fi

```

`\mtc@toks` The token register `\mtc@toks` is used to pass the entry to `\MTC@WriteContentsline`:

```

\table Now, we filter the relevant contents lines:
\subtable
\mtc@toks 1869 \expandafter\ifx\csname #1\endcsname\table
\MTC@WriteContentsline 1870 \mtc@toks{\noexpand\leavevmode#2}%
1871 \MTC@WriteContentsline{#1}{plt}{#3}{#4}%
1872 \fi
1873 \expandafter\ifx\csname #1\endcsname\subtable
1874 \mtc@toks{\noexpand\leavevmode#2}%
1875 \MTC@WriteContentsline{#1}{pltS}{#3}{#4}%
1876 \fi
1877 }

```

`\PLT@explist` The loop to read the lines of the LOT file; expands the list of entries and call `\PLT@next` to  
`\PLT@next` process the first one:  
`\PLT@list`

```

1878 \def\PLT@explist{\expandafter\PLT@next\PLT@list\}

```

`\PLT@loop` If an entry is found, loop through line by line, looking for interesting entries. Otherwise,  
`\PLT@lot` process the next entry in the list.

`\PLT@read`

```

1879 \def\PLT@loop#1{\openin\@inputcheck#1\relax
1880 \ifeof\@inputcheck
1881 \mtcPackageWarning[<W0012>]{minitoc}%
1882 {No file #1
1883 \MessageBreak
1884 PARTLOTS NOT PREPARED}%
1885 \expandafter\PLT@lot
1886 \else

```



```

1887 \mtcPackageInfo[<I0038>]{minitoc}%
1888 {PREPARING PARTLOTS FROM #1}%
1889 \expandafter\PLT@read\fi}

```

\PLT@read Read the next entry of the .lot file.

```

\PLT@line
1890 \def\PLT@read{%
1891 \read\@inputcheck to\PLT@line

```

\PLT@test The ..... make sure that \PLT@test has enough arguments:

```

\PLT@line
1892 \expandafter\PLT@test\PLT@line.....\PLT@% %%H0: . added
1893 }%

```

\PLT@test The \PLT@test macro finds the “interesting” commands in the LOT file, mainly to delimit parts:

```

1894 %%H0/BJ: now patch \PLT@test,
1895 %%H0/BJ: call \PLT@contentsline with 4 instead of 3 parameters

```

\PLT@contentsline Look at the first token of the line. If it is an interesting entry, process it. If it is \@input, add the file to the list. Otherwise ignore. Go around the loop if not at end of file. Finally process the next file in the list.

```

\PLT@list
\PLT@lot
\PLT@read 1896 \long\def\PLT@test#1#2#3#4#5#6\PLT@{% %%H0: #6 added
\partend 1897 \ifx#1\contentsline
1898 \let\mtc@string\string
1899 \PLT@contentsline{#2}{#3}{#4}{#5}% %%H0: #4 added
1900 \let\mtc@string\relax
1901 \else\ifx#1\@input
1902 \edef\PLT@list{\PLT@list#2\relax}%
1903 \else\ifx#1\partend
1904 \immediate\closeout\tf@mtc
1905 \immediate\openout\tf@mtc=\jobname.mtc
1906 \else\ifx#1\partbegin
1907 \addtocounter{ptc}{-1}%
1908 \fi\fi\fi\fi
1909 \ifeof\@inputcheck\expandafter\PLT@lot
1910 \else\expandafter\PLT@read\fi}%

```

End of the part level stuff (begun in section 9.45 on page 297):

```

1911 }%

```

### 9.53 Depth counters for sectlofs and sectlots

`\AtBeginDocument` If the counters `lofdepth` and `lotdepth` are defined, we create new counters for the depths of the corresponding mini-tables: `sectlofdepth` and `sectlotdepth`. These counters are initialised to 2. This is done after the loading of the packages, in an `\AtBeginDocument` block:

```

1912 \AtBeginDocument{%
1913   \@ifundefined{c@lofdepth}{}%
1914   {\newcounter{sectlofdepth}\setcounter{sectlofdepth}{2}}%
1915   \@ifundefined{c@lotdepth}{}%
1916   {\newcounter{sectlotdepth}\setcounter{sectlotdepth}{2}}%
1917 }
```

### 9.54 Section-level commands

`\if@mtc@chapter@undef@` The section-level commands are defined only if `\chapter` is *not* defined, hence in article-like document classes, and only if `\section` is defined:

```

1918 \if@mtc@chapter@undef@
1919 \if@mtc@section@def@
```

`\firstsectionis` We define the obsolete command `\firstsectionis` (with its harmless warning), the counter `stc` of `secttocs`, the `\adjuststc`, `\decrementstc` and `\incrementstc` commands, the depth counter `secttocdepth` and its default value 2 (to include at least the subsections), the horizontal rule `\stc@rule` (rule before/after `secttoc`/`sectlof`/`sectlot`), the indentation (both sides) `\stcindent` for the `secttocs` (with its default values).

```

\columnwidth 1920 \def\firstsectionis#1%
1921   {\mtcPackageWarning[<W0005>]{minitoc}%
1922    {\string\firstsectionis \space is an obsolete
1923     \MessageBreak
1924     command}%
1925    \@firstsectionis@used@true}
1926 \newcounter{stc}\setcounter{stc}{0}%
1927 \newcommand{\adjuststc}[1][1]{\addtocounter{stc}{#1}}%
1928 \def\decrementstc{\addtocounter{stc}{-1}}%
1929 \def\incrementstc{\addtocounter{stc}{+1}}%
1930 \newcounter{secttocdepth}\setcounter{secttocdepth}{2}%
1931 \def\stc@rule{\rule[3\p@]{\columnwidth}{.4\p@}\vspace*{2.6\p@}}%
1932 \newlength\stcindent \stcindent=24\p@
```

## 9.55 Fonts commands for secttocs and co.

```

\stcfont  We define the fonts commands for the secttocs, sectlofs and sectlots and their titles:
\stcSSfont
\stcSSSfont 1933 \def\stcfont{\small\rmfamily\upshape\mdseries} % secttoc
\stcPfont 1934 \def\stcSSfont{\small\rmfamily\upshape\bfseries} % (subsections)
\stcSPfont 1935 \let\stcSSfont\stcfont % (subsubsections)
\slffont 1936 \let\stcPfont\stcfont % (paragraphs)
\slfSfont 1937 \let\stcSPfont\stcfont % (subparagraphs)
\sltfont 1938 \let\slffont\stcfont % sectlof (figures)
\sltSfont 1939 \let\slfSfont\stcfont % sectlof (subfigures)
\stifont 1940 \let\sltfont\stcfont % sectlot (tables)
1941 \let\sltSfont\stcfont % sectlot (subtables)
1942 \def\stifont{\large\rmfamily\upshape\bfseries} % titles

```

## 9.56 Internal macros for title positionning

Some internal macros for title positionning, from the optional arguments of `\dosecttoc` and `\secttoc` commands (and siblings):

```

\l@sti Centering, flushleft, flushright or empty titles (with a vertical correction for empty titles, from
\c@sti Frank MITTELBACH):
\r@sti
\l@sti 1943 \def\c@sti#1{\null\hfill #1\hfill\null}
\l@sti 1944 \def\l@sti#1{\null #1\hfill\null}
1945 \def\r@sti#1{\null\hfill #1\hfill}
1946 \def\l@sti#1{\vspace{-\baselineskip}}
1947 \def\r@sti#1{\vspace{-\baselineskip}}

\do@stic By default, titles are flushleft.
\df@stic
\do@stilf 1948 \let\do@stic\l@sti
\df@stilf 1949 \let\df@stic\l@sti
\do@stilt 1950 \let\do@stilf\l@sti
\df@stilt 1951 \let\df@stilf\l@sti
\l@sti 1952 \let\do@stilt\l@sti
1953 \let\df@stilt\l@sti

```

## 9.57 The `stc@verse` environment

`stc@verse` The `stc@verse` environment is a very simple list environment, analog to the standard `verse` environment. Some formatting parameters are adjusted. The `tight/loose` and `\ifktightmtc` `k-tight/k-loose` package options are honored.

```

1954 \def\stc@verse{\let\=\@centercr
1955 \list{}\itemsep\z@
1956 \itemindent \z@
1957 \listparindent \itemindent
1958 \partopsep \z@
1959 \iftightmtc \parsep \z@ \fi
1960 \ifktightmtc \parskip \z@ \fi
1961 \topsep 1ex %% 20060731 was \z@
1962 \leftmargin\stcindent
1963 \rightmargin\leftmargin}\item[]}
1964 \def\endstc@verse{\nopagebreak[4]\endlist}

```

## 9.58 The `\secttoc`, `\sectlof`, and `\sectlot` commands

These three commands are very similar.

### 9.58.1 The `\secttoc` command

`\secttoc` The `\secttoc` command must be used after `\section` if you need a `secttoc` (no automatic `secttoc`). Its code is similar to the code of `\minitoc` (but simpler). First, `\secttoc` detects the presence of its optional argument, and uses its default value, `d`, if it is missing. Then, `\secttoc@` is called with the effective position as argument:

```

1965 \def\secttoc{\ifnextchar[{\secttoc@}{\secttoc@d}}

```

`\secttoc@` The `\secttoc@` macro does the real work. It first sets the flag `\if@secttoc@used@` (for a consistence hint) and checks if long extensions are used or not (to create the name of the `secttoc` file):

```

\@tocfile
\thestc 1966 \def\secttoc@[#1]{%
1967 \global\@secttoc@used@true
1968 \if@longextensions@%
1969 \def\@tocfile{stc\thestc}%
1970 \else
1971 \def\@tocfile{S\thestc}%
1972 \fi

```

`\mtc@CkFile` Then, we check the presence and the emptiness of the secttoc file and give a warning if it is  
`\if@mtc@FE` not here or is empty:  
`\@tocfile`

```

1973      \mtc@CkFile{\jobname.\@tocfile}
1974      \if@mtc@FE
1975      \mtcPackageInfo[<I0006>]{minitoc}%
1976          {\jobname.\@tocfile\space is empty}
1977      \@mtc@empty@secttoc@true
1978      \else

```

`\beforesecttoc` If the secttoc file is present and not empty, we can insert it, but we must add some presentation  
`\thispagesecttocstyle` code: first, `\beforesecttoc`, of course, and the page style feature:

```

1979      \beforesecttoc
1980      \thispagesecttocstyle

```

`\do@stitle` We begin a `samepage` environment, then treat the positionning argument. If the title is empty,  
`\e@sti` we simulate the “e” positionning.

```

\do@stitle
\do@sti
\do@nsti
\do@csti 1981 %      \mtc@markboth{\MakeUppercase{\stctitle}}{\MakeUppercase{\stctitle}}%
\do@lsti 1982      \relax\begin{samepage}%
\do@rsti 1983      \if #1e\let\do@stitle\do@sti
\do@dfsti 1984      \else\if #1n\let\do@stitle\do@nsti
\mtc@CkStr 1985      \else\if #1c\let\do@stitle\do@csti
\stctitle 1986      \else\if #1l\let\do@stitle\do@lsti
\if@mtc@FE 1987      \else\if #1r\let\do@stitle\do@rsti
samepage 1988      \else\if #1d\let\do@stitle\do@dfsti
1989      \fi\fi\fi\fi\fi
1990      \mtc@CkStr{\stctitle}\if@mtc@FE \let\do@stitle\do@sti\relax\fi

```

`\raggedright` We adjust some formatting parameters and avoid a page break between the title and the secttoc,  
`\parskip` then we set the font:  
`\stcfont`

```

1991      \raggedright
1992      \parskip=\z@%
1993      \reset@font\stcfont%
1994      \parindent=\z@%
1995      \nolink{4}%

```

`\stc@rule` The secttoc title is set in a `tabular` environment (to inhibit a page break between the title and  
`tabular` the top rule), with a rule at its bottom if necessary. This rule is an `\hline`. It is the top rule of  
`\columnwidth` the secttoc.

```

\stcfont
\do@stitle 1996      \kern-0.8\baselineskip\nolink{4}%
\mtc@v 1997      \par\noindent
\stctitle
\hline

```

```

1998      \nopagebreak[4]%
1999      \ifx\stc@rule\relax
2000      \begin{tabular}{@{}p{\columnwidth}@{}}
2001      \reset@font\stifont\do@stitle{\mtc@v\stctitle}\\
2002      \end{tabular}%
2003      \else
2004      \begin{tabular}{@{}p{\columnwidth}@{}}
2005      \reset@font\stifont\do@stitle{\mtc@v\stctitle}\\\hline
2006      \end{tabular}%
2007      \fi

```

\mtc@zrule Then, we adjust the position under the top rule and set the indentation and some formatting parameters:  
 \mtc@BBR  
 \stcindent

```

2008      \nopagebreak[4]\null\leavevmode\mtc@zrule\\\mtc@BBR
2009      \leftmargin\stcindent
2010      \rightmargin\stcindent
2011      \itemindent=\z@\labelwidth=\z@%
2012      \labelsep=\z@\listparindent=\z@%

```

stc@verse We enter in a stc@verse environment to format the secttoc. The toc depth is forced (locally) to secttocdepth. A little trick is necessary to adjust the position.  
 \c@tocdepth  
 \c@secttocdepth  
 \mtc@BBR 2013 \begin{stc@verse}\c@tocdepth=\c@secttocdepth%  
 2014 \leavevmode\\\mtc@BBR\vskip -.5\baselineskip

\stc@pgno If the contents lines must have no numbers, we replace the macro \@dottedtocline with its undotted version. A hook is added, and the formatting settings coming from \mtcsetformat are activated via \stc@setform. Then the secttoc file is inserted, followed by a strut, and the \mtc@hook@beforeinputfile stc@verse environment is terminated.  
 \stc@setform  
 \@tocfile 2015 \begin{group}  
 \mtc@strut 2016 \makeatletter  
 stc@verse 2017 \stc@setform%  
 2018 \@ifundefined{stc@pgno}%  
 2019 {\let\@dottedtocline\undottedtocline}{  
 2020 \@filesfalse\mtc@hook@beforeinputfile  
 2021 \stc@setform%  
 2022 \@input{\jobname.\@tocfile}  
 2023 \vspace{-1ex} \vspace{-.5\baselineskip}  
 2024 \leavevmode\mtc@strut  
 2025 \global\@nbreakfalse\endgroup  
 2026 \end{stc@verse}%

```

\stc@rule The final part is just to add the bottom rule, if necessary, a possible page break and
\mtc@zrule \aftersecttoc.
samepage
\aftersecttoc 2027 \kernaftersecttoc
2028 \nopagebreak[4]\stc@rule\null\leavevmode\\%
2029 \vskip-1.0\baselineskip\mtc@zrule\end{samepage}%
2030 \par\pagebreak[1]\vspace*{-1ex}\aftersecttoc\fi}%

```

### 9.58.2 The \sectlof command

`\sectlof` The `\sectlof` command must be used after `\section` if you need a sectlof (no automatic sectlof). Its code is similar to the code of `\minilof` (but simpler). First, `\sectlof` detects the presence of its optional argument, and uses its default value, `d`, if it is missing. Then, `\sectlof@` is called with the effective position as argument:

```
2031 \def\sectlof{\ifnextchar[{\sectlof@}{\sectlof@d]}}
```

`\sectlof@` The `\sectlof@` macro does the real work. It first sets the flag `\if@sectlof@used@` (for a consistence hint) and checks if long extensions are used or not (to create the name of the sectlof file):

```

\if@sectlof@used@
\if@longextensions@
\@tocfile
\thestc 2032 \def\sectlof@[#1]{%
2033 \global\@sectlof@used@true
2034 \if@longextensions@%
2035 \def\@tocfile{\slf\thestc}%
2036 \else
2037 \def\@tocfile{H\thestc}%
2038 \fi

```

`\mtc@CkFile` Then, we check the presence and the emptiness of the sectlof file and give a warning if it is not here or is empty:

```

\@tocfile
2039 \mtc@CkFile{\jobname.\@tocfile}
2040 \if@mtc@FE
2041 \mtcPackageInfo[<I0006>]{minitoc}%
2042 {\jobname.\@tocfile\space is empty}
2043 \@mtc@empty@sectlof@true
2044 \else

```

`\beforesectlof` If the sectlof file is present and not empty, we can insert it, but we must add some presentation code: first, `\beforesectlof`, of course, and the page style feature:

```

2045 \thispagesectlofstyle
2046 %% \mtc@markboth{\MakeUppercase{\slftitle}}{\MakeUppercase{\slftitle}}%
2047 \beforesectlof

```

```

\do@stilf We begin a samepage environment, then treat the positionning argument. If the title is empty,
  \e@sti we simulate the “e” positionning.
  \n@sti
  \c@sti 2048      \relax\begin{samepage}%
  \l@sti 2049      \if #1e\let\do@stilf\e@sti
  \r@sti 2050      \else\if #1n\let\do@stilf\n@sti
  \df@sti 2051      \else\if #1c\let\do@stilf\c@sti
\mtc@CkStr 2052      \else\if #1l\let\do@stilf\l@sti
\slftitle 2053      \else\if #1r\let\do@stilf\r@sti
\if@mtc@FE 2054      \else\if #1d\let\do@stilf\df@stilf
  samepage 2055      \fi\fi\fi\fi\fi\fi
  2056      \mtc@CkStr{\slftitle}\if@mtc@FE \let\do@stilf\e@sti\relax\fi

\raggedright We adjust some formatting parameters and avoid a page break between the title and the sectlof,
  \parskip then we set the font:
  \slffont
  2057      \raggedright
  2058      \parskip=\z@%
  2059      \reset@font\slffont%
  2060      \parindent=\z@%
  2061      \nepagebreak[4]%

\slf@rule The sectlof title is set in a tabular environment (to inhibit a page break between the title and
  tabular the top rule), with a rule at its bottom if necessary. This rule is an \hline. It is the top rule of
  \stifont the sectlof.
\columnwidth
\do@stilf 2062      \kern-0.8\baselineskip\nepagebreak[4]%
  \mtc@v 2063      \par\noindent
\slftitle 2064      \ifx\slf@rule\relax
  \hline 2065      \begin{tabular}{@{}p{\columnwidth}@{}}
  2066      \reset@font\stifont\do@stilf{\mtc@v\slftitle}\\
  2067      \end{tabular}%
  2068      \else
  2069      \begin{tabular}{@{}p{\columnwidth}@{}}
  2070      \mtc@hstrut
  2071      \reset@font\stifont\do@stilf{\mtc@v\slftitle}\\\hline
  2072      \end{tabular}%
  2073      \fi

\mtc@zrule Then, we adjust the position under the top rule and set the indentation and some formatting
  \mtc@BBR parameters:
  \stcindent
  2074      \nepagebreak[4]\null\leavevmode\mtc@zrule\\\mtc@BBR
  2075      \leftmargin\stcindent
  2076      \rightmargin\stcindent
  2077      \itemindent=\z@\labelwidth=\z@%
  2078      \labelsep=\z@\listparindent=\z@%
```



`stc@verse` We enter in a `stc@verse` environment to format the `sectlof`. The toc depth is forced (locally) to `sectlofdepth`. A little trick is necessary to adjust the position.

`\c@tocdepth`

`\c@sectlofdepth`

```

\mtc@BBR 2079 \begin{stc@verse}%
2080 \ifundefined{c@lofdepth}%
2081 {}%
2082 {c@lofdepth=c@sectlofdepth
2083 \ifnumc@lofdepth<1\relaxc@lofdepth=1\fi}
2084 \leavevmode\\mtc@BBR\vskip -.5\baselineskip

```

`\slf@pgno` If the contents lines must have no numbers, we replace the macro `\@dottedtocline` with its undotted version. A hook is added, and the formatting settings coming from `\mtcsetformat` are activated via `\slf@setform`. Then the `sectlof` file is inserted, followed by a strut, and the `stc@verse` environment is terminated.

`\@dottedtocline`

`\@undottedtocline`

`\mtc@hook@beforeinputfile`

```

\slf@setform
\@tocfile 2085 \begingroup
\mtc@strut 2086 \makeatletter
stc@verse 2087 \ifundefined{slf@pgno}%
2088 {\let\@dottedtocline\@undottedtocline}{}
2089 \@filesfalse\mtc@hook@beforeinputfile
2090 \slf@setform%
2091 \@input{\jobname.\@tocfile}
2092 \global\@nobreakfalse\endgroup
2093 \end{stc@verse}%

```

`\stc@rule` The final part is just to add the bottom rule, if necessary, a possible page break and

`\mtc@zrule` `\aftersectlof`. The blank line (`\\`) is essential.

`samepage`

```

\aftersectlof 2094 \kernaftersectlof
2095 \nopagebreak[4]\slf@rule\null\leavevmode\\%
2096 \vskip-1.0\baselineskip\mtc@zrule\end{samepage}%
2097 \par\pagebreak[1]\vspace*{-1ex}\aftersectlof\fi}%

```

### 9.58.3 The `\sectlot` command

`\sectlot` The `\sectlot` command must be used after `\section` if you need a `sectlot` (no automatic `sectlot`). Its code is similar to the code of `\minilot` (but simpler). First, `\sectlot` detects the presence of its optional argument, and uses its default value, `d`, if it is missing. Then, `\sectlot@` is called with the effective position as argument:

`\sectlot@`

```

2098 \def\sectlot{\ifnextchar[{\sectlot@}{\sectlot@d}}

```

`\sectlot@` The `\sectlot@` macro does the real work. It first sets the flag `\if@sectlot@used@` (for a consistence hint) and checks if long extensions are used or not (to create the name of the sectlot file):

```

\if@sectlot@used@
\if@longextensions@
  \@tocfile
    \thestc 2099 \def\sectlot@[#1]{%
              2100 \global\@sectlot@used@true
              2101 \if@longextensions@%
              2102 \def\@tocfile{slt\thestc}%
              2103 \else
              2104 \def\@tocfile{I\thestc}%
              2105 \fi

```

`\mtc@CkFile` Then, we check the presence and the emptiness of the sectlot file and give a warning if it is not here or is empty:

```

\@tocfile
  2106      \mtc@CkFile{\jobname.\@tocfile}
  2107      \if@mtc@FE
  2108      \mtc@PackageInfo[<I00006>]{minitoc}%
  2109          {\jobname.\@tocfile\space is empty}
  2110      \@mtc@empty@sectlot@true
  2111      \else

```

`\beforesectlot` If the sectlot file is present and not empty, we can insert it, but we must add some presentation code: first, `\beforesectlot`, of course, and the page style feature:

```

  2112      \thispagesectlotstyle
  2113      %      \mtc@markboth{\MakeUppercase{\slttitle}}{\MakeUppercase{\slttitle}}%
  2114      \beforesectlot

```

`\do@stilt` We begin a `samepage` environment, then treat the positionning argument. If the title is empty, `\e@sti` we simulate the “e” positionning.

```

\@n@sti
\@c@sti 2115      \relax\begin{samepage}%
\@l@sti 2116      \if #1e\let\do@stilt\e@sti
\@r@sti 2117      \else\if #1n\let\do@stilt\n@sti
\@df@sti 2118      \else\if #1c\let\do@stilt\c@sti
\mtc@CkStr 2119      \else\if #1l\let\do@stilt\l@sti
\slttitle 2120      \else\if #1r\let\do@stilt\r@sti
\if@mtc@FE 2121      \else\if #1d\let\do@stilt\df@stilt
  2122      \fi\fi\fi\fi\fi
  samepage 2123      \mtc@CkStr{\slttitle}\if@mtc@FE \let\do@stilt\e@sti\relax\fi

```

`\raggedright` We adjust some formatting parameters and avoid a page break between the title and the sectlot, then we set the font:

```

\parskip
\sltfont

```

```

2124      \raggedright
2125      \parskip=\z@%
2126      \reset@font\sltfont%
2127      \parindent=\z@%
2128      \nopagebreak[4]%

```

`\stc@rule` The sectlot title is set in a tabular environment (to inhibit a page break between the title and the top rule), with a rule at its bottom if necessary. This rule is an `\hline`. It is the top rule of the sectlot.

```

\columnrule
\do@stilt 2129      \kern-0.8\baselineskip\nopagebreak[4]%
      \mtc@v 2130      \par\noindent
\sltttitle 2131      \ifx\slt@rule\relax
      \hline 2132      \begin{tabular}{@{}p{\columnwidth}@{}}
2133      \reset@font\stifont\do@stilt{\mtc@v\sltttitle}\\
2134      \end{tabular}%
2135      \else
2136      \begin{tabular}{@{}p{\columnwidth}@{}}
2137      \mtc@hstrut
2138      \reset@font\stifont\do@stilt{\mtc@v\sltttitle}\\
2139      \end{tabular}%
2140      \fi

```

`\mtc@zrule` Then, we adjust the position under the top rule and set the indentation and some formatting parameters:

```

\mtc@BBR
\stcindent
2141      \nopagebreak[4]\null\leavevmode\mtc@zrule\\
2142      \leftmargin\stcindent
2143      \rightmargin\stcindent
2144      \itemindent=\z@\labelwidth=\z@%
2145      \labelsep=\z@\listparindent=\z@%

```

`stc@verse` We enter in a `stc@verse` environment to format the sectlot. The toc depth is forced (locally) to `sectlotdepth`. A little trick is necessary to adjust the position.

```

\c@sectlotdepth
\mtc@BBR 2146      \begin{stc@verse}%
2147      \ifundefined{c@lotdepth}%
2148      {}%
2149      {\c@lotdepth=\c@sectlotdepth
2150      \ifnum\c@lotdepth<1\relax\c@lotdepth=1\fi}
2151      \leavevmode\\
\mtc@BBR\vskip -.5\baselineskip

```

`\slt@pgno` If the contents lines must have no numbers, we replace the macro `\@dottedtocline` with its undotted version. A hook is added, and the formatting settings coming from `\mtcsetformat` are activated via `\slt@setform`. Then the sectlot file is inserted, followed by a strut, and the `stc@verse` environment is terminated.

```

\@undottedtocline
\mtc@hook@beforeinputfile
\slt@setform
\@tocfile
\mtc@strut
stc@verse

```

```

2152 \begingroup
2153   \makeatletter
2154   \@ifundefined{slt@pgno}%
2155   {\let\@dottedtocline\@undottedtocline}{}
2156   \gdef\thetoc{\arabic{stc}}
2157   \@filesfalse\mtc@hook@beforeinputfile
2158   \slt@setform%
2159   \@input{\jobname.\@tocfile}
2160   \global\@nbreakfalse\endgroup
2161   \end{stc@verse}%

```

```

\stc@rule The final part is just to add the bottom rule, if necessary, a possible page break and
\mtc@zrule \aftersectlot.
samepage
\aftersectlot 2162   \kernaftersectlof
                2163   \nopagebreak[4]\slt@rule\@null\leavevmode\%
                2164   \vskip-1.0\baselineskip\mtc@zrule\end{samepage}%
                2165   \par\pagebreak[1]\vspace*{-1ex}\aftersectlot\fi}%

```

## 9.59 Auxiliary internal commands, section level

```

\l@xsect We define auxiliary commands, used for the mini-tables and as delimiters in the TOC file (and
\l@xsection LOF and LOT files). The depth of xsect is huge to inhibit the printing of its contents line
\@dottedtocline (except if you cheat).
\l@schapter
\l@xsect 2166 \def\l@xsect{\@dottedtocline{\@M}{1.0em}{2.3em}}
\l@xsection 2167 \def\l@xsection{\@dottedtocline{\@M}{1.0em}{2.3em}}
\l@schapter 2168 \def\l@schapter{\@dottedtocline{1}{1.0em}{2.3em}}
\l@xsect 2169 \def\xsect{xsect}
\l@xsection 2170 \def\xsection{xsection}
\l@schapter 2171 \def\schapter{schapter}

```

## 9.60 Patching the \section command (continued)

```

\@sect We patch the both branches of the \section command: \@sect for the unstarred version and
\addcontentsline \@ssect for the starred version. First, for the unstarred version (\@sect), we add a xsect
contents line in the LOF and in the LOT. The test \ifnum #2=1 restricts the action to the
section level macros (because \@sect is also used by \subsection and below, which have
no mini-tables).

2172 \let\sv@sect\@sect
2173 \gdef\@sect#1#2#3#4#5#6[#7]#8{%
2174 \ifnum #2=1\relax

```

```

2175 \addcontentsline{lof}{xsect}{#7}%
2176 \addcontentsline{lot}{xsect}{#7}%
2177 \fi
2178 \sv@sect{#1}{#2}{#3}{#4}{#4}{#5}{#6}[[{#7}]{#8}}

```

\section If it is a section (unstarred or starred via \starsection), we add a xsect entry in the LOF  
\starsection and in the LOT.  
\addcontentsline

```

2179 \def\@sect#1#2#3#4#5#6[#7]#8{
2180 \expandafter
2181 \ifx\csname #1\endcsname\section\relax
2182 \addcontentsline{lof}{xsect}{#7}%
2183 \addcontentsline{lot}{xsect}{#7}%
2184 \fi
2185 \ifx\csname #1\endcsname\starsection\relax
2186 \addcontentsline{lof}{xsect}{#7}%
2187 \addcontentsline{lot}{xsect}{#7}%
2188 \fi

```

\@svsec And the remainder of the section header formatting:  
\refstepcounter  
\@tempskipa 2189 \ifnum #2>\c@secnumdepth\relax  
\@hangfrom 2190 \let\@svsec\@empty  
\addcontentsline 2191 \else  
\numberline 2192 \refstepcounter{#1}%  
\@svsechd 2193 \edef\@svsec{\csname the#1\endcsname\hskip 1em}%  
\@xsect 2194 \fi  
2195 \@tempskipa #5\relax  
2196 \ifdim \@tempskipa>\z@  
2197 \begingroup #6\relax  
2198 \@hangfrom{\hskip #3\relax\@svsec}%  
2199 {\interlinepenalty \@M #8\par}%  
2200 \endgroup  
2201 \csname #1mark\endcsname{#7}\addcontentsline  
2202 {toc}{#1}{\ifnum #2>\c@secnumdepth\relax  
2203 \else  
2204 \protect\numberline{\csname the#1\endcsname}%  
2205 \fi  
2206 #7}%  
2207 \else  
2208 \def\@svsechd{#6\hskip #3\relax  
2209 \@svsec #8\csname #1mark\endcsname  
2210 {#7}\addcontentsline  
2211 {toc}{#1}{\ifnum #2>\c@secnumdepth\relax  
2212 \else  
2213 \protect\numberline{\csname the#1\endcsname}  
2214 \fi  
2215 #7}}%  
2216 \fi  
2217 \@xsect{#5}}

```

\@sect Then we patch the unstarred branch (\@sect). We define also the delimiting commands
\sectbegin \sectbegin and \sectend commands. We do not add \sectbegin if it is a subsection
\sectend or deeper.
\stc@sect
\addtocontents 2218 \let\stc@sect\@sect
                2219 \def\@sect#1#2#3#4#5#6[#7]#8{%
                2220   \ifnum #2<1 \relax
                2221     \addtocontents{toc}{\protect\sectbegin}
                2222     \fi
                2223     \stc@sect{#1}{#2}{#3}{#4}{#5}{#6}[#7]{#8}
                2224 \let\sectend\relax
                2225 \let\sectbegin\relax

```

## 9.61 The \dosecttoc command and siblings

The \dosecttoc command is very similar to \dominitoc.

```

\dosecttoc The \dosecttoc command extracts information from the .toc file and creates the .stc(N)
\@dosecttoc files (.stc becomes .S on MS-DOS).
\STC@next
                2226 \def\@dosecttoc#1{%
                2227   \makeatletter
                2228   \setcounter{stc}{0}
                2229   \STC@next#1.toc\relax\}\setcounter{stc}{0}}

```

```

\dosectlof The \dosectlof command extracts information from the .lof file and creates the .slf(N)
\@dosectlof files (.slf becomes .H on MS-DOS).
\SLF@next
                2230 \def\@dosectlof#1{%
                2231   \makeatletter
                2232   \setcounter{stc}{0}
                2233   \SLF@next#1.lof\relax\}\setcounter{stc}{0}}

```

```

\dosectlot The \dosectlot command extracts information from the .lot file and creates the .slt(N)
\@dosectlot files (.slt becomes .V on MS-DOS).
\PLT@next
                2234 \def\@dosectlot#1{%
                2235   \makeatletter
                2236   \setcounter{stc}{0}
                2237   \SLT@next#1.lot\relax\}\setcounter{stc}{0}}

```

\dosecttoc We define the user-level macros, who detect the optional argument:

\dosectlof

```
\dosectlot 2238 \def\dosecttoc{\@ifnextchar[{\dosecttoc@}{\dosecttoc@[1]}}
2239 \def\dosectlof{\@ifnextchar[{\dosectlof@}{\dosectlof@[1]}}
2240 \def\dosectlot{\@ifnextchar[{\dosectlot@}{\dosectlot@[1]}}
```

\dosecttoc@ We treat the optional argument of \dosecttoc (it becomes the default position for titles of secttocs) and flag this macro as used; a hint detects any spurious invocation.

\if@mtc@hints@

\@mtc@hints@given@true

```
\if@dosecttoc@used@ 2241 \def\dosecttoc@[#1]{%
\df@stitle 2242 \if@mtc@hints@
\@sti 2243 \if@dosecttoc@used@
\n@sti 2244 \mtcPackageInfo[<I0045>]{minitoc(hints)}%
\c@sti 2245 {The \string\dosecttoc \space command
\l@sti 2246 \MessageBreak
\r@sti 2247 has been invoked more than once
2248 \MessageBreak}
2249 \global\@mtc@hints@given@true
2250 \fi
2251 \fi
2252 \global\@dosecttoc@used@true
2253 \if #1e\let\df@stitle\@sti%
2254 \else\if #1n\let\df@stitle\n@sti%
2255 \else\if #1c\let\df@stitle\c@sti%
2256 \else\if #1l\let\df@stitle\l@sti%
2257 \else\if #1r\let\df@stitle\r@sti%
2258 \fi\fi\fi\fi\fi%
2259 \@@dosecttoc}
```

\dosectlof@ We treat the optional argument of \dosectlof (it becomes the default position for titles of sectlofs) and flag this macro as used; a hint detects any spurious invocation.

\if@mtc@hints@

\@mtc@hints@given@true

```
\if@dosectlof@used@ 2260 \def\dosectlof@[#1]{%
\df@stilf 2261 \if@mtc@hints@
\@sti 2262 \if@dosectlof@used@
\n@sti 2263 \mtcPackageInfo[<I0045>]{minitoc(hints)}%
\c@sti 2264 {The \string\dosectlof \space command
\l@sti 2265 \MessageBreak
\r@sti 2266 has been invoked more than once
2267 \MessageBreak}
2268 \global\@mtc@hints@given@true
2269 \fi
2270 \fi
2271 \global\@dosectlof@used@true
2272 \if #1e\let\df@stilf\@sti%
2273 \else\if #1n\let\df@stilf\n@sti%
2274 \else\if #1c\let\df@stilf\c@sti%
2275 \else\if #1l\let\df@stilf\l@sti%
2276 \else\if #1r\let\df@stilf\r@sti%
2277 \fi\fi\fi\fi\fi%
```

2278 \@@dosectlof}

\dosectlot@ We treat the optional argument of \dosectlot (it becomes the default position for titles of  
 \if@mtc@hints@ sectlofs) and flag this macro as used; a hint detects any spurious invocation.  
 \@mtc@hints@given@true  
 \if@dosectlot@used@ 2279 \def\dosectlot@[#1]{%  
 \df@stilt 2280 \if@mtc@hints@  
 \e@sti 2281 \if@dosectlot@used@  
 \n@sti 2282 \mtcPackageInfo[<I0045>]{minitoc(hints)}%  
 \c@sti 2283 {The \string\dosectlot \space command  
 \l@sti 2284 \MessageBreak  
 \r@sti 2285 has been invoked more than once  
 2286 \MessageBreak}  
 2287 \global\@mtc@hints@given@true  
 2288 \fi  
 2289 \fi  
 2290 \global\@dosectlot@used@true  
 2291 \if #1e\let\df@stilt\e@sti%  
 2292 \else\if #1n\let\df@stilt\n@sti%  
 2293 \else\if #1c\let\df@stilt\c@sti%  
 2294 \else\if #1l\let\df@stilt\l@sti%  
 2295 \else\if #1r\let\df@stilt\r@sti%  
 2296 \fi\fi\fi\fi\fi%  
 2297 \@@dosectlot}

\@@dosecttoc These macros invoke the \@dosect... commands to create the mini-table file, then close the  
 \@@dosectlof file descriptor.  
 \@@dosectlot

\tf@mtc 2298 \def\@@dosecttoc{\@dosecttoc{\jobname}\immediate\closeout\tf@mtc}  
 2299 \def\@@dosectlof{\@dosectlof{\jobname}\immediate\closeout\tf@mtc}  
 2300 \def\@@dosectlot{\@dosectlot{\jobname}\immediate\closeout\tf@mtc}

\STC@next Processing the next entry in the list and remove it from the head of the list:

\STC@list

\STC@loop 2301 \def\STC@next#1\relax#2\\{%  
 2302 \edef\STC@list{#2}%  
 2303 \STC@loop{#1}}

\STC@toc Check if the list is empty:

\STC@list

\STC@explist 2304 \def\STC@toc{%  
 2305 \ifx\STC@list@empty\else\expandafter\STC@explist\fi}



```

\STC@contentsline The macro \STC@contentsline analyses the lines read from the TOC file. If \section is
\section found, the stc counter is incremented and a new secttoc file is created.
\thestc
\tf@mtc 2306 \def\STC@contentsline#1#2#3#4{% %%H0: #4 added
\stcname 2307 \gdef\thestc{\arabic{stc}}% %%H0: space removed
\MTC@WriteContentsLine 2308 \expandafter\ifx\csname #1\endcsname\section
2309 \stepcounter{stc}%
2310 %% \def\thestc{\arabic{stc}} %% H0: removed

```

```

\if@longextensions@ We test if long or short extensions are used, to build the name of the mini-table file, then open
\stcname it:

```

```

2311 \if@longextensions@%
2312 \mtcPackageInfo[<I0033>]{minitoc}%
2313 {Writing\space\jobname.stc\thestc}%
2314 \def\stcname{\jobname.stc\thestc}%
2315 \else
2316 \mtcPackageInfo[<I0033>]{minitoc}%
2317 {Writing\space\jobname.S\thestc}%
2318 \def\stcname{\jobname.S\thestc}%
2319 \fi
2320 \immediate\closeout\tf@mtc
2321 \immediate\openout\tf@mtc=\stcname
2322 \fi

```

```

\mtc@toks Now, we filter the relevant contents lines:
\MTC@WriteCoffeeline
\MTC@WriteContentsline 2323 \mtc@toks{\noexpand\leavevmode #2}%
\coffee 2324 \expandafter\ifx\csname #1\endcsname\coffee
\subsection 2325 \MTC@WriteCoffeeline{#1}{#3}%
\subsubsection 2326 \fi
\paragraph 2327 \expandafter\ifx\csname #1\endcsname\subsection
\subparagraph 2328 \MTC@WriteContentsline{#1}{stcSS}{#3}{#4}%
2329 \fi
2330 \expandafter\ifx\csname #1\endcsname\subsubsection
2331 \MTC@WriteContentsline{#1}{stcSSS}{#3}{#4}%
2332 \fi
2333 \expandafter\ifx\csname #1\endcsname\paragraph
2334 \MTC@WriteContentsline{#1}{stcP}{#3}{#4}%
2335 \fi
2336 \expandafter\ifx\csname #1\endcsname\subparagraph
2337 \MTC@WriteContentsline{#1}{stcSP}{#3}{#4}%
2338 \fi

```

```

\starsection A starred section terminates the current section and creates a new secttoc file:
\stepcounter
\thestc 2339 \ifx\csname #1\endcsname\starsection
\arabic 2340 \stepcounter{stc}%
\if@longextensions@
\stcname
\closeout
\openout

```

```

2341 \gdef\thetc{\arabic{stc}}
2342 \if@longextensions@%
2343   \mtcPackageInfo[<I0033>]{minitoc}%
2344   {Writing\space\jobname.stc\thetc}%
2345   \def\stcname{\jobname.stc\thetc}%
2346 \else
2347   \mtcPackageInfo[<I0033>]{minitoc}%
2348   {Writing\space\jobname.S\thetc}%
2349   \def\stcname{\jobname.S\thetc}%
2350 \fi
2351 \immediate\closeout\tf@mtc
2352 \immediate\openout\tf@mtc=\stcname
2353 \fi

```

\MTC@WriteContentsline We process the entries for starred sectionning commands:

```

\starsubsection
\starsubsubsection 2354 \expandafter\ifx\csname #1\endcsname\starsubsection
\starparagraph 2355 \MTC@WriteContentsline{#1}{stcSS}{#3}{#4}%
\starsubparagraph 2356 \fi
2357 \expandafter\ifx\csname #1\endcsname\starsubsubsection
2358 \MTC@WriteContentsline{#1}{stcSSS}{#3}{#4}%
2359 \fi
2360 \expandafter\ifx\csname #1\endcsname\starparagraph
2361 \MTC@WriteContentsline{#1}{stcP}{#3}{#4}%
2362 \fi
2363 \expandafter\ifx\csname #1\endcsname\starsubparagraph
2364 \MTC@WriteContentsline{#1}{stcSP}{#3}{#4}%
2365 \fi
2366 }

```

\STC@explist The loop to read the lines of the TOC file; expands the list of entries and call \STC@next to process the first one.

```

\STC@next
\STC@list
2367 \def\STC@explist{\expandafter\STC@next\STC@list\}

```

\STC@loop If an entry is found, loop through line by line, looking for interesting entries. Otherwise, process the next entry in the list.

```

\STC@read
2368 \def\STC@loop#1{\openin@inputcheck#1\relax
2369 \ifeof@inputcheck
2370 \mtcPackageWarning[<W0016>]{minitoc}%
2371 {No file #1
2372 \MessageBreak
2373 SECTTOCS NOT PREPARED}%
2374 \expandafter\STC@toc
2375 \else
2376 \mtcPackageInfo[<I0026>]{minitoc}%
2377 {PREPARING SECTTOCS FROM #1}%
2378 \expandafter\STC@read\fi}

```

\STC@read Read the next entry of the .toc file.

```
\STC@line
2379 \def\STC@read{%
2380   \read\@inputcheck to\STC@line
```

\STC@test The ..... make sure that \STC@test has enough arguments:

```
\STC@line
2381   \expandafter\STC@test\STC@line.....\STC@% %%H0: . added
2382 }%
```

\STC@test The \STC@test macro finds the “interesting” commands in the TOC file, mainly to delimit sections;

```
\STC@contentsline
\mtc@string
\STC@list 2383 \long\def\STC@test#1#2#3#4#5#6\STC@{% %%H0: #6 added
\STC@toc 2384   \ifx#1\contentsline
\STC@read 2385     \let\mtc@string\string
\sectend 2386     \STC@contentsline{#2}{#3}{#4}{#5}% %%H0: #4 added
\sectbegin 2387     \let\mtc@string\relax
2388     \else\ifx#1\@input
2389       \edef\STC@list{\STC@list#2\relax}%
2390     \else\ifx#1\sectend
2391       \immediate\closeout\tf@mtc
2392       \immediate\openout\tf@mtc=\jobname.mtc
2393     \else\ifx#1\sectbegin
2394       \addtocounter{stc}{-1}%
2395     \fi\fi\fi\fi
2396     \ifeof\@inputcheck\expandafter\STC@toc
2397     \else\expandafter\STC@read\fi}%
```

\SLF@next Processing the next entry in the list and remove it from the head of the list:

```
\SLF@list
\SLF@loop 2398 \def\SLF@next#1\relax#2\{\%
2399   \edef\SLF@list{#2}%
2400   \SLF@loop{#1}}
```

\SLF@lof Check if the list is empty:

```
\SLF@list
\SLF@explist 2401 \def\SLF@lof{%
2402   \ifx\SLF@list\@empty\else\expandafter\SLF@explist\fi}
```

\SLF@contentsline The macro \SLF@contentsline analyses the lines read from the LOF file. If \section is found, the stc counter is incremented and a new sectlof file is created.

```
\thetoc
\tf@mtc 2403 \def\SLF@contentsline#1#2#3#4{% %%H0: #4 added
\slfname
```

\MTC@WriteContentsLine

```

2404 \gdef\thestc{\arabic{stc}}% %%H0: space removed
2405 \expandafter\ifx\csname #1\endcsname\xsect
2406 \stepcounter{stc}%
2407 %% \gdef\thestc{\arabic{stc}} %%H0: removed

```

\if@longextensions@ We test if long or short extensions are used, to build the name of the mini-table file, then open it:

```

2408 \if@longextensions@%
2409 \mtcPackageInfo[<I0033>]{minitoc}%
2410 {Writing\space\jobname.slf\thestc}%
2411 \def\slfname{\jobname.slf\thestc}%
2412 \else
2413 \mtcPackageInfo[<I0033>]{minitoc}%
2414 {Writing\space\jobname.H\thestc}%
2415 \def\slfname{\jobname.H\thestc}%
2416 \fi
2417 \immediate\closeout\tf@mtc
2418 \immediate\openout\tf@mtc=\slfname
2419 \fi

```

\mtc@toks Now, we filter the relevant contents lines:

```

\MTc@WriteContentsline
\figure 2420 \mtc@toks{\noexpand\leavevmode #2}%
\subfigure 2421 \expandafter\ifx\csname #1\endcsname\figure
2422 \MTc@WriteContentsline{#1}{slf}{#3}{#4}%
2423 \fi
2424 \expandafter\ifx\csname #1\endcsname\subfigure
2425 \MTc@WriteContentsline{#1}{slfS}{#3}{#4}%
2426 \fi
2427 }

```

\SLF@explist The loop to read the lines of the LOF file; expands the list of entries and call \SLF@next to process the first one.

```

\SLF@next
\SLF@list
2428 \def\SLF@explist{\expandafter\SLF@next\SLF@list\}

```

\SLF@loop If an entry is found, loop through line by line, looking for interesting entries. Otherwise, process the next entry in the list.

```

\SLF@read
2429 \def\SLF@loop#1{\openin\@inputcheck#1\relax
2430 \ifeof\@inputcheck
2431 \mtcPackageWarning[<W0014>]{minitoc}%
2432 {No file #1
2433 \MessageBreak
2434 SECTLOFS NOT PREPARED}%

```

```

2435 \expandafter\SLF@lof
2436 \else
2437 \mtcPackageInfo[<I0036>]{minitoc}%
2438 {PREPARING SECTLOFS FROM #1}%
2439 \expandafter\SLF@read\fi}

```

Read the next entry of the .lof file.

\SLF@read The ..... make sure that \SLF@test has enough arguments:

\SLF@test

```

\SLF@line 2440 \def\SLF@read{%
2441 \read\@inputcheck to\SLF@line
2442 \expandafter\SLF@test\SLF@line.....\SLF% %%H0: . added
2443 }%

```

\SLF@test The \SLF@test macro finds the “interesting” commands in the LOF file, mainly to delimit  
\SLF@contentsline sections;

```

\mtc@string
\SLF@list 2444 \long\def\SLF@test#1#2#3#4#5#6\SLF@{% %%H0: #6 added
\SLF@lof 2445 \ifx#1\contentsline
\SLF@read 2446 \let\mtc@string\string
\sectend 2447 \SLF@contentsline{#2}{#3}{#4}{#5}% %%H0: #4 added
\sectbegin 2448 \let\mtc@string\relax
2449 \else\ifx#1\@input
2450 \edef\SLF@list{\SLF@list#2\relax}%
2451 \else\ifx#1\sectend
2452 \immediate\closeout\tf@mtc
2453 \immediate\openout\tf@mtc=\jobname.mtc
2454 \else\ifx#1\sectbegin
2455 \addtocounter{stc}{-1}%
2456 \fi\fi\fi\fi
2457 \ifeof\@inputcheck\expandafter\SLF@lof
2458 \else\expandafter\SLF@read\fi}%

```

\SLT@next Processing the next entry in the list and remove it from the head of the list:

\SLT@list

```

\SLT@loop 2459 \def\SLT@next#1\relax#2\{\%
2460 \edef\SLT@list{#2}%
2461 \SLT@loop{#1}}

```

\SLT@lot Check if the list is empty:

\SLT@list

```

\SLT@explist 2462 \def\SLT@lot{%
2463 \ifx\SLT@list\@empty\else\expandafter\SLT@explist\fi}

```

```

\SLT@contentsline The macro \SLT@contentsline analyses the lines read from the LOT file. If \section is
\section found, the stc counter is incremented and a new sectlot file is created.
\thestc
\tf@mtc 2464 \def\SLT@contentsline#1#2#3#4{% %%H0: #4 added
\sltname 2465 \gdef\thestc{\arabic{stc}}% %%H0: space removed
\MTC@WriteContentsLine 2466 \expandafter\ifx\csname #1\endcsname\xsect
2467 \stepcounter{stc}%
2468 %% \gdef\thestc{\arabic{stc}} %%H0: removed

```

```

\if@longextensions@ We test if long or short extensions are used, to build the name of the mini-table file, then open
\sltname it:

```

```

2469 \if@longextensions@%
2470 \mtcPackageInfo[<I0033>]{minitoc}%
2471 {Writing\space\jobname.slt\thestc}%
2472 \def\sltname{\jobname.slt\thestc}%
2473 \else
2474 \mtcPackageInfo[<I0033>]{minitoc}%
2475 {Writing\space\jobname.V\thestc}%
2476 \def\sltname{\jobname.V\thestc}%
2477 \fi
2478 \immediate\closeout\tf@mtc
2479 \immediate\openout\tf@mtc=\sltname
2480 \fi

```

```

\mtc@toks Now, we filter the relevant contents lines:
\MTC@WriteContentsline
\table 2481 \mtc@toks{\noexpand\leavevmode #2}%
\subtable 2482 \expandafter\ifx\csname #1\endcsname\table
2483 \MTC@WriteContentsline{#1}{slt}{#3}{#4}%
2484 \fi
2485 \expandafter\ifx\csname #1\endcsname\subtable
2486 \MTC@WriteContentsline{#1}{sltS}{#3}{#4}%
2487 \fi
2488 }

```

```

\SLT@explist The loop to read the lines of the LOT file; expands the list of entries and call \SLT@next to
\SLT@next process the first one.
\SLT@list
2489 \def\SLT@explist{\expandafter\SLT@next\SLT@list\}

```

```

\SLT@loop If an entry is found, loop through line by line, looking for interesting entries. Otherwise,
\SLT@lot process the next entry in the list.
\SLT@read
2490 \def\SLT@loop#1{\openin\@inputcheck#1\relax
2491 \ifeof\@inputcheck

```

```

2492 \mtcPackageWarning[<W0015>]{minitoc}%
2493     {No file #1
2494     \MessageBreak
2495     SECTLOTS NOT PREPARED}%
2496 \expandafter\SLT@lot
2497 \else
2498 \mtcPackageInfo[<I0039>]{minitoc}%
2499     {PREPARING SECTLOTS FROM #1}%
2500 \expandafter\SLT@read\fi}

```

Read the next entry of the .lot file.

```

\SLT@read The . . . . . make sure that \SLT@test has enough arguments:
\SLT@test
\SLT@line 2501 \def\SLT@read{%
2502     \read\@inputcheck to\SLT@line
2503     \expandafter\SLT@test\SLT@line. . . . \SLT@ %%H0: . added
2504     }%

```

```

\SLT@test The \SLT@test macro finds the “interesting” commands in the LOT file, mainly to delimit
\SLT@contentsline sections;
\mtc@string
\SLT@list 2505 \long\def\SLT@test#1#2#3#4#5#6\SLT@{% %%H0: #6 added
\SLT@lot 2506 \ifx#1\contentsline
\SLT@read 2507 \let\mtc@string\string
\sectend 2508 \SLT@contentsline{#2}{#3}{#4}{#5}% %%H0: #4 added
\sectbegin 2509 \let\mtc@string\relax
2510 \else\ifx#1\@input
2511 \edef\SLT@list{\SLT@list#2\relax}%
2512 \else\ifx#1\sectend
2513 \immediate\closeout\tf@mtc
2514 \immediate\openout\tf@mtc=\jobname.mtc
2515 \else\ifx#1\sectbegin
2516 \addtocounter{stc}{-1}%
2517 \fi\fi\fi\fi
2518 \ifeof\@inputcheck\expandafter\SLT@lot
2519 \else\expandafter\SLT@read\fi}%

```

## 9.62 End of section-level commands

We terminate the *else* branch of the test `\@ifundefined{section}`, the *true* branch of the test `\@ifundefined{chapter}` and add an empty *else* branch to that test:

```

2520 \fi% end of \if@mtc@section@def@
2521 \fi% end of \if@mtc@chapter@undef@

```

### 9.63 The `\mtcprepare` command

```

\mtcprepare This command tests the availability of the \do... minitoc preparation commands and of the
\@ifnextchar contents files, then calls as much as possible of these preparation commands. A hint is given.
\mtcprepare@
\@ifundefined 2522 \def\mtcprepare{\@ifnextchar[{\mtcprepare@}{\mtcprepare@[1]}}%
\IfFileExists 2523 \def\mtcprepare@[#1]{%
  \jobname 2524 \@ifundefined{part}{}{%
    \doparttoc 2525 \IfFileExists{\jobname.toc}{\doparttoc[#1]}}{%
    \dopartlof 2526 \IfFileExists{\jobname.lof}{\dopartlof[#1]}}{%
    \dopartlot 2527 \IfFileExists{\jobname.lot}{\dopartlot[#1]}}{%
    \dominitoc 2528 }%
    \dominilof 2529 \@ifundefined{chapter}{}%
    \dominilot 2530 \@ifundefined{section}{}%
    2531 {}%
    \dosecttoc 2532 \IfFileExists{\jobname.toc}{\dosecttoc[#1]}}{%
    \dosectlof 2533 \IfFileExists{\jobname.lof}{\dosectlof[#1]}}{%
    \dosectlot 2534 \IfFileExists{\jobname.lot}{\dosectlot[#1]}}{%
\mtcPackageInfo 2535 }%
  2536 }{%
  2537 \IfFileExists{\jobname.toc}{\dominitoc[#1]}}{%
  2538 \IfFileExists{\jobname.lof}{\dominilof[#1]}}{%
  2539 \IfFileExists{\jobname.lot}{\dominilot[#1]}}{%
  2540 }%
  2541 \if@mtc@hints@
  2542 \@mtc@hints@given@true
  2543 \mtcPackageInfo[<I0048>]{minitoc(hints)}%
  2544 {Using \string\mtcprepare\space may induce some
  2545 \MessageBreak
  2546 hints about the preparation commands,
  2547 \MessageBreak
  2548 because it invokes ALL the preparation
  2549 \MessageBreak
  2550 commands allowed by the document class,
  2551 \MessageBreak
  2552 without any previous check\@gobble}%
  2553 \fi
  2554 }

```

### 9.64 Necessary `\l@...` commands

```

\l@listof Some \l@... commands (analog to \l@section or \l@paragraph) are required to format
\l@starpart some entries in the mini-tables, for starred sectionning commands essentially:
\l@starchapter
\l@starsection 2555 \@ifundefined{section}{}{\let\l@listof\l@section}
\l@starsubsection 2556 \@ifundefined{chapter}{}{\let\l@listof\l@chapter}
\l@starsubsubsection 2557 \@ifundefined{part}{}{\let\l@starpart\l@part}
\l@starparagraph 2558 \@ifundefined{chapter}{}{\let\l@starchapter\l@chapter}
\l@starsubparagraph

```



```

2559 \@ifundefined{section}{}{\let\l@starsection\l@section}
2560 \@ifundefined{subsection}{}{\let\l@starsubsection\l@subsection}
2561 \@ifundefined{subsubsection}{}{\let\l@starsubsubsection\l@subsubsection}
2562 \@ifundefined{paragraph}{}{\let\l@starparagraph\l@paragraph}
2563 \@ifundefined{subparagraph}{}{\let\l@starsubparagraph\l@subparagraph}

```

## 9.65 The horizontal rules and their default values

```

\noptcrule We define here the various commands to activate ou inhibit the horizontal rules in the vari-
\nomtcrule ous kinds of mini-tables. Each such command is an indirect definition of the corresponding
\nostcrule horizontal rule. The rules are .4 pt high horizontal rules.
\ptcrule
\mtcrule 2564 \def\noptcrule{\let\ptc@rule\relax}
\stcrule 2565 \def\nomtcrule{\let\mtc@rule\relax}
\noplfrule 2566 \def\nostcrule{\let\stc@rule\relax}
\nomlfrule 2567 \def\ptcrule{\def\ptc@rule{\kern-3\p@ \hrule width \columnwidth \kern2.6\p@}}
\noslfrule 2568 \def\mtcrule{\def\mtc@rule{\kern-3\p@ \hrule width \columnwidth \kern2.6\p@}}
\plfrule 2569 \def\stcrule{\def\stc@rule{\kern-3\p@ \hrule width \columnwidth \kern2.6\p@}}
\mlfrule 2570 \def\ptc@rule{\rule[3\p@]{\columnwidth}{.4\p@}\vspace*{2.6\p@}}
\slfrule 2571 \def\mtc@rule{\rule[3\p@]{\columnwidth}{.4\p@}\vspace*{2.6\p@}}
2572 \def\stc@rule{\rule[3\p@]{\columnwidth}{.4\p@}\vspace*{2.6\p@}}
\nopltrule
\nomltrule 2573 \def\noplfrule{\let\plf@rule\relax}
\nosltrule 2574 \def\nomlfrule{\let\mlf@rule\relax}
\pltrule 2575 \def\noslfrule{\let\slf@rule\relax}
\mltrule 2576 \def\plfrule{\def\plf@rule{\kern-3\p@ \hrule width \columnwidth \kern2.6\p@}}
\sltrule 2577 \def\mlfrule{\def\mlf@rule{\kern-3\p@ \hrule width \columnwidth \kern2.6\p@}}
\columnwidth 2578 \def\slfrule{\def\slf@rule{\kern-3\p@ \hrule width \columnwidth \kern2.6\p@}}
2579 \def\plf@rule{\rule[3\p@]{\columnwidth}{.4\p@}\vspace*{2.6\p@}}
2580 \def\mlf@rule{\rule[3\p@]{\columnwidth}{.4\p@}\vspace*{2.6\p@}}
2581 \def\slf@rule{\rule[3\p@]{\columnwidth}{.4\p@}\vspace*{2.6\p@}}

2582 \def\nopltrule{\let\plt@rule\relax}
2583 \def\nomltrule{\let\mlt@rule\relax}
2584 \def\nosltrule{\let\slt@rule\relax}
2585 \def\pltrule{\def\plt@rule{\kern-3\p@ \hrule width \columnwidth \kern2.6\p@}}
2586 \def\mltrule{\def\mlt@rule{\kern-3\p@ \hrule width \columnwidth \kern2.6\p@}}
2587 \def\sltrule{\def\slt@rule{\kern-3\p@ \hrule width \columnwidth \kern2.6\p@}}
2588 \def\plt@rule{\rule[3\p@]{\columnwidth}{.4\p@}\vspace*{2.6\p@}}
2589 \def\mlt@rule{\rule[3\p@]{\columnwidth}{.4\p@}\vspace*{2.6\p@}}
2590 \def\slt@rule{\rule[3\p@]{\columnwidth}{.4\p@}\vspace*{2.6\p@}}

```

## 9.66 The `\mtcset...` commands

These commands<sup>7</sup> have been introduced to build a nicer user interface, and each of them replaces numerous user commands, offering a rather unified and logical syntax.

### 9.66.1 Keywords for the `\mtcset...` commands

`\@namedef` We define some common keywords for the `\mtcset...` commands. A keyword is created via `\@nameuse` the `\@namedef – \@nameuse` mechanism the following way:

```
\@namedef{mtc@family@name}{abbreviation}
```

where *family* is the name of a group of keywords relative to one or several `\mtcset...` macros, *name* is the keyword that the user gives as argument to the `\mtcset...` macro, and *abbreviation* is a string used to build the name of the macro effectively used. As some `\mtcset...` macros have several keyword parameters, this method can reduce the number of macros at the user level, at the cost of few keyword families.

`\@namedef` We define a family (typetable) of keywords for the types of mini-tables:

```
2591 \@namedef{mtc@typetable@parttoc}{ptc}\def\mtc@typetable@parttoc{ptc}
2592 \@namedef{mtc@typetable@partlof}{plf}\def\mtc@typetable@partlof{plf}
2593 \@namedef{mtc@typetable@partlot}{plt}\def\mtc@typetable@partlot{plt}
2594 \@namedef{mtc@typetable@minitoc}{mtc}\def\mtc@typetable@minitoc{mtc}
2595 \@namedef{mtc@typetable@minilof}{mlf}\def\mtc@typetable@minilof{mlf}
2596 \@namedef{mtc@typetable@minilot}{mlt}\def\mtc@typetable@minilot{mlt}
2597 \@namedef{mtc@typetable@secttoc}{stc}\def\mtc@typetable@secttoc{stc}
2598 \@namedef{mtc@typetable@sectlof}{slf}\def\mtc@typetable@sectlof{slf}
2599 \@namedef{mtc@typetable@sectlot}{slt}\def\mtc@typetable@sectlot{slt}
```

`\@namedef` Then another family (typetitle) for the titles of the mini-tables:

```
2600 \@namedef{mtc@typetitle@parttoc}{pti}\def\mtc@typetitle@parttoc{pti}
2601 \@namedef{mtc@typetitle@partlof}{pti}\def\mtc@typetitle@partlof{pti}
2602 \@namedef{mtc@typetitle@partlot}{pti}\def\mtc@typetitle@partlot{pti}
2603 \@namedef{mtc@typetitle@minitoc}{mti}\def\mtc@typetitle@minitoc{mti}
2604 \@namedef{mtc@typetitle@minilof}{mti}\def\mtc@typetitle@minilof{mti}
2605 \@namedef{mtc@typetitle@minilot}{mti}\def\mtc@typetitle@minilot{mti}
2606 \@namedef{mtc@typetitle@secttoc}{sti}\def\mtc@typetitle@secttoc{sti}
2607 \@namedef{mtc@typetitle@sectlof}{sti}\def\mtc@typetitle@sectlof{sti}
2608 \@namedef{mtc@typetitle@sectlot}{sti}\def\mtc@typetitle@sectlot{sti}
```

---

<sup>7</sup> The general concept of the `\mtcset...` commands was proposed by Benjamin BAYART.

`\@namedef` We define a family (YN) of keywords to recognize the keywords “off” and “on”, with their many synonyms<sup>8</sup> and meaning false or true:

```

2609 \@namedef{mtc@YN@off}{no}\def\mtc@YN@off{no}
2610 \@namedef{mtc@YN@OFF}{no}\def\mtc@YN@OFF{no}
2611 \@namedef{mtc@YN@no}{no}\def\mtc@YN@no{no}
2612 \@namedef{mtc@YN@NO}{no}\def\mtc@YN@NO{no}
2613 \@namedef{mtc@YN@n}{no}\def\mtc@YN@n{no}
2614 \@namedef{mtc@YN@N}{no}\def\mtc@YN@N{no}
2615 \@namedef{mtc@YN@false}{no}\def\mtc@YN@false{no}
2616 \@namedef{mtc@YN@FALSE}{no}\def\mtc@YN@FALSE{no}
2617 \@namedef{mtc@YN@faux}{no}\def\mtc@YN@faux{no}
2618 \@namedef{mtc@YN@FAUX}{no}\def\mtc@YN@FAUX{no}
2619 \@namedef{mtc@YN@f}{no}\def\mtc@YN@f{no}
2620 \@namedef{mtc@YN@F}{no}\def\mtc@YN@F{no}
2621 \@namedef{mtc@YN@NON}{no}\def\mtc@YN@NON{no}
2622 \@namedef{mtc@YN@non}{no}\def\mtc@YN@non{no}
2623 \@namedef{mtc@YN@0}{no}\expandafter\def\csname mtc@YN@0\endcsname{no}
2624 \@namedef{mtc@YN@-}{no}\expandafter\def\csname mtc@YN@-\endcsname{no}
2625 \@namedef{mtc@YN@on}{no}\def\mtc@YN@on{no}
2626 \@namedef{mtc@YN@ON}{no}\def\mtc@YN@ON{no}
2627 \@namedef{mtc@YN@yes}{no}\def\mtc@YN@yes{no}
2628 \@namedef{mtc@YN@YES}{no}\def\mtc@YN@YES{no}
2629 \@namedef{mtc@YN@y}{no}\def\mtc@YN@y{no}
2630 \@namedef{mtc@YN@Y}{no}\def\mtc@YN@Y{no}
2631 \@namedef{mtc@YN@true}{no}\def\mtc@YN@true{no}
2632 \@namedef{mtc@YN@TRUE}{no}\def\mtc@YN@TRUE{no}
2633 \@namedef{mtc@YN@t}{no}\def\mtc@YN@t{no}
2634 \@namedef{mtc@YN@T}{no}\def\mtc@YN@T{no}
2635 \@namedef{mtc@YN@vrai}{no}\def\mtc@YN@vrai{no}
2636 \@namedef{mtc@YN@VRAI}{no}\def\mtc@YN@VRAI{no}
2637 \@namedef{mtc@YN@v}{no}\def\mtc@YN@v{no}
2638 \@namedef{mtc@YN@V}{no}\def\mtc@YN@TRUEV{no}
2639 \@namedef{mtc@YN@OUI}{no}\def\mtc@YN@OUI{no}
2640 \@namedef{mtc@YN@oui}{no}\def\mtc@YN@oui{no}
2641 \@namedef{mtc@YN@0}{no}\def\mtc@YN@0{no}
2642 \@namedef{mtc@YN@o}{no}\def\mtc@YN@o{no}
2643 \@namedef{mtc@YN@1}{no}\expandafter\def\csname mtc@YN@1\endcsname{no}
2644 \@namedef{mtc@YN@+}{no}\expandafter\def\csname mtc@YN@+\endcsname{no}

```

## 9.66.2 The `\mtcsetfont` command

`\@namedef` We define the sectionning level keywords (note that part is not a member of this family (sectlevel), because no contents line for a part can appear in a mini-table, part being the highest sectionning level); “\*” represents “any level”, and is used to set the global default font for a given kind of mini-table.

<sup>8</sup> This (deliberately extreme) case shows the easyness for creating synonyms of frequently used keywords. Note also that when a keyword contains a non-letter character, we must use a hack with `\expandafter \csname ... \endcsname`.

```

2645 \@namedef{mtc@sectlevel@chapter}{C}\def\mtc@sectlevel@chapter{C}
2646 \@namedef{mtc@sectlevel@section}{S}\def\mtc@sectlevel@section{S}
2647 \@namedef{mtc@sectlevel@subsection}{SS}\def\mtc@sectlevel@subsection{SS}
2648 \@namedef{mtc@sectlevel@subsubsection}{SSS}\def\mtc@sectlevel@subsubsection{SSS}
2649 \@namedef{mtc@sectlevel@paragraph}{P}\def\mtc@sectlevel@paragraph{P}
2650 \@namedef{mtc@sectlevel@subparagraph}{SP}\def\mtc@sectlevel@subparagraph{SP}
2651 \@namedef{mtc@sectlevel@*}{*}\expandafter\def\csname mtc@sectlevel@*\endcsname{}
2652 \@namedef{mtc@sectlevel@figure}{F}\def\mtc@sectlevel@figure{F}
2653 \@namedef{mtc@sectlevel@table}{T}\def\mtc@sectlevel@table{T}
2654 \@namedef{mtc@sectlevel@subfigure}{SF}\def\mtc@sectlevel@subfigure{SF}
2655 \@namedef{mtc@sectlevel@subtable}{ST}\def\mtc@sectlevel@subtable{ST}

```

`\mtcsetfont` The `\mtcsetfont` command has the following syntax:

```
\mtcsetfont{mini-table}{level-name}{font commands}
```

The *mini-table* type is a keyword like *minitoc*, the *level-name* is a sectioning level like *subsection* (no backslash). The *font commands* are a font specification, using NFSS [165] basic commands usually.

`\if@mtc@setfont@` First, we declare a flag, set true:

```
2656 \newif\if@mtc@setfont@\@mtc@setfont@true
```

`\mtcsetfont` Then, we begin the command, which has three arguments:

```
2657 \newcommand{\mtcsetfont}[3]{%
```

`\mtc@mta@abbrev` The two first arguments of this command are keywords. They must be translated into the effective strings. We process the first argument, a keyword from the `typetable` family. The `\if@mtc@setfont@` result is stored in `\mtc@mta@abbrev`. Example: if #1 is *minitoc*, we get *mtc*.  
`\@nameuse`

```

2658 \def\mtc@mta@abbrev{X}
2659 \@mtc@setfont@true
2660 \expandafter\ifx\csname mtc@typetable@#1\endcsname\relax
2661   \@mtc@setfont@false
2662   \def\mtc@mta@abbrev{X}
2663   \mtcPackageError[<E0013>]{minitoc}%
2664     {\string\mtcsetfont \space has a wrong first argument
2665     \MessageBreak
2666     (#1).
2667     \MessageBreak
2668     It should be a mini-table type
2669     \MessageBreak
2670     (parttoc...sectlot)}%

```

```

2671      {Correct the source code.
2672      \MessageBreak
2673      Type <return> and rerun LaTeX}
2674 \else
2675   \edef\mtc@mta@abbrev{\@nameuse{mtc@typetable@#1}}
2676 \fi

```

`\mtc@level@abbrev` The second argument, a keyword from the family `sectlevel`, is processed the same way and the result is stored into a macro `\mtc@level@abbrev`. Example: if #2 is the subparagraph keyword, we get SP.

```

2677 \def\mtc@level@abbrev{X}
2678 \expandafter\ifx\csname mtc@sectlevel@#2\endcsname\relax
2679   \@mtc@setfont@false
2680   \def\mtc@level@abbrev{X}
2681   \mtcPackageError[<E0014>]{minitoc}%
2682     {\string\mtcsetfont \space has a wrong second argument
2683     \MessageBreak
2684     (#2).
2685     \MessageBreak
2686     It should be a sectioning level
2687     \MessageBreak
2688     (part...subparagraph) or * }%
2689     {Correct the source code.
2690     \MessageBreak
2691     Type <return> and rerun LaTeX}
2692 \else
2693   \edef\mtc@level@abbrev{\@nameuse{mtc@sectlevel@#2}}
2694 \fi

```

`\mtc@tmp@name` Then, we construct the effective macro to be applied:  
`\mtc@mta@abbrev`  
`\mtc@level@abbrev` 2695 \def\mtc@tmp@name{\mtc@mta@abbrev\mtc@level@abbrev font}

Example: if #1 is minitoc and #2 is subsection, we get `mtcSSfont`, which is the name of the command for the font of a subsection entry in a minitoc (the backslash is missing, but we will use a `\csname ... \endcsname` pair to apply the constructed command).

`\ifmtc@setfont@` But all combinaisons are not legal (the level of the entry must be lower than the level of the mini-table), so we must test. Special care must be taken for testing via internal defined commands (*quarks*) with `@mtcqk` at the end of their names).

```

2696 \def\parttoc@mtcqk{parttoc@mtcqk}
2697 \def\minitoc@mtcqk{minitoc@mtcqk}
2698 \def\secttoc@mtcqk{secttoc@mtcqk}
2699 \def\partlof@mtcqk{partlof@mtcqk}
2700 \def\minilof@mtcqk{minilof@mtcqk}
2701 \def\sectlof@mtcqk{sectlof@mtcqk}

```

```

2702 \def\partlot@mtcck{partlot@mtcck}
2703 \def\minilot@mtcck{minilot@mtcck}
2704 \def\sectlot@mtcck{sectlot@mtcck}
2705 \def\part@mtcck{part@mtcck}
2706 \def\chapter@mtcck{chapter@mtcck}
2707 \def\section@mtcck{section@mtcck}
2708 \def\subsection@mtcck{subsection@mtcck}
2709 \def\subsubsection@mtcck{subsubsection@mtcck}
2710 \def\paragraph@mtcck{paragraph@mtcck}
2711 \def\subparagraph@mtcck{subparagraph@mtcck}
2712 \def\figure@mtcck{figure@mtcck}
2713 \def\table@mtcck{table@mtcck}
2714 \def\subfigure@mtcck{subfigure@mtcck}
2715 \def\subtable@mtcck{subtable@mtcck}
2716 \@mtc@setfont@true
2717 \expandafter\ifx\csname #1@mtcck\endcsname\parttoc@mtcck\relax
2718   \expandafter\ifx\csname #2@mtcck\endcsname\figure@mtcck\relax\@mtc@setfont@false\fi
2719   \expandafter\ifx\csname #2@mtcck\endcsname\subfigure@mtcck\relax\@mtc@setfont@false\fi
2720   \expandafter\ifx\csname #2@mtcck\endcsname\table@mtcck\relax\@mtc@setfont@false\fi
2721   \expandafter\ifx\csname #2@mtcck\endcsname\subtable@mtcck\relax\@mtc@setfont@false\fi
2722 \fi
2723 \expandafter\ifx\csname #1@mtcck\endcsname\partlof@mtcck\relax
2724   \expandafter\ifx\csname #2@mtcck\endcsname\table@mtcck\relax\@mtc@setfont@false\fi
2725   \expandafter\ifx\csname #2@mtcck\endcsname\subtable@mtcck\relax\@mtc@setfont@false\fi
2726 \fi
2727 \expandafter\ifx\csname #1@mtcck\endcsname\partlot@mtcck\relax
2728   \expandafter\ifx\csname #2@mtcck\endcsname\figure@mtcck\relax\@mtc@setfont@false\fi
2729   \expandafter\ifx\csname #2@mtcck\endcsname\subfigure@mtcck\relax\@mtc@setfont@false\fi
2730 \fi
2731 \expandafter\ifx\csname #1@mtcck\endcsname\minitoc@mtcck\relax
2732   \expandafter\ifx\csname #2@mtcck\endcsname\part@mtcck\relax\@mtc@setfont@false\fi
2733   \expandafter\ifx\csname #2@mtcck\endcsname\chapter@mtcck\relax\@mtc@setfont@false\fi
2734   \expandafter\ifx\csname #2@mtcck\endcsname\figure@mtcck\relax\@mtc@setfont@false\fi
2735   \expandafter\ifx\csname #2@mtcck\endcsname\subfigure@mtcck\relax\@mtc@setfont@false\fi
2736   \expandafter\ifx\csname #2@mtcck\endcsname\table@mtcck\relax\@mtc@setfont@false\fi
2737   \expandafter\ifx\csname #2@mtcck\endcsname\subtable@mtcck\relax\@mtc@setfont@false\fi
2738 \fi
2739 \expandafter\ifx\csname #1@mtcck\endcsname\minilof@mtcck\relax
2740   \expandafter\ifx\csname #2@mtcck\endcsname\part@mtcck\relax\@mtc@setfont@false\fi
2741   \expandafter\ifx\csname #2@mtcck\endcsname\chapter@mtcck\relax\@mtc@setfont@false\fi
2742   \expandafter\ifx\csname #2@mtcck\endcsname\table@mtcck\relax\@mtc@setfont@false\fi
2743   \expandafter\ifx\csname #2@mtcck\endcsname\subtable@mtcck\relax\@mtc@setfont@false\fi
2744 \fi
2745 \expandafter\ifx\csname #1@mtcck\endcsname\minilot@mtcck\relax
2746   \expandafter\ifx\csname #2@mtcck\endcsname\part@mtcck\relax\@mtc@setfont@false\fi
2747   \expandafter\ifx\csname #2@mtcck\endcsname\chapter@mtcck\relax\@mtc@setfont@false\fi
2748   \expandafter\ifx\csname #2@mtcck\endcsname\figure@mtcck\relax\@mtc@setfont@false\fi
2749   \expandafter\ifx\csname #2@mtcck\endcsname\subfigure@mtcck\relax\@mtc@setfont@false\fi
2750 \fi
2751 \expandafter\ifx\csname #1@mtcck\endcsname\secttoc@mtcck\relax
2752   \expandafter\ifx\csname #2@mtcck\endcsname\part@mtcck\relax\@mtc@setfont@false\fi
2753   \expandafter\ifx\csname #2@mtcck\endcsname\chapter@mtcck\relax\@mtc@setfont@false\fi
2754   \expandafter\ifx\csname #2@mtcck\endcsname\section@mtcck\relax\@mtc@setfont@false\fi
2755   \expandafter\ifx\csname #2@mtcck\endcsname\figure@mtcck\relax\@mtc@setfont@false\fi

```

```

2756 \expandafter\ifx\csname #2@mtcck\endcsname\subfigure@mtcck\relax\@mtc@setfont@false\fi
2757 \expandafter\ifx\csname #2@mtcck\endcsname\table@mtcck\relax\@mtc@setfont@false\fi
2758 \expandafter\ifx\csname #2@mtcck\endcsname\subtable@mtcck\relax\@mtc@setfont@false\fi
2759 \fi
2760 \expandafter\ifx\csname #1@mtcck\endcsname\sectlof@mtcck\relax
2761 \expandafter\ifx\csname #2@mtcck\endcsname\part@mtcck\relax\@mtc@setfont@false\fi
2762 \expandafter\ifx\csname #2@mtcck\endcsname\chapter@mtcck\relax\@mtc@setfont@false\fi
2763 \expandafter\ifx\csname #2@mtcck\endcsname\section@mtcck\relax\@mtc@setfont@false\fi
2764 \expandafter\ifx\csname #2@mtcck\endcsname\table@mtcck\relax\@mtc@setfont@false\fi
2765 \expandafter\ifx\csname #2@mtcck\endcsname\subtable@mtcck\relax\@mtc@setfont@false\fi
2766 \fi
2767 \expandafter\ifx\csname #1@mtcck\endcsname\sectlot@mtcck\relax
2768 \expandafter\ifx\csname #2@mtcck\endcsname\part@mtcck\relax\@mtc@setfont@false\fi
2769 \expandafter\ifx\csname #2@mtcck\endcsname\chapter@mtcck\relax\@mtc@setfont@false\fi
2770 \expandafter\ifx\csname #2@mtcck\endcsname\section@mtcck\relax\@mtc@setfont@false\fi
2771 \expandafter\ifx\csname #2@mtcck\endcsname\figure@mtcck\relax\@mtc@setfont@false\fi
2772 \expandafter\ifx\csname #2@mtcck\endcsname\subfigure@mtcck\relax\@mtc@setfont@false\fi
2773 \fi

```

`\if@mtc@setfont@` If the combinaison is legal, we apply it, i.e., we redefine the meaning of the constructed macro  
`\mtc@tmp@name` with the sequence of commands given as third argument of `\mtcsetfont` and we log that  
`\mtc@mta@abbrev` event (we store the third argument in a token register to can print it *verbatim*).  
`\mtc@level@abbrev`  
`\mtc@toks` If the combinaison is not legal, an error message is displayed.

```

2774 \if@mtc@setfont@
2775 \def\mtc@tmp@name{\mtc@mta@abbrev\mtc@level@abbrev font}
2776 \mtc@toks{#3}
2777 \mtcPackageInfo[<I0015>]{minitoc}%
2778 {string\mtcsetfont\space redefines the macro
2779 \MessageBreak
2780 "\mtc@tmp@name" as "\the\mtc@toks"}
2781 \expandafter\def\csname\mtc@tmp@name\endcsname{#3}
2782 \else
2783 \mtcPackageError[<E0024>]{minitoc}%
2784 {The macro string\mtcsetfont\space has incompatible
2785 \MessageBreak
2786 first (#1) and second (#2) arguments}%
2787 {Correct the source code.
2788 \MessageBreak
2789 Type <return> and rerun LaTeX}
2790 \fi
2791 }

```

### 9.66.3 The `\mtcsetttitlefont` command

`\mtcsetttitlefont` This command is very similar to the `\mtcsetfont` command. Its syntax is almost identical:

```
\mtcsetttitlefont{mini-table}{font commands}
```

`\if@mtc@settitlefont@` The *mini-table* type is a keyword like *minitoc*. The *font commands* are a font specification, using NFSS [165] basic commands usually. The difference is the absence of the second keyword argument, because the *font commands* will be applied to the title of each mini-table of the given kind.

First, we declare a flag, set true:

```
2792 \newif\if@mtc@settitlefont@\@mtc@settitlefont@true
```

`\mtcsettitlefont` And we begin the definition of the `\mtcsettitlefont` command, which has two arguments:

```
2793 \newcommand{\mtcsettitlefont}[2]{%
```

`\mtc@mtatf@abbrev` We process the first argument, a keyword of the *typetitle* family, then the result is stored into `\mtc@mtatf@abbrev`:  
`\if@mtc@settitlefont@`  
`\@nameuse`

```
2794 \def\mtc@mtatf@abbrev{X}
2795 \@mtc@settitlefont@true
2796 \expandafter\ifx\csname mtc@typetitle@#1\endcsname\relax
2797   \@mtc@settitlefont@false
2798   \def\mtc@mtatf@abbrev{X}
2799   \mtcPackageError[<E0022>]{minitoc}%
2800     {\string\mtcsettitlefont \space has a wrong first argument
2801       \MessageBreak
2802       (#1).
2803       \MessageBreak
2804       It should be a mini-table type
2805       \MessageBreak
2806       (parttoc...sectlot)}}%
2807   {Correct the source code.
2808     \MessageBreak
2809     Type <return> and rerun LaTeX}
2810 \else
2811   \edef\mtc@mtatf@abbrev{\@nameuse{mtc@typetitle@#1}}
2812 \fi
```

`\if@mtc@settitlefont@` Then we build the name of the effective command and apply this command:

```
\mtc@tmptf@name
\mtc@mtatf@abbrev 2813 \if@mtc@settitlefont@
\mtc@toks 2814   \def\mtc@tmptf@name{\mtc@mtatf@abbrev font}
2815   \mtc@toks{#2}
2816   \mtcPackageInfo[<I0018>]{minitoc}%
2817     {\string\mtcsettitlefont\space redefines the macro
2818       \MessageBreak
2819       "\mtc@tmptf@name" as
2820       \MessageBreak
2821       "\the\mtc@toks"}
```



```

2822 \expandafter\def\csname\mtc@tmptf@name\endcsname{#2}
2823 \else
2824 \mtcPackageError[<E0034>]{minitoc}%
2825 {The macro \string\mtcsettitlefont\space uses
2826 \MessageBreak
2827 an illegal type of table (#1)}%
2828 {Correct the source code.
2829 \MessageBreak
2830 Type <return> and rerun LaTeX}{\relax}
2831 \fi
2832 }

```

### 9.66.4 The `\mtcsettitle` command

`\mtcsettitle` This command is very similar to the `\mtcsettitlefont` command. Its syntax is almost identical:

```
\mtcsettitle{mini-table}{text}
```

The *mini-table* type is a keyword like `minitoc`. The *text* is the text for a mini-table title.

`\if@mtc@settitle@` First, we declare a flag, set true:

```
2833 \newif\if@mtc@settitle@\@mtc@settitle@true
```

`\mtcsettitle` Then we define the `\mtcsettitle` command, which has two arguments:

```
2834 \newcommand{\mtcsettitle}[2]{%
```

`\mtc@mtati@abbrev` We process the first argument, a keyword of the `typetable` family. The result is stored in  
`\if@mtc@settitle@` `\mtc@mtati@abbrev:`  
`\@nameuse`

```

2835 \def\mtc@mtati@abbrev{X}
2836 \@mtc@settitle@true
2837 \expandafter\ifx\csname mtc@typetable@#1\endcsname\relax
2838 \@mtc@settitle@false
2839 \def\mtc@mtati@abbrev{X}
2840 \mtcPackageError[<E0021>]{minitoc}%
2841 {\string\mtcsettitle \space has a wrong first argument
2842 \MessageBreak
2843 (#1).
2844 \MessageBreak
2845 It should be a mini-table type
2846 \MessageBreak
2847 (parttoc...sectlot)}%

```

```

2848      {Correct the source code.
2849      \MessageBreak
2850      Type <return> and rerun LaTeX}
2851 \else
2852   \edef\mtc@mtati@abbrev{\@nameuse{mtc@typetable@#1}}
2853 \fi

```

\if@mtc@settitle@ And we construct the name of the effective macro and apply it:

```

\mtc@tmpti@name
\mtc@mtati@abbrev 2854 \if@mtc@settitle@
\mtc@toks 2855   \def\mtc@tmpti@name{\mtc@mtati@abbrev title}
2856   \mtc@toks{#2}
2857   \mtcPackageInfo[<I0017>]{minitoc}%
2858   {\string\mtcsettitle\space redefines the macro
2859   \MessageBreak
2860   "\mtc@tmpti@name" as
2861   \MessageBreak
2862   "\the\mtc@toks"}
2863   \expandafter\def\csname\mtc@tmpti@name\endcsname{#2}
2864 \else
2865   \mtcPackageError[<E0033>]{minitoc}%
2866   {The macro \string\mtcsettitle\space uses
2867   \MessageBreak
2868   an illegal type of table (#1)}%
2869   {Correct the source code.
2870   \MessageBreak
2871   Type <return> and rerun LaTeX}{\relax}
2872 \fi
2873 }

```

### 9.66.5 The \mtcsetformat command

\@namedef We define first the keywords (family formatparam) for the three formatting parameters that this command can alter:

```

2874 \@namedef{mtc@formatparam@dotinterval}{dotsep}%
2875 \def\mtc@arg@dotinterval{dotsep}
2876 \@namedef{mtc@formatparam@tocrightmargin}{tocrmarg}%
2877 \def\mtc@arg@tocrightmargin{tocrightmargin}
2878 \@namedef{mtc@formatparam@pagenumwidth}{pnumwidth}%
2879 \def\mtc@arg@pagenumwidth{\mtc@arg@pagenumwidth}
2880 %% \@namedef{mtc@arg@numwidth}{numwidth} %not yet available
2881 %% \def\mtc@arg@numwidth{\mtc@arg@numwidth} %not yet available

```

`\AtBeginDocument` The `\mtcsetformat` command needs an initialization to be done at the beginning of the document, to set the defaults values of the formatting parameters:

```
2882 \AtBeginDocument{%
```

```

    \@pnumwidth  We take, if possible, the default value of \@pnumwidth for each type of mini-tables:
\ptcpnumwidth
\mtcpnumwidth 2883 \@ifundefined{ptcpnumwidth}{\let\ptcpnumwidth\@pnumwidth}{}%
\stcpnumwidth 2884 \@ifundefined{stcpnumwidth}{\let\stcpnumwidth\@pnumwidth}{}%
\plfpnumwidth 2885 \@ifundefined{mtcpnumwidth}{\let\mtcpnumwidth\@pnumwidth}{}%
\mlfpnumwidth 2886 \@ifundefined{plfpnumwidth}{\let\plfpnumwidth\@pnumwidth}{}%
\slfpnumwidth 2887 \@ifundefined{mlfpnumwidth}{\let\mlfpnumwidth\@pnumwidth}{}%
\pltpnumwidth 2888 \@ifundefined{slfpnumwidth}{\let\slfpnumwidth\@pnumwidth}{}%
\mltpnumwidth 2889 \@ifundefined{pltpnumwidth}{\let\pltpnumwidth\@pnumwidth}{}%
\sltpnumwidth 2890 \@ifundefined{mltpnumwidth}{\let\mltpnumwidth\@pnumwidth}{}%
                2891 \@ifundefined{sltpnumwidth}{\let\sltpnumwidth\@pnumwidth}{}%

```

```

    \@tocrmarg  We take, if possible, the default value of \@tocrmarg for each type of mini-tables:
\ptctocrmarg
\mtclofrmarg 2892 \@ifundefined{ptctocrmarg}{\let\ptctocrmarg\@tocrmarg}{}%
\stclotrmarg 2893 \@ifundefined{mtctocrmarg}{\let\mtctocrmarg\@tocrmarg}{}%
\plftocrmarg 2894 \@ifundefined{stctocrmarg}{\let\stctocrmarg\@tocrmarg}{}%
\mlflofrmarg 2895 \@ifundefined{plftocrmarg}{\let\plftocrmarg\@tocrmarg}{}%
\slflotrmarg 2896 \@ifundefined{mlftocrmarg}{\let\mlftocrmarg\@tocrmarg}{}%
\plttocrmarg 2897 \@ifundefined{slftocrmarg}{\let\slftocrmarg\@tocrmarg}{}%
\mltlofrmarg 2898 \@ifundefined{plttocrmarg}{\let\plttocrmarg\@tocrmarg}{}%
\sltlotrmarg 2899 \@ifundefined{mlttocrmarg}{\let\mlttocrmarg\@tocrmarg}{}%
                2900 \@ifundefined{slttocrmarg}{\let\slttocrmarg\@tocrmarg}{}%

```

```

    \@dotsep  We take, if possible, the default value of \@dotsep for each type of mini-tables:
\ptcdotsep
\mtcdotsep 2901 \@ifundefined{ptcdotsep}{\let\ptcdotsep\@dotsep}{}%
\stcdotsep 2902 \@ifundefined{mtcdotsep}{\let\mtcdotsep\@dotsep}{}%
\plfdotsep 2903 \@ifundefined{stcdotsep}{\let\stcdotsep\@dotsep}{}%
\mlfdotsep 2904 \@ifundefined{plfdotsep}{\let\plfdotsep\@dotsep}{}%
\slfdotsep 2905 \@ifundefined{mlfdotsep}{\let\mlfdotsep\@dotsep}{}%
\pltdotsep 2906 \@ifundefined{slfdotsep}{\let\slfdotsep\@dotsep}{}%
\mltdotsep 2907 \@ifundefined{pltdotsep}{\let\pltdotsep\@dotsep}{}%
\sltdotsep 2908 \@ifundefined{mltdotsep}{\let\mltdotsep\@dotsep}{}%
                2909 \@ifundefined{sltdotsep}{\let\sltdotsep\@dotsep}{}%

```

And we terminate the `\AtBeginDocument` block:

```
2910 }
```

`\mtcsetformat` The executive part is done via the following macros, which are invoked in the `\mtc@verse`-like environments for each kind of mini-table. These commands activate the values recorded by `\mtcsetformat`.

`\ptc@setform` The `\ptc@setform` macro is invoked in `ptc@verse` to set format parameters:  
`ptc@verse`

```
2911 \def\ptc@setform{%
2912 \let\@pnumwidth\ptcpnumwidth\relax
2913 \let\@tocrmarg\ptctocrmarg\relax
2914 \let\@dotsep\ptcdotsep\relax
2915 }
```

`\mtc@setform` The `\mtc@setform` macro is invoked in `mtc@verse` to set format parameters:  
`mtc@verse`

```
2916 \def\mtc@setform{%
2917 \let\@pnumwidth\mtcpnumwidth\relax
2918 \let\@tocrmarg\mtctocrmarg\relax
2919 \let\@dotsep\mtcdotsep\relax
2920 }
```

`\stc@setform` The `\stc@setform` macro is invoked in `stc@verse` to set format parameters:  
`stc@verse`

```
2921 \def\stc@setform{%
2922 \let\@pnumwidth\stcpnumwidth\relax
2923 \let\@tocrmarg\stctocrmarg\relax
2924 \let\@dotsep\stcdotsep\relax
2925 }
```

`\plf@setform` The `\plf@setform` macro is invoked in `ptc@verse` to set format parameters:  
`ptc@verse`

```
2926 \def\plf@setform{%
2927 \let\@pnumwidth\plfpnumwidth\relax
2928 \let\@tocrmarg\plftocrmarg\relax
2929 \let\@dotsep\plfdotsep\relax
2930 }
```

`\mlf@setform` The `\mlf@setform` macro is invoked in `mtc@verse` to set format parameters:  
`mtc@verse`

```
2931 \def\mlf@setform{%
2932 \let\@pnumwidth\mlfpnumwidth\relax
2933 \let\@tocrmarg\mlftocrmarg\relax
2934 \let\@dotsep\mlfdotsep\relax
2935 }
```

`\slf@setform` The `\slf@setform` macro is invoked in `stc@verse` to set format parameters:  
`stc@verse`

```
2936 \def\slf@setform{%
2937 \let\@pnumwidth\slfpnumwidth\relax
2938 \let\@tocrmarg\slftocrmarg\relax
2939 \let\@dotsep\slfdotsep\relax
2940 }
```

`\plt@setform` The `\plt@setform` macro is invoked in `ptc@verse` to set format parameters:  
`ptc@verse`

```
2941 \def\plt@setform{%
2942 \let\@pnumwidth\pltpnumwidth\relax
2943 \let\@tocrmarg\plttocrmarg\relax
2944 \let\@dotsep\pltdotsep\relax
2945 }
```

`\mlt@setform` The `\mlt@setform` macro is invoked in `mtc@verse` to set format parameters:  
`mtc@verse`

```
2946 \def\mlt@setform{%
2947 \let\@pnumwidth\plfpnumwidth\relax
2948 \let\@tocrmarg\plftocrmarg\relax
2949 \let\@dotsep\plfdotsep\relax
2950 }
```

`\slt@setform` The `\slt@setform` macro is invoked in `stc@verse` to set format parameters:  
`stc@verse`

```
2951 \def\slt@setform{%
2952 \let\@pnumwidth\plfpnumwidth\relax
2953 \let\@tocrmarg\plftocrmarg\relax
2954 \let\@dotsep\plfdotsep\relax
2955 }
```

`\if@mtc@setformat@` We now define a flag and the `\mtcsetformat` command, which has the following syntax:  
`\mtcsetformat`

`\mtcsetformat{mini-table}{parameter-name}{value}`

where *mini-table* is a keyword of the `typetable` family, *parameter-name* is a keyword of the `formatparam` family and *value*, the value of this parameter for the given kind of mini-table.

```
2956 \newif\if@mtc@setformat@\@mtc@setformat@true
2957 \newcommand{\mtcsetformat}[3]{%
```

`\mtc@mtf@abbrev` We now process the first argument and store the result in `\mtc@mtf@abbrev`:  
`\mtc@fparam@abbrev`

```

2958 \def\mtc@mtf@abbrev{X}
2959 \def\mtc@fparam@abbrev{X}
2960 \@mtc@setformat@true
2961 \expandafter\ifx\csname mtc@typetable@#1\endcsname\relax
2962   \@mtc@setformat@false
2963   \def\mtc@mtf@abbrev{X}
2964   \mtcPackageError[<E0015>]{minitoc}%
2965     {\string\mtcsetformat \space has a wrong first argument
2966     \MessageBreak
2967     (#1).
2968     \MessageBreak
2969     It should be a mini-table type
2970     \MessageBreak
2971     (parttoc...sectlot)}%
2972   {Correct the source code.
2973   \MessageBreak
2974   Type <return> and rerun LaTeX}
2975 \else
2976   \edef\mtc@mtf@abbrev{\@nameuse{mtc@typetable@#1}}
2977 \fi

```

`\mtc@fparam@abbrev` Then we process the second argument and store the result into a macro `\mtc@fparam@abbrev`:  
`\@nameuse`

```

2978 \expandafter\ifx\csname mtc@formatparam@#2\endcsname\relax
2979   \@mtc@setformat@false
2980   \def\mtc@fparam@abbrev{X}
2981   \mtcPackageError[<E0016>]{minitoc}%
2982     {\string\mtcsetformat \space has a wrong second argument
2983     \MessageBreak
2984     (#2).
2985     \MessageBreak
2986     It should be a formatting param choosen from:
2987     \MessageBreak
2988     pagenumwidth, tocrighmargin, dotinterval}%
2989   {Correct the source code.
2990   \MessageBreak
2991   Type <return> and rerun LaTeX}
2992 \else
2993   \edef\mtc@fparam@abbrev{\@nameuse{mtc@formatparam@#2}}
2994 \fi

```

`\if@mtc@setformat@` The name of the storage macro is built and it receives the third parameter as value:

```

\mtc@tmpfm@name
\mtc@mtf@abbrev 2995 \if@mtc@setformat@
\mtc@fparam@abbrev 2996   \def\mtc@tmpfm@name{\mtc@mtf@abbrev\mtc@fparam@abbrev}
2997   \mtcPackageInfo[<I0016>]{minitoc}%
2998   {\string\mtcsetformat\space redefines the macro
2999   \MessageBreak

```

```

3000      "\mtc@tmpfm@name" as "\string#3"}
3001  \expandafter\def\csname\mtc@tmpfm@name\endcsname{#3}
3002 \else
3003   \mtcPackageError[<E0025>]{minitoc}%
3004     {The macro \string\mtcsetformat\space has incompatible
3005      \MessageBreak
3006      first (#1) and second (#2) arguments}%
3007     {Correct the source code.
3008      \MessageBreak
3009      Type <return> and rerun LaTeX}
3010 \fi
3011 }

```

### 9.66.6 The `\mtcsetpagenumbers` command

This command activates or inhibits page numbers in the mini-tables of a given kind. Its syntax is the following:

`\mtcsetpagenumbers{mini-table}{on|off}`

where *mini-table* is a keyword for a kind of mini-table (`parttoc`, ... `sectlot`), or `on` and `off` a keyword to activate (`on`) or inhibit (`off`) the page numbers. `on` and `off` have many synonyms.

`\if@mtc@setpagenumbers@` We define some flags:

`\if@mtc@spn@ok@`

```

3012 \newif\if@mtc@setpagenumbers@ \@mtc@setpagenumbers@false
3013 \newif\if@mtc@spn@ok@

```

`\mtcsetpagenumbers` We define the user-level macro. If the first argument is a star, we call the internal macro `\@ifundefined` `\mtcsetpagenumbers@` for each type of mini-table available; else, we call this internal macro only once, for the specified type of mini-table.

```

3014 \newcommand{\mtcsetpagenumbers}[2]{%
3015   \expandafter\ifx\csname #1\endcsname\*\relax
3016     \@ifundefined{part}{}%
3017     {\mtcsetpagenumbers@{parttoc}{#2}
3018      \mtcsetpagenumbers@{partlof}{#2}
3019      \mtcsetpagenumbers@{partlot}{#2}}
3020   \@ifundefined{chapter}{}%
3021   {\mtcsetpagenumbers@{minitoc}{#2}
3022    \mtcsetpagenumbers@{minilof}{#2}
3023    \mtcsetpagenumbers@{minilot}{#2}}
3024   \@ifundefined{section}{}%
3025   {\mtcsetpagenumbers@{secttoc}{#2}
3026    \mtcsetpagenumbers@{sectlof}{#2}}

```

```

3027     \mtcsetpagenumbers@{sectlot}{#2}}
3028   \else
3029     \mtcsetpagenumbers@{#1}{#2}%
3030   \fi
3031 }

```

\mtcsetpagenumber@ Then the \mtcsetpagenumbers@ internal macro, with two arguments:

```

3032 \newcommand{\mtcsetpagenumbers@}[2]{%

```

\mtc@mttpn@abbrev We process the first argument, a keyword of the typetable family, and store the result in  
 \mtc@pns@abbrev \mtc@mttpn@abbrev:

```

3033 \def\mtc@mttpn@abbrev{X}
3034 \@mtc@setpagenumbers@true
3035 \def\mtc@pns@abbrev{}
3036 \expandafter\ifx\csname mtc@typetable@#1\endcsname\relax
3037   \@mtc@setpagenumbers@false
3038   \def\mtc@pns@abbrev{X}
3039   \def\mtc@mttpn@abbrev{X}
3040   \mtcPackageError[<E0017>]{minitoc}%
3041     {\string\mtcsetpagenumbers \space has a wrong first
3042     \MessageBreak
3043     argument (#1)}%
3044     {It should be a mini-table type
3045     \MessageBreak
3046     (parttoc...sectlot)
3047     \MessageBreak
3048     Correct the source code.
3049     \MessageBreak
3050     Type <return> and rerun LaTeX}
3051 \else
3052   \edef\mtc@mttpn@abbrev{\@nameuse{mtc@typetable@#1}}
3053 \fi

```

\if@mtc@spn@ok@ Then the second argument, a keyword of the YN family, and store the result into a macro  
 \mtc@pns@abbrev \mtc@pns@abbrev. The name of the effective macro is built and the macro executed.

```

\mtc@mttpn@abbrev
\if@mtc@setpagenumbers@ 3054 \@mtc@spn@ok@true
  \mtc@tmppn@name 3055 \expandafter\ifx\csname mtc@YN@#2\endcsname\relax
3056   \@mtc@spn@ok@false
3057   \def\mtc@pns@abbrev{X}
3058   \def\mtc@mttpn@abbrev{X}
3059   \@mtc@setpagenumbers@false
3060   \def\mtc@mttpn@abbrev{X}
3061   \mtcPackageError[<E0018>]{minitoc}%
3062     {\string\mtcsetpagenumbers \space has a wrong second
3063     \MessageBreak
3064     argument (#2)}%

```



```

3065      {It should be a boolean value (0/1, yes/no, on/off, ...)
3066      \MessageBreak
3067      Correct the source code.
3068      \MessageBreak
3069      Type <return> and rerun LaTeX}
3070 \else
3071   \edef\mtc@pns@abbrev{\@nameuse{mtc@YN@#2}}
3072   \def\mtc@pns@abbrevX{X}
3073   \def\mtc@noX{mtc@noX}
3074   \def\mtc@tmppn@name{\mtc@pns@abbrev\mtc@mttpn@abbrev pagenumbers}
3075   \expandafter\ifx\csname mtc@\mtc@pns@abbrev X\endcsname\mtc@noX
3076     \mtcPackageInfo[<I0022>]{minitoc}%
3077     {Page numbers are inhibited
3078     \MessageBreak
3079     for the #1s}
3080   \else
3081     \mtcPackageInfo[<I0021>]{minitoc}%
3082     {Page numbers are activated
3083     \MessageBreak for the #1s}
3084   \fi
3085   \csname\mtc@tmppn@name\endcsname{}
3086 \fi
3087 }

```

### 9.66.7 The `\mtcsetrules` command

This macro is very similar to `\mtcsetpagenumbers` and its syntax is the same:

```
\mtcsetrules{mini-table}{on|off}
```

where *mini-table* is a keyword for a kind of mini-table (`parttoc`, ... `sectlot`), or `on` and `off` a keyword to activate (`on`) or inhibit (`off`) the horizontal rules. `on` and `off` have many synonyms.

Hence the code is similar.

```

\if@mtc@setrules@ We define some flags:
\if@mtc@sru@ok@
3088 \newif\if@mtc@setrules@ \@mtc@setrules@false
3089 \newif\if@mtc@sru@ok@

```

```

\mtcsetrules We define the user-level macro. If the first argument is a star, we call the internal macro
\ifundefined \mtcsetrules@ for each type of mini-table available; else, we call this internal macro only
\mtcsetrules@ once, for the specified type of mini-table.

```

```

3090 \newcommand{\mtcsetrules}[2]{%
3091   \expandafter\ifx\csname #1\endcsname\*\relax
3092   \@ifundefined{part}{}%
3093   {\mtcsetrules@{parttoc}{#2}}
3094   \mtcsetrules@{partlof}{#2}
3095   \mtcsetrules@{partlot}{#2}}
3096   \@ifundefined{chapter}{}%
3097   {\mtcsetrules@{minitoc}{#2}}
3098   \mtcsetrules@{minilof}{#2}
3099   \mtcsetrules@{minilot}{#2}}
3100   \@ifundefined{section}{}%
3101   {\mtcsetrules@{secttoc}{#2}}
3102   \mtcsetrules@{sectlof}{#2}
3103   \mtcsetrules@{sectlot}{#2}}
3104   \else
3105   \mtcsetrules@{#1}{#2}%
3106   \fi
3107 }

```

\mtcsetrules@ Then the \mtcsetrules@ internal macro, which has two arguments:

```

3108 \newcommand{\mtcsetrules@}[2]{%

```

\mtc@mttru@abbrev We process the first argument, a keyword of the typetable family and store the result in a macro \mtc@mttru@abbrev:  
 \if@mtc@setrules@  
 \mtc@rusw@abbrev

```

\@nameuse 3109 \def\mtc@mttru@abbrev{X}
3110 \mtc@setrules@true
3111 \def\mtc@rusw@abbrev{}
3112 \expandafter\ifx\csname mtc@typetable@#1\endcsname\relax
3113   \@mtc@setrules@false
3114   \def\mtc@rusw@abbrev{X}
3115   \def\mtc@mttru@abbrev{X}
3116   \mtcPackageError[<E0019>]{minitoc}%
3117     {\string\mtcsetrules \space has a wrong first argument
3118     \MessageBreak
3119     (#1)}%
3120     {It should be a mini-table type
3121     \MessageBreak
3122     (parttoc...sectlot)
3123     \MessageBreak
3124     Correct the source code.
3125     \MessageBreak
3126     Type <return> and rerun LaTeX}
3127 \else
3128   \edef\mtc@mttru@abbrev{\@nameuse{mtc@typetable@#1}}
3129 \fi

```

```

\if@mtc@sru@ok@ Then the second argument, a keyword of the YN family, and store the result in a macro
\mtc@rusw@abbrev \mtc@rusw@abbrev. The name of the effective macro is built and the macro executed.
\mtc@mttru@abbrev
if@setrules@false 3130 \@mtc@sru@ok@true
\mtc@noX 3131 \expandafter\ifx\csname mtc@YN@#2\endcsname\relax
\mtc@tmppn@name 3132 \@mtc@sru@ok@false
3133 \def\mtc@rusw@abbrev{X}
3134 \def\mtc@mttru@abbrev{X}
3135 \@mtc@setrules@false
3136 \mtcPackageError[<E0020>]{minitoc}%
3137 {\string\mtcsetrules \space has a wrong second argument
3138 \MessageBreak
3139 (#2)}%
3140 {It should be a boolean value (0/1, yes/no, on/off, ...)
3141 \MessageBreak
3142 Correct the source code.
3143 \MessageBreak
3144 Type <return> and rerun LaTeX}
3145 \else
3146 \edef\mtc@rusw@abbrev{\@nameuse{mtc@YN@#2}}
3147 \def\mtc@rusw@abbrevX{X}
3148 \def\mtc@noX{mtc@noX}
3149 \def\mtc@tmppn@name{\mtc@rusw@abbrev\mtc@mttru@abbrev rule}
3150 \expandafter\ifx\csname mtc@\mtc@rusw@abbrev X\endcsname\mtc@noX
3151 \mtcPackageInfo[<I0008>]{minitoc}%
3152 {Horizontal rules are inhibited
3153 \MessageBreak
3154 for the #1s}
3155 \else
3156 \mtcPackageInfo[<I0007>]{minitoc}%
3157 {Horizontal rules are activated
3158 \MessageBreak
3159 for the #1s}
3160 \fi
3161 \csname\mtc@tmppn@name\endcsname{}
3162 \fi
3163 }

```

### 9.66.8 The `\mtcsetfeature` command

For this command, we must define three families of keywords, but the third is just used to add the word “style” for the “pagestyle” when “thispage” is used.

A family (`ltypetable`) for the long names of the types of mini-tables:

```

3164 \@namedef{mtc@ltypetable@parttoc}{parttoc}\def\mtc@ltypetable@parttoc{parttoc}
3165 \@namedef{mtc@ltypetable@partlof}{partlof}\def\mtc@ltypetable@partlof{partlof}
3166 \@namedef{mtc@ltypetable@partlot}{partlot}\def\mtc@ltypetable@partlot{partlot}
3167 \@namedef{mtc@ltypetable@minitoc}{minitoc}\def\mtc@ltypetable@minitoc{minitoc}
3168 \@namedef{mtc@ltypetable@minilof}{minilof}\def\mtc@ltypetable@minilof{minilof}

```

```

3169 \@namedef{mtc@ltypetable@minilot}{minilot}\def\mtc@ltypetable@minilot{minilot}
3170 \@namedef{mtc@ltypetable@secttoc}{secttoc}\def\mtc@ltypetable@secttoc{secttoc}
3171 \@namedef{mtc@ltypetable@sectlof}{sectlof}\def\mtc@ltypetable@sectlof{sectlof}
3172 \@namedef{mtc@ltypetable@sectlot}{sectlot}\def\mtc@ltypetable@sectlot{sectlot}

```

A family (featureparam) for the type of feature:

```

3173 \@namedef{mtc@featureparam@before}{before}%
3174 \def\mtc@featureparam@before{before}
3175 \@namedef{mtc@featureparam@after}{after}%
3176 \def\mtc@featureparam@after{after}
3177 \@namedef{mtc@featureparam@pagestyle}{thispage}%
3178 \def\mtc@featureparam@pagestyle{thispage}

```

And a family (ft3) to add “style” if it is a “pagestyle” feature:

```

3179 \@namedef{mtc@ft3@before}{}\expandafter\def\csname mtc@ft3@before\endcsname{}
3180 \@namedef{mtc@ft3@after}{}\expandafter\def\csname mtc@ft3@after\endcsname{}
3181 \@namedef{mtc@ft3@pagestyle}{style}%
3182 \expandafter\def\csname mtc@ft3@pagestyle\endcsname{style}

```

The `\mtcsetfeature` command has the following syntax:

```
\mtcsetfeature{mini-table}{feature-name}{commands}
```

where *mini-table* is a keyword of the `ltypetable` family, *feature-name* is a keyword of the `featureparam` family (but also of the `ft3` family), and *commands* are the commands which constitute the selected feature.

`\if@mtc@setfeature@` We define a flag and the `\mtcsetfeature` command, with three arguments:  
`\mtcsetfeature`

```

3183 \newif\if@mtc@setfeature@\@mtc@setfeature@true
3184 \newcommand{\mtcsetfeature}[3]{%

```

`\mtc@mtfeat@abbrev` We process the first argument, a keyword of the `ltypetable` family, and store the result in  
`\mtc@featparam@abbrev` `\mtc@mtfeat@abbrev`:

```

3185 \def\mtc@mtfeat@abbrev{X}
3186 \def\mtc@featparam@abbrev{X}
3187 \@mtc@setfeature@true
3188 \expandafter\ifx\csname mtc@ltypetable@#1\endcsname\relax
3189 \@mtc@setfeature@false
3190 \def\mtc@mtfeat@abbrev{X}
3191 \mtcPackageError[<E0011>]{minitoc}%
3192 {\string\mtcsetfeature \space has a wrong first argument
3193 \MessageBreak
3194 (#1)}.

```

```

3195 \MessageBreak
3196 It should be a mini-table type
3197 \MessageBreak
3198 (parttoc...sectlot))}%
3199 {Correct the source code.
3200 \MessageBreak
3201 Type <return> and rerun LaTeX}
3202 \else
3203 \edef\mtc@mtfeat@abbrev{\@nameuse{mtc@ltypetable@#1}}
3204 \fi

```

\if@mtc@setfeature@ The second argument is a keyword of the featureparam family, the result is stored in \mtc@featparam@abbrev; and the complement is computed from the first argument, interpreted as a keyword of the ft3 family and whose result is stored in \mtc@featparam@third.

```

3205 \expandafter\ifx\csname mtc@featureparam@#2\endcsname\relax
3206 \@mtc@setfeature@false
3207 \def\mtc@featparam@abbrev{X}
3208 \def\mtc@featparam@third{X}
3209 \mtcPackageError[<E0012>]{minitoc}%
3210 {\string\mtcsetfeature \space has a wrong second argument
3211 \MessageBreak
3212 (#2).
3213 \MessageBreak
3214 It should be a feature param
3215 \MessageBreak
3216 (before, after, pagestyle))}%
3217 {Correct the source code.
3218 \MessageBreak
3219 Type <return> and rerun LaTeX}
3220 \else
3221 \edef\mtc@featparam@abbrev{\@nameuse{mtc@featureparam@#2}}
3222 \edef\mtc@featparam@third{\@nameuse{mtc@ft3@#2}}
3223 \fi

```

\if@mtc@setfeature@ The name of the effective macro is built by concatenating these three pieces (named \mtc@featparam@abbrev, \mtc@mtfeat@abbrev, and \mtc@featparam@third respectively), then this macro is executed:

```

\mtc@featparam@abbrev
\mtc@mtfeat@abbrev
\mtc@featparam@third
3224 \if@mtc@setfeature@
3225 \def\mtc@tmpfeat@name%
3226 {\mtc@featparam@abbrev\mtc@mtfeat@abbrev\mtc@featparam@third}
3227 \mtcPackageInfo[<I0014>]{minitoc}%
3228 {\string\mtcsetfeature\space redefines the macro
3229 \MessageBreak
3230 "\csname mtc@tmpfeat@name\endcsname" as
3231 \MessageBreak
3232 "\string#3"}
3233 \expandafter\def\csname\mtc@tmpfeat@name\endcsname{#3}
3234 \else

```

```

3235 \mtcPackageError[<E0023>]{minitoc}%
3236   {The macro \string\mtcsetfeature\space has incompatible
3237   \MessageBreak
3238   first (#1) and second (#2) arguments}%
3239   {Correct the source code.
3240   \MessageBreak
3241   Type <return> and rerun LaTeX}
3242 \fi}

```

### 9.66.9 The `\mtcsetdepth` command

This command is very similar to the `\mtcsettitle` command. Its syntax is almost identical:

```
\mtcsetdepth{mini-table}{depth}
```



The *mini-table* type is a keyword like `minitoc`. The *depth* is the depth for a mini-table. If it is a mini-table for a list of figures or tables, the corresponding depth counter *must be available*, i.e., must have been created (often by an adequate package, like the `subfig` package [96]).

`\if@mtc@setdepth@` First, we declare a flag, set true:

```
3243 \newif\if@mtc@setdepth@\@mtc@setdepth@true
```

`\mtcsetdepth` Then we define the `\mtcsetdepth` command, with two arguments:

```
3244 \newcommand{\mtcsetdepth}[2]{%
```

`\mtc@mtade@abbrev` We process the first argument, a keyword of the `ltypetable` family. The result is stored in  
`\if@mtc@setdepth@` `\mtc@mtade@abbrev:`  
`\@nameuse`

```

3245 \def\mtc@mtade@abbrev{X}
3246 \@mtc@setdepth@true
3247 \expandafter\ifx\csname mtc@ltypetable@#1\endcsname\relax
3248   \@mtc@setdepth@false
3249   \def\mtc@mtade@abbrev{X}
3250   \mtcPackageError[<E0009>]{minitoc}%
3251     {\string\mtcsetdepth \space has a wrong first argument
3252     \MessageBreak
3253     (#1).
3254     \MessageBreak
3255     It should be a mini-table type
3256     \MessageBreak
3257     (parttoc...sectlot)}%
3258   {Correct the source code.
3259   \MessageBreak
3260   Type <return> and rerun LaTeX}

```

```

3261 \else
3262   \edef\mtc@mtade@abbrev{\@nameuse{mtc@ltypetable@#1}}
3263 \fi

```

```

\if@mtc@setdepth@ And we construct the name of the effective counter and gave it the value:
\mtc@tmpde@name
\mtc@mtade@abbrev 3264 \if@mtc@setdepth@
\mtc@toks 3265   \def\mtc@tmpde@name{\mtc@mtade@abbrev depth}
\setcounter 3266   \expandafter\noexpand\ifundefined{c@\mtc@mtade@abbrev depth}%
3267     {\mtcPackageError[<E0008>]{minitoc}%
3268     {\string\mtcsetdepth \space attempts to use
3269     \MessageBreak
3270     an undefined counter (#1depth).}%
3271     {Correct the source code.
3272     \MessageBreak
3273     Type <return> and rerun LaTeX}}}%
3274   \mtc@toks{#2} % trick for explicit message using \the.
3275   \mtcPackageInfo[<I0013>]{minitoc}%
3276   {\string\mtcsetdepth\space redefines the counter
3277   \MessageBreak
3278   "\mtc@tmpde@name" as "\the\mtc@toks"}%
3279   \expandafter\csname c@\mtc@tmpde@name\endcsname=#2}%
3280 \else
3281   \mtcPackageError[<E0010>]{minitoc}%
3282   {\string\mtcsetdepth:\space Illegal type of table (#1)}%
3283   {Correct the source code.
3284   \MessageBreak
3285   Type <return> and rerun LaTeX}{\relax}
3286 \fi}% end of \mtcsetdepth

```

## 9.67 The mtchideinmaintoc environment and siblings

\if@mtc@Himtoc@ The flag \if@mtc@Himtoc@ is used to detect an incorrect imbrication of this environment:

```

3287 \newif\if@mtc@Himtoc@ \@mtc@Himtoc@false

```

```

\mtc@savetocdepth We define a macro \mtc@savetocdepth to save the current value of the counter tocdepth.
\mtc@restoretocdepth Then we define this environment, which inserts into the TOC file this command and commands
mtchideinmaintoc of the form \setcounter{tocdepth}{...}. Note that \xdef is necessary! It also save and
\if@mtc@Himtoc@ restore the value of the counter tocdepth, as the optional argument is the hiding depth of the
\mtc@sv@tocdepth entries in the main TOC.
\arabic
\addtocontents 3288 \newcommand{\mtc@savetocdepth}{\xdef\mtc@sv@tocdepth{\arabic{tocdepth}}}%
\setcounter 3289 \newcommand{\mtc@restoretocdepth}{\setcounter{tocdepth}{\mtc@sv@tocdepth}}%
3290 \newenvironment{mtchideinmaintoc}[1][-1]%
3291 {\if@mtc@Himtoc@\mtcPackageError[<E0005>]{minitoc}%

```

```

3292 {Imbrication of mtchideinmaintoc environments}%
3293 {The hiding in main ToC could be incorrect}\fi
3294 \global\@mtc@Himtoc@true
3295 \addtocontents{toc}{\protect\mtc@savetocdepth}%
3296 \addtocontents{toc}{\protect\setcounter{tocdepth}{#1}}}%
3297 {\if@mtc@Himtoc@else\mtcPackageError[<E0031>]{minitoc}%
3298   {Unbalanced mtchideinmaintoc environment}%
3299   {The hiding in main ToC could be incorrect}\fi
3300 \global\@mtc@Himtoc@false
3301 \addtocontents{toc}{\protect\mtc@restoretocdepth}}}%

```

\AtBeginDocument The mtchideinmainlof and mtchideinmainlot environments are similar, but we must verify the presence of the associated depth counter, so we have two versions of each of these environments. This must be done *after* the loading of the packages.

\mtc@sv@lofdepth

First, for the list of figures:

\mtc@svf@tocdepth

\arabic 3302 \newif\if@mtc@Himlof@ \@mtc@Himlof@false

\addtocontents 3303 \AtBeginDocument{%

\setcounter 3304 \@ifundefined{c@lofdepth}{%

3305 \newenvironment{mtchideinmainlof}[1][-1]%

3306 {\if@mtc@Himlof@\mtcPackageError[<E0003>]{minitoc}%

3307 {Imbrication of mtchideinmainlof environments}%

3308 {The hiding in main LoF could be incorrect}\fi

3309 \global\@mtc@Himlof@true

3310 \def\mtc@sv@tocdepth{\arabic{tocdepth}}%

3311 \def\mtc@sv@lofdepth{\arabic{tocdepth}}%

3312 \addtocontents{lof}{\protect\mtc@savetocdepth}%

3313 \addtocontents{lof}{\protect\setcounter{tocdepth}{#1}}}%

3314 {\if@mtc@Himlof@\else\mtcPackageError[<E0029>]{minitoc}%

3315 {Unbalanced mtchideinmainlof environment}%

3316 {The hiding in main LoF could be incorrect}\fi

3317 \global\@mtc@Himtoc@false

3318 \addtocontents{lof}{\protect\mtc@restoretocdepth}%

3319 }}%

3320 {%

3321 \newcommand{\mtc@savelofdepth}{\xdef\mtc@sv@lofdepth{\arabic{lofdepth}}}%

3322 \newcommand{\mtc@restorelofdepth}{\setcounter{lofdepth}{\mtc@sv@lofdepth}}%

3323 \newenvironment{mtchideinmainlof}[1][-1]%

3324 {\if@mtc@Himlof@\mtcPackageError[<E0003>]{minitoc}%

3325 {Imbrication of mtchideinmainlof environments}%

3326 {The hiding in main LoF could be incorrect}\fi

3327 \global\@mtc@Himlof@true

3328 \addtocontents{lof}{\protect\mtc@savelofdepth}%

3329 \addtocontents{lof}{\protect\setcounter{tocdepth}{#1}}}%

3330 {\if@mtc@Himlof@\else\mtcPackageError[<E0029>]{minitoc}%

3331 {Unbalanced mtchideinmainlof environment}%

3332 {The hiding in main LoF could be incorrect}\fi

3333 \global\@mtc@Himlof@false

3334 \addtocontents{lof}{\protect\mtc@restoretocdepth}}}%



```

\AtBeginDocument Then for the list of tables:
  \if@mtc@Himlot@
mtchideinmainlot 3335 \newif\if@mtc@Himlot@ \@mtc@Himlot@false
\mtc@sv@lotdepth 3336 \AtBeginDocument{%
\mtc@sv@tocdepth 3337 \@ifundefined{c@lotdepth}{%
\mtc@svt@tocdepth 3338 \newenvironment{mtchideinmainlot}[1][-1]%
  \arabic 3339 {\if@mtc@Himlot@\mtcPackageError[<E0004>]{minitoc}%
\addtocontents 3340 {Imbrication of mtchideinmainlot environments}%
\setcounter 3341 {The hiding in main LoT could be incorrect}\fi
  3342 \global\@mtc@Himlot@true
  3343 \def\mtc@sv@tocdepth{\arabic{tocdepth}}%
  3344 \def\mtc@sv@lotdepth{\arabic{tocdepth}}%
  3345 \addtocontents{lot}{\protect\mtc@savetocdepth}%
  3346 \addtocontents{lot}{\protect\setcounter{tocdepth}{#1}}}%
  3347 {\if@mtc@Himlot@\else\mtcPackageError[<E0030>]{minitoc}%
  3348 {Unbalanced mtchideinmainlot environment}%
  3349 {The hiding in main LoT could be incorrect}\fi
  3350 \global\@mtc@Himlot@false
  3351 \addtocontents{lot}{\protect\mtc@restoretocdepth}%
3352 }}%
3353 {%
3354 \newcommand{\mtc@savelotdepth}{\xdef\mtc@sv@lotdepth{\arabic{lotdepth}}}%
3355 \newcommand{\mtc@restorelotdepth}{\setcounter{lotdepth}{\mtc@sv@lotdepth}}%
3356 \newenvironment{mtchideinmainlot}[1][-1]%
3357 {\if@mtc@Himlot@\mtcPackageError[<E0004>]{minitoc}%
3358 {Imbrication of mtchideinmainlot environments}%
3359 {The hiding in main LoT could be incorrect}\fi
3360 \global\@mtc@Himlot@true
3361 \addtocontents{lot}{\protect\mtc@savelotdepth}%
3362 \addtocontents{lot}{\protect\setcounter{lotdepth}{#1}}}%
3363 {\if@mtc@Himlot@\else\mtcPackageError[<E0030>]{minitoc}%
3364 {Unbalanced mtchideinmainlot environment}%
3365 {The hiding in main LoT could be incorrect}\fi
3366 \global\@mtc@Himlot@false
3367 \addtocontents{lot}{\protect\mtc@restorelotdepth}}}}

```

## 9.68 Fixing the “Glossary” entry in the TOC

This macro is complex. Its syntax is:

```
\mtcfixglossary[part|chapter|section]
```

\@ifundefined Depending of the document class, the “Glossary” entry in the TOC is treated as a starred chapter or a starred section. Hence we must first determine the default value of the optional argument. The default value is then stored in the macro \mtc@glofix@level. This is done by the following code, which eventually gives a warning message:

```

3368 \ifundefined{chapter}{%
3369   \ifundefined{section}%
3370     {\mtcPackageWarningNoLine[<W0001>]{minitoc}%
3371      {\string\chapter\space and \string\section\space are undefined.%
3372       \MessageBreak
3373       Cannot use \string\mtcfixglossary \space without
3374       \MessageBreak
3375       optional argument [part]}}%
3376   \@ifundefined{part}%
3377     {\mtcPackageError[<E0001>]{minitoc}%
3378      {But \string\part\space is undefined}%
3379      {\string\mtcfixglossary\space not usable}}%
3380   {\mtcPackageWarningNoLine[<W0006>]{minitoc}%
3381    {\string\mtcfixglossary\space can only be used
3382     \MessageBreak
3383     with the [part] optional argument,
3384     \MessageBreak
3385     which becomes the default}%
3386    \def\mtc@glofix@level{part}}%
3387   }%
3388   {\def\mtc@glofix@level{section}}}%
3389 {\def\mtc@glofix@level{chapter}}

```

\if@mtcfixglossary@ Then we define a flag (\if@mtcfixglossary@) and the command \mtcfixglossary, which  
 \mtcfixglossary adds the necessary lines in the TOC, the LOF and the LOT.  
 \addcontentsline

```

3390 \newif\if@mtcfixglossary@ \mtcfixglossary@false
3391 \newcommand{\mtcfixglossary}[1][\mtc@glofix@level]{%
3392   \@mtcfixglossary@false
3393   \expandafter%
3394   \ifx\csname #1\endcsname\part\relax\mtcfixglossary@true\fi
3395   \expandafter%
3396   \ifx\csname #1\endcsname\chapter\relax\mtcfixglossary@true\fi
3397   \expandafter%
3398   \ifx\csname #1\endcsname\section\relax\mtcfixglossary@true\fi
3399   \if@mtcfixglossary@
3400     \addcontentsline{lof}{x\mtc@glofix@level}{}%
3401     \addcontentsline{lot}{x\mtc@glofix@level}{}%
3402     \csname mtcadd\mtc@glofix@level\endcsname\relax
3403   \else
3404     \mtcPackageError[<E0026>]{minitoc}%
3405     {The optional argument of \string\mtcfixglossary
3406      \MessageBreak
3407      is wrong}%
3408     {It must be omitted (\mtc@glofix@level),
3409      or be part, chapter or section}%
3410   \fi
3411 }%

```

## 9.69 Fixing the “Index” entry in the TOC

This macro is complex. Its syntax is:

`\mtcfixindex[part|chapter|section]`

`\@ifundefined` Depending of the document class, the “Index” entry in the TOC is treated as a starred chapter or a starred section. Hence we must first determine the default value of the optional argument. The default value is then stored in the macro `\mtc@ixfix@level`. This is done by the following code, which eventually gives a warning message:

```

3412 \@ifundefined{chapter}{%
3413   \@ifundefined{section}%
3414     {\mtcPackageWarningNoLine[<W0002>]{minitoc}%
3415      {\string\chapter\space and \string\section\space are undefined.%
3416       \MessageBreak
3417       Cannot use \string\mtcfixindex \space without
3418       \MessageBreak
3419       optional argument [part]}}%
3420   \@ifundefined{part}%
3421     {\mtcPackageError[<E0002>]{minitoc}%
3422      {But \string\part\space is undefined}%
3423      {\string\mtcfixindex\space not usable}}%
3424   {\mtcPackageWarningNoLine[<W0007>]{minitoc}%
3425    {\string\mtcfixindex\space can only be used with
3426     \MessageBreak
3427     the [part] optional argument,
3428     \MessageBreak
3429     which becomes the default}}%
3430   \def\mtc@ixfix@level{part}%
3431   }%
3432   {\def\mtc@ixfix@level{section}}}%
3433 {\def\mtc@ixfix@level{chapter}}
```

`\if@mtcfixindex@` Then we define a flag and the command `\mtcfixindex`, which adds the necessary lines in the TOC, the LOF and the LOT.  
`\mtcfixindex`  
`\addcontentsline`

```

3434 \newif\if@mtcfixindex@ \@mtcfixindex@false
3435 \newcommand{\mtcfixindex}[1][\mtc@ixfix@level]{%
3436   \@mtcfixindex@false
3437   \expandafter%
3438   \ifx\csname #1\endcsname\part\relax\@mtcfixindex@true\fi
3439   \expandafter%
3440   \ifx\csname #1\endcsname\chapter\relax\@mtcfixindex@true\fi
3441   \expandafter%
3442   \ifx\csname #1\endcsname\section\relax\@mtcfixindex@true\fi
3443   \if@mtcfixindex@
3444     \addcontentsline{lof}{x\mtc@ixfix@level}{}%
```

```

3445 \addcontentsline{lot}{x\mtc@ixfix@level}{}%
3446 \csname mtcadd\mtc@ixfix@level\endcsname\relax
3447 \else
3448 \mtcPackageError[<E0027>]{minitoc}%
3449 {The optional argument of \string\mtcfixindex
3450 \MessageBreak
3451 is wrong}%
3452 {It must be omitted (\mtc@ixfix@level),
3453 or be part, chapter or section}%
3454 \fi
3455 }%

```

## 9.70 The \mtcselectlanguage command

`\mtcselectlanguage` This command loads a minitoc language definition file *language.mld* to set the language-dependent titles for the mini-tables. But first, we verify that this file exists. The flag `\if@mtc@insellang@` `\IfFileExists` `\if@mtc@insellang@` is true while we are in this macro.

```

\@input
3456 \newif\if@mtc@insellang@ \@mtc@insellang@false
3457 \def\mtcselectlanguage#1{%
3458 \InputIfFileExists{#1.mld}%
3459 {\mtcPackageInfo[<I0010>]{minitoc}{The #1 language is selected.%
3460 \MessageBreak
3461 }}%
3462 {\mtcPackageError[<E0006>]{minitoc}%
3463 {#1 is not a known language,
3464 \MessageBreak
3465 #1.mld not found.
3466 \MessageBreak
3467 Command ignored}%
3468 {See the minitoc documentation.
3469 \MessageBreak
3470 Correct the source using a valid language name.
3471 \MessageBreak
3472 Press RETURN}}%
3473 }

```

## 9.71 The \mtcloadmlo internal command

`\mtcloadmlo` This command loads a minitoc language object file *language.mlo* to set the language-dependent titles for the mini-tables when exotic characters are needed. This command is used `\if@mtc@insellang@` `\IfFileExists` `\@input` only in some .mld files when the title strings can not be generated by the normal processing of minitoc.dtx. The .mlo files are generated by filecontents environments in the minitoc.ins file. But first, we verify that this .mlo file exists.



*This command should not be invoked directly by the user. This is verified via the flag*

```

\if@mtc@insellang@

3474 \def\mtcloadmlo#1{%
3475     \if@mtc@insellang@
3476     \InputIfFileExists{#1.mlo}%
3477         {\mtcPackageInfo[<I0011>]{minitoc}%
3478             {#1 minitoc language object selected.
3479                 \MessageBreak}}%
3480         {\mtcPackageError[<E0007>]{minitoc}%
3481             {#1 is not a known minitoc
3482                 \MessageBreak
3483                 language object file (.mlo),
3484                 \MessageBreak
3485                 #1.mlo not found.
3486                 \MessageBreak
3487                 Command ignored}%
3488             {See the minitoc documentation.
3489                 \MessageBreak
3490                 Correct the source using a valid language name.
3491                 \MessageBreak
3492                 Press RETURN}}%
3493     \else
3494         \mtcPackageError[<E0032>]{minitoc}%
3495             {You are using the \string\mtcloadmlo\space command
3496                 \MessageBreak
3497                 outside of a .mld file}%
3498             {It will be ignored}
3499     \@mtc@insellang@false
3500 \fi
3501 }

```

## 9.72 The “coffee breaks”

`\addcoffeeline` For the minutes package [169] (by Knut LICKERT), we need some commands to insert special entries, undotted, in the TOC to mark “coffee breaks” ☕ in a conference. Hence we

`\addtocontents` define `\addcoffeeline`, `\coffeeline` and `\l@coffee`, and internal commands analog to

`\coffeeline` the standard internal commands to format the TOC.

`\l@coffee`

`\@Undottedtocline`

```

3502 \def\addcoffeeline#1#2#3{%
3503     \addtocontents{#1}{\protect\coffeeline{#2}{#3}{\null}}
3504 \def\coffeeline#1{\csname l@#1\endcsname}
3505 \newcommand*\l@coffee{\@Undottedtocline{1}{1.5em}{2.3em}}

```

## 9.73 Initialization of counters

`\AtBeginDocument` At the beginning of the document, we initialize the absolute counters for parts, chapters and sections, if they are defined.

```

\@ifundefined
\setcounter
3506 \AtBeginDocument{%
3507 \@ifundefined{c@ptc}{}{\setcounter{ptc}{0}}
3508 \@ifundefined{c@mtc}{}{\setcounter{mtc}{0}}
3509 \@ifundefined{c@stc}{}{\setcounter{stc}{0}}

```

## 9.74 Declarations for simple options

These options are just setting a flag.

### 9.74.1 Options **tight** and **loose**, **k-tight** and **k-loose**

`\DeclareOption` These options influence the interline separation in the mini-tables.

```

\iftightmtc
\kiftightmtc 3510 \DeclareOption{tight}{\tightmtctrue}
3511 \DeclareOption{loose}{\tightmtcfalse} % default
3512 \DeclareOption{k-tight}{\ktightmtctrue}
3513 \DeclareOption{k-loose}{\ktightmtcfalse} % default

```

### 9.74.2 Options **checkfiles** and **nocheckfiles**

`\DeclareOption` These options activate or inhibit the checking for empty mini-table files.

```

\if@mtc@checkfiles
3514 \DeclareOption{checkfiles}{\@mtc@checkfilestrue} % default
3515 \DeclareOption{nocheckfiles}{\@mtc@checkfilesfalse}

```

### 9.74.3 Options **dotted** and **undotted**

`\DeclareOption` These options activate or inhibit the leaders (lines of dots) in the mini-tables.

```

\ifundottedmtc
3516 \DeclareOption{undotted}{\undottedmtctrue}
3517 \DeclareOption{dotted}{\undottedmtcfalse} % default

```

### 9.74.4 Option notoccite

```

\DeclareOption This option will later load the notoccite package [11].
\if@mtc@notoccite@
3518 \DeclareOption{notoccite}{\@mtc@notoccite@true}

```

### 9.74.5 Option shorttext

```

\DeclareOption This option forces the use of short extensions.
\if@longextensions@
3519 \DeclareOption{shorttext}{\@longextensions@false
3520 \mtcPackageWarningNoLine[<W0020>]{minitoc}%
3521 {You have forced the use of short extensions}}

```

## 9.75 The insection option

`\if@mtc@ss@insection@` This option is available only if `\chapter` is not defined and `\section` defined. It is to be revised when chapter/section level commands will ever be allowed together, sometime in the far away future, with a lot of luck (and work)<sup>9</sup>.

```

3522 \newif\if@mtc@ss@insection@ \@mtc@ss@insection@false
3523 \@ifundefined{chapter}{%
3524   \@ifundefined{section}{\DeclareOption{insection}{%
3525     \mtcPackageError[<E0035>]{minitoc}%
3526     {You have used the 'insection' option in
3527     \MessageBreak
3528     a document where chapters are defined.
3529     \MessageBreak
3530     This is not compatible: option ignored.}%
3531     {Remove this option.
3532     \MessageBreak
3533     Type <return> and rerun LaTeX}
3534     }%
3535   }%
3536   \DeclareOption{insection}%
3537   {\@mtc@ss@insection@true}%
3538 }%
3539 }{}

```

---

<sup>9</sup> Please, do not dream too much!

## 9.76 The listfiles and nolistfiles options

`\if@mtc@listfiles@` The `listfiles` option creates a file containing a list of the auxiliary files created by the `minitoc` package. This is the default. This file is named `<document>.maf`. The `nolistfiles` option inhibits this listing.

```
3540 \newif\if@mtc@listfiles@ \@mtc@listfiles@true
3541 \DeclareOption{listfiles}{\@mtc@listfiles@true}
3542 \DeclareOption{nolistfiles}{\@mtc@listfiles@false}
```

## 9.77 Language options

`\@gobblethree` First, we define an utility macro (`\@gobblethree`), a list of the missing files (`\mtc@listmisslanguages`), and a macro (`\mtc@addmisslanguage`) to add a file name to the list:

```
\mtc@listmisslanguages
\mtc@addmisslanguage
\mtc@LML 3543 \def\@gobblethree#1#2#3{\empty}
\MessageBreak 3544 \def\mtc@listmisslanguages{}
3545 \def\mtc@addmisslanguage#1{%
3546     \let\mtc@LML\mtc@listmisslanguages
3547     \edef\mtc@listmisslanguages{\mtc@LML \MessageBreak #1}}
```

`\if@mtc@misslang` Before defining a language option, we must verify that the corresponding `.mld` file exists, and, if necessary, that the corresponding `.mlo` file exists. Hence, we must first define a flag `\mtc@setlangopt` and two macros to test the presence of these files; if the files are available, `\mtc@setlangopto` we define the language option.

```
\DeclareOption
\mtc@addmisslanguage 3548 \newif\if@mtc@misslang\@mtc@misslangfalse
\mtcPackageWarningNoLine 3549 \newcommand{\mtc@setlangopt}[1]{%
3550     \IfFileExists{#1.mld}%
3551     {\DeclareOption{#1}{\mtcselectlanguage{#1}}}%
3552     {\@mtc@misslangtrue
3553     \mtc@addmisslanguage{#1.mld}
3554     \mtcPackageInfo[<I0050>]{minitoc}%
3555     {The required "#1.mld" file is missing.
3556     \MessageBreak
3557     The "#1" language option will not be available.
3558     \MessageBreak
3559     Please install it from a recent distribution
3560     \MessageBreak
3561     or from the CTAN archives\@gobble}}}%
3562}%
3563 \newcommand{\mtc@setlangopto}[1]{%
3564     \IfFileExists{#1.mlo}%
3565     {\mtc@setlangopt{#1}}%
3566     {\@mtc@misslangtrue
3567     \mtc@addmisslanguage{#1.mlo}}
```



```

3568 \mtcPackageInfo[<I0051>]{minitoc}%
3569 {The required "#1.mlo" file is missing.
3570 \MessageBreak
3571 The "#1" language option will not be available.
3572 \MessageBreak
3573 Please install it from a recent distribution
3574 \MessageBreak
3575 or from the CTAN archives\@gobble}%
3576 \IfFileExists{#1.mld}{}%
3577 {\@mtc@misslangtrue
3578 \mtc@addmisslanguage{#1.mld}
3579 \mtcPackageInfo[<I0050>]{minitoc}%
3580 {The required "#1.mld" file is missing.
3581 \MessageBreak
3582 The "#1" language option will not be available.
3583 \MessageBreak
3584 Please install it from a recent distribution
3585 \MessageBreak
3586 or from the CTAN archives\@gobble}%
3587 }%
3588 }%
3589 }%

```

```

\if@mtc@misslang Some .mld files are mandatory (english.mld because english is the default language), so
\mtc@setlangoptm their absence is a serious error:
\IfFileExists
\DeclareOption 3590 \newcommand{\mtc@setlangoptm}[1]{%
\mtcPackageError 3591 \IfFileExists{#1.mld}%
\mtc@addmisslanguage 3592 {\DeclareOption{#1}{\mtcselectlanguage{#1}}}%
\providecommand 3593 {\@mtc@misslangtrue
\ptctitle 3594 \mtc@addmisslanguage{#1.mld}
\plftitle 3595 \mtcPackageError[<E0038>]{minitoc}%
\plttitle 3596 {Your minitoc installation is incomplete.
\mtctitle 3597 \MessageBreak
\mlftitle 3598 A mandatory minitoc language object file,
\mlttitle 3599 \MessageBreak
\stctitle 3600 #1.mld, is not found.
\slftitle 3601 \MessageBreak
\slttitle 3602 We will try to continue with
3603 \MessageBreak
3604 current/default values}%
3605 {See the minitoc documentation.
3606 \MessageBreak
3607 Please fix your minitoc installation.
3608 \MessageBreak
3609 Press <return> to continue}%
3610 \providecommand{\ptctitle}{Table of Contents}%
3611 \providecommand{\plftitle}{List of Figures}%
3612 \providecommand{\plttitle}{List of Tables}%
3613 \providecommand{\mtctitle}{Contents}%
3614 \providecommand{\mlftitle}{Figures}%
3615 \providecommand{\mlttitle}{Tables}%

```

```

3616         \providecommand{\stctitle}{Contents}%
3617         \providecommand{\slftitle}{Figures}%
3618         \providecommand{\slttitle}{Tables}%
3619 }}%
```

```

\AtEndDocument  If a .mld or .mld is missing, we signal that at the end of the document:
\if@mtc@misslang
\mtcPackageWarningNoLine 3620 \AtEndDocument{%
  \MessageBreak 3621   \if@mtc@misslang
\mtc@listmisslanguages 3622   \mtcPackageWarningNoLine[<W0093>]{minitoc}%
  \@gobblethre 3623     {Some "*.mld" or "*.mlo" files are missing
3624     \MessageBreak
3625     in your installation.
3626     \MessageBreak
3627     Search for the I0050 and I0051 info messages
3628     \MessageBreak
3629     in the .log file.
3630     \MessageBreak
3631     Please install the missing files from
3632     \MessageBreak
3633     a recent distribution
3634     \MessageBreak
3635     or from the CTAN archives}%
3636   \mtcPackageWarningNoLine[<W0094>]{minitoc}%
3637   {Missing minitoc language file(s)\string:
3638   \MessageBreak
3639   \mtc@listmisslanguages\@gobblethree}%
3640   \fi
3641 }%
```

\DeclareOption Each language option reads the corresponding *language.mld* file via the specialized macro

\mtc@setlangopt \mtcselectlanguage, after verification by \mtc@setlangopt or \mtc@setlangopto

\mtc@setlangopto (when a .mlo file is required), by \mtc@setlangoptm when the language is mandatory. If

\mtc@setlangoptm the file does not exist, a standard error message is displayed. The language options are (should be) in alphabetical order (to make maintenance easier). Several options could load the same file, but, by convention, there should be a *language.mld* file for each language option, given that this file may load another one (as *american.mld* loads *english.mld*).

```

3642 \mtc@setlangopt{acadian}%
3643 \mtc@setlangopt{acadien}%
3644 \mtc@setlangopt{afrikaan}%
3645 \mtc@setlangopt{afrikaans}%
3646 \mtc@setlangopt{albanian}%
3647 \mtc@setlangopt{american}%
3648 \mtc@setlangopt{arab}%
3649 \mtc@setlangopt{arab2}%
3650 \mtc@setlangopt{arabi}%
3651 \mtc@setlangopt{arabic}%
3652 \mtc@setlangopt{armenian}%
3653 \mtc@setlangopt{australian}%
3654 \mtc@setlangopt{austrian}%

```

```

3655 \mtc@setlangopt{bahasa}%
3656 \mtc@setlangopt{bahasai}%
3657 \mtc@setlangopt{bahasam}%
3658 \mtc@setlangopt{bangla}%
3659 \mtc@setlangopt{basque}%
3660 \mtc@setlangopt{bicig}%
3661 \mtc@setlangopt{bicig2}%
3662 \mtc@setlangopt{bicig3}%
3663 \mtc@setlangopt{bithe}%
3664 \mtc@setlangopt{brazil}%
3665 \mtc@setlangopt{brazilian}%
3666 \mtc@setlangopt{breton}%
3667 \mtc@setlangopt{british}%
3668 \mtc@setlangopt{bulgarian}%
3669 \mtc@setlangopt{bulgarianb}%
3670 \mtc@setlangopt{buryat}%
3671 \mtc@setlangopt{buryat2}%
3672 \mtc@setlangopt{canadian}%
3673 \mtc@setlangopt{canadien}%
3674 \mtc@setlangopt{castillan}%
3675 \mtc@setlangopt{castillian}%
3676 \mtc@setlangopt{catalan}%
3677 \mtc@setlangopt{chinese1}%      % .mlo
3678 \mtc@setlangopt{chinese2}%    % .mlo
3679 \mtc@setlangopt{croatian}%
3680 \mtc@setlangopt{czech}%
3681 \mtc@setlangopt{danish}%
3682 \mtc@setlangopt{devanagari}%
3683 \mtc@setlangopt{dutch}%
3684 \mtc@setlangopt{english}%      % mandatory
3685 \mtc@setlangopt{english1}%
3686 \mtc@setlangopt{english2}%
3687 \mtc@setlangopt{esperant}%
3688 \mtc@setlangopt{esperanto}%
3689 \mtc@setlangopt{estonian}%
3690 \mtc@setlangopt{ethiopia}%
3691 \mtc@setlangopt{ethiopian}%
3692 \mtc@setlangopt{ethiopian2}%
3693 \mtc@setlangopt{farsi1}%       % .mlo
3694 \mtc@setlangopt{farsi2}%       % .mlo
3695 \mtc@setlangopt{farsi3}%
3696 \mtc@setlangopt{finnish}%
3697 \mtc@setlangopt{finnish2}%
3698 \mtc@setlangopt{francais}%
3699 \mtc@setlangopt{french}%
3700 \mtc@setlangopt{french1}%
3701 \mtc@setlangopt{french2}%
3702 \mtc@setlangopt{frenchb}%
3703 \mtc@setlangopt{frenchle}%
3704 \mtc@setlangopt{frenchpro}%
3705 \mtc@setlangopt{galician}%
3706 \mtc@setlangopt{german}%
3707 \mtc@setlangopt{germanb}%
3708 \mtc@setlangopt{germanb2}%

```

```

3709 \mtc@setlangopt{greek}%
3710 \mtc@setlangopt{greek-mono}%
3711 \mtc@setlangopt{greek-polydemo}%
3712 \mtc@setlangopt{greek-polykatha}%
3713 \mtc@setlangopt{guarani}%
3714 \mtc@setlangopt{hangul1}%           % .mlo
3715 \mtc@setlangopt{hangul2}%           % .mlo
3716 \mtc@setlangopt{hangul3}%           % .mlo
3717 \mtc@setlangopt{hangul4}%           % .mlo
3718 \mtc@setlangopt{hangul-u8}%          % .mlo
3719 \mtc@setlangopt{hanja1}%             % .mlo
3720 \mtc@setlangopt{hanja2}%             % .mlo
3721 \mtc@setlangopt{hanja-u8}%           % .mlo
3722 \mtc@setlangopt{hebrew}%
3723 \mtc@setlangopt{hebrew2}%
3724 \mtc@setlangopt{hindi}%
3725 \mtc@setlangopt{hindi-modern}%
3726 \mtc@setlangopt{hungarian}%
3727 \mtc@setlangopt{icelandic}%
3728 \mtc@setlangopt{indon}%
3729 \mtc@setlangopt{indonesian}%
3730 \mtc@setlangopt{interlingua}%
3731 \mtc@setlangopt{irish}%
3732 \mtc@setlangopt{italian}%
3733 \mtc@setlangopt{italian2}%
3734 \mtc@setlangopt{japanese}%           % .mlo
3735 \mtc@setlangopt{japanese2}%          % .mlo
3736 \mtc@setlangopt{japanese3}%          % .mlo
3737 \mtc@setlangopt{japanese4}%          % .mlo
3738 \mtc@setlangopt{japanese5}%          % .mlo
3739 \mtc@setlangopt{japanese6}%          % .mlo
3740 \mtc@setlangopt{kannada}%
3741 \mtc@setlangopt{khalkha}%
3742 \mtc@setlangopt{latin}%
3743 \mtc@setlangopt{latin2}%
3744 \mtc@setlangopt{latvian}%
3745 \mtc@setlangopt{letton}%
3746 \mtc@setlangopt{lithuanian}%
3747 \mtc@setlangopt{lowersorbian}%
3748 \mtc@setlangopt{lsorbian}%
3749 \mtc@setlangopt{magyar}%
3750 \mtc@setlangopt{magyar2}%
3751 \mtc@setlangopt{magyar3}%
3752 \mtc@setlangopt{malay}%
3753 \mtc@setlangopt{malayalam-keli}%
3754 \mtc@setlangopt{malayalam-omega}%    % .mlo
3755 \mtc@setlangopt{malayalam-rachana}%
3756 \mtc@setlangopt{malayalam-rachana2}%
3757 \mtc@setlangopt{manju}%
3758 \mtc@setlangopt{meyalu}%
3759 \mtc@setlangopt{mongol}%
3760 \mtc@setlangopt{naustrian}%
3761 \mtc@setlangopt{ngerman}%
3762 \mtc@setlangopt{newzealand}%

```

```

3763 \mtc@setlangopt{ngermanb}%
3764 \mtc@setlangopt{ngermanb2}%
3765 \mtc@setlangopt{norsk}%
3766 \mtc@setlangopt{norsk2}%
3767 \mtc@setlangopt{nynorsk}%
3768 \mtc@setlangopt{nynorsk2}%
3769 \mtc@setlangopt{polish}%
3770 \mtc@setlangopt{polish2}%
3771 \mtc@setlangopt{polski}%
3772 \mtc@setlangopt{portuges}%
3773 \mtc@setlangopt{portuguese}%
3774 \mtc@setlangopt{romanian}%
3775 \mtc@setlangopt{romanian2}%
3776 \mtc@setlangopt{romanian3}%
3777 \mtc@setlangopt{russian}%
3778 \mtc@setlangopt{russianb}%
3779 \mtc@setlangopt{russianc}%
3780 \mtc@setlangopt{russian2m}%
3781 \mtc@setlangopt{russian2o}%
3782 \mtc@setlangopto{russian-cca}%           % .mlo
3783 \mtc@setlangopto{russian-cca1}%         % .mlo
3784 \mtc@setlangopto{russian-lh}%           % .mlo
3785 \mtc@setlangopto{russian-lhcyralt}%     % .mlo
3786 \mtc@setlangopto{russian-lhcyrkoi}%     % .mlo
3787 \mtc@setlangopto{russian-lhcyrwin}%     % .mlo
3788 \mtc@setlangopt{samin}%
3789 \mtc@setlangopt{scottish}%
3790 \mtc@setlangopt{serbian}%
3791 \mtc@setlangopt{serbianc}%
3792 \mtc@setlangopt{slovak}%
3793 \mtc@setlangopt{slovene}%
3794 \mtc@setlangopt{spanish}%
3795 \mtc@setlangopt{spanish2}%
3796 \mtc@setlangopt{spanish3}%
3797 \mtc@setlangopt{spanish4}%
3798 \mtc@setlangopt{swedish}%
3799 \mtc@setlangopt{swedish2}%
3800 \mtc@setlangopto{thai}%                 % .mlo
3801 \mtc@setlangopt{turkish}%
3802 \mtc@setlangopt{uighur}%
3803 \mtc@setlangopt{uighur2}%
3804 \mtc@setlangopt{uighur3}%
3805 \mtc@setlangopt{UKenglish}%
3806 \mtc@setlangopt{ukraineb}%
3807 \mtc@setlangopt{ukrainian}%
3808 \mtc@setlangopt{uppersorbian}%
3809 \mtc@setlangopt{USenglish}%
3810 \mtc@setlangopt{usorbian}%
3811 \mtc@setlangopt{vietnam}%
3812 \mtc@setlangopt{vietnamese}%
3813 \mtc@setlangopt{welsh}%
3814 \mtc@setlangopt{xalx}%
3815 \mtc@setlangopt{xalx2}%
3816 \mtc@setlangopt{xalx3}%

```

## 9.78 The hints option

`\DeclareOption` We declare the hints (default) and nohints options:  
`\if@mtc@hints@`

```
3817 \DeclareOption{hints}{\@mtc@hints@true}
3818 \DeclareOption{nohints}{\@mtc@hints@false}
```

`\mtc@hints@begindoc` The hints option is made of three parts: the first, `\mtc@hints@begindoc`, is executed via  
`\AtBeginDocument` and looks if some packages or classes are loaded, then gives warnings about their compatibility with minitoc.

The second part is made of tiny pieces of code inserted in the minitoc code, to verify that some macros are called in the right order.

`\mtc@hints@enddoc` The third and last part, `\mtc@hints@enddoc`, is executed via `\AtEndDocument` and examines  
`\AtEndDocument` some flags set by the first and the second parts. Then, if necessary, it writes some infos in the *document.log* file and/or warnings on the screen and in the *document.log* file. Note that the hints option does not signal errors, only infos and warnings, so it does not stop the L<sup>A</sup>T<sub>E</sub>X run.

### 9.78.1 First part: `\mtc@hints@begindoc`

`\if@mtc@abstract@loaded@` We declare some flags and the first part of the hints option (for a `\AtBeginDocument` block):  
`\mtc@hints@begindoc`

```
\if@mtc@toc@used@ 3819 \newif\if@mtc@abstract@loaded@ \@mtc@abstract@loaded@false
\if@mtc@lof@used@ 3820 \newif\if@mtc@toc@used@ \global\@mtc@toc@used@false
\if@mtc@lot@used@ 3821 \newif\if@mtc@lof@used@ \global\@mtc@lof@used@false
3822 \newif\if@mtc@lot@used@ \global\@mtc@lot@used@false
3823 \def\mtc@hints@begindoc{%
3824 \mtcPackageInfo[<I0049>]{minitoc(hints)}%
3825 {==> You requested the hints option
3826 \MessageBreak
3827 Some hints are eventually given below\@gobble}%
```

#### 9.78.1.1 Hint about the alphanum package

`\@ifpackageloaded` We test the presence of the alphanum package (part of the jura class [85]), and emit a  
`\if@mtc@hints@given@` warning, because this package is incompatible with minitoc:

```
3828 \@ifpackageloaded{alphanum}%
3829 {\@mtc@hints@given@true
3830 \mtcPackageWarningNoLine[<W0025>]{minitoc(hints)}%
3831 {--- The alphanum package is loaded.
```

```

3832      \MessageBreak
3833      It is incompatible
3834      \MessageBreak
3835      with the minitoc package}}}%

```

### 9.78.1.2 Hint about the appendix package

\@ifpackageloaded We test the presence of the appendix package [252]:  
 \if@mtc@hints@given@

```

3836 \@ifpackageloaded{appendix}{%
3837   \@mtc@hints@given@true
3838   \mtcPackageInfo[<I0042>]{minitoc(hints)}%
3839   {--- The appendix package is loaded.
3840     \MessageBreak
3841     See the minitoc package documentation
3842     \MessageBreak
3843     for specific precautions\@gobble}}}%

```

### 9.78.1.3 Hint about the tocbibind package

\@ifpackageloaded We test the presence of the tocbibind package [253]:  
 \if@mtc@hints@given@

```

3844 \@ifpackageloaded{tocbibind}%
3845   {\@mtc@hints@given@true
3846   \mtcPackageInfo[<I0046>]{minitoc(hints)}%
3847   {--- The tocbibind package is loaded.
3848     \MessageBreak
3849     See the minitoc package documentation
3850     \MessageBreak
3851     for specific precautions\@gobble}}}%

```

### 9.78.1.4 Hint about the KOMA-Script classes

\@ifclassloaded We test the presence of each minitoc-compatible KOMA-Script class [194, 147]:  
 \if@mtc@hints@given@

```

3852 \@ifclassloaded{scrbook}%
3853   {\@mtc@hints@given@true
3854   \mtcPackageInfo[<I0043>]{minitoc(hints)}%
3855   {--- The KOMAScript scrbook class is loaded.
3856     \MessageBreak
3857     See the minitoc package documentation
3858     \MessageBreak
3859     for specific precautions\@gobble}}}%
3860 \@ifclassloaded{scrreprt}%

```

```

3861 {\@mtc@hints@given@true
3862 \mtcPackageInfo[<I0043>]{minitoc(hints)}%
3863 {--- The KOMAScript scrreprt class is loaded.
3864 \MessageBreak
3865 See the minitoc package documentation
3866 \MessageBreak
3867 for specific precautions\@gobble}}}%
3868 \@ifclassloaded{scrartcl}%
3869 {\@mtc@hints@given@true
3870 \mtcPackageInfo[<I0043>]{minitoc(hints)}%
3871 {--- The KOMAScript scrartcl class is loaded.
3872 \MessageBreak
3873 See the minitoc package documentation
3874 \MessageBreak
3875 for specific precautions\@gobble}}}%

```

#### 9.78.1.5 Hint about the tocloft package

```

\@ifpackageloaded We test the presence of the tocloft package [250]:
\if@mtc@hints@given@
3876 \@ifpackageloaded{tocloft}%
3877 {\@mtc@hints@given@true
3878 \mtcPackageInfo[<I0047>]{minitoc(hints)}%
3879 {--- The tocloft package is loaded.
3880 \MessageBreak
3881 See the minitoc package documentation
3882 \MessageBreak
3883 for specific precautions\@gobble}}}%

```

#### 9.78.1.6 Hint about the titletoc package

```

\@ifpackageloaded We test the presence of the titletoc package [33], and emit a warning, because this package
\if@mtc@hints@given@ is incompatible with minitoc:
3884 \@ifpackageloaded{titletoc}%
3885 {\@mtc@hints@given@true
3886 \mtcPackageWarningNoLine[<W0040>]{minitoc(hints)}%
3887 {--- The titletoc package is loaded.
3888 \MessageBreak
3889 It is incompatible
3890 \MessageBreak
3891 with the minitoc package}}}%

```



**9.78.1.7 Hint about the placeins package**

```

\@ifpackageloaded We test if the placeins package [12] is loaded and, if yes, we check that the right options are
\if@mtc@ss@insection@ selected:
\@ifpackagewith
\if@mtc@hints@given@ 3892 \@ifpackageloaded{placeins}%
3893     {\if@mtc@ss@insection@
3894     \@ifpackagewith{placeins}{section}}}%
3895     {\@mtc@hints@given@true
3896     \mtcPackageWarningNoLine[<W0031>]{minitoc(hints)}%
3897     {--- The placeins package is loaded
3898     \MessageBreak
3899     without the section option,
3900     \MessageBreak
3901     but minitoc used the insection option
3902     \MessageBreak
3903     which implies it. Try to inverse the
3904     \MessageBreak
3905     loading order and use consistent options.
3906     \MessageBreak
3907     You may have got a message
3908     \MessageBreak
3909     ! LaTeX Error: Option clash for package placeins}%
3910     }%
3911 \@ifpackagewith{placeins}{above}%
3912 {\@mtc@hints@given@true
3913 \mtcPackageWarningNoLine[<W0084>]{minitoc(hints)}%
3914 {--- The placeins package is loaded
3915 \MessageBreak
3916 with the above option,
3917 \MessageBreak
3918 but minitoc used the insection option
3919 \MessageBreak
3920 which is incompatible with it.
3921 \MessageBreak
3922 Try to remove the above option
3923 \MessageBreak
3924 and use consistent options}%
3925 }{}%
3926 \@ifpackagewith{placeins}{below}%
3927 {\@mtc@hints@given@true
3928 \mtcPackageWarningNoLine[<W0085>]{minitoc(hints)}%
3929 {--- The placeins package is loaded
3930 \MessageBreak
3931 with the below option,
3932 \MessageBreak
3933 but minitoc used the insection option
3934 \MessageBreak
3935 which is incompatible with it.
3936 \MessageBreak
3937 Try to remove the below option
3938 \MessageBreak
3939 and use consistent options}%

```

```

3940     }{}%
3941   \fi
3942   \@ifpackagelater{placeins}{2005/04/18}{}{}%
3943   \@mtc@hints@given@true
3944   \mtcPackageWarningNoLine[<W0032>]{minitoc(hints)}%
3945   {--- The placeins package loaded is
3946     \MessageBreak
3947     too old. It should have a version
3948     \MessageBreak
3949     date of 2005/04/18 at least}%
3950   }%
3951   }{}%

```

### 9.78.1.8 Hint about the memoir class

```

\@ifclassloaded We test if the memoir class [257, 258] is loaded:
\if@mtc@hints@given@
3952 \@ifclassloaded{memoir}%
3953   {\@mtc@hints@given@true
3954     \mtcPackageInfo[<I0044>]{minitoc(hints)}%
3955     {--- The memoir class is loaded.
3956       \MessageBreak
3957       See the minitoc package documentation
3958       \MessageBreak
3959       for specific precautions\@gobble}{}%
3960   }{}%

```

### 9.78.1.9 Hint about the amsart and amsproc classes

\@ifclassloaded We test if the amsart or amsproc class is loaded and emit a warning, because these classes  
\if@mtc@hints@given@ are incompatible with minitoc:

```

3961 \@ifclassloaded{amsart}%
3962   {\@mtc@hints@given@true
3963     \mtcPackageWarningNoLine[<W0026>]{minitoc(hints)}%
3964     {--- The amsart class is loaded.
3965       \MessageBreak
3966       It is incompatible
3967       \MessageBreak
3968       with the minitoc package}{}{}%
3969 \@ifclassloaded{amsproc}%
3970   {\@mtc@hints@given@true
3971     \mtcPackageWarningNoLine[<W0027>]{minitoc(hints)}%
3972     {--- The amsproc class is loaded.
3973       \MessageBreak
3974       It is incompatible
3975       \MessageBreak with the minitoc package}{}{}%

```

**9.78.1.10 Hint about the amsbook class**

```

\@ifclassloaded We test if the amsbook class is loaded:
\if@mtc@hints@given@
3976 \@ifclassloaded{amsbook}%
3977   {\@mtc@hints@given@true
3978     \mtcPackageInfo[<I0041>]{minitoc(hints)}%
3979     {--- The amsbook class is loaded.
3980       \MessageBreak
3981       See the minitoc package documentation
3982       \MessageBreak
3983       for specific precautions\@gobble}{}}%
3984   }{}%

```

**9.78.1.11 Hint about the abstract package**

```

\@ifpackageloaded We test the presence of the abstract package [251], then its options:
\@ifpackagewith
\if@mtc@hints@given@
3985 \@ifpackageloaded{abstract}%
3986   {\@mtc@abstract@loaded@true%
3987     \@ifpackagewith{abstract}{addtotoc}%
3988     {\@mtc@hints@given@true
3989       \mtcPackageInfo[<I0040>]{minitoc(hints)}%
3990       {The ‘‘abstract’’ package has been
3991         \MessageBreak
3992         loaded with the ‘‘addtotoc’’ option.
3993         \MessageBreak
3994         You need to look at the
3995         \MessageBreak
3996         documentation to adjust.
3997         \MessageBreak}
3998     }{}%

```

**9.78.1.12 Hint about the jura class**

```

\@ifclassloaded We test if the jura class is loaded and emit a warning, because this class is incompatible with
\if@mtc@hints@given@ minitoc:
3999 \@ifclassloaded{jura}%
4000   {\@mtc@hints@given@true
4001     \mtcPackageWarningNoLine[<W0029>]{minitoc(hints)}%
4002     {--- The jura class is loaded.
4003       \MessageBreak
4004       It is incompatible
4005       \MessageBreak with the minitoc package}}{}%

```

**9.78.1.13 Hint about the alteration of the sectionning commands**

<code>\part</code> <code>\chapter</code> <code>\section</code> <code>\AtBeginDocument</code> <code>\mtc@hints@part</code> <code>\mtc@hints@chapter</code> <code>\mtc@hints@section</code>	<p>To check if the sectionning commands <code>\part</code>, <code>\chapter</code> or <code>\section</code> have been altered by some package or in the preamble, we compare them (when executing a <code>\AtBeginDocument</code> block) with their saved versions (saved by the <code>minitoc</code> package when it is loaded) <code>\mtc@hints@part</code>, <code>\mtc@hints@chapter</code> and <code>\mtc@hints@section</code>. For each sectionning command, we must perform the comparaisn for the command itself, its unstarred branch and its starred branch. But the <code>hyperref</code> package [213] may interfere, hence the formal precautions in the messages.</p>
---	---

**9.78.1.13.1 Alteration of `\part` :**

```

\if@mtc@hints@w@ We check the alteration of \part, \@part and \@spart:
  \ifundefined
    \part 4006 \@mtc@hints@w@false
    \mtc@hints@part 4007 \ifundefined{part}{}{\ifx\part\mtc@hints@part\relax
      \@part 4008 \else\@mtc@hints@w@true\fi}
    \mtc@hints@@part 4009 \ifundefined{part}{}{\ifx\@part\mtc@hints@@part\relax
      \@spart 4010 \else\@mtc@hints@w@true\fi}
    \mtc@hints@@part 4011 \ifundefined{part}{}{\ifx\@part\mtc@hints@@part\relax
      \else\@mtc@hints@w@true\fi}
\if@mtc@hints@given@ 4012 \if@mtc@hints@w@\@mtc@hints@given@true%
\if@mtc@hyper@used@ 4013 \if@mtc@hints@w@\@mtc@hints@given@true%
  4014 \mtcPackageWarningNoLine[<W0030>]{minitoc(hints)}%
  4015 {--- The \string\part\space command is altered
  4016 \MessageBreak
  4017 after minitoc}
  4018 \if@mtc@hyper@used@
  4019 \mtcPackageWarningNoLine[<W0023>]{minitoc(hints)}%
  4020 {--- It may be the consequence
  4021 \MessageBreak
  4022 of loading the ‘‘hyperref’’ package}
  4023 \fi
  4024 \fi

```

**9.78.1.13.2 Alteration of `\chapter` :**

```

\if@mtc@hints@w@ We check the alteration of \chapter, \@chapter and \@schapter:
  \ifundefined
    \chapter 4025 \@mtc@hints@w@false
    \mtc@hints@chapter 4026 \ifundefined{chapter}{}{\ifx\chapter\mtc@hints@chapter\relax
      \@chapter 4027 \else\@mtc@hints@w@true\fi}%
    \mtc@hints@@chapter 4028 \ifundefined{chapter}{}{\ifx\@chapter\mtc@hints@@chapter\relax
      \@schapter 4029 \else\@mtc@hints@w@true\fi}%
    \mtc@hints@@chapter 4030 \ifundefined{chapter}{}{\ifx\@schapter\mtc@hints@@chapter\relax
      \else\@mtc@hints@w@true\fi}%
\if@mtc@hints@given@ 4031 \if@mtc@hints@w@\@mtc@hints@given@true%
\if@mtc@hyper@used@ 4032 \if@mtc@hints@w@\@mtc@hints@given@true%

```

```

4033 \mtcPackageWarningNoLine[<W0028>]{minitoc(hints)}%
4034 {--- The \string\chapter\space command is altered
4035 \MessageBreak
4036 after minitoc}
4037 \if@mtc@hyper@used@
4038 \mtcPackageWarningNoLine[<W0023>]{minitoc(hints)}%
4039 {--- It may be the consequence
4040 \MessageBreak
4041 of loading the ‘‘hyperref’’ package}
4042 \fi
4043 \fi

```

### 9.78.1.13.3 Alteration of \section :

```

\if@mtc@hints@w@ We check the alteration of \section, \@sect and \@ssect:
\@ifundefined
\section 4044 \@mtc@hints@w@false
\mtc@hints@section 4045 \@ifundefined{chapter}%
\@sect 4046 {\@ifundefined{section}}{\ifx\section\mtc@hints@section\relax\else
\mtc@hints@@sect 4047 \mtc@hints@w@true\fi}
\@ssect 4048 \@ifundefined{section}}{\ifx\@sect\mtc@hints@@sect\relax\else
\mtc@hints@@ssect 4049 \mtc@hints@w@true\fi}
\if@mtc@hints@given@ 4050 \@ifundefined{section}}{\ifx\@ssect\mtc@hints@@ssect\relax\else
\if@mtc@hyper@used@ 4051 \mtc@hints@w@true\fi}
4052 \if@mtc@hints@w@\mtc@hints@given@true%
4053 \mtcPackageWarningNoLine[<W0039>]{minitoc(hints)}%
4054 {--- The \string\section\space command is altered
4055 \MessageBreak
4056 after minitoc}
4057 \if@mtc@hyper@used@
4058 \mtcPackageWarningNoLine[<W0023>]{minitoc(hints)}%
4059 {--- It may be the consequence
4060 \MessageBreak
4061 of loading the ‘‘hyperref’’ package}
4062 \fi
4063 \relax\else\fi}}%

```

### 9.78.1.14 Hint about the consistence of the calling sequences of some commands

And finally, we prepare the consistence tests about the calling sequences of triplets of associated commands like `\doparttoc`, `\parttoc` and `\[fake]listofcontents`, and similar: to be able to use `\parttoc`, a table of contents file must have been created via `\[fake]listofcontents` and splitted into `parttoc` files via `\doparttoc`.

```

\if@mtc@hints@ Hence we initialize some flags:
\if@mtc@toc@used@
\if@mtc@lof@used@ 4064 \if@mtc@hints@
\if@mtc@lot@used@ 4065 \global\@mtc@toc@used@false
                  4066 \global\@mtc@lof@used@false
                  4067 \global\@mtc@lot@used@false

```

\mtc@sv@tableofcontents Then we patch the involved commands to set the corresponding flag when they are used. First, the commands for the main summaries:

```

\if@mtc@toc@used@
\mtc@sv@listoffigures 4068 \let\mtc@sv@tableofcontents\tableofcontents
\listoffigures 4069 \def\tableofcontents%
\if@mtc@lof@used@ 4070 {\global\@mtc@toc@used@true\mtc@sv@tableofcontents}
\mtc@sv@listoftables 4071 \let\mtc@sv@listoffigures\listoffigures
\listoftables 4072 \def\listoffigures%
\if@mtc@lot@used@ 4073 {\global\@mtc@lof@used@true\mtc@sv@listoffigures}
                  4074 \let\mtc@sv@listoftables\listoftables
                  4075 \def\listoftables%
                  4076 {\global\@mtc@lot@used@true\mtc@sv@listoftables}

```

\mtc@sv@faketableofcontents Then, their “fake” siblings:

```

\if@mtc@toc@used@ 4077 \let\mtc@sv@faketableofcontents\faketableofcontents
\mtc@sv@fakelistoffigures 4078 \def\faketableofcontents%
\if@mtc@lof@used@ 4079 {\global\@mtc@toc@used@true\mtc@sv@faketableofcontents}
\mtc@sv@fakelistoftables 4080 \let\mtc@sv@fakelistoffigures\fakelistoffigures
\if@mtc@lot@used@ 4081 \def\fakelistoffigures%
                  4082 {\global\@mtc@lof@used@true\mtc@sv@fakelistoffigures}
                  4083 \let\mtc@sv@fakelistoftables\fakelistoftables
                  4084 \def\fakelistoftables%
                  4085 {\global\@mtc@lot@used@true\mtc@sv@fakelistoftables}
                  4086 \fi

```

\mtc@hints@begindoc And the \mtc@hints@begindoc definition is finished (it begins in section 9.78.1 on page 382):

```
4087 }
```

### 9.78.2 Final part: \mtc@hints@enddoc

\mtc@hints@enddoc The final part of the hints option is executed via \AtEndDocument. Its code is in the \AtEndDocument \mtc@hints@enddoc macro. It is a sequence of tests on the packages or classes loaded and the flags set during the first and the second parts of this option. First, we declare the \mtc@hints@enddoc macro:

```
4088 \def\mtc@hints@enddoc{%
```

**9.78.2.1 Hint about \sect-lof|lot and the insection option**

```

\if@mtc@sect@floats@ We look if some section-level lists of figures or tables have been requested.
\if@dosectlof@used@
\if@dosectlot@used@ 4089 \if@dosectlof@used@\@mtc@sect@floats@true\fi
\if@sectlof@used@ 4090 \if@dosectlot@used@\@mtc@sect@floats@true\fi
\if@sectlot@used@ 4091 \if@sectlof@used@\@mtc@sect@floats@true\fi
\if@mtc@section@def@ 4092 \if@sectlot@used@\@mtc@sect@floats@true\fi
4093 \if@mtc@section@def@

\if@mtc@placeinsLoaded@ If yes, we verify that the placeins package [12] has been loaded with the correct options or
\if@mtc@sect@floats@ that the insection option of the minitoc package has been invoked. If not, a warning is
\if@mtc@hints@w@ given.
\if@mtc@hints@given@
4094 \if@mtc@placeinsLoaded@ \else
4095 \if@mtc@sect@floats@%
4096 \mtcPackageWarningNoLine[<W0056>]{minitoc(hints)}%
4097 {You are using \string\dosectlof\space and/or
4098 \MessageBreak
4099 \string\dosectlot, \string\sectlof\space and/or \string\sectlot,
4100 \MessageBreak
4101 hence the ‘‘insection’’ package
4102 \MessageBreak
4103 option is recommended}%
4104 \@mtc@hints@w@true \@mtc@hints@given@true
4105 \fi
4106 \fi

```

**9.78.2.2 Final part of the consistence tests**

We test if \parttoc has been used without \doparttoc, etc., for each pair of preparation/insertion commands.

```

\if@mtc@part@def@ For the part level commands:
\if@parttoc@used@
\if@doparttoc@used@ 4107 \if@mtc@part@def@
\if@mtc@hints@given@ 4108 \if@parttoc@used@
\if@partlof@used@ 4109 \if@doparttoc@used@\else
\if@dopartlof@used@ 4110 \mtcPackageWarningNoLine[<W0062>]{minitoc(hints)}%
\if@partlot@used@ 4111 {You have used \string\parttoc,
\if@dopartlot@used@ 4112 \MessageBreak
4113 but not \string\doparttoc}
4114 \@mtc@hints@given@true
4115 \fi
4116 \fi
4117 \if@partlof@used@

```

```

4118 \if@dopartlof@used@\else
4119 \mtcPackageWarningNoLine[<W00060>]{minitoc(hints)}%
4120 {You have used \string\partlof,
4121 \MessageBreak
4122 but not \string\dopartlof}
4123 \@mtc@hints@given@true
4124 \fi
4125 \fi
4126 \if@partlot@used@
4127 \if@dopartlot@used@\else
4128 \mtcPackageWarningNoLine[<W00061>]{minitoc(hints)}%
4129 {You have used \string\partlot,
4130 \MessageBreak
4131 but not \string\dopartlot}
4132 \@mtc@hints@given@true
4133 \fi
4134 \fi
4135 \fi

```

```

\if@mtc@chapter@def@ For the chapter level commands:
\if@minitoc@used@
\if@dominitoc@used@ 4136 \if@mtc@chapter@def@
\if@mtc@hints@given@ 4137 \if@minitoc@used@
\if@minilof@used@ 4138 \if@dominitoc@used@\else
\if@dominilof@used@ 4139 \mtcPackageWarningNoLine[<W00059>]{minitoc(hints)}%
\if@minilot@used@ 4140 {You have used \string\minitoc,
\if@dominilot@used@ 4141 \MessageBreak
4142 but not \string\dominitoc}
4143 \@mtc@hints@given@true
4144 \fi
4145 \fi
4146 \if@minilof@used@
4147 \if@dominilof@used@\else
4148 \mtcPackageWarningNoLine[<W00057>]{minitoc(hints)}%
4149 {You have used \string\minilof,
4150 \MessageBreak
4151 but not \string\dominilof}
4152 \@mtc@hints@given@true
4153 \fi
4154 \fi
4155 \if@minilot@used@
4156 \if@dominilot@used@\else
4157 \mtcPackageWarningNoLine[<W00058>]{minitoc(hints)}%
4158 {You have used \string\minilot,
4159 \MessageBreak
4160 but not \string\dominilot}
4161 \@mtc@hints@given@true
4162 \fi
4163 \fi
4164 \fi

```



```

\if@mtc@section@def@ For the section level commands:
  \if@secttoc@used@
    \if@dosecttoc@used@ 4165 \if@mtc@section@def@
\if@mtc@hints@given@ 4166 \if@secttoc@used@
  \if@sectlof@used@ 4167 \if@dosecttoc@used@\else
\if@dosectlof@used@ 4168 \mtcPackageWarningNoLine[<W0065>]{minitoc(hints)}%
  \if@sectlot@used@ 4169 {You have used \string\secttoc,
\if@dosectlot@used@ 4170 \MessageBreak
  4171 but not \string\dosecttoc}
  4172 \@mtc@hints@given@true
  4173 \fi
  4174 \fi
  4175 \if@sectlof@used@
  4176 \if@dosectlof@used@\else
  4177 \mtcPackageWarningNoLine[<W0063>]{minitoc(hints)}%
  4178 {You have used \string\sectlof,
  4179 \MessageBreak
  4180 but not \string\dosectlof}
  4181 \@mtc@hints@given@true
  4182 \fi
  4183 \fi
  4184 \if@sectlot@used@
  4185 \if@dosectlot@used@\else
  4186 \mtcPackageWarningNoLine[<W0064>]{minitoc(hints)}%
  4187 {You have used \string\sectlot,
  4188 \MessageBreak
  4189 but not \string\dosectlot}
  4190 \fi
  4191 \fi
  4192 \fi

```

### 9.78.2.3 Check if the main tables have been prepared (first part)

Now, we test if a `\doparttoc` macro has been called but without any matching `\parttoc`, hence it is a vain call. We do the same for each analog command.

```

\if@mtc@part@def@ Part level commands:
\if@doparttoc@used@
  \if@parttoc@used@ 4193 \if@mtc@part@def@
\if@mtc@hints@given@ 4194 \if@doparttoc@used@
  \if@dopartlof@used@ 4195 \if@parttoc@used@\else
  \if@partlof@used@ 4196 \mtcPackageWarningNoLine[<W0075>]{minitoc(hints)}%
\if@dopartlot@used@ 4197 {You have used \string\doparttoc,
  \if@partlot@used@ 4198 \MessageBreak
  4199 but not \string\parttoc}
  4200 \@mtc@hints@given@true
  4201 \fi
  4202 \fi
  4203 \if@dopartlof@used@
  4204 \if@partlof@used@\else

```

```

4205 \mtcPackageWarningNoLine[<W0076>]{minitoc(hints)}%
4206     {You have used \string\dopartlof,
4207     \MessageBreak
4208     but not \string\partlof}
4209 \@mtc@hints@given@true
4210 \fi
4211 \fi
4212 \if@dopartlot@used@
4213 \if@partlot@used@else
4214 \mtcPackageWarningNoLine[<W0077>]{minitoc(hints)}%
4215     {You have used \string\dopartlot,
4216     \MessageBreak
4217     but not \string\partlot}
4218 \@mtc@hints@given@true
4219 \fi
4220 \fi
4221 \fi

```

```

\if@mtc@chapter@def@ Chapter level commands:
\if@dominitoc@used@
  \if@minitoc@used@ 4222 \if@mtc@chapter@def@
\if@mtc@hints@given@ 4223 \if@dominitoc@used@
\if@dominilof@used@ 4224 \if@minitoc@used@else
  \if@minilof@used@ 4225 \mtcPackageWarningNoLine[<W0078>]{minitoc(hints)}%
\if@dominilot@used@ 4226     {You have used \string\dominitoc,
  \if@minilot@used@ 4227     \MessageBreak
4228     but not \string\minitoc}
4229 \@mtc@hints@given@true
4230 \fi
4231 \fi
4232 \if@dominilof@used@
4233 \if@minilof@used@else
4234 \mtcPackageWarningNoLine[<W0079>]{minitoc(hints)}%
4235     {You have used \string\dominilof,
4236     \MessageBreak
4237     but not \string\minilof}
4238 \@mtc@hints@given@true
4239 \fi
4240 \fi
4241 \if@dominilot@used@
4242 \if@minilot@used@else
4243 \mtcPackageWarningNoLine[<W0080>]{minitoc(hints)}%
4244     {You have used \string\dominilot,
4245     \MessageBreak
4246     but not \string\minilot}
4247 \@mtc@hints@given@true
4248 \fi
4249 \fi
4250 \fi

```

```

\if@mtc@section@def@ Section level commands:
\if@dosecttoc@used@
  \if@secttoc@used@ 4251 \if@mtc@section@def@
\if@mtc@hints@given@ 4252 \if@dosecttoc@used@
\if@dosectlof@used@ 4253 \if@secttoc@used@\else
  \if@sectlof@used@ 4254 \mtcPackageWarningNoLine[<W0081>]{minitoc(hints)}%
\if@dosectlot@used@ 4255 {You have used \string\dosecttoc,
  \if@sectlot@used@ 4256 \MessageBreak
  4257 but not \string\secttoc}
  4258 \@mtc@hints@given@true
  4259 \fi
  4260 \fi
  4261 \if@dosectlof@used@
  4262 \if@sectlof@used@\else
  4263 \mtcPackageWarningNoLine[<W0082>]{minitoc(hints)}%
  4264 {You have used \string\dosectlof,
  4265 \MessageBreak
  4266 but not \string\sectlof}
  4267 \@mtc@hints@given@true
  4268 \fi
  4269 \fi
  4270 \if@dosectlot@used@
  4271 \if@sectlot@used@\else
  4272 \mtcPackageWarningNoLine[<W0083>]{minitoc(hints)}%
  4273 {You have used \string\dosectlot,
  4274 \MessageBreak
  4275 but not \string\sectlot}
  4276 \fi
  4277 \fi
  4278 \fi
  4279 \fi

```

#### 9.78.2.4 Check if the main tables have been prepared (second part)

Another consistence test verifies that if the macro `\parttoc` has been called, then the macro `\tableofcontents` or `\faketableofcontents` has also been called (to create the necessary contents file); and similar tests are made for the other mini-table commands.

```

\if@mtc@part@def@ Part level commands:
\if@mtc@hints@given@
  \if@parttoc@used@ 4280 \if@mtc@part@def@
  \ifmtc@toc@used@ 4281 \if@parttoc@used@
  \if@partlof@used@ 4282 \if@mtc@toc@used@\else
  \ifmtc@lof@used@ 4283 \mtcPackageWarningNoLine[<W0071>]{minitoc(hints)}%
  \if@partlot@used@ 4284 {You have used \string\parttoc\space but not
  \ifmtc@lot@used@ 4285 \MessageBreak
  4286 \string\tableofcontents
  4287 \MessageBreak
  4288 nor \string\faketableofcontents}

```

```

4289 \@mtc@hints@given@true
4290 \fi
4291 \fi
4292 \if@partlof@used@
4293 \if@mtc@lof@used@\else
4294 \mtcPackageWarningNoLine[<W0069>]{minitoc(hints)}%
4295 {You have used \string\partlof\space but not
4296 \MessageBreak
4297 \string\listoffigures
4298 \MessageBreak
4299 nor \string\fake\listoffigures}
4300 \@mtc@hints@given@true
4301 \fi
4302 \fi
4303 \if@partlot@used@
4304 \if@mtc@lot@used@\else
4305 \mtcPackageWarningNoLine[<W0070>]{minitoc(hints)}%
4306 {You have used \string\partlot\space but not
4307 \MessageBreak
4308 \string\listoftables
4309 \MessageBreak
4310 nor \string\fake\listoftables}
4311 \@mtc@hints@given@true
4312 \fi
4313 \fi
4314 \fi

```

\if@mtc@chapter@def@ Chapter level commands:

```

\if@mtc@hints@given@
\if@minitoc@used@ 4315 \if@mtc@chapter@def@
\ifmtc@toc@used@ 4316 \if@minitoc@used@
\if@minilof@used@ 4317 \if@mtc@toc@used@\else
\ifmtc@lof@used@ 4318 \mtcPackageWarningNoLine[<W0068>]{minitoc(hints)}%
\if@minilot@used@ 4319 {You have used \string\minitoc\space but not
\ifmtc@lot@used@ 4320 \MessageBreak
4321 \string\tableofcontents
4322 \MessageBreak
4323 nor \string\fake\tableofcontents}
4324 \@mtc@hints@given@true
4325 \fi
4326 \fi
4327 \if@minilof@used@
4328 \if@mtc@lof@used@\else
4329 \mtcPackageWarningNoLine[<W0066>]{minitoc(hints)}%
4330 {You have used \string\minilof\space but not
4331 \MessageBreak
4332 \string\listoffigures
4333 \MessageBreak
4334 nor \string\fake\listoffigures}
4335 \@mtc@hints@given@true
4336 \fi
4337 \fi

```

```

4338 \if@minilot@used@
4339   \if@mtc@lot@used@\else
4340     \mtcPackageWarningNoLine[<W0067>]{minitoc(hints)}%
4341     {You have used \string\minilot\space but not
4342       \MessageBreak
4343       \string\listoftables
4344       \MessageBreak
4345       nor \string\fakelistoftables}
4346   \@mtc@hints@given@true
4347 \fi
4348 \fi
4349 \fi

```

\if@mtc@section@def@ Section level commands:

\if@mtc@hints@given@

```

\if@secttoc@used@ 4350 \if@mtc@section@def@
\ifmtc@toc@used@ 4351 \if@secttoc@used@
\if@sectlof@used@ 4352 \if@mtc@toc@used@\else
\ifmtc@lof@used@ 4353 \mtcPackageWarningNoLine[<W0074>]{minitoc(hints)}%
\if@sectlot@used@ 4354 {You have used \string\secttoc\space but not
\ifmtc@lot@used@ 4355 \MessageBreak
4356 \string\tableofcontents
4357 \MessageBreak
4358 nor \string\aketableofcontents}
4359 \@mtc@hints@given@true
4360 \fi
4361 \fi
4362 \if@sectlof@used@
4363 \if@mtc@lof@used@\else
4364 \mtcPackageWarningNoLine[<W0072>]{minitoc(hints)}%
4365 {You have used \string\sectlof\space but not
4366 \MessageBreak
4367 \string\listoffigures
4368 \MessageBreak
4369 nor \string\fakelistoffigures}
4370 \@mtc@hints@given@true
4371 \fi
4372 \fi
4373 \if@sectlot@used@
4374 \if@mtc@lot@used@\else
4375 \mtcPackageWarningNoLine[<W0073>]{minitoc(hints)}%
4376 {You have used \string\sectlot\space but not
4377 \MessageBreak
4378 \string\listoftables
4379 \MessageBreak
4380 nor \string\fakelistoftables}
4381 \@mtc@hints@given@true
4382 \fi
4383 \fi
4384 \fi

```

**9.78.2.5 Check the number of mini-tables, in case of short extensions**

\mtc@hints@checklongext If short extensions are used, you can use only 99 mini-tables of each kind. If more are created, the auxiliary files can be overwritten: the hundredth minitoc file \jobname.U100 has its name truncated to \jobname.U10, which is already the tenth minitoc file. Thus, we need a hint to signal this situation. The code is rather simple, but the remedy is bitter and costly: either use a better operating system<sup>10</sup>, either redesign the document.

```

\if@longextensions@
\if@mtc@part@def@
\value
\if@mtc@hints@given@true
\if@mtc@chapter@def@
\if@mtc@section@def@
4385 \def\mtc@hints@checklongext{%
4386 \if@longextensions@
4387 \else
4388 \if@mtc@part@def@
4389 \ifnum 99 < \value{ptc}\relax
4390 \@mtc@hints@given@true
4391 \mtcPackageWarningNoLine[<W0054>]{minitoc(hints)}%
4392 {You have used short extensions
4393 \MessageBreak
4394 and more than 99 parts (\arabic{ptc})}
4395 \fi
4396 \fi
4397 \if@mtc@chapter@def@
4398 \ifnum 99 < \value{mtc}\relax
4399 \@mtc@hints@given@true
4400 \mtcPackageWarningNoLine[<W0053>]{minitoc(hints)}%
4401 {You have used short extensions
4402 \MessageBreak
4403 and more than 99 chapters (\arabic{mtc})}
4404 \fi
4405 \else
4406 \if@mtc@section@def@
4407 \ifnum 99 < \value{stc}\relax
4408 \@mtc@hints@given@true
4409 \mtcPackageWarningNoLine[<W0055>]{minitoc(hints)}%
4410 {You have used short extensions
4411 \MessageBreak
4412 and more than 99 sections (\arabic{stc})}
4413 \fi
4414 \fi
4415 \fi
4416 \fi}
4417 \mtc@hints@checklongext

```

**9.78.2.6 Final part of the hint about the sectsty package**

\if@mtc@sectstyLoaded@ We test if sectsty has been loaded before (correct) or after (incorrect) minitoc. See section 9.9.1 on page 250.

```

\if@mtc@sectstyLoaded@a@
\if@mtc@hints@given@
4418 \if@mtc@sectstyLoaded@else

```

---

<sup>10</sup>On the long term, a good investment.

```

4419 \if@mtc@sectstyLoaded@a@
4420 \mtcPackageWarningNoLine[<W0037>]{minitoc(hints)}%
4421 {The sectsty package should be
4422 \MessageBreak
4423 loaded BEFORE the minitoc package}
4424 \@mtc@hints@given@true
4425 \fi
4426 \fi

```

### 9.78.2.7 Final part of the hint about the varsects package

\if@mtc@varsectsLoaded@ We test if varsects has been loaded before (correct) or after (incorrect) minitoc. See  
 \if@mtc@varsectsLoaded@a@ section 9.9.2 on page 250.  
 \if@mtc@hints@given@

```

4427 \if@mtc@varsectsLoaded@else
4428 \if@mtc@varsectsLoaded@a@
4429 \mtcPackageWarningNoLine[<W0038>]{minitoc(hints)}%
4430 {The varsects package should be
4431 \MessageBreak
4432 loaded BEFORE the minitoc package}
4433 \@mtc@hints@given@true
4434 \fi
4435 \fi

```

### 9.78.2.8 Final part of the hint about the fncychap package

\if@mtc@fncychapLoaded@ We test if fncychap has been loaded before (correct) or after (incorrect) minitoc. See  
 \if@mtc@fncychapLoaded@a@ section 9.9.3 on page 250.  
 \if@mtc@hints@given@

```

4436 \if@mtc@fncychapLoaded@else
4437 \if@mtc@fncychapLoaded@a@
4438 \mtcPackageWarningNoLine[<W0086>]{minitoc(hints)}%
4439 {The fncychap package should be
4440 \MessageBreak
4441 loaded BEFORE the minitoc package}
4442 \@mtc@hints@given@true
4443 \fi
4444 \fi

```

### 9.78.2.9 Final part of the hint about the hangcaption package

\if@mtc@hangcaptionLoaded@ We test if hangcaption has been loaded before (correct) or after (incorrect) minitoc. See  
 \if@mtc@hangcaptionLoaded@a@ section 9.9.4 on page 251.  
 \if@mtc@hints@given@

```

4445 \if@mtc@hangcaptionLoaded@else
4446   \if@mtc@hangcaptionLoaded@a@
4447     \mtcPackageWarningNoLine[<W0092>]{minitoc(hints)}%
4448     {The hangcaption package should be
4449     \MessageBreak
4450     loaded BEFORE the minitoc package}
4451     \@mtc@hints@given@true
4452   \fi
4453 \fi

```

#### 9.78.2.10 Final part of the hint about the quotchap package

\if@mtc@quotchapLoaded@ We test if quotchap has been loaded before (correct) or after (incorrect) minitoc. See  
 \if@mtc@quotchapLoaded@a@ section 9.9.5 on page 251.  
 \if@mtc@hints@given@

```

4454 \if@mtc@quotchapLoaded@else
4455   \if@mtc@quotchapLoaded@a@
4456     \mtcPackageWarningNoLine[<W0087>]{minitoc(hints)}%
4457     {The quotchap package should be
4458     \MessageBreak
4459     loaded BEFORE the minitoc package}
4460     \@mtc@hints@given@true
4461   \fi
4462 \fi

```

#### 9.78.2.11 Final part of the hint about the romannum package

\if@mtc@romannumLoaded@ We test if romannum has been loaded before (correct) or after (incorrect) minitoc. See  
 \if@mtc@romannumLoaded@a@ section 9.9.6 on page 251.  
 \if@mtc@hints@given@

```

4463 \if@mtc@romannumLoaded@else
4464   \if@mtc@romannumLoaded@a@
4465     \mtcPackageWarningNoLine[<W0088>]{minitoc(hints)}%
4466     {The romannum package should be
4467     \MessageBreak
4468     loaded BEFORE the minitoc package}
4469     \@mtc@hints@given@true
4470   \fi
4471 \fi

```

#### 9.78.2.12 Final part of the hint about the sfheaders package

\if@mtc@sfheadersLoaded@ We test if sfheaders has been loaded before (correct) or after (incorrect) minitoc. See  
 \if@mtc@sfheadersLoaded@a@ section 9.9.7 on page 251.  
 \if@mtc@hints@given@



```

4472 \if@mtc@sfheadersLoaded@ \else
4473   \if@mtc@sfheadersLoaded@a@
4474     \mtcPackageWarningNoLine[<W0089>]{minitoc(hints)}%
4475     {The sfheaders package should be
4476       \MessageBreak
4477       loaded BEFORE the minitoc package}
4478     \@mtc@hints@given@true
4479   \fi
4480 \fi

```

#### 9.78.2.13 Final part of the hint about the alnumsec package

\if@mtc@alnumsecLoaded@ We test if alnumsec has been loaded before (correct) or after (incorrect) minitoc. See  
 \if@mtc@alnumsecLoaded@a@ section 9.9.8 on page 252.  
 \if@mtc@hints@given@

```

4481 \if@mtc@alnumsecLoaded@ \else
4482   \if@mtc@alnumsecLoaded@a@
4483     \mtcPackageWarningNoLine[<W0090>]{minitoc(hints)}%
4484     {The alnumsec package should be
4485       \MessageBreak
4486       loaded BEFORE the minitoc package}
4487     \@mtc@hints@given@true
4488   \fi
4489 \fi

```

#### 9.78.2.14 Final part of the hint about the captcont package

\if@mtc@captcontLoaded@ We test if captcont has been loaded before (correct) or after (incorrect) minitoc. See  
 \if@mtc@captcontLoaded@a@ section 9.9.9 on page 252.  
 \if@mtc@hints@given@

```

4490 \if@mtc@captcontLoaded@ \else
4491   \if@mtc@captcontLoaded@a@
4492     \mtcPackageWarningNoLine[<W0091>]{minitoc(hints)}%
4493     {The captcont package should be
4494       \MessageBreak
4495       loaded BEFORE the minitoc package}
4496     \@mtc@hints@given@true
4497   \fi
4498 \fi

```

#### 9.78.2.15 Final part of the hint about the caption package

\if@mtc@captionLoaded@ We test if caption has been loaded before (correct) or after (incorrect) minitoc. See  
 \if@mtc@captionLoaded@a@ section 9.9.10 on page 252.  
 \if@mtc@hints@given@

```

4499 \if@mtc@captionLoaded@ \else
4500   \if@mtc@captionLoaded@a@
4501     \mtcPackageWarningNoLine[<W0033>]{minitoc(hints)}%
4502     {The caption package should be
4503     \MessageBreak
4504     loaded BEFORE the minitoc package}
4505     \@mtc@hints@given@true
4506   \fi
4507 \fi

```

#### 9.78.2.16 Final part of the hint about the caption2 package

\if@mtc@captionIILoaded@ We test if caption2 has been loaded before (correct) or after (incorrect) minitoc. See  
 \if@mtc@captionIILoaded@a@ section 9.9.11 on page 252.  
 \if@mtc@hints@given@

```

4508 \if@mtc@captionIILoaded@ \else
4509   \if@mtc@captionIILoaded@a@
4510     \mtcPackageWarningNoLine[<W0034>]{minitoc(hints)}%
4511     {The caption2 package should be
4512     \MessageBreak
4513     loaded BEFORE the minitoc package}
4514     \@mtc@hints@given@true
4515   \fi
4516 \fi

```

#### 9.78.2.17 Final part of the hint about the ccaption package

\if@mtc@ccaptionLoaded@ We test if ccaption has been loaded before (correct) or after (incorrect) minitoc. See  
 \if@mtc@ccaptionLoaded@a@ section 9.9.12 on page 253.  
 \if@mtc@hints@given@

```

4517 \if@mtc@ccaptionLoaded@ \else
4518   \if@mtc@ccaptionLoaded@a@
4519     \mtcPackageWarningNoLine[<W0035>]{minitoc(hints)}%
4520     {The ccaption package should be
4521     \MessageBreak
4522     loaded BEFORE the minitoc package}
4523     \@mtc@hints@given@true
4524   \fi
4525 \fi

```

#### 9.78.2.18 Final part of the hint about the mcaption package

\if@mtc@mcaptionLoaded@ We test if mcaption has been loaded before (correct) or after (incorrect) minitoc. See  
 \if@mtc@mcaptionLoaded@a@ section 9.9.13 on page 253.  
 \if@mtc@hints@given@

```

4526 \if@mtc@mcaptionLoaded@ \else
4527   \if@mtc@mcaptionLoaded@a@
4528     \mtcPackageWarningNoLine[<W0036>]{minitoc(hints)}%
4529     {The mcaption package should be
4530     \MessageBreak
4531     loaded BEFORE the minitoc package}
4532   \@mtc@hints@given@true
4533 \fi
4534 \fi

```

### 9.78.2.19 Check if empty mini-tables have been detected

We test for each kind of mini-tables.

\if@mtc@empty@parttoc@ For parttocs:

```

4535 \if@mtc@empty@parttoc@
4536   \mtcPackageWarningNoLine[<W0046>]{minitoc(hints)}%
4537   {You have attempted to insert
4538   \MessageBreak
4539   empty parttocs}
4540   \@mtc@hints@given@true
4541 \fi

```

\if@mtc@empty@partlof@ For partlofs:

```

4542 \if@mtc@empty@partlof@
4543   \mtcPackageWarningNoLine[<W0044>]{minitoc(hints)}%
4544   {You have attempted to insert
4545   \MessageBreak
4546   empty partlofs}
4547   \@mtc@hints@given@true
4548 \fi

```

\if@mtc@empty@partlot@ For partlots:

```

4549 \if@mtc@empty@partlot@
4550   \mtcPackageWarningNoLine[<W0045>]{minitoc(hints)}%
4551   {You have attempted to insert
4552   \MessageBreak
4553   empty partlots}
4554   \@mtc@hints@given@true
4555 \fi

```

\if@mtc@empty@minitoc@ For minitocs:

```

4556 \if@mtc@empty@minitoc@
4557   \mtcPackageWarningNoLine[<W0043>]{minitoc(hints)}%
4558   {You have attempted to insert
4559   \MessageBreak
4560   empty minitocs}
4561   \@mtc@hints@given@true
4562 \fi

```

\if@mtc@empty@minilofs@ For minilofs:

```

4563 \if@mtc@empty@minilofs@
4564   \mtcPackageWarningNoLine[<W0041>]{minitoc(hints)}%
4565   {You have attempted to insert
4566   \MessageBreak
4567   empty minilofs}
4568   \@mtc@hints@given@true
4569 \fi

```

\if@mtc@empty@minilots@ For minilots:

```

4570 \if@mtc@empty@minilots@
4571   \mtcPackageWarningNoLine[<W0042>]{minitoc(hints)}%
4572   {You have attempted to insert
4573   \MessageBreak
4574   empty minilots}
4575   \@mtc@hints@given@true
4576 \fi

```

\if@mtc@empty@secttoc@ For secttocs:

```

4577 \if@mtc@empty@secttoc@
4578   \mtcPackageWarningNoLine[<W0049>]{minitoc(hints)}%
4579   {You have attempted to insert
4580   \MessageBreak
4581   empty secttocs}
4582   \@mtc@hints@given@true
4583 \fi

```

\if@mtc@empty@sectlofs@ For sectlofs:

```

4584 \if@mtc@empty@sectlofs@
4585   \mtcPackageWarningNoLine[<W0047>]{minitoc(hints)}%
4586   {You have attempted to insert
4587   \MessageBreak

```

```

4588     empty sectlofs}
4589     \@mtc@hints@given@true
4590 \fi

```

\if@mtc@empty@sectlot@ For sectlots:

```

4591 \if@mtc@empty@sectlot@
4592     \mtcPackageWarningNoLine[<W0042>]{minitoc(hints)}%
4593     {You have attempted to insert
4594     \MessageBreak
4595     empty sectlots}
4596     \@mtc@hints@given@true
4597 \fi

```

#### 9.78.2.20 Check if obsolete commands have been used

This hint is just a reminder if you have used obsolete commands, which are also signalled in the *document.log* file.

\if@firstpartis@used@ Obsolete macro \firstpartis:

```

4598 \if@firstpartis@used@
4599     \mtcPackageWarningNoLine[<W0051>]{minitoc(hints)}%
4600     {You have invoked an obsolete
4601     \MessageBreak
4602     command: \string\firstpartis}
4603     \@mtc@hints@given@true
4604 \fi

```

\if@firstchapteris@used@ Obsolete macro \firstchapteris:

```

4605 \if@firstchapteris@used@
4606     \mtcPackageWarningNoLine[<W0050>]{minitoc(hints)}%
4607     {You have invoked an obsolete
4608     \MessageBreak
4609     command: \string\firstchapteris}
4610     \@mtc@hints@given@true
4611 \fi

```

\if@firstsectionis@used@ Obsolete macro \firstsectionis:

```

4612 \if@firstsectionis@used@
4613     \mtcPackageWarningNoLine[<W0052>]{minitoc(hints)}%
4614     {You have invoked an obsolete
4615     \MessageBreak

```

```

4616     command: \string\firstsectionis}
4617     \@mtc@hints@given@true
4618 \fi

```

### 9.78.2.21 Check if some hints have been written

`\if@mtc@hints@given@` We come at the end of the third part of the hints option: if problems have been detected, a warning is displayed; the warning is not displayed but only written in the *document.log* file if no problems have been detected. And we terminate the `\mtc@hints@enddoc` macro by a closing brace.

```

4619 \if@mtc@hints@given@
4620     \mtcPackageWarningNoLine[<W0024>]{minitoc(hints)}%
4621     {Some hints have been written
4622     \MessageBreak
4623     in the \jobname.log file}
4624 \else
4625     \mtcPackageInfo[<I0019>]{minitoc(hints)}%
4626     {No hints have been written
4627     \MessageBreak
4628     in the \jobname.log file.\@gobble}
4629 \fi
4630 }

```

## 9.79 Processing of options

`\InputIfFileExists` First, if possible, we apply the default language option, english:  
`\ExecuteOptions`

```

4631     \InputIfFileExists{english.mld}%
4632     {\ExecuteOptions{english}}%

```

`\mtcPackageError` Else, we signal a severe error and provide the missing default titles:

```

\providecommand
\ptctitle 4633     {\mtcPackageError[<E0036>]{minitoc}%
\plftitle 4634     {Your minitoc installation is incomplete.
\plttitle 4635     \MessageBreak
\mtctitle 4636     The minitoc language object file (.mld),
\mlftitle 4637     \MessageBreak
\mlttitle 4638     english.mld is not found.
\stctitle 4639     \MessageBreak
\slftitle 4640     We will try to continue with default values}%
\slttitle 4641     {See the minitoc documentation.
\slttitle 4642     \MessageBreak
4643     Please fix your minitoc installation.

```

```

4644         \MessageBreak
4645         Press <return> to continue}%
4646         \providecommand{\ptctitle}{Table of Contents}%
4647         \providecommand{\plftitle}{List of Figures}%
4648         \providecommand{\pltttitle}{List of Tables}%
4649         \providecommand{\mtctitle}{Contents}%
4650         \providecommand{\mlftitle}{Figures}%
4651         \providecommand{\mltttitle}{Tables}%
4652         \providecommand{\stctitle}{Contents}%
4653         \providecommand{\slftitle}{Figures}%
4654         \providecommand{\sltttitle}{Tables}%
4655     }%

```

`\ProcessOptions*` Then, we execute all requested options: for most options, it is just setting a flag, or loading a file for the language options.

```
4656 \ProcessOptions*
```

We now examine the flags for some options and execute the necessary actions.

### 9.79.1 Processing the `insection` option

`\if@mtc@ss@insection@` For the `insection` option, we load the `placeins` package [12] with its options `verbose` and `section`, after the `flafter` package (described in [162] and [188, page 286]); the correct loading is verified:  
`\RequirePackage`  
`\@ifpackageloaded`  
`\if@mtc@placeinsLoaded@`

```

4657 \if@mtc@ss@insection@
4658     \RequirePackage{flafter}[2000/07/23]%
4659     \RequirePackage[section,verbose]{placeins}[2005/04/18]%
4660     \@ifpackageloaded{placeins}%
4661         {\@mtc@placeinsLoaded@true}{\@mtc@placeinsLoaded@false}%
4662 \fi

```

### 9.79.2 Processing the `notoccite` option

`\if@mtc@notoccite@` For the `notoccite` option, we just load the `notoccite` package [11]:  
`\RequirePackage`

```

4663 \if@mtc@notoccite@
4664     \RequirePackage{notoccite}%
4665 \fi

```

### 9.79.3 Processing the listfiles option

```

\mtc@maf We define the \mtc@maf macro which closes \tf@mtc and reopens it to write into the
\tf@mtc file <document>.maf. It calls \mtc@maf@long or \mtc@maf@short (long or short exten-
\if@longextensions@ sions), then closes \tf@mtc. \mtc@maf@long or \mtc@maf@short writes the names of
\mtc@maf@long the existing auxiliary files using decrementing loops on the associated counters, and includes
\mtc@maf@short <document>.mtc in the list (but not <document>.maf11). We must also check the existence of
\mtc@addtomaf \jobname.mtc1 if long extensions are used.
\IfFileExists
\jobname 4666 \def\mtc@maf{%
4667 \mtcPackageInfo[<I0009>]{minitoc}%
4668 {Listing minitoc auxiliary files.
4669 \MessageBreak
4670 Creating the \jobname.maf file\@gobble}
4671 \immediate\closeout\tf@mtc
4672 \immediate\openout\tf@mtc \jobname.maf
4673 \if@longextensions@\mtc@maf@long\else\mtc@maf@short\fi
4674 \immediate\closeout\tf@mtc}
4675 \def\mtc@addtomaf#1{%
4676 \IfFileExists{#1}{\immediate\write\tf@mtc{#1}}{}}
4677 \def\mtc@maf@long{%
4678 \mtc@addtomaf{\jobname.mtc}
4679 \@ifundefined{c@ptc}{\loop\ifnum\c@ptc>\z@relax
4680 \mtc@addtomaf{\jobname.ptc\arabic{ptc}}
4681 \mtc@addtomaf{\jobname.plf\arabic{ptc}}
4682 \mtc@addtomaf{\jobname.plt\arabic{ptc}}
4683 \advance\c@ptc\m@ne\repeat}
4684 \@ifundefined{c@mtc}{\mtc@addtomaf{\jobname.mtc1}}{%
4685 \loop\ifnum\c@mtc>\z@relax
4686 \mtc@addtomaf{\jobname.mtc\arabic{mtc}}
4687 \mtc@addtomaf{\jobname.mlf\arabic{mtc}}
4688 \mtc@addtomaf{\jobname.mlt\arabic{mtc}}
4689 \advance\c@mtc\m@ne\repeat}
4690 \@ifundefined{c@stc}{\loop\ifnum\c@stc>\z@relax
4691 \mtc@addtomaf{\jobname.stc\arabic{stc}}
4692 \mtc@addtomaf{\jobname.slf\arabic{stc}}
4693 \mtc@addtomaf{\jobname.slt\arabic{stc}}
4694 \advance\c@stc\m@ne\repeat}}
4695 \def\mtc@maf@short{%
4696 \mtc@addtomaf{\jobname.mtc}
4697 \@ifundefined{c@ptc}{\loop\ifnum\c@ptc>\z@relax
4698 \mtc@addtomaf{\jobname.P\arabic{ptc}}
4699 \mtc@addtomaf{\jobname.G\arabic{ptc}}
4700 \mtc@addtomaf{\jobname.U\arabic{ptc}}
4701 \advance\c@ptc\m@ne\repeat}
4702 \@ifundefined{c@mtc}{\loop\ifnum\c@mtc>\z@relax
4703 \mtc@addtomaf{\jobname.M\arabic{mtc}}
4704 \mtc@addtomaf{\jobname.F\arabic{mtc}}
4705 \mtc@addtomaf{\jobname.T\arabic{mtc}}
4706 \advance\c@mtc\m@ne\repeat}
4707 \@ifundefined{c@stc}{\loop\ifnum\c@stc>\z@relax

```

<sup>11</sup> Some users could made a cleanup using this file as a list of files to delete, so it should not be in the list.



```

4708      \mtc@addtomaf{\jobname.S\arabic{stc}}
4709      \mtc@addtomaf{\jobname.H\arabic{stc}}
4710      \mtc@addtomaf{\jobname.V\arabic{stc}}
4711      \advance\c@stc\m@ne\repeat}}

```

```

\if@mtc@listfiles@ If this option is active, we call \mtc@maf in a \AtEndDocument block.
\AtEndDocument
\mtc@maf 4712 \if@mtc@listfiles@{\AtEndDocument{\mtc@maf}}\else\fi

```

### 9.79.4 Processing the hints option

```

\if@mtc@hints@ For the hints option, we set its first part in a \AtBeginDocument block and its third (last)
\AtBeginDocument part in a \AtEndDocument block:
\mtc@hints@begindoc
\AtEndDocument 4713 \if@mtc@hints@
\mtc@hints@enddoc 4714 \AtBeginDocument{\mtc@hints@begindoc}%
4715 \AtEndDocument{\mtc@hints@enddoc}%
4716 \fi

```

### 9.79.5 Saving the sectionning commands

And, at least, we save the definitions of sectionning commands (and of their unstarred and starred branches), for comparaisons (this is a part of the hints option executed in the preamble):

```

\@ifundefined For the \part command:
\mtc@hints@part
\part 4717 \@ifundefined{part}{}{\let\mtc@hints@part\part}
\mtc@hints@@part 4718 \let\mtc@hints@@part\@part
\@part 4719 \let\mtc@hints@@spart\@spart}
\mtc@hints@spart
\@spart

```

```

\@ifundefined For the \chapter command:
\mtc@hints@chapter
\chapter 4720 \@ifundefined{chapter}{}{\let\mtc@hints@chapter\chapter}
\mtc@hints@@chapter 4721 \let\mtc@hints@@chapter\@chapter
\@chapter 4722 \let\mtc@hints@@schapter\@schapter}
\mtc@hints@schapter
\@schapter

```

```

\@ifundefined For the \section command:
\mtc@hints@section
  \section 4723 \@ifundefined{section}{}{\let\mtc@hints@section\section
\mtc@hints@sect 4724 \let\mtc@hints@sect\@sect
  \@sect 4725 \let\mtc@hints@ssect\@ssect}
\mtc@hints@ssect
  \@ssect

```

## 9.80 Trapping the undefined preparation and insertion commands

\mtc@classck It may happen that you use a preparation command (like \dominitoc) or an insertion command (like \dominitoc) in a document using a class where that command is not available (like article). To get a better diagnostic for such errors, we intercept such commands by providing a default definition which just emits an error message. These default definitions are made in a \AtBeginDocument block.

```

4726 \def\mtc@classck#1{%
4727   \mtcPackageError[<E0037>]{minitoc}%
4728     {The \csname #1\endcsname\space command is incompatible
4729     \MessageBreak
4730     with the document class}%
4731   {Correct the source code.
4732   \MessageBreak
4733   Type <return> and rerun LaTeX}%
4734 }

```

A \AtBeginDocument bloc:

```

\AtBeginDocument

4735 \AtBeginDocument{%

\providecommand Part-level preparation commands:
  \doparttoc
  \dopartlof 4736 \providecommand{\doparttoc}[1][1]{\mtc@classck{\doparttoc}}%
  \dopartlot 4737 \providecommand{\dopartlof}[1][1]{\mtc@classck{\dopartlof}}%
  4738 \providecommand{\dopartlot}[1][1]{\mtc@classck{\dopartlot}}%

\dominitoc Chapter-level preparation commands:
\dominilof
\dominilot 4739 \providecommand{\dominitoc}[1][1]{\mtc@classck{\dominitoc}}%
  4740 \providecommand{\dominilof}[1][1]{\mtc@classck{\dominilof}}%
  4741 \providecommand{\dominilot}[1][1]{\mtc@classck{\dominilot}}%

\dosecttoc Section-level preparation commands:
\dosectlof
\dosectlot

```

```

4742 \providecommand{\dosecttoc}[1][1]{\mtc@classck{\dosecttoc}}%
4743 \providecommand{\dosectlof}[1][1]{\mtc@classck{\dosectlof}}%
4744 \providecommand{\dosectlot}[1][1]{\mtc@classck{\dosectlot}}%

\parttoc
\partlof
\partlot 4745 % \ifcase\LANG\relax
         4746 % Part-level insertion commands:
         4747 % \or\relax
         4748 % Commandes d'insertion au niveau partie:
         4749 % \fi
         4750 \providecommand{\parttoc}[1][1]{\mtc@classck{\parttoc}}%
         4751 \providecommand{\partlof}[1][1]{\mtc@classck{\partlof}}%
         4752 \providecommand{\partlot}[1][1]{\mtc@classck{\partlot}}%

\minitoc Chapter-level insertion commands:
\minilof
\minilot 4753 \providecommand{\minitoc}[1][1]{\mtc@classck{\minitoc}}%
         4754 \providecommand{\minilof}[1][1]{\mtc@classck{\minilof}}%
         4755 \providecommand{\minilot}[1][1]{\mtc@classck{\minilot}}%

\secttoc Section-level insertion commands:
\sectlof
\sectlot 4756 \providecommand{\secttoc}[1][1]{\mtc@classck{\secttoc}}%
         4757 \providecommand{\sectlof}[1][1]{\mtc@classck{\sectlof}}%
         4758 \providecommand{\sectlot}[1][1]{\mtc@classck{\sectlot}}%
         4759 }

And the package is terminated.

4760 </minitoc>

```

## 9.81 The `fminitoc.dtx` file

```

\jobname This short file is necessary to create the french documentation. Its rôle is to set \jobname
\input   to fminitoc in place of minitoc. As minitoc.ins generates the minitoc.lan and
         fminitoc.lan files which set a language number \LANG, and minitoc.dtx reads then the
         \jobname.lan file, the documentation can be in several languages (english and french here)
         in minitoc.dtx, the language being selected by \ifcase\LANG\relax ... \or\relax ...
         \fi constructs. The \relax primitives are necessary to avoid bad surprises.

4761 < *fminitoc>

```

```
4762 \ProvidesFile{fminitoc.dtx}%  
4763           [2006/11/29 minitoc french documentation start file]  
4764 \input{minitoc.dtx}  
4765 \end{fminitoc}
```

## Chapter 10

# Commented code of `mtcoff.sty`

### Contents

10.1	Why <code>mtcoff.sty</code> ?	413
10.2	Identification of the package	414
10.3	Faking counters and dimensions	414
10.4	Faking simple commands	417
10.5	Faking commands with one optional argument	417
10.6	Disabling the internal commands	418
10.7	Disabling the font commands	418
10.8	Disabling the <code>\mtcset...</code> commands	420
10.9	Disabling the new <code>\l@...</code> commands	420
10.10	Ignore the obsolete commands	420
10.11	Disabling the <code>\mtcselectlanguage</code> command	421
10.12	Disabling the <code>\mtcloadmlo</code> command	421
10.13	Disabling the commands for the horizontal rules	421
10.14	Disabling the commands for the page numbers	422
10.15	Disabling the mini-table features commands	422
10.16	Disabling miscellaneous flags and commands	423
10.17	Caution for some commands	423
10.18	Disabling commands for “coffee”	425
10.19	Disabling the <code>mtchideinmain...</code> environments	425
10.20	Inhibition of the <code>\mtc@saveXXXdepth</code> and <code>\mtc@restoreXXXdepth</code> internal commands	425
10.21	Disabling the <code>\mtcfixglossary</code> command	425
10.22	Disabling the <code>\mtcfixindex</code> command	426
10.23	Disabling the <code>\addstarred...</code> commands	426

### 10.1 Why `mtcoff.sty`?

The `minitoc` package [106, 107] requires that the user inserts many commands in the source code of her/his document, and not only into the preamble of the document. Hence the concept

of a replacement package, *mtcoff* (means “minitoc off”), which substitutes to all commands and environments of the *minitoc* package some alternative commands and environments with the same names and syntaxes, but doing nothing (except emitting some harmless warnings, for special cases). This way, to turn off easily the *minitoc* package, you just have to write, in the preamble of your document, something like:

```
\usepackage[...options...]{minitoc}
%\usepackage{mtcoff}
```

then the *minitoc* package is activated with the specified options. If you modify this two lines this way:

```
%\usepackage[...options...]{minitoc}
\usepackage{mtcoff}
```

then the *minitoc* package is deactivated and all its commands and environments are ignored. This is much easier, faster and safer than commenting out all the commands and environments of *minitoc*. Moreover, this operation is reversible.

## 10.2 Identification of the package

`\NeedsTeXFormat` First, we identify the package and check the version of  $\text{\LaTeX}$ <sup>1</sup>; we need the *mtcmess* package  
`\ProvidesPackage` to write messages with unique identifiers.

```
4766 \*mtcoff)
4767 \NeedsTeXFormat{LaTeX2e}%
4768 \ProvidesPackage{mtcoff}[2006/06/27 v3.0 The mtcoff package]
4769 \RequirePackage{mtcmess}[2006/03/14]
```

## 10.3 Faking counters and dimensions

`\count@` As *minitoc* declares some counters and dimensions registers, we fake them using `\count@`  
`\dimen@` or `\dimen@`. For `\mtcskipamount`, we must use its default definition, `\bigskipamount`.  
`\c@minitocdepth`  
`\mtcindent` 4770 \let\c@minitocdepth\count@  
`\mtcskipamount` 4771 \let\mtcindent\dimen@  
`\bigskipamount` 4772 \let\mtcskipamount\bigskipamount  
`\c@parttocdepth` 4773 \let\c@parttocdepth\count@  
`\mtcindent` 4774 \let\ptcindent\dimen@  
`\c@secttocdepth`  
`\stcindent`

<sup>1</sup> This checking is not really useful for the *mtcoff* package itself, but it is good to check that your version of  $\text{\LaTeX}$  is not too old to support *minitoc*.

```

4775 \let\c@secttocdepth\count@
4776 \let\stcindent\dimen@

```

```

\c@mtc The basic mini-table counters are provided by \count@:
\c@ptc
\c@stc 4777 \let\c@mtc\count@
        4778 \let\c@ptc\count@
        4779 \let\c@stc\count@

```

```

\mtcgapbeforeheads The gaps before and after parttoc heads receive their default values:
\mtcgapafterheads

```

```

4780 \def\mtcgapbeforeheads{50\p@}
4781 \def\mtcgapafterheads{40\p@}

```

```

\@ifundefined We must define the macros for the vertical kernings between the minitables and their before
\kernafterparttoc the bottom rule. The default values are used. We must issue a warning if one of these macros
\kernafterpartlof is used.
\kernafterpartlot

```

```

\kernaftersecttoc 4782 \@ifundefined{part}{}{%
\kernaftersectlof 4783 \def\kernafterparttoc{%
\kernaftersectlot 4784 \mtcoffwarn@true
\kernafterminitoc 4785 \mtcPackageWarning[<F0008>]{mtcoff}%
\kernafterminilof 4786 {The macro \string\kernafterparttoc
\kernafterminilot 4787 \MessageBreak
4788 should not be used out of context
4789 \MessageBreak}%
4790 \kern-1.\baselineskip\kern.5ex}%
4791 \def\kernafterpartlof{%
4792 \mtcoffwarn@true
4793 \mtcPackageWarning[<F0008>]{mtcoff}%
4794 {The macro \string\kernafterpartlof
4795 \MessageBreak
4796 should not be used out of context
4797 \MessageBreak}%
4798 \kern-1.\baselineskip\kern.5ex}%
4799 \def\kernafterpartlot{%
4800 \mtcoffwarn@true
4801 \mtcPackageWarning[<F0008>]{mtcoff}%
4802 {The macro \string\kernafterpartlot
4803 \MessageBreak
4804 should not be used out of context
4805 \MessageBreak}%
4806 \kern-1.\baselineskip\kern.5ex}%
4807 }%
4808 \@ifundefined{chapter}{}%
4809 \@ifundefined{section}{}%
4810 {}%
4811 \def\kernaftersecttoc{%

```

```

4812         \mtcoffwarn@true
4813         \mtcPackageWarning[<F0008>]{mtcoff}%
4814         {The macro \string\kernaftersecttoc
4815         \MessageBreak
4816         should not be used out of context
4817         \MessageBreak}%
4818         \kern-1.\baselineskip\kern.5ex}%
4819 \def\kernaftersectlof{%
4820     \mtcoffwarn@true
4821     \mtcPackageWarning[<F0008>]{mtcoff}%
4822     {The macro \string\kernaftersectlof
4823     \MessageBreak
4824     should not be used out of context
4825     \MessageBreak}%
4826     \kern-1.\baselineskip\kern.5ex}%
4827 \def\kernaftersectlot{%
4828     \mtcoffwarn@true
4829     \mtcPackageWarning[<F0008>]{mtcoff}%
4830     {The macro \string\kernaftersectlot
4831     \MessageBreak
4832     should not be used out of context
4833     \MessageBreak}%
4834     \kern-1.\baselineskip\kern.5ex}%
4835     }%
4836     }%
4837     {%
4838 \def\kernafterminitoc{%
4839     \mtcoffwarn@true
4840     \mtcPackageWarning[<F0008>]{mtcoff}%
4841     {The macro \string\kernafterminitoc
4842     \MessageBreak
4843     should not be used out of context
4844     \MessageBreak}%
4845     \kern-.5\baselineskip\kern.5ex}%
4846 \def\kernafterminilof{%
4847     \mtcoffwarn@true
4848     \mtcPackageWarning[<F0008>]{mtcoff}%
4849     {The macro \string\kernafterminilof
4850     \MessageBreak
4851     should not be used out of context
4852     \MessageBreak}%
4853     \kern-1.\baselineskip\kern0.ex}%
4854 \def\kernafterminilot{%
4855     \mtcoffwarn@true
4856     \mtcPackageWarning[<F0008>]{mtcoff}%
4857     {The macro \string\kernafterminilot
4858     \MessageBreak
4859     should not be used out of context
4860     \MessageBreak}%
4861     \kern-1.\baselineskip\kern0.ex}%
4862     }%

```



## 10.4 Faking simple commands

```

\mtcskip   Some user commands are easy to fake:
\fakeableofcontents
\fakeableoffigures 4863 \let\mtcskip\relax
\fakeableoftables  4864 \let\fakeableofcontents\relax
    \adjustptc 4865 \let\fakeableoffigures\relax
    \adjustmtc 4866 \let\fakeableoftables\relax
    \adjuststc 4867 \newcommand{\adjustptc}[1][1]{\relax}
\decrementptc 4868 \newcommand{\adjustmtc}[1][1]{\relax}
\decrementmtc 4869 \newcommand{\adjuststc}[1][1]{\relax}
\decrementstc 4870 \let\decrementptc\relax
\incrementptc  4871 \let\decrementmtc\relax
\incrementmtc  4872 \let\decrementstc\relax
\incrementstc  4873 \let\incrementptc\relax
\incrementstc  4874 \let\incrementmtc\relax
\incrementstc  4875 \let\incrementstc\relax

```

```

\partend   The following commands are not directly called by the user, in normal circumstances, but must
\partbegin be faked:
\chapterend
\chapterbegin 4876 \let\partend\relax
    \sectend 4877 \let\partbegin\relax
    \sectbegin 4878 \let\chapterend\relax
                4879 \let\chapterbegin\relax
                4880 \let\sectend\relax
                4881 \let\sectbegin\relax

```

## 10.5 Faking commands with one optional argument

\gobbleopt@ The user commands with an optional argument are faked using the internal  $\LaTeX$  macro \ifnextchar (to get the optional argument) and the new utility command \gobbleopt@.

```
4882 \def\gobbleopt@[#1]{\relax}
```

```

\ifnextchar   Commands for part level mini-tables:
\doparttoc
\dopartlof 4883 \def\doparttoc{\ifnextchar[\gobbleopt@]{\gobbleopt@[1]}}
\dopartlot 4884 \def\dopartlof{\ifnextchar[\gobbleopt@]{\gobbleopt@[1]}}
    \parttoc 4885 \def\dopartlot{\ifnextchar[\gobbleopt@]{\gobbleopt@[1]}}
    \partlof 4886 \def\parttoc{\ifnextchar[\gobbleopt@]{\gobbleopt@[1]}}
    \partlot 4887 \def\partlof{\ifnextchar[\gobbleopt@]{\gobbleopt@[1]}}
    \partlot 4888 \def\partlot{\ifnextchar[\gobbleopt@]{\gobbleopt@[1]}}

```

```

\@ifnextchar  Commands for chapter level mini-tables:
\dominitoc
\dominilof 4889 \def\dominitoc{\@ifnextchar[{\gobbleopt@}{\gobbleopt@[1]}}
\dominilot 4890 \def\dominilof{\@ifnextchar[{\gobbleopt@}{\gobbleopt@[1]}}
\minitoc 4891 \def\dominilot{\@ifnextchar[{\gobbleopt@}{\gobbleopt@[1]}}
\minilof 4892 \def\minitoc{\@ifnextchar[{\gobbleopt@}{\gobbleopt@[1]}}
\minilot 4893 \def\minilof{\@ifnextchar[{\gobbleopt@}{\gobbleopt@[1]}}
4894 \def\minilot{\@ifnextchar[{\gobbleopt@}{\gobbleopt@[1]}}

\@ifnextchar  Commands for section level mini-tables:
\dosecttoc
\dosectlof 4895 \def\dosecttoc{\@ifnextchar[{\gobbleopt@}{\gobbleopt@[1]}}
\dosectlot 4896 \def\dosectlof{\@ifnextchar[{\gobbleopt@}{\gobbleopt@[1]}}
\secttoc 4897 \def\dosectlot{\@ifnextchar[{\gobbleopt@}{\gobbleopt@[1]}}
\sectlof 4898 \def\secttoc{\@ifnextchar[{\gobbleopt@}{\gobbleopt@[1]}}
\sectlot 4899 \def\sectlof{\@ifnextchar[{\gobbleopt@}{\gobbleopt@[1]}}
4900 \def\sectlot{\@ifnextchar[{\gobbleopt@}{\gobbleopt@[1]}}

\@ifnextchar  Command \mtcprepare:
\mtcprepare
4901 \def\mtcprepare{\@ifnextchar[{\gobbleopt@}{\gobbleopt@[1]}}

```

## 10.6 Disabling the internal commands

```

\@gobbletwo  We need also to disable some minitoc commands, with \relax (macros with no argument)
\tf@mtc     or \@gobbletwo (macros with two arguments):
\mtc@string
\appendixmtc 4902 \let\tf@mtc\count@
\l@xchapter 4903 \let\mtc@string\relax
\chapter 4904 \let\appendixmtc\relax
\pchapter 4905 \let\l@xchapter\@gobbletwo
\psect 4906 \let\chapter\relax
\l@xpart 4907 \let\pchapter\relax
\part 4908 \let\psect\relax
\l@xsect 4909 \let\l@xpart\@gobbletwo
\sect 4910 \let\part\relax
4911 \let\l@xsect\@gobbletwo
4912 \let\sect\relax

```

## 10.7 Disabling the font commands

```

\empty  We disable the minitoc font commands (like \mtcSSfont) with \empty, because some users
might have used:

```

```
\renewcommand{\mtcSSfont}{...}
```

which will not work if we use `\relax` here.

```
\ptcfont  Fonts for part level mini-tables:
\ptcCfont
\ptcSfont 4913 \let\ptcfont\empty
\ptcSSfont 4914 \let\ptcCfont\empty
\ptcSSSfont 4915 \let\ptcSfont\empty
\ptcPfont 4916 \let\ptcSSfont\empty
\ptcSPfont 4917 \let\ptcSSSfont\empty
\plffont 4918 \let\ptcPfont\empty
\plfSfont 4919 \let\ptcSPfont\empty
\pltfont 4920 \let\plffont\empty
\pltSfont 4921 \let\plfSfont\empty
\ptifont 4922 \let\pltfont\empty
         4923 \let\pltSfont\empty
         4924 \let\ptifont\empty

\mtcfont  Fonts for chapter level mini-tables:
\mtcSfont
\mtcSSfont 4925 \let\mtcfont\empty
\mtcSSSfont 4926 \let\mtcSfont\empty
\mtcPfont 4927 \let\mtcSSfont\empty
\mtcSPfont 4928 \let\mtcSSSfont\empty
\mlffont 4929 \let\mtcPfont\empty
\mlfSfont 4930 \let\mtcSPfont\empty
\mltfont 4931 \let\mlffont\empty
\mltSfont 4932 \let\mlfSfont\empty
\mtifont 4933 \let\mltfont\empty
         4934 \let\mltSfont\empty
         4935 \let\mtifont\empty

\stcfont  Fonts for section level mini-tables:
\stcSSfont
\stcSSSfont 4936 \let\stcfont\empty
\stcPfont 4937 \let\stcSSfont\empty
\stcSPfont 4938 \let\stcSSSfont\empty
\slffont 4939 \let\stcPfont\empty
\slfSfont 4940 \let\stcSPfont\empty
\sltfont 4941 \let\slffont\empty
\sltSfont 4942 \let\slfSfont\empty
\stifont 4943 \let\sltfont\empty
         4944 \let\sltSfont\empty
         4945 \let\stifont\empty
```

`\coffeeont` Font for “coffee” lines:

```
4946 \let\coffeeont\empty
```

## 10.8 Disabling the `\mtcset...` commands

`\@gobbletwo` These commands use two or three mandatory arguments:

```
\mtcsetdepth
\mtcsetfont 4947 \let\mtcsetdepth\@gobbletwo
\mtcsettitlefont 4948 \def\mtcsetfont#1#2#3{\empty}
\mtcsettitle 4949 \let\mtcsettitlefont\@gobbletwo
\mtcsetformat 4950 \let\mtcsettitle\@gobbletwo
\mtcsetfeature 4951 \def\mtcsetformat#1#2#3{\empty}
\mtcsetpagenumbers 4952 \def\mtcsetfeature#1#2#3{\empty}
\mtcsetrules 4953 \let\mtcsetpagenumbers\@gobbletwo
4954 \let\mtcsetrules\@gobbletwo
```

## 10.9 Disabling the new `\l@...` commands

`\l@starpart` The minitoc package defines the `\l@starXXX` commands to format TOC entries for starred sectioning commands. We reset to the unstarred version, when necessary:

```
\l@starchapter
\l@starsection
\l@starsubsection 4955 \@ifundefined{part}{}{\let\l@starpart\l@part}
\l@starsubsubsection 4956 \@ifundefined{chapter}{}{\let\l@starchapter\l@chapter}
\l@starparagraph 4957 \@ifundefined{section}{}{\let\l@starsection\l@section}
\l@starsubparagraph 4958 \@ifundefined{subsection}{}{\let\l@starsubsection\l@subsection}
4959 \@ifundefined{subsubsection}{}{\let\l@starsubsubsection\l@subsubsection}
4960 \@ifundefined{paragraph}{}{\let\l@starparagraph\l@paragraph}
4961 \@ifundefined{subparagraph}{}{\let\l@starsubparagraph\l@subparagraph}
```

## 10.10 Ignore the obsolete commands

`\@gobble` We just ignore the obsolete commands (with one mandatory argument):

```
\firstpartis
\firstchapteris 4962 \let\firstpartis\@gobble
\firstsectionis 4963 \let\firstchapteris\@gobble
4964 \let\firstsectionis\@gobble
```

## 10.11 Disabling the `\mtcselectlanguage` command

```

\@gobble This command has one mandatory argument:
\mtcselectlanguage
4965 \let\mtcselectlanguage\@gobble

```

## 10.12 Disabling the `\mtcloadmlo` command

```

\@gobble This command has one mandatory argument:
\mtcloadmlo
4966 \let\mtcloadmlo\@gobble

```

## 10.13 Disabling the commands for the horizontal rules

```

\ptcrule These commands have no argument:
\noptcrule
\mtcrule 4967 \let\ptcrule\relax
\nomtcrule 4968 \let\noptcrule\relax
\stcrule 4969 \let\mtcrule\relax
\nostcrule 4970 \let\nomtcrule\relax
\plfrule 4971 \let\stcrule\relax
\noplfrule 4972 \let\nostcrule\relax
\mlfrule 4973 \let\plfrule\relax
\nomlfrule 4974 \let\noplfrule\relax
\slfrule 4975 \let\mlfrule\relax
\noslfrule 4976 \let\nomlfrule\relax
\pltrule 4977 \let\noslfrule\relax
\nopltrule 4978 \let\pltrule\relax
\mltrule 4979 \let\nopltrule\relax
\nomltrule 4980 \let\mltrule\relax
\sltrule 4981 \let\nomltrule\relax
\nosltrule 4982 \let\sltrule\relax
4983 \let\nosltrule\relax
4984 \let\nosltrule\relax

```

<code>\beforeparttoc</code>	Commands for part level mini-tables:
<code>\beforepartlof</code>	
<code>\beforepartlot</code>	5003 <code>\let\beforeparttoc\empty</code>
<code>\afterparttoc</code>	5004 <code>\let\beforepartlof\empty</code>
<code>\afterpartlof</code>	5005 <code>\let\beforepartlot\empty</code>
<code>\afterpartlot</code>	5006 <code>\let\afterparttoc\empty</code>
<code>\thispageparttocstyle</code>	5007 <code>\let\afterpartlof\empty</code>
<code>\thispagepartlofstyle</code>	5008 <code>\let\afterpartlot\empty</code>
<code>\thispagepartlotstyle</code>	5009 <code>\let\thispageparttocstyle\empty</code>
	5010 <code>\let\thispagepartlofstyle\empty</code>
	5011 <code>\let\thispagepartlotstyle\empty</code>

```

\beforeminitoc  Commands for chapter level mini-tables:
\beforeminilof
\beforeminilot  5012 \let\beforeminitoc\empty
\afterminitoc   5013 \let\beforeminilof\empty
\afterminilof   5014 \let\beforeminilot\empty
\afterminilot   5015 \let\afterminitoc\empty
\thispageminilotstyle 5016 \let\afterminilof\empty
\thispageminilofstyle 5017 \let\afterminilot\empty
\thispageminilofstyle 5018 \let\thispageminilofstyle\empty
\thispageminilofstyle 5019 \let\thispageminilofstyle\empty
\thispageminilofstyle 5020 \let\thispageminilofstyle\empty

```

```

\beforesecttoc  Commands for section level mini-tables:
\beforesectlof
\beforesectlot  5021 \let\beforesecttoc\empty
\aftersecttoc   5022 \let\beforesectlof\empty
\aftersectlof   5023 \let\beforesectlot\empty
\aftersectlot   5024 \let\aftersecttoc\empty
\thispagesecttocstyle 5025 \let\aftersectlof\empty
\thispagesectlofstyle 5026 \let\aftersectlot\empty
\thispagesectlotstyle 5027 \let\thispagesecttocstyle\empty
\thispagesectlotstyle 5028 \let\thispagesectlofstyle\empty
\thispagesectlotstyle 5029 \let\thispagesectlotstyle\empty

```

## 10.16 Disabling miscellaneous flags and commands

```

\if@longextensions@  There are some flags and commands that it is wise to declare:
\iftightmtc
\ifktightmtc 5030 \newif\if@longextensions@ \@longextensions@true
\ifundottedmtc 5031 \newif\iftightmtc \tightmtcfalse
\l@listof 5032 \newif\ifktightmtc \ktightmtcfalse
\ifmtcsecondpart 5033 \newif\ifundottedmtc \undottedmtcfalse
\chapter 5034 \newif\ifmtcsecondpart \mtcsecondpartfalse
5035 \let\l@listof\chapter

```



## 10.17 Caution for some commands

`\AtBeginDocument` Some minitoc commands should eventually be replaced if you decide to *definitely* stop using the minitoc package with your document. So we declare a flag and a `\AtEndDocument` block to signal that you have used these commands:

```

5036 \newif\ifmtcoffwarn@ \mtcoffwarn@false
5037 \AtEndDocument{\ifmtcoffwarn@

```

```

5038 \mtcPackageWarningNoLine[<F0007>]{mtcoff}%
5039 {You should scan (backwards) your .log
5040 \MessageBreak
5041 file to find some commands needing
5042 \MessageBreak
5043 to be replaced if you decide to
5044 \MessageBreak
5045 DEFINITELY stop using minitoc for this
5046 \MessageBreak
5047 document. It is more wise to keep the
5048 \MessageBreak
5049 \string\usepackage\space lines for minitoc and mtcoff
5050 \MessageBreak
5051 and to comment out only one of them}
5052 \fi}

```

```

\mtcaddchapter Then these commands are disabled and they set the flag and give a warning (useful to get the
\mtcaddsection line number):
\mtcaddpart
\ifmtcoffwarn@ 5053 \newcommand{\mtcaddchapter}[1][\mtcoffwarn@true
\mtc@ck 5054 \mtcPackageWarning[<F0004>]{mtcoff}%
\addcontentsline 5055 {\protect\mtcaddchapter{...} should be replaced
5056 \MessageBreak
5057 by \protect\addcontentsline{toc}{chapter}{...}
5058 \MessageBreak}
5059 \def\mtc@ck{#1}
5060 \ifx\mtc@ck\empty
5061 \else
5062 \addcontentsline{toc}{chapter}{#1}%
5063 \fi}
5064 \newcommand{\mtcaddsection}[1][\mtcoffwarn@true
5065 \mtcPackageWarning[<F0006>]{mtcoff}%
5066 {\protect\mtcaddsection{...} should be replaced
5067 \MessageBreak
5068 by \protect\addcontentsline{toc}{section}{...}
5069 \MessageBreak}
5070 \def\mtc@ck{#1}
5071 \ifx\mtc@ck\empty
5072 \else
5073 \addcontentsline{toc}{part}{#1}%
5074 \fi}
5075 \newcommand{\mtcaddpart}[1][\mtcoffwarn@true
5076 \mtcPackageWarning[<F0005>]{mtcoff}%
5077 {\protect\mtcaddpart{...} should be replaced
5078 \MessageBreak
5079 by \protect\addcontentsline{toc}{part}{...}
5080 \MessageBreak}
5081 \def\mtc@ck{#1}
5082 \ifx\mtc@ck\empty
5083 \else
5084 \addcontentsline{toc}{part}{#1}%
5085 \fi}

```



## 10.18 Disabling commands for “coffee”

```

\addcoffeeline We disable the commands relative to “coffee” lines, and the specific version of contents lines
\coffeeline without leaders of dots:
\@gobble
\@Undottedtocline 5086 \def\addcoffeeline#1#2#3{\relax}
\@Undottedtoclinep 5087 \let\coffeeline\@gobble
                    5088 \let\l@coffee\relax
                    5089 \def\@Undottedtocline#1#2#3#4#5{\relax}
                    5090 \def\@Undottedtoclinep#1#2#3#4#5{\relax}

```

## 10.19 Disabling the mtchideinmain... environments

```

mtchideinmaintoc These environments accept one optional argument:
mtchideinmainlof
mtchideinmainlot 5091 \newenvironment{mtchideinmaintoc}[1][-1]%
                    5092     {\empty}{\empty}
                    5093 \newenvironment{mtchideinmainlof}[1][-1]%
                    5094     {\empty}{\empty}
                    5095 \newenvironment{mtchideinmainlot}[1][-1]%
                    5096     {\empty}{\empty}

```

## 10.20 Inhibition of the \mtc@saveXXXdepth and \mtc@restoreXXXdepth internal commands

```

\mtc@savetocdepth We must inhibit these commands, inserted in the .toc, .lof and .lot files by the hiding com-
\mtc@savelofdepth mands. So we will not have to delete these files when switching from the minitoc package to
\mtc@savelotdepth the mtcoff package.
\mtc@restoretocdepth
\mtc@restorelofdepth 5097 \let\mtc@savetocdepth\empty
\mtc@restorelotdepth 5098 \let\mtc@savelofdepth\empty
                    5099 \let\mtc@savelotdepth\empty
                    5100 \let\mtc@restoretocdepth\empty
                    5101 \let\mtc@restorelofdepth\empty
                    5102 \let\mtc@restorelotdepth\empty

```

## 10.21 Disabling the \mtcfixglossary command

```

\mtcfixglossary This command accepts one optional argument:

```

```
5103 \newcommand{\mtcfixglossary}[1][\relax}
```

## 10.22 Disabling the `\mtcfixindex` command

`\mtcfixindex` This command accepts one optional argument:

```
5104 \newcommand{\mtcfixindex}[1][\relax}
```

## 10.23 Disabling the `\addstarred...` commands

`\ifmtcoffwarn@` These commands should be replaced by standard commands, but `mtcoff` simulates and gives a warning, which will be reminded at the end of document:

```
\addstarredpart
\addstarredchapter
\addstarredsection 5105 \def\addstarredpart#1{\mtcoffwarn@true
\addcontentsline 5106 \mtcPackageWarning[<F0002>]{mtcoff}%
5107 {\protect\addstarredpart{...} should be replaced by
5108 \MessageBreak
5109 \protect\addcontentsline{toc}{part}{...}
5110 \MessageBreak}
5111 \addcontentsline{toc}{part}{#1}}
5112 \def\addstarredchapter#1{\mtcoffwarn@true
5113 \mtcPackageWarning[<F0001>]{mtcoff}%
5114 {\protect\addstarredchapter{...} should be replaced by
5115 \MessageBreak
5116 \protect\addcontentsline{toc}{chapter}{...}
5117 \MessageBreak}
5118 \addcontentsline{toc}{chapter}{#1}}
5119 \def\addstarredsection#1{\mtcoffwarn@true
5120 \mtcPackageWarning[<F0003>]{mtcoff}%
5121 {\protect\addstarredsection{...} should be replaced by
5122 \MessageBreak
5123 \protect\addcontentsline{toc}{section}{...}
5124 \MessageBreak}
5125 \addcontentsline{toc}{section}{#1}}
```

And the `mtcoff` package is terminated.

```
5126 </mtcoff>
```

## Chapter 11

# Commented code of mtcmess.sty

```
\mtcPackageInfo  To make easier the search of a message in the documentation1, we will assign an unique identifier to each message of the minitoc and mtcoff packages. As the standard commands for such messages do not include this feature, we make extended versions, with the same syntax, plus a first optional argument:
\PackageInfo
\MessageBreak
\mtcPackageWarning \PackageWarning
\mtcPackageWarningNoLine 5127 <*mtcmess>
\PackageWarningNoLine 5128 \ProvidesPackage{mtcmess}[2006/03/14]%
\mtcPackageError 5129 \NeedsTeXFormat{LaTeX2e}[1996/06/01]%
\PackageError 5130 \newcommand{\mtcPackageInfo}[3][{}]{%
5131   {\PackageInfo{#2}{#1\MessageBreak #3}}%
5132 \newcommand{\mtcPackageWarning}[3][{}]{%
5133   {\PackageWarning{#2}{#1\MessageBreak #3}}%
5134 \newcommand{\mtcPackageWarningNoLine}[3][{}]{%
5135   {\PackageWarningNoLine{#2}{#1\MessageBreak #3}}%
5136 \newcommand{\mtcPackageError}[4][{}]{%
5137   {\PackageError{#2}{#1\MessageBreak #3}{#4}}%
5138 </mtcmess>
```

Hence the first line of the message will contain the package name and the unique identifier of the message.

These macros are defined in a separate package because they will be used by at least two packages (minitoc and mtcoff) and because they could be useful for other packages.

---

<sup>1</sup> By example, using the search facility of some PDF reader utility.

## Chapter 12

# Patch for the memoir class

This code must be loaded to fix an incompatibility of the minitoc package with some recent versions of the memoir.cls class. This correction is no more necessary after the 2005/09/25 version of memoir.cls.

```
5139 (*mtcpatchmem)
5140 \NeedsTeXFormat{LaTeX2e}[1996/06/01]%
5141 \ProvidesPackage{mtcpatchmem}%
5142   [2006/11/29 v50 Package mtcpatchmem]
5143 \RequirePackage{mtcmess}[2006/03/14]
5144 \mtcPackageInfo[<M0001>]{mtcpatchmem}%
5145   {mtcpatchmem package to patch the memoir class\@gobble}
5146 \renewcommand{\@m@chapter}[1][ ]{%
5147   \def\ch@pt@c{#1}% capture first optional arg
5148   \@ifnextchar[{\@chapter}{\@chapter[]}%
5149 }
5150 \def\@chapter[#1]#2{%
5151 % if |\ch@pt@c| is empty, no [ was found at all. Use #2| as
5152 % entry for all fields.
5153   \ifx\ch@pt@c\@empty
5154     \def\f@rtoc{#2}%
5155     \def\f@rhdr{#2}%
5156   \else
5157 % otherwise at least one [ was found. If #1| is empty then only
5158 % one was found.
5159     \let\f@rtoc\ch@pt@c
5160     \ifx\@empty#1\@empty
5161       \let\f@rhdr\ch@pt@c
5162     \else
5163       \def\f@rhdr{#1}%
5164     \fi
5165   \fi
5166   \ifnum \c@secnumdepth > \m@ne \relax
5167     \if@mainmatter
5168       \refstepcounter{chapter}%
```

```

5169     \fi
5170 \fi
5171 \chaptermark{\f@rhdr}%
5172 \ifartopt
5173     \@makechapterhead{#2}%
5174     \@afterheading
5175 \else
5176     \insertchapterspace
5177     \if@twocolumn
5178         \@topnewpage[\@makechapterhead{#2}]%
5179     \else
5180         \@makechapterhead{#2}%
5181     \fi
5182     \@afterheading
5183 \fi
5184 \ifnum \c@secnumdepth >\m@ne\relax
5185     \if@mainmatter
5186         \ifanappendix
5187             \addcontentsline{toc}{appendix}{%
5188                 \protect\chapternumberline{\thechapter}\f@rtoc}%
5189         \else
5190             \addcontentsline{toc}{chapter}{%
5191                 \protect\chapternumberline{\thechapter}\f@rtoc}%
5192         \fi
5193     \else
5194         \addcontentsline{toc}{chapter}{\f@rtoc}%
5195     \fi
5196 \else
5197     \addcontentsline{toc}{chapter}{\f@rtoc}%
5198 \fi
5199 \ifheadnameref\M@gettitle{\f@rhdr}\else\M@gettitle{\f@rtoc}\fi
5200 }
5201 </mtcpatchmem>

```

## Chapter 13

# The language definition (.mld) and object (.mlo) files

### Contents

13.1	“Acadian” language: acadian.mld	434
13.2	“Acadien” language: acadien.mld	435
13.3	“Afrikaan” language: afrikaan.mld	435
13.4	“Afrikaans” language: afrikaans.mld	435
13.5	“Albanian” language: albanian.mld	436
13.6	“American” language: american.mld	436
13.7	“Arab” language: arab.mld	436
13.8	“Arab2” language: arab2.mld	437
13.9	“Arabi” language: arabi.mld	437
13.10	“Arabic” language: arabic.mld	438
13.11	“Armenian” language: armenian.mld	438
13.12	“Australian” language: australian.mld	439
13.13	“Austrian” language: austrian.mld	439
13.14	“Bahasa” language: bahasa.mld	439
13.15	“Bahasai” language: bahasai.mld	440
13.16	“Bahasam” language: bahasam.mld	440
13.17	“Bangla” language: bangla.mld	441
13.18	“Basque” language: basque.mld	441
13.19	“Bicig” language: bicig.mld	442
13.20	“Bicig2” language: bicig2.mld	442
13.21	“Bicig3” language: bicig3.mld	443
13.22	“Bithe” language: bithe.mld	444
13.23	“Brazil” language: brazil.mld	444
13.24	“Brazilian” language: brazilian.mld	445
13.25	“Breton” language: breton.mld	445
13.26	“British” language: british.mld	446
13.27	“Bulgarian” language: bulgarian.mld	446
13.28	“Bulgarianb” language: bulgarianb.mld	447
13.29	“Buryat” language: buryat.mld	447
13.30	“Buryat2” language: buryat2.mld	448

13.31	“Canadian” language: canadian.mld	448
13.32	“Canadien” language: canadien.mld	449
13.33	“Castillan” language: castillan.mld	449
13.34	“Castillian” language: castillian.mld	449
13.35	“Catalan” language: catalan.mld	449
13.36	“Chinese1” language: chinese1.mld and chinese1.mlo	450
13.37	“Chinese2” language: chinese2.mld and chinese2.mlo	450
13.38	“Croatian” language: croatian.mld	451
13.39	“Czech” language: czech.mld	451
13.40	“Danish” language: danish.mld	452
13.41	“Devanagari” language: devanagari.mld	452
13.42	“Dutch” language: dutch.mld	453
13.43	“English” language: english.mld	454
13.44	“English1” language: english1.mld	454
13.45	“English2” language: english2.mld	455
13.46	“Esperant” language: esperant.mld	455
13.47	“Esperanto” language: esperanto.mld	456
13.48	“Estonian” language: estonian.mld	456
13.49	“Ethiopia” language: ethiopia.mld	457
13.50	“Ethiopian” language: ethiopian.mld	457
13.51	“Ethiopian2” language: ethiopian2.mld	458
13.52	“Farsi1” language: farsi1.mld and farsi1.mlo	458
13.53	“Farsi2” language: farsi2.mld and farsi2.mlo	459
13.54	“Farsi3” language: farsi3.mld	459
13.55	“Finnish” language: finnish.mld	460
13.56	“Finnish2” language: finnish2.mld	460
13.57	“Francais” language: francais.mld	461
13.58	“French” language: french.mld	461
13.59	“French1” language: french1.mld	462
13.60	“French2” language: french2.mld	462
13.61	“Frenchb” language: frenchb.mld	463
13.62	“Frenchle” language: frenchle.mld	463
13.63	“Frenchpro” language: frenchpro.mld	464
13.64	“Galician” language: galician.mld	464
13.65	“German” language: german.mld	464
13.66	“Germanb” language: germanb.mld	465
13.67	“Germanb2” language: germanb2.mld	465
13.68	“Greek” language: greek.mld	466
13.69	“Greek-mono” language: greek-mono.mld	466
13.70	“Greek-polydemo” language: greek-polydemo.mld	467
13.71	“Greek-polykatha” language: greek-polykatha.mld	468
13.72	“Guarani” language: guarani.mld	469
13.73	“Hangul1” language: hangul1.mld and hangul1.mlo	470
13.74	“Hangul2” language: hangul2.mld and hangul2.mlo	470
13.75	“Hangul3” language: hangul3.mld and hangul3.mlo	471
13.76	“Hangul4” language: hangul4.mld and hangul4.mlo	472
13.77	“Hangul-u8” language: hangul-u8.mld and hangul-u8.mlo	472
13.78	“Hanja1” language: hanja1.mld and hanja1.mlo	473
13.79	“Hanja2” language: hanja2.mld and hanja2.mlo	473
13.80	“Hanja-u8” language: hanja-u8.mld and hanja-u8.mlo	474
13.81	“Hebrew” language: hebrew.mld	474
13.82	“Hebrew2” language: hebrew2.mld	475
13.83	“Hindi” language: hindi.mld	476

13.84	“Hindi-modern” language: hindi-modern.mld	476
13.85	“Hungarian” language: hungarian.mld	476
13.86	“Icelandic” language: icelandic.mld	477
13.87	“Indon” language: indon.mld	477
13.88	“Indonesian” language: indonesian.mld	477
13.89	“Interlingua” language: interlingua.mld	478
13.90	“Irish” language: irish.mld	478
13.91	“Italian” language: italian.mld	479
13.92	“Italian2” language: italian2.mld	479
13.93	“Japanese” language: japanese.mld and japanese.mlo	480
13.94	“Japanese2” language: japanese2.mld and japanese2.mlo	480
13.95	“Japanese3” language: japanese3.mld and japanese3.mlo	481
13.96	“Japanese4” language: japanese4.mld and japanese4.mlo	481
13.97	“Japanese5” language: japanese5.mld and japanese5.mlo	482
13.98	“Japanese6” language: japanese6.mld and japanese6.mlo	482
13.99	“Kannada” language: kannada.mld	483
13.100	“Khalka” language: khalkha.mld	483
13.101	“Latin” language: latin.mld	484
13.102	“Latin2” language: latin2.mld	484
13.103	“Latvian” language: latvian.mld	485
13.104	“Letton” language: letton.mld	485
13.105	“Lithuanian” language: lithuanian.mld	486
13.106	“Lowersorbian” language: lowersorbian.mld	486
13.107	“Lsorbian” language: lsorbian.mld	487
13.108	“Magyar” language: magyar.mld	487
13.109	“Magyar2” language: magyar2.mld	488
13.110	“Magyar3” language: magyar.mld	488
13.111	“Malay” language: malay.mld	489
13.112	“Malayalam-keli” language: malayalam-keli.mld	489
13.113	“Malayalam-omega” language: malayalam-omega.mld and malayalam-omega.mlo	489
13.114	“Malayalam-rachana” language: malayalam-rachana.mld	490
13.115	“Malayalam-rachana2” language: malayalam-rachana2.mld	490
13.116	“Manju” language: manju.mld	491
13.117	“Meyalu” language: meyalu.mld	491
13.118	“Mongol” language: mongol.mld	492
13.119	“Naustrian” language: naustrian.mld	492
13.120	“Newzealand” language: newzealand.mld	492
13.121	“Ngerman” language: ngerman.mld	493
13.122	“Ngermanb” language: ngermanb.mld	493
13.123	“Ngermanb2” language: ngermanb2.mld	493
13.124	“Norsk” language: norsk.mld	494
13.125	“Norsk2” language: norsk2.mld	495
13.126	“Nynorsk” language: nynorsk.mld	495
13.127	“Nynorsk2” language: nynorsk2.mld	496
13.128	“Polish” language: polish.mld	496
13.129	“Polish2” language: polish2.mld	497
13.130	“Polski” language: polski.mld	497
13.131	“Portuges” language: portuges.mld	498
13.132	“Portuguese” language: portuguese.mld	498
13.133	“Romanian” language: romanian.mld	499
13.134	“Romanian2” language: romanian2.mld	499
13.135	“Romanian3” language: romanian3.mld	500



13.136 “Russian” language: russian.mld . . . . .	500
13.137 “Russian2m” language: russian2m.mld . . . . .	501
13.138 “Russian2o” language: russian2o.mld . . . . .	502
13.139 “Russianb” language: russianb.mld . . . . .	503
13.140 “Russianc” language: russianc.mld . . . . .	504
13.141 “Russian-cca” language: russian-cca.mld and russian-cca.mlo . . . . .	504
13.142 “Russian-cca1” language: russian-cca1.mld and russian-cca1.mlo . . . . .	505
13.143 “Russian-lh” language: russian-lh.mld and russian-lh.mlo . . . . .	505
13.144 “Russian-lhcyralt” language: russian-lhcyralt.mld and russian-lhcyralt.mlo . . . . .	506
13.145 “Russian-lhcyrkoi” language: russian-lhcyrkoi.mld and russian-lhcyrkoi.mlo . . . . .	506
13.146 “Russian-lhcyrwin” language: russian-lhcyrwin.mld and russian-lhcyrwin.mlo . . . . .	507
13.147 “Samin” language: samin.mld . . . . .	507
13.148 “Scottish” language: scottish.mld . . . . .	508
13.149 “Serbian” language: serbian.mld . . . . .	508
13.150 “Serbianc” language: serbianc.mld . . . . .	509
13.151 “Slovak” language: slovak.mld . . . . .	509
13.152 “Slovene” language: slovene.mld . . . . .	510
13.153 “Spanish” language: spanish.mld . . . . .	510
13.154 “Spanish2” language: spanish2.mld . . . . .	511
13.155 “Spanish3” language: spanish3.mld . . . . .	512
13.156 “Spanish4” language: spanish4.mld . . . . .	512
13.157 “Swedish” language: swedish.mld . . . . .	513
13.158 “Swedish2” language: swedish2.mld . . . . .	513
13.159 “Thai” language: thai.mld and thai.mlo . . . . .	514
13.160 “Turkish” language: turkish.mld . . . . .	514
13.161 “Uighur” language: uighur.mld . . . . .	515
13.162 “Uighur2” language: uighur2.mld . . . . .	515
13.163 “Uighur3” language: uighur3.mld . . . . .	515
13.164 “UKenglish” language: UKenglish.mld . . . . .	515
13.165 “Ukraineb” language: ukraineb.mld . . . . .	516
13.166 “Ukrainian” language: ukrainian.mld . . . . .	516
13.167 “Uppersorbian” language: uppersorbian.mld . . . . .	517
13.168 “USenglish” language: USenglish.mld . . . . .	517
13.169 “Usorbian” language: usorbian.mld . . . . .	517
13.170 “Vietnam” language: vietnam.mld . . . . .	518
13.171 “Vietnamese” language: vietnamese.mld . . . . .	518
13.172 “Welsh” language: welsh.mld . . . . .	519
13.173 “Xalx” language: xalx.mld . . . . .	519
13.174 “Xalx2” language: xalx2.mld . . . . .	520
13.175 “Xalx3” language: xalx3.mld . . . . .	520

This chapter shows the code of each .mld file. A .mld file is a *minitoc language definition* file, which defines the titles of the mini-tables for a given language. It contains often some comments about its origin, if you need further details. It is loaded either via a package option<sup>1</sup> in the \usepackage command for the minitoc package, either via the command:

```
\mtcselectlanguage            \mtcselectlanguage{<language>}
```

<sup>1</sup> It can also be a global option for the document.

Each .mld file must define the nine following commands (for the mini-tables of contents, mini-lists of figures and mini-lists of tables, at the part, chapter and section levels):

<code>\ptctitle</code>	• <code>\ptctitle</code>	• <code>\mtctitle</code>	• <code>\stctitle</code>
<code>\plftitle</code>	• <code>\plftitle</code>	• <code>\mlftitle</code>	• <code>\slftitle</code>
<code>\plttitle</code>	• <code>\plttitle</code>	• <code>\mlttitle</code>	• <code>\slttitle</code>



Many .mld files require special fonts adequate for the corresponding language; as this is a language-dependent issue, the user must set up the correct language and font context for each language, like using the babel package [37, 38, 39, 56], the CJK system [167, 168], the  $\text{\LaTeX}$  system [146], the ANTOMEGA system [150], the ArabTeX [154, 155], BangTeX [201], Devanāgarī for T<sub>E</sub>X [203], ethiop [29], FarsiT<sub>E</sub>X [109]<sup>2</sup>, guarani [32], Malayalam [3, 4], MonT<sub>E</sub>X [97, 100], or ArmT<sub>E</sub>X [101] packages. Note that it is often the *english* name of the language which is used to name the corresponding .mld file.



But for some oriental languages<sup>3</sup>, the source of the titles use some *exotic encodings*, difficult to manipulate in a .dtx file, the .mld file is then just a wrapper loading a .mlo file<sup>4</sup>, not generated by the .dtx files in the current version of minitoc package. The adequate input encoding must be set up by the user *before* loading the .mld file via `\mtcselectlanguage`.



`filecontents` To go around this limitation, the minitoc.ins file uses filecontents environments to generate the .mlo files.



Since version #49, the minitoc package checks the presence of the *language.mld* file (and of the *language.mlo* file if necessary) for each language option of the package, before validating the option. If a .mld or .mlo is missing, the corresponding language option is not enabled and a warning message is written in the *document.log* file. But the presence of the *english.mld* file is mandatory, because english is the default language.

## 13.1 “Acadian” language: acadian.mld

The acadian language<sup>5</sup> is just french, so we load the french.mld file (see section 13.58 on page 461):

```
5202 <*acadian>
5203 \ProvidesFile{acadian.mld}[2004/12/14]
5204 \mtcselectlanguage{french}%
5205 </acadian>
```

<sup>2</sup> By Mohammad GHODSI (ghodsi@rose.ipm.ac.ir) and FarsiT<sub>E</sub>X Project Group. See the FarsiT<sub>E</sub>X site at <http://www.farsitex.org>

<sup>3</sup> Mainly for chinese, farsi (iranian), hangûl (korean), hanja (korean), japanese, malayalam-omega, thai, and russian variants.

<sup>4</sup> The extension .mlo means *minitoc language object*.

<sup>5</sup> Spoken in some parts of the south of the USA, like Louisiane.

## 13.2 “Acadien” language: `acadien.mld`

The “acadien” language<sup>6</sup> is just french (“acadien” is the french term for “acadian”), so we load the `french.mld` file (see section 13.58 on page 461):

```
5206 <*acadien>
5207 \ProvidesFile{acadien.mld}[2004/12/14]
5208 \mtcselectlanguage{french}%
5209 </acadien>
```

## 13.3 “Afrikaan” language: `afrikaan.mld`

The titles for the “afrikaan” language<sup>7</sup> are taken from the `dutch.dtx` file in the `babel` package [38, 39, 40]:

```
5210 <*afrikaan>
5211 \ProvidesFile{afrikaan.mld}[2006/01/13]
5212 %% Afrikaan(s) titles for minitoc.sty
5213 %% from dutch.dtx (babel)
5214 %% Braams, Johannes
5215 \def\ptctitle{Inhoudsopgawe}%
5216 \def\plftitle{Lys van figure}%
5217 \def\plttitle{Lys van tabelle}%
5218 %%
5219 \def\mtctitle{Inhoudsopgawe}%
5220 \def\mlftitle{Lys van figure}%
5221 \def\mlttitle{Lys van tabelle}%
5222 %%
5223 \def\stctitle{Inhoudsopgawe}%
5224 \def\slftitle{Lys van figure}%
5225 \def\slttitle{Lys van tabelle}%
5226 </afrikaan>
```

## 13.4 “Afrikaans” language: `afrikaans.mld`

“Afrikaans” is a synonym of “afrikaan”, so we just load `afrikaan.mld` (see section 13.3):

```
5227 <*afrikaans>
5228 \ProvidesFile{afrikaans.mld}[2004/12/14]
5229 \mtcselectlanguage{afrikaan}%
5230 </afrikaans>
```

---

<sup>6</sup> Spoken in some parts of the south of the USA, like Louisiane.

<sup>7</sup> Spoken in South Africa, it has dutch origins; compare with section 13.42 on page 453.

## 13.5 “Albanian” language: `albanian.mld`

The titles for the “albanian” language are taken from the `albanian.dtx` file in the `babel` package [38, 39, 83]:

```

5231 <*albanian>
5232 \ProvidesFile{albanian.mld}[2006/01/13]
5233 %% Albanian titles for minitoc.sty.
5234 %% from albabian.dtx (babel)
5235 %% Contribution of Adi Zaimi (zamilst at yahoo.com).
5236 \def\ptctitle{P\ "ermbajta}%
5237 \def\plftitle{Figurat}%
5238 \def\plttitle{Tabelat}%
5239 %%
5240 \def\mtctitle{P\ "ermbajta}%
5241 \def\mlftitle{Figurat}%
5242 \def\mlttitle{Tabelat}%
5243 %%
5244 \def\stctitle{P\ "ermbajta}%
5245 \def\slftitle{Figurat}%
5246 \def\slttitle{Tabelat}%
5247 </albanian>

```

## 13.6 “American” language: `american.mld`

The “american” language is just like “english”<sup>8</sup>, so we just load `english.mld` (see section 13.43 on page 454):

```

5248 <*american>
5249 \ProvidesFile{american.mld}[2004/12/14]
5250 \mtcselectlanguage{english}%
5251 </american>

```

## 13.7 “Arab” language: `arab.mld`

The titles for the “arab” language are taken from the `ArabTeX` package [154, 155], which should be used, with the associated fonts.

```

5252 <*arab>
5253 \ProvidesFile{arab.mld}[1999/03/16]
5254 %% Arabic titles for minitoc.sty

```

---

<sup>8</sup> It should be true for the mini-table titles; the languages themselves have some differences, like the hyphenation rules.

```

5255 %% Needs arabic fonts (cf. documentation of arabtex)
5256 %% (strings taken from arabtex; to be used with arabtex)
5257 \def\ptctitle{al-mu.htawayAtu}%
5258 \def\plftitle{qA'imaTu a.s-.suwari}%
5259 \def\plttitle{qA'imaTu al-^gadAwili}
5260 %%
5261 \def\mtctitle{al-mu.htawayAtu}%
5262 \def\mlftitle{qA'imaTu a.s-.suwari}%
5263 \def\mlttitle{qA'imaTu al-^gadAwili}%
5264 %%
5265 \def\stctitle{al-mu.htawayAtu}%
5266 \def\slftitle{qA'imaTu a.s-.suwari}%
5267 \def\slttitle{qA'imaTu al-^gadAwili}%
5268 </arab>

```

## 13.8 “Arab2” language: arab2.mld

The titles for the “arab2” language are taken from the ArabTeX package [154, 155], which should be used, with the associated fonts. It is a variant of the “arab” language.

```

5269 <*arab2>
5270 \ProvidesFile{arab2.mld}[2006/03/31]
5271 %% Arabic titles for minitoc.sty. Variant.
5272 %% Needs arabic fonts (cf. documentation of arabtex)
5273 %% (strings taken from arabtex; to be used with arabtex)
5274 {\makeatletter\global\let\mtcArabTok\@tok}%
5275 \def\ptctitle{\mtcArabTok(al-muHtawayAtu)}%
5276 \def\plftitle{\mtcArabTok(qAQAIMaTu aS-Suwari)}%
5277 \def\plttitle{\mtcArabTok(qAQAIMaTu al-GadAwili)}%
5278 %%
5279 \def\mtctitle{\mtcArabTok(al-muHtawayAtu)}%
5280 \def\mlftitle{\mtcArabTok(qAQAIMaTu aS-Suwari)}%
5281 \def\mlttitle{\mtcArabTok(qAQAIMaTu al-GadAwili)}%
5282 %%
5283 \def\stctitle{\mtcArabTok(al-muHtawayAtu)}%
5284 \def\slftitle{\mtcArabTok(qAQAIMaTu aS-Suwari)}%
5285 \def\slttitle{\mtcArabTok(qAQAIMaTu al-GadAwili)}%
5286 </arab2>

```

## 13.9 “Arabi” language: arabi.mld

The titles for the “arabi” language are taken from the *Ayabi* package [135] (by Youssef JABRI), which should be used, with the associated fonts.

```

5287 <*arabi>
5288 \ProvidesFile{arabi.mld}[2006/07/27]
5289 %% Arabic titles for minitoc.sty.
5290 %% Needs arabic fonts (cf. documentation of the Arabi package,
5291 %% Youssef Jabri)
5292 %% (strings taken from arabi.ldf; to be used with arabi)
5293 \def\ptctitle{\R{\alef\lam\fa\ha\ra\seen}}%
5294 \def\plftitle{\R{\qaf\alef\yahamza\meem\T\space \alef\lam\alefhamza\sheen\kaf\alef\lam}}%
5295 \def\pltttitle{\R{\qaf\alef\yahamza\meem\T\space \alef\lam\jeem\dal\alef\waw\lam}}%
5296 %%
5297 \def\mtctitle{\R{\alef\lam\fa\ha\ra\seen}}%
5298 \def\mlftitle{\R{\qaf\alef\yahamza\meem\T\space \alef\lam\alefhamza\sheen\kaf\alef\lam}}%
5299 \def\mltttitle{\R{\qaf\alef\yahamza\meem\T\space \alef\lam\jeem\dal\alef\waw\lam}}%
5300 %%
5301 \def\stctitle{\R{\alef\lam\fa\ha\ra\seen}}%
5302 \def\slftitle{\R{\qaf\alef\yahamza\meem\T\space \alef\lam\alefhamza\sheen\kaf\alef\lam}}%
5303 \def\sltttitle{\R{\qaf\alef\yahamza\meem\T\space \alef\lam\jeem\dal\alef\waw\lam}}%
5304 %%
5305 </arabi>

```

## 13.10 “Arabic” language: arabic.mld

“Arabic” is a synonym for “arab”, so we just load arab.mld (see section 13.7 on page 436):

```

5306 <*arabic>
5307 \ProvidesFile{arabic.mld}[2005/02/10]
5308 \mtcselectlanguage{arab}%
5309 </arabic>

```

## 13.11 “Armenian” language: armenian.mld

The titles for the “armenian” language are taken from the ArmTeX package [101], which should be used, with the associated fonts.

```

5310 <*armenian>
5311 \ProvidesFile{armenian.mld}[1999/06/28]
5312 %% Armenian titles for minitoc.sty
5313 %% from ArmTeX
5314 %% Sergei Dachian (Serguei.Dachian@univ-lemans.fr)
5315 \def\ptctitle{Bovandakuthyun}%
5316 \def\plftitle{Patkerner i cank}%
5317 \def\pltttitle{Aghyusakner i cank}%
5318 %%
5319 \def\mtctitle{Bovandakuthyun}%
5320 \def\mlftitle{Patkerner i cank}%
5321 \def\mltttitle{Aghyusakner i cank}%

```

```
5322 %%  
5323 \def\stctitle{Bovandakuthyun}%  
5324 \def\slftitle{Patkernerî cank}%  
5325 \def\sltttitle{Aghyusaknerî cank}%  
5326 </armenian>
```

## 13.12 “Australian” language: `australian.mld`

The “australian” language is just like “english”, so we just load `english.mld` (see section 13.43 on page 454):

```
5327 <*australian>  
5328 \ProvidesFile{australian.mld}[2006/01/11]  
5329 \mtcselectlanguage{english}%  
5330 </australian>
```

## 13.13 “Austrian” language: `austrian.mld`

For the mini-table titles, the “austrian” language is like the “german” language, so we load `german.mld` (see section 13.65 on page 464):

```
5331 <*austrian>  
5332 \ProvidesFile{austrian.mld}[2004/12/14]  
5333 \mtcselectlanguage{german}%  
5334 </austrian>
```

## 13.14 “Bahasa” language: `bahasa.mld`

The “bahasa” language is just like “bahasai”, so we just load `bahasai.mld` (see section 13.15 on the next page):

```
5335 <*bahasa>  
5336 \ProvidesFile{bahasa.mld}[2006/01/11]  
5337 \mtcselectlanguage{bahasai}%  
5338 </bahasa>
```

## 13.15 “Bahasai” language: `bahasai.mld`

The titles of the mini-tables for the “bahasai” language<sup>9</sup> (bahasa indonesia / bahasa meyalu) are taken from the file `bahasa.dtx` in the `babel` package [38, 39, 64]. Specific fonts are needed. See also section 13.16. The word “bahasa” means “language” in bahasa. For other names for this language, see sections 13.14 on the page before, 13.87 on page 477, and 13.88 on page 477.

```

5339 (*bahasai)
5340 \ProvidesFile{bahasai.mld}[2006/01/13]
5341 %% Bahasa Indonesia titles for minitoc.sty
5342 %% From bahasa.dtx in the babel package
5343 %% Knappen, Jörg and Mart, Terry
5344 \def\ptctitle{Daftar Isi}%
5345 \def\plftitle{Daftar Gambar}%
5346 \def\plttitle{Daftar Tabel}%
5347 %%
5348 \def\mtctitle{Daftar Isi}%
5349 \def\mlftitle{Daftar Gambar}%
5350 \def\mlttitle{Daftar Tabel}%
5351 %%
5352 \def\stctitle{Daftar Isi}%
5353 \def\slftitle{Daftar Gambar}%
5354 \def\slttitle{Daftar Tabel}%
5355 \end{bahasai}

```

## 13.16 “Bahasam” language: `bahasam.mld`

The titles of the mini-tables for the “bahasam” language (Bahasa Malaysia)<sup>10</sup> are taken from the file `bahasam.dtx` in the `babel` package [38, 39, 65]. Specific fonts are needed. See also section 13.14 on the preceding page. For other names for this language, see sections 13.111 on page 489 and 13.117 on page 491.

```

5356 (*bahasam)
5357 \ProvidesFile{bahasam.mld}[2006/01/13]
5358 %% Bahasa Malaysia titles for minitoc.sty
5359 %% From bahasam.dtx in the babel package
5360 %% Knappen, Jörg and Mart, Terry
5361 \def\ptctitle{Kandungan}%
5362 \def\plftitle{Senarai Gambar}%
5363 \def\plttitle{Senarai Jadual}%
5364 %%
5365 \def\mtctitle{Kandungan}%

```

<sup>9</sup> Bahasa is spoken in Indonesia and Malaysia, with different pronunciations and titles but the same writing. Bahasai is the indonesian variant.

<sup>10</sup> Spoken in Indonesia and Malaysia, with different pronunciations and titles but the same writing. Bahasam is the malaysian variant.



```

5366 \def\mlftitle{Senarai Gambar}%
5367 \def\mltttitle{Senarai Jadual}%
5368 %%
5369 \def\stctitle{Kandungan}%
5370 \def\slftitle{Senarai Gambar}%
5371 \def\slttitle{Senarai Jadual}%
5372 </bahasam>

```

## 13.17 “Bangla” language: bangla.mld

The titles for the “bangla” language <sup>11</sup> are taken from the BangTeX package [201]; they need specific fonts.

```

5373 < *bangla>
5374 \ProvidesFile{bangla.mld}[2006/03/31]
5375 %% Bangla titles for minitoc.sty
5376 %% from BangTeX
5377 %% Needs specific fonts
5378 \def\ptctitle{suu\*c*ipotRo}%
5379 \def\plftitle{cho\*b*ir ta\*l*ika}%
5380 \def\plttitle{cho\*k*er ta\*l*ika}%
5381 %%
5382 \def\mtctitle{suu\*c*i}%
5383 \def\mlftitle{cho\*b*ir ta\*l*ika}%
5384 \def\mltttitle{cho\*k*er ta\*l*ika}%
5385 %%
5386 \def\stctitle{suu\*c*i}%
5387 \def\slftitle{cho\*b*ir ta\*l*ika}%
5388 \def\slttitle{cho\*k*er ta\*l*ika}%
5389 </bangla>

```

## 13.18 “Basque” language: basque.mld

The titles for the “basque” language <sup>12</sup> are taken from the basque.dtx file in the babel package [38, 39, 45]. It seems that 8 bits fonts are preferable.

```

5390 < *basque>
5391 \ProvidesFile{basque.mld}[2006/01/13]
5392 %% Basque titles for minitoc.sty
5393 %% from basque.dtx (babel)
5394 %% Aguirregabiria, Juan M. and Sanchez, Julio
5395 %% Needs special fonts
5396 \def\ptctitle{Gaien Aurkibidea}%

```

<sup>11</sup> Spoken in Bangladesh and some parts of India.

<sup>12</sup> Spoken in the Basque country, in the north of Spain and south-west of France.

```

5397 \def\plftitle{Irudien Zerrenda}%
5398 \def\pltttitle{Taulen Zerrenda}%
5399 %%
5400 \def\mtctitle{Gaien Aurkibidea}%
5401 \def\mlftitle{Irudien Zerrenda}%
5402 \def\mltttitle{Taulen Zerrenda}%
5403 %%
5404 \def\stctitle{Gaien Aurkibidea}%
5405 \def\slftitle{Irudien Zerrenda}%
5406 \def\slttitle{Taulen Zerrenda}%
5407 </basque>

```

## 13.19 “Bicig” language: bicig.mld

The titles for the “bicig” language<sup>13</sup> are taken from the MonT<sub>E</sub>X package [97, 100]. This language requires specific fonts. See also sections 13.118 on page 492, 13.20, and 13.21 on the following page.

```

5408 <{*bicig}
5409 \ProvidesFile{bicig.mld}[1999/03/16]
5410 %% Mongol (Bicig) titles for minitoc.sty
5411 %% needs mongol fonts
5412 \def\ptctitle{\bcg{GarciG}}%
5413 \def\plftitle{\bcg{zuraG-un zigsaaIt}}%
5414 \def\pltttitle{\bcg{k"usn"agti"iN jagsaaIt}}%
5415 %%
5416 \def\mtctitle{\bcg{GarciG}}%
5417 \def\mlftitle{\bcg{zuraG-un zigsaaIt}}%
5418 \def\mltttitle{\bcg{k"usn"agti"iN jagsaaIt}}%
5419 %%
5420 \def\stctitle{\bcg{GarciG}}%
5421 \def\slftitle{\bcg{zuraG-un zigsaaIt}}%
5422 \def\slttitle{\bcg{k"usn"agti"iN jagsaaIt}}%
5423 </bicig>

```

## 13.20 “Bicig2” language: bicig2.mld

The titles for the “bicig2” language<sup>14</sup> are taken from the MonT<sub>E</sub>X package [97, 100]. This language requires specific fonts. See also sections 13.118 on page 492, 13.19, and 13.21 on the following page.

<sup>13</sup>Bicig is a written form of the mongolian language. It is also known as Uighur. See also section 13.161 on page 515.

<sup>14</sup>Bicig, or uighur, is a written form of the mongolian language, bicig2 is a variant. See also section 13.162 on page 515.

```

5424 <*bicig2>
5425 \ProvidesFile{bicig2.mld}[2005/11/16]
5426 %% Mongol (Bicig2) titles for minitoc.sty
5427 %% needs mongol fonts
5428 \def\ptctitle{garcag}%
5429 \def\plftitle{zirug-un zigsagalda}%
5430 \def\pltttitle{kuisunukdu-yin zigsagalda}%
5431 %%
5432 \def\mtctitle{garcag}%
5433 \def\mlftitle{zirug-un zigsagalda}%
5434 \def\mltttitle{kuisunukdu-yin zigsagalda}%
5435 %%
5436 \def\stctitle{garcag}%
5437 \def\slftitle{zirug-un zigsagalda}%
5438 \def\sltttitle{kuisunukdu-yin zigsagalda}%
5439 </bicig2>

```

## 13.21 “Bicig3” language: bicig3.mld

The titles for the “bicig3” language<sup>15</sup> are taken from the MonT<sub>E</sub>X package [97, 100]. This language requires specific fonts. See also sections 13.118 on page 492, 13.19 on the page before and 13.20 on the preceding page.

```

5440 <*bicig3>
5441 \ProvidesFile{bicig3.mld}[2006/03/31]
5442 %% Mongol (Bicig3) titles for minitoc.sty
5443 %% needs mongol fonts
5444 \def\ptctitle{aguulag=a}%
5445 \def\plftitle{zirug-un zigsagalda}%
5446 \def\pltttitle{kuisunukdu-yin zigsagalda}%
5447 %%
5448 \def\mtctitle{aguulag=a}%
5449 \def\mlftitle{zirug-un zigsagalda}%
5450 \def\mltttitle{kuisunukdu-yin zigsagalda}%
5451 %%
5452 \def\stctitle{aguulag=a}%
5453 \def\slftitle{zirug-un zigsagalda}%
5454 \def\sltttitle{kuisunukdu-yin zigsagalda}%
5455 </bicig3>

```

---

<sup>15</sup>Bicig, or uighur, is a written form of the mongolian language, bicig3 is a variant. See also section 13.163 on page 515.

## 13.22 “Bithe” language: `bithe.mld`

The titles for the “bithe” language<sup>16</sup> are taken from the MonTeX package [97, 100]. This language requires specific fonts. See also sections 13.118 on page 492 and 13.116 on page 491.

The Manju writing, or *bithe* system is a close relative of the Mongolian system; the basic letter shapes are the same. Yet for Manju, a set of diacritics (*dots and circles*) was designed to the effect that all the ambiguities of Mongolian are eliminated.

```

5456 <*bithe>
5457 \ProvidesFile{bithe.mld}[2005/11/16]
5458 %% Manju (bithe) titles for minitoc.sty
5459 %% needs mongol fonts
5460 \def\ptctitle{garcag}%
5461 \def\plftitle{zirug-un? afaha}%
5462 \def\plttitle{kuisunukdu-yin? afaha}%
5463 %%
5464 \def\mtctitle{garcag}%
5465 \def\mlftitle{zirug-un? afaha}%
5466 \def\mlttitle{kuisunukdu-yin? afaha}%
5467 %%
5468 \def\stctitle{garcag}%
5469 \def\slftitle{zirug-un? afaha}%
5470 \def\slttitle{kuisunukdu-yin? afaha}%
5471 </bithe>

```

## 13.23 “Brazil” language: `brazil.mld`

The titles for the “brazil” language<sup>17</sup> are taken from the `portuges.dtx` file in the `babel` package [38, 39, 75]:

```

5472 <*brazil>
5473 \ProvidesFile{brazil.mld}[2006/01/13]
5474 %% Portugues (brazil) titles for minitoc.sty
5475 %% from portuges.dtx (babel)
5476 %% Ramallete, Jose Pedro and "de Lima", Arnaldo Viegas
5477 \def\ptctitle{Sum\'ario}%
5478 \def\plftitle{Lista de Figuras}%
5479 \def\plttitle{Lista de Tabelas}%
5480 %%
5481 \def\mtctitle{Sum\'ario}%
5482 \def\mlftitle{Lista de Figuras}%
5483 \def\mlttitle{Lista de Tabelas}%
5484 %%

```

<sup>16</sup>Bithe is a written form of the manju variant of the mongolian language.

<sup>17</sup>It is the portuguese dialect spoken in Brazil. These titles are *different* in Brazil and in Portugal. Arnaldo VIEGAS DE LIMA contributed brasilian translations. See section 13.132 on page 498.

```

5485 \def\stctitle{Sum\`ario}%
5486 \def\slftitle{Lista de Figuras}%
5487 \def\sltttitle{Lista de Tabelas}%
5488 \</brazil>

```

## 13.24 “Brazilian” language: brazilian.mld

The “brazilian” language is just like “brazil”, so we just load `brazil.mld` (see section 13.23 on the preceding page):

```

5489 \< *brazilian>
5490 \ProvidesFile{brazilian.mld}[2005/07/11]
5491 \mtcselectlanguage{brazil}%
5492 \</brazilian>

```

## 13.25 “Breton” language: breton.mld

The titles for the “breton” language<sup>18</sup> are taken from `breton.dtx` file in the `babel` package [38, 39, 76]:

```

5493 \< *breton>
5494 \ProvidesFile{breton.mld}[2006/01/13]
5495 %% Breton titles for minitoc.sty
5496 %% from breton.dtx (babel)
5497 %% Rolland, Christian
5498 \def\ptctitle{Taolenn}%
5499 \def\plftitle{Listenn ar Figurenno\`u}%
5500 \def\pltttitle{Listenn an taolenno\`u}%
5501 %%
5502 \def\mtctitle{Taolenn}%
5503 \def\mlftitle{Listenn ar Figurenno\`u}%
5504 \def\mltttitle{Listenn an taolenno\`u}%
5505 %%
5506 \def\stctitle{Taolenn}%
5507 \def\slftitle{Listenn ar Figurenno\`u}%
5508 \def\sltttitle{Listenn an taolenno\`u}%
5509 \</breton>

```

---

<sup>18</sup>Spoken as a local celtic dialect in french Brittany.

## 13.26 “British” language: `british.mld`

The “british” language is just like “english”, so we just load `english.mld` (see section 13.43 on page 454):

```
5510 <{*british}
5511 \ProvidesFile{british.mld}[2005/07/11]
5512 \mtcselectlanguage{english}%
5513 </{*british}
```

## 13.27 “Bulgarian” language: `bulgarian.mld`

The titles for the “bulgarian” language are taken from the `bulgarian.dtx` file in the `babel` package [38, 39, 50]; they require specific cyrillic fonts. See also section 13.28 on the following page.

```
5514 <{*bulgarian}
5515 \ProvidesFile{bulgarian.mld}[2006/01/13]
5516 %% Bulgarian titles for minitoc.sty
5517 %% from bulgarian.dtx (babel)
5518 %% Boshnakov, Georgi
5519 %% Needs special fonts
5520 \def\ptctitle{%
5521   {\cyr\CYRS\cyrhrdsn\cyrd\cyrhrdsn\cyrr\cyrzh\cyra\cyrn\cyri\cyre}}%
5522 \def\plftitle{%
5523   {\cyr\CYRS\cyrp\cyri\cyr\cyrhrdsn\cyrk\ %
5524     \cyrn\cyra\ \cyrf\cyri\cyrg\cyru\cyrr\cyri\cyrt\cyre}}%
5525 \def\plttitle{%
5526   {\cyr\CYRS\cyrp\cyri\cyr\cyrhrdsn\cyrk\ %
5527     \cyrn\cyra\ \cyrt\cyra\cyrb\cyrl\cyri\cyrc\cyri\cyrt\cyre}}%
5528 %%
5529 \def\mtctitle{%
5530   {\cyr\CYRS\cyrhrdsn\cyrd\cyrhrdsn\cyrr\cyrzh\cyra\cyrn\cyri\cyre}}%
5531 \def\mlftitle{%
5532   {\cyr\CYRS\cyrp\cyri\cyr\cyrhrdsn\cyrk\ %
5533     \cyrn\cyra\ \cyrf\cyri\cyrg\cyru\cyrr\cyri\cyrt\cyre}}%
5534 \def\mlttitle{%
5535   {\cyr\CYRS\cyrp\cyri\cyr\cyrhrdsn\cyrk\ %
5536     \cyrn\cyra\ \cyrt\cyra\cyrb\cyrl\cyri\cyrc\cyri\cyrt\cyre}}%
5537 %%
5538 \def\stctitle{%
5539   {\cyr\CYRS\cyrhrdsn\cyrd\cyrhrdsn\cyrr\cyrzh\cyra\cyrn\cyri\cyre}}%
5540 \def\slftitle{%
5541   {\cyr\CYRS\cyrp\cyri\cyr\cyrhrdsn\cyrk\ %
5542     \cyrn\cyra\ \cyrf\cyri\cyrg\cyru\cyrr\cyri\cyrt\cyre}}%
5543 \def\slttitle{%
5544   {\cyr\CYRS\cyrp\cyri\cyr\cyrhrdsn\cyrk\ %
5545     \cyrn\cyra\ \cyrt\cyra\cyrb\cyrl\cyri\cyrc\cyri\cyrt\cyre}}%
```

```
5546 </bulgarian>
```

## 13.28 “Bulgarianb” language: bulgarianb.mld

The titles for the “bulgarianb” (upper bulgarian) language are taken from the `russianb.dtx` file of the `babel` package [38, 39, 66, 160]; they require specific cyrillic fonts. See also section 13.27 on the page before.

```
5547 <*bulgarianb>
5548 \ProvidesFile{bulgarianb.mld}[2006/03/06]
5549 %% Upper bulgarian titles for minitoc.sty
5550 %% From russianb.dtx
5551 %% Needs cyrillic fonts for upper bulgarian
5552 \def\ptctitle{%
5553   {\cyr\CYRS\cyrhrdsn\cyrd\cyrhrdsn\cyrr\cyrzh\cyra\cyrn\cyri\cyre}}%
5554 \def\plftitle{% Figuri
5555   {\cyr \CYRF\cyri\cyrg\cyru\cyrr\cyri}}%
5556 \def\pltttitle{% Tablici
5557   {\cyr \CYRT\cyra\cyrb\cyrl\cyri\cyrc\cyri}}%
5558 %%
5559 \def\mtctitle{% Sydyrzhanie
5560   {\cyr\CYRS\cyrhrdsn\cyrd\cyrhrdsn\cyrr\cyrzh\cyra\cyrn\cyri\cyre}}%
5561 \def\mlftitle{% Figurite
5562   {\cyr \CYRF\cyri\cyrg\cyru\cyrr\cyri}}%
5563 \def\mltttitle{% Tablici
5564   {\cyr \CYRT\cyra\cyrb\cyrl\cyri\cyrc\cyri}}%
5565 %%
5566 \def\stctitle{% Sydyrzhanie
5567   {\cyr\CYRS\cyrhrdsn\cyrd\cyrhrdsn\cyrr\cyrzh\cyra\cyrn\cyri\cyre}}%
5568 \def\slftitle{% Figuri
5569   {\cyr \CYRF\cyri\cyrg\cyru\cyrr\cyri}}%
5570 \def\slttitle{% Tablici
5571   {\cyr \CYRT\cyra\cyrb\cyrl\cyri\cyrc\cyri}}%
5572 </bulgarianb>
```

## 13.29 “Buryat” language: buryat.mld

The titles for the “buryat” language<sup>19</sup> are taken from the `MonTEX` package [97, 100]. This language requires specific fonts. See also section 13.118 on page 492.

```
5573 <*buryat>
5574 \ProvidesFile{buryat.mld}[1999/03/16]
5575 %% Buryat titles for minitoc.sty
5576 %% Needs special fonts
```

---

<sup>19</sup>Spoken in some regions of Mongolia, in the Buryat republic, near Lake Baikal.

```

5577 \def\ptctitle{{\mnr Gar{\sh}ag}}%
5578 \def\plftitle{{\mnr Zuraga"i jagsaalt}}%
5579 \def\plttitle{{\mnr X"usn"ag"at"a"i jagsaalt}}%
5580 %%
5581 \def\mtctitle{{\mnr Gar{\sh}ag}}%
5582 \def\mlftitle{{\mnr Zuraga"i jagsaalt}}%
5583 \def\mlttitle{{\mnr X"usn"ag"at"a"i jagsaalt}}%
5584 %%
5585 \def\stctitle{{\mnr Gar{\sh}ag}}%
5586 \def\slftitle{{\mnr Zuraga"i jagsaalt}}%
5587 \def\slttitle{{\mnr X"usn"ag"at"a"i jagsaalt}}%
5588 </buryat>

```

### 13.30 “Buryat2” language: buryat2.mld

The titles for the “buryat2” language (a variant for the buryat language, see section 13.29 on the page before) are taken from the MonTeX package [97, 100]. This language requires specific fonts. See also section 13.118 on page 492.

```

5589 <{*buryat2}
5590 \ProvidesFile{buryat2.mld}[1999/03/16]
5591 %% Buryat2 titles for minitoc.sty
5592 %% Needs special fonts
5593 \def\ptctitle{{\mnr Aguulga}}%
5594 \def\plftitle{{\mnr Zuraga"i jagsaalt}}%
5595 \def\plttitle{{\mnr X"usn"ag"at"a"i jagsaalt}}%
5596 %%
5597 \def\mtctitle{{\mnr Aguulga}}%
5598 \def\mlftitle{{\mnr Zuraga"i jagsaalt}}%
5599 \def\mlttitle{{\mnr X"usn"ag"at"a"i jagsaalt}}%
5600 %%
5601 \def\stctitle{{\mnr Aguulga}}%
5602 \def\slftitle{{\mnr Zuraga"i jagsaalt}}%
5603 \def\slttitle{{\mnr X"usn"ag"at"a"i jagsaalt}}%
5604 </buryat2>

```

### 13.31 “Canadian” language: canadian.mld



The “canadian” language (note the final “ian”) is just the *english* language spoken in Canada. We just load the file `english.mld` (see section 13.43 on page 454):

```

5605 <{*canadian}
5606 \ProvidesFile{canadian.mld}[2004/12/14]
5607 \mtcselectlanguage{english}%
5608 </canadian>

```



### 13.32 “Canadien” language: `canadien.mld`



The “canadien” language (note the final “ien”) is just the *french* language spoken in Canada. We just load the file `french.mld` (see section 13.58 on page 461):

```
5609 <*canadien>
5610 \ProvidesFile{canadien.mld}[2004/12/14]
5611 \mtcselectlanguage{french}%
5612 </canadien>
```

### 13.33 “Castillan” language: `castillan.mld`

The “castillan” language is more known as “spanish”, but is spoken mainly in Castile, a part of central Spain. We just load the `spanish.mld` file (see section 13.153 on page 510):

```
5613 <*castillan>
5614 \ProvidesFile{castillan.mld}[2004/12/14]
5615 %% Castillan (spanish) titles for minitoc.sty
5616 \mtcselectlanguage{spanish}%
5617 </castillan>
```

### 13.34 “Castillian” language: `castillian.mld`

The “castillian” language is more known as “spanish”, but is spoken mainly in Castile, a part of central Spain. “Castillian” is the english name for “castillan”. We just load the `spanish.mld` file (see section 13.153 on page 510):

```
5618 <*castillian>
5619 \ProvidesFile{castillian.mld}[2005/07/01]
5620 %% Castillian (spanish) titles for minitoc.sty
5621 \mtcselectlanguage{spanish}%
5622 </castillian>
```

### 13.35 “Catalan” language: `catalan.mld`

The titles for the “catalan” language<sup>20</sup> are taken from the `catalan.dtx` file in the `babel` package [38, 39, 47]:

---

<sup>20</sup>Spoken in Catalunya, the eastern part of Spain, around Barcelona.

```

5623 <*catalan>
5624 \ProvidesFile{catalan.mld}[2006/01/13]
5625 %% Catalan titles for minitoc.sty
5626 %% from catalan.dtx (babel)
5627 %% Badenes, Goncal
5628 \def\ptctitle{\`Index}%
5629 \def\plftitle{\`Index de figures}%
5630 \def\plttitle{\`Index de taules}%
5631 %%
5632 \def\mtctitle{\`Index}%
5633 \def\mlftitle{Figures}%
5634 \def\mlttitle{Taules}%
5635 %%
5636 \def\stctitle{\`Index}%
5637 \def\slftitle{Figures}%
5638 \def\slttitle{Taules}%
5639 </catalan>

```

### 13.36 “Chinese1” language: chinese1.mld and chinese1.mlo

There are several variants for the chinese language. The “chinese1” language uses titles taken from the Bg5.cap file in the CJK system [167, 168]. Special fonts are needed, of course. See also section 13.37.

The titles for the “chinese1” language contain characters that cannot be easily generated, hence we load chinese1.mlo.

```

5640 <*chinese1>
5641 \ProvidesFile{chinese1.mld}[2005/01/28]
5642 %% From the file file Bg5.cap of the CJK package
5643 %%   for using Asian logographs (Chinese/Japanese/Korean) with LaTeX2e
5644 %%   created by Werner Lemberg <wl@gnu.org>
5645 %% Version 4.5.2 (28-Mar-2003)
5646 %% Chinese captions: character set: Big 5, encoding: Big 5
5647 %%
5648 \mtcloadmlo{chinese1}%
5649 </chinese1>

```

### 13.37 “Chinese2” language: chinese2.mld and chinese2.mlo

The “chinese2” language uses titles taken from the Bg5.cpx file in the CJK system [167, 168]. Special fonts are needed, of course. See also section 13.36.

The titles for the “chinese2” language contain characters that cannot be easily generated, hence we load `chinese2.mlo`.

```

5650 <*chinese2>
5651 \ProvidesFile{chinese2.mld}[2005/01/28]
5652 %% From the file Bg5.cpx of the CJK package
5653 %% for using Asian logographs (Chinese/Japanese/Korean) with LaTeX2e
5654 %% created by Werner Lemberg <wl@gnu.org>
5655 %%
5656 %% Version 4.5.2 (28-Mar-2003)
5657 %% Chinese captions: character set: Big 5, encoding: Big 5, preprocessed
5658 %%
5659 \mtcloadmlo{chinese2}%
5660 </chinese2>

```

### 13.38 “Croatian” language: `croatian.mld`

The titles for the “croatian” language are taken from the file `croatian.dtx` file in the `babel` package [38, 39, 72]:

```

5661 <*croatian>
5662 \ProvidesFile{croatian.mld}[2006/01/13]
5663 %% Croatian titles for minitoc.sty
5664 %% from croatian.dtx (babel)
5665 %% Pai\{c}, Alan
5666 \def\ptctitle{Sadr\v{z}aj}%
5667 \def\plftitle{Slike}%
5668 \def\plttitle{Tablice}%
5669 %%
5670 \def\mtctitle{Sadr\v{z}aj}%
5671 \def\mlftitle{Slike}%
5672 \def\mlttitle{Tablice}%
5673 %%
5674 \def\stctitle{Sadr\v{z}aj}%
5675 \def\slftitle{Slike}%
5676 \def\slttitle{Tablice}%
5677 </croatian>

```

### 13.39 “Czech” language: `czech.mld`

The titles for the “czech” language are taken from the file `czech.dtx` in the `babel` package [38, 39, 69]:

```

5678 <*czech>
5679 \ProvidesFile{czech.mld}[2006/01/13]

```

```

5680%% Czech titles for minitoc.sty
5681%% from czech.dtx (babel)
5682%% Lokajicek, Milos
5683%% Warning: defines \w as a ring accent
5684\def\w#1{\accent'27 #1}
5685\def\ptctitle{Obsah}%
5686\def\plftitle{Seznam obr\'azk\w{u}}%
5687\def\plttitle{Seznam tabulek}%
5688%%
5689\def\mtctitle{Obsah}%
5690\def\mlftitle{Seznam obr\'azk\w{u}}%
5691\def\mlttitle{Seznam tabulek}%
5692%%
5693\def\stctitle{Obsah}%
5694\def\slftitle{Seznam obr\'azk\w{u}}%
5695\def\slttitle{Seznam tabulek}%
5696</czech>

```

### 13.40 “Danish” language: `danish.mld`

The titles for the “danish” language are taken from the `danish.dtx` file in the `babel` package [38, 39, 67]:

```

5697<{*danish}
5698\ProvidesFile{danish.mld}[2006/01/13]
5699%% Danish titles for minitoc.sty
5700%% from danish.dtx (babel)
5701%% Larsen, Henning
5702\def\ptctitle{Indholdsfortegnelse}%
5703\def\plftitle{Figurer}%
5704\def\plttitle{Tabeller}%
5705%%
5706\def\mtctitle{Indholdsfortegnelse}%
5707\def\mlftitle{Figurer}%
5708\def\mlttitle{Tabeller}%
5709%%
5710\def\stctitle{Indholdsfortegnelse}%
5711\def\slftitle{Figurer}%
5712\def\slttitle{Tabeller}%
5713</danish>

```

### 13.41 “Devanagari” language: `devanagari.mld`

The titles for the “devanagari” language are taken from the `devanagari.sty` file in the Devanāgarī package [203]. See also section 13.83 on page 476. Specific fonts are required. The home page of the package is <http://devnag.ramovar.org>.

```

5714 ⟨*devanagari⟩
5715 \ProvidesFile{devanagari.mld}[2006/08/25]
5716 %% Devanagari (hindi) titles for minitoc.sty
5717 %% from devanagari.sty by
5718 %% Pandey, Anshuman
5719 %% Radhakrishnan, CV
5720 %% Wagner, Zden\v{e}k
5721 %% Smith, John
5722 %% Carmody, Kevin
5723 %% Mahoney, Richard
5724 %% Wujastyk, Dominik
5725 \def\ptctitle{{\dn Evqy{\rs -\re}\8{s}cF}}%
5726 \def\plftitle{{\dn Ec/o{\qva} kF \8{s}cF}}%
5727 \def\plttitle{{\dn tAElkAao\2 kF \8{s}cF}}%
5728 %%
5729 \def\mtctitle{{\dn Evqy{\rs -\re}\8{s}cF}}%
5730 \def\mlftitle{{\dn Ec/o{\qva} kF \8{s}cF}}%
5731 \def\mlttitle{{\dn tAElkAao\2 kF \8{s}cF}}%
5732 %%
5733 \def\stctitle{{\dn Evqy{\rs -\re}\8{s}cF}}%
5734 \def\slftitle{{\dn Ec/o{\qva} kF \8{s}cF}}%
5735 \def\slttitle{{\dn tAElkAao\2 kF \8{s}cF}}%
5736 ⟨/devanagari⟩

```

## 13.42 “Dutch” language: dutch.mld

The titles for the “dutch” language are taken from the dutch.dtx file in the babel package [38, 39, 40]:

```

5737 ⟨*dutch⟩
5738 \ProvidesFile{dutch.mld}[2006/01/13]
5739 % Dutch titles for minitoc.sty
5740 %% from dutch.dtx (babel)
5741 %% Braams, Johannes
5742 \def\ptctitle{Inhoudsopgave}%
5743 \def\plftitle{Lijst van figuren}%
5744 \def\plttitle{Lijst van tabellen}%
5745 %%
5746 \def\mtctitle{Inhoudsopgave}%
5747 \def\mlftitle{Lijst van figuren}%
5748 \def\mlttitle{Lijst van tabellen}%
5749 %%
5750 \def\stctitle{Inhoudsopgave}%
5751 \def\slftitle{Lijst van figuren}%
5752 \def\slttitle{Lijst van tabellen}%
5753 ⟨/dutch⟩

```

### 13.43 “English” language: english.mld



The titles for the “english” language are taken from the `english.dtx` file in the `babel` package [38, 39, 41]. *The presence of the `english.mld` file is mandatory, because english is the default language.*

See also sections 13.6 on page 436, 13.12 on page 439, 13.26 on page 446, 13.31 on page 448, 13.120 on page 492, 13.164 on page 515, and 13.168 on page 517.

```
5754 <*english>
5755 \ProvidesFile{english.mld}[2006/01/13]
5756 %% English titles for minitoc.sty
5757 %% from english.dtx (babel)
5758 %% Braams, Johannes
5759 \def\ptctitle{Table of Contents}%
5760 \def\plftitle{List of Figures}%
5761 \def\pltttitle{List of Tables}%
5762 %%
5763 \def\mtctitle{Contents}%
5764 \def\mlftitle{Figures}%
5765 \def\mltttitle{Tables}%
5766 %%
5767 \def\stctitle{Contents}%
5768 \def\slftitle{Figures}%
5769 \def\slttitle{Tables}%
5770 </english>
```

### 13.44 “English1” language: english1.mld

The titles for the “english1” language are taken from the `english.dtx` file in the `babel` package [38, 39, 41], with some adaptations for the part-level titles.

```
5771 <*english1>
5772 \ProvidesFile{english1.mld}[2006/03/30]
5773 %% English titles for minitoc.sty
5774 %% from english.dtx (babel) Braams, Johannes
5775 %% ptctitle, plftitle and pltttitle modified (JPFD)
5776 \def\ptctitle{\ifnum\value{part}=1\relax
5777   Table of Contents of the First Part\relax
5778   \else Table of Contents of Part~\Roman{part}\fi}%
5779 \def\plftitle{\ifnum\value{part}=1\relax
5780   List of Figures in the First Part\relax
5781   \else List of Figures in Part~\Roman{part}\fi}%
5782 \def\pltttitle{\ifnum\value{part}=1\relax
5783   List of Tables in the First Part\relax
5784   \else List of Tables in Part~\Roman{part}\fi}%
5785 %%
5786 \def\mtctitle{Contents}%
```

```

5787 \def\mlftitle{Figures}%
5788 \def\mltttitle{Tables}%
5789 %%
5790 \def\stctitle{Contents}%
5791 \def\slftitle{Figures}%
5792 \def\slttitle{Tables}%
5793 </english1>

```

## 13.45 “English2” language: english2.mld

The titles for the “english2” language are taken from the english.dtx file in the babel package [38, 39, 41], with some adaptations for the part-level titles.

```

5794 <(*english2>
5795 \ProvidesFile{english2.mld}[2006/03/30]
5796 %% English titles for minitoc.sty
5797 %% from english.dtx (babel) Braams, Johannes
5798 %% ptctitle, plftitle and pltttitle modified (JPFd)
5799 \def\mtcEnglishIpart{\ifcase\value{part}%
5800 \or the First Part\or the Second Part\or
5801 the Third Part\or the Fourth Part\or the Fifth Part\or
5802 the Sixth Part\or the Seventh Part\or the Eighth Part\or
5803 the Ninth Part\or the Tenth Part\or the Eleventh Part\or
5804 the Twelfth Part\or the Thirteenth Part\or the Fourteenth Part\or
5805 the Fifteenth Part\or the Sixteenth Part\or the Seventeenth Part\or
5806 the Eighteenth Part\or the Nineteenth Part\or
5807 the Twentieth Part\else Part~\Roman{part}\fi}
5808 \def\ptctitle{Contents of \mtcEnglishIpart}
5809 \def\plftitle{List of Figures in \mtcEnglishIpart}
5810 \def\pltttitle{List of Tables in \mtcEnglishIpart}
5811 %%
5812 \def\mtctitle{Contents}%
5813 \def\mlftitle{Figures}%
5814 \def\mltttitle{Tables}%
5815 %%
5816 \def\stctitle{Contents}%
5817 \def\slftitle{Figures}%
5818 \def\slttitle{Tables}%
5819 </english2>

```

## 13.46 “Esperant” language: esperant.mld

The titles for the “esperant” (esperanto) language are taken from the esperanto.dtx file in the babel package [38, 39, 70]. The esperanto (artificial) language was created in the 1877–1885 years by Doctor Lejzer Ludwig ZAMENOF<sup>21</sup> (1859–1917) of Warsaw, Poland.

<sup>21</sup> See <http://uea.org/> and <http://www.esperanto-france.org/> for more information.

```

5820 <*esperant>
5821 \ProvidesFile{esperant.mld}[2006/01/13]
5822 %% Esperanto titles for minitoc.sty
5823 %% from esperanto.dtx (babel)
5824 %% Marti, Ruiz-Altaba and Knappen. Jörg
5825 \def\ptctitle{Enhavo}%
5826 \def\plftitle{Listo de figuroj}%
5827 \def\plttitle{Listo de tabeloj}%
5828 %%
5829 \def\mtctitle{Enhavo}%
5830 \def\mlftitle{Listo de figuroj}%
5831 \def\mlttitle{Listo de tabeloj}%
5832 %%
5833 \def\stctitle{Enhavo}%
5834 \def\slftitle{Listo de figuroj}%
5835 \def\slttitle{Listo de tabeloj}%
5836 </esperant>

```

### 13.47 “Esperanto” language: `esperanto.mld`

The “esperanto” and “esperant” languages are synonyms, so we just load the `esperant.mld` file (see section 13.46 on the page before):

```

5837 <*esperanto>
5838 \ProvidesFile{esperanto.mld}[2004/12/14]
5839 \mtcselectlanguage{esperant}%
5840 </esperanto>

```

### 13.48 “Estonian” language: `estonian.mld`

The titles for the “estonian” language are taken from the `estonian.dtx` file in the `babel` package [38, 39, 77]:

```

5841 <*estonian>
5842 \ProvidesFile{estonian.mld}[2006/01/13]
5843 %% Estonian titles for minitoc.sty
5844 %% from estonian.dtx (babel)
5845 %% Saar, Enn
5846 \def\ptctitle{Sisukord}%
5847 \def\plftitle{Joonised}%
5848 \def\plttitle{Tabelid}%
5849 %%
5850 \def\mtctitle{Sisukord}%
5851 \def\mlftitle{Joonised}%
5852 \def\mlttitle{Tabelid}%
5853 %%

```



```

5854 \def\stctitle{Sisukord}%
5855 \def\slftitle{Joonised}%
5856 \def\sltttitle{Tabelid}%
5857 </estonian>

```

## 13.49 “Ethiopia” language: ethiopia.mld

The titles for the “ethiopia” language are taken from the `ethiop` package [29]. Specific fonts are needed. See also section 13.51 on the following page.

```

5858 <*ethiopia>
5859 \ProvidesFile{ethiopia.mld}[1999/03/16]
5860 %% Ethiopian titles for minitoc.sty
5861 %% Needs special fonts
5862 \def\ptctitle{yezate}%
5863 \def\plftitle{%
5864   ya\eth@doaltchar{85}'elo\eth@doaltchar{109}
5865   mAwe\eth@doaltchar{187}}%
5866 \def\pltttitle{%
5867   yasane\eth@doaltchar{176}ra\eth@doaltchar{149}
5868   mAwe\eth@doaltchar{187}}%
5869 %%
5870 \def\mtctitle{yezate}%
5871 \def\mlftitle{%
5872   ya\eth@doaltchar{85}'elo\eth@doaltchar{109}
5873   mAwe\eth@doaltchar{187}}%
5874 \def\mltttitle{%
5875   yasane\eth@doaltchar{176}ra\eth@doaltchar{149}
5876   mAwe\eth@doaltchar{187}}%
5877 %%
5878 \def\stctitle{yezate}%
5879 \def\slftitle{%
5880   ya\eth@doaltchar{85}'elo\eth@doaltchar{109}
5881   mAwe\eth@doaltchar{187}}%
5882 \def\sltttitle{%
5883   yasane\eth@doaltchar{176}ra\eth@doaltchar{149}
5884   mAwe\eth@doaltchar{187}}%
5885 </ethiopia>

```

## 13.50 “Ethiopian” language: ethiopian.mld

The “ethiopian” language is just a synonym for the “ethiopia” language, so we just load the `ethiopia.mld` file (see section 13.49). See also section 13.49.

```

5886 <*ethiopian>
5887 \ProvidesFile{ethiopian.mld}[2004/12/14]
5888 %% Needs ethiopian special fonts
5889 \mtcselectlanguage{ethiopia}%
5890 </ethiopian>

```

### 13.51 “Ethiopian2” language: ethiopian2.mld

The titles for the “ethiopian2” language (for Omega) are taken from the `ethiop` package [29]. Specific fonts are needed. See also section 13.49 on the page before.

```

5891 <*ethiopian2>
5892 \ProvidesFile{ethiopian2.mld}[2006/01/30]
5893 %% Ethiopian titles for minitoc.sty with Omega.
5894 %% Needs special fonts
5895 \def\ptctitle{^^^12ed^^^12d8^^^1275}%
5896 \def\plftitle{^^^12e8^^^1225^^^12d5^^^120e^^^127d
5897   ^^121b^^12cd^^132b}%
5898 \def\pltttitle{^^^12e8^^^1230^^^1295^^^1320^^^1228^^^12e5
5899   ^^121b^^12cd^^132b}%
5900 %%
5901 \def\mtctitle{^^^12ed^^^12d8^^^1275}%
5902 \def\mlftitle{^^^12e8^^^1225^^^12d5^^^120e^^^127d
5903   ^^121b^^12cd^^132b}%
5904 \def\mltttitle{^^^12e8^^^1230^^^1295^^^1320^^^1228^^^12e5
5905   ^^121b^^12cd^^132b}%
5906 %%
5907 \def\stctitle{^^^12ed^^^12d8^^^1275}%
5908 \def\slftitle{^^^12e8^^^1225^^^12d5^^^120e^^^127d
5909   ^^121b^^12cd^^132b}%
5910 \def\slttitle{^^^12e8^^^1230^^^1295^^^1320^^^1228^^^12e5
5911   ^^121b^^12cd^^132b}%
5912 </ethiopian2>

```

### 13.52 “Farsi1” language: farsi1.mld and farsi1.mlo

There are several variants for the farsi language, spoken in Iran. The “farsi1” language uses titles taken from the `farsi.sty` file in the FarsiT<sub>E</sub>X [109] system<sup>22</sup>, by Mohammad GHODSI, Roozbeh POURNADER, Hassan ABOLHASSANI, and others. Special fonts are needed, of course. See also section 13.53 on the following page.

The titles for the “farsi1” language contain characters that cannot be easily generated, hence we load `farsi1.mlo`.

<sup>22</sup>By Mohammad Ghodsi (ghodsi@rose.ipm.ac.ir) and FarsiT<sub>E</sub>X Project Group. See the FarsiT<sub>E</sub>X site at <http://www.farsitex.org>

```

5913 <farsi1>
5914 \ProvidesFile{farsi1.mld}[2005/09/13]
5915 %% From farsi.sty of the FarsiTeX project
5916 %% by Dr Mohammad Ghodsi,
5917 %% Roozbeh Pournader (roozbeh@sharif.edu),
5918 %% Hassan Abolhassani, and others.
5919 %% http://www.farsitex.org
5920 \mtcloadmlo{farsi1}%
5921 </farsi1>

```

### 13.53 “Farsi2” language: farsi2.mld and farsi2.mlo

There are several variants for the farsi language, spoken in Iran. The “farsi2” language uses titles taken from the `farsi.sty` file in the FarsiTeX system [109]<sup>23</sup>, by Mohammad GHODSI, Roozbeh POURNADER, Hassan ABOLHASSANI, and others. Special fonts are needed, of course. See also section 13.52 on the page before.

The titles for the “farsi2” language contain characters that cannot be easily generated, hence we load `farsi2.mlo`.

```

5922 <farsi2>
5923 \ProvidesFile{farsi2.mld}[2005/09/13]
5924 %% From farsi.sty of the FarsiTeX project
5925 %% by Dr Mohammad Ghodsi,
5926 %% Roozbeh Pournader (roozbeh@sharif.edu),
5927 %% Hassan Abolhassani, and others.
5928 %% http://www.farsitex.org
5929 \mtcloadmlo{farsi2}%
5930 </farsi2>

```

### 13.54 “Farsi3” language: farsi3.mld

There are several variants for the farsi language, spoken in Iran. The “farsi3” language uses titles taken from the `farsi.ldf` file in the Arabi system [135], by Youssef JABRI. Special fonts are needed, of course.

```

5931 <farsi3>
5932 \ProvidesFile{farsi3.mld}[2006/07/27]
5933 %% From farsi.ldf of the Arabi system
5934 %% by Youssef Jabri.
5935 \def\ptctitle{\FR{\fa\ha\ra\seen\taa\space\meem\nun\dal\ra\jeem\alef\taa}}%
5936 \def\plftitle{\FR{\lam\ya\seen\taa\ \alef\sheen\kaf\alef\lam}}%

```

<sup>23</sup> By Mohammad Ghodsi (ghodsi@rose.ipm.ac.ir) and FarsiTeX Project Group. See the FarsiTeX site at <http://www.farsitex.org>

```

5937 \def\plttitle{\FR{\lam\ya\seen\taa\ \jeem\dal\alef\waw\lam}}%
5938 %%
5939 \def\mtctitle{\FR{\fa\ha\ra\seen\taa\space\meem\nun\dal\ra\jeem\alef\taa}}%
5940 \def\mlftitle{\FR{\lam\ya\seen\taa\ \alef\sheen\kaf\alef\lam}}%
5941 \def\mltttitle{\FR{\lam\ya\seen\taa\ \jeem\dal\alef\waw\lam}}%
5942 %%
5943 \def\stctitle{\FR{\fa\ha\ra\seen\taa\space\meem\nun\dal\ra\jeem\alef\taa}}%
5944 \def\slftitle{\FR{\lam\ya\seen\taa\ \alef\sheen\kaf\alef\lam}}%
5945 \def\slttitle{\FR{\lam\ya\seen\taa\ \jeem\dal\alef\waw\lam}}%
5946 </farsi3>

```

### 13.55 “Finnish” language: `finnish.mld`

The titles for the “finnish” language are taken from the `finnish.dtx` file in the `babel` package [38, 39, 62]. See also section 13.56.

```

5947 <(*finnish)
5948 \ProvidesFile{finnish.mld}[2006/03/20]
5949 %% Finnish titles for minitoc.sty
5950 %% from finnish.dtx (babel)
5951 %% Kanerva, Mikko and Reino, Keranen
5952 \def\ptctitle{Sis\alt{o}}%
5953 \def\plftitle{Kuvat}%
5954 \def\plttitle{Taulukot}%
5955 %%
5956 \def\mtctitle{Sis\alt{o}}%
5957 \def\mlftitle{Kuvat}%
5958 \def\mltttitle{Taulukot}%
5959 %%
5960 \def\stctitle{Sis\alt{o}}%
5961 \def\slftitle{Kuvat}%
5962 \def\slttitle{Taulukot}%
5963 </finnish>

```

### 13.56 “Finnish2” language: `finnish2.mld`

The titles for the “finnish2” language are taken from a variant proposed by the `finnish.dtx` in the `babel` package [38, 39, 62]. See also section 13.55.

```

5964 <(*finnish2)
5965 \ProvidesFile{finnish2.mld}[2006/01/13]
5966 %% Finnish titles for minitoc.sty (variant)
5967 %% from finnish.dtx (babel)
5968 %% Kanerva, Mikko and Reino, Keranen
5969 \def\ptctitle{Sis\allys}%
5970 \def\plftitle{Kuvat}%

```

```

5971 \def\pltttitle{Taulukot}%
5972 %%
5973 \def\mtcttitle{Sis\''allys}%
5974 \def\mlfttitle{Kuvat}%
5975 \def\mltttitle{Taulukot}%
5976 %%
5977 \def\stcttitle{Sis\''allys}%
5978 \def\slfttitle{Kuvat}%
5979 \def\slttitle{Taulukot}%
5980 </finnish2>

```

### 13.57 “Francais” language: `francais.mld`

The “francais”<sup>24</sup> language is a synonym for the “french” language, so we load the file `french.mld` (see section 13.58):

```

5981 <(*francais)
5982 \ProvidesFile{francais.mld}[2004/12/14]
5983 \mtcselectlanguage{french}%
5984 </francais>

```

### 13.58 “French” language: `french.mld`

The titles for the “french” language are taken from the `frenchb.dtx` file in the `babel` package [38, 39, 57]. See also sections 13.1 on page 434, 13.2 on page 435, 13.32 on page 449, 13.57, 13.61 on page 463, 13.62 on page 463, and 13.63 on page 464.

```

5985 <(*french)
5986 \ProvidesFile{french.mld}[2006/03/21]
5987 %% French titles for minitoc.sty
5988 %% from frenchb.dtx (babel)
5989 %% Flipo, Daniel
5990 \def\ptcttitle{Table des mati\''eres}%
5991 \def\plfttitle{Liste des figures}%
5992 \def\pltttitle{Liste des tableaux}%
5993 %%
5994 \def\mtcttitle{Sommaire}%
5995 \def\mlfttitle{Figures}%
5996 \def\mltttitle{Tableaux}%
5997 %%
5998 \def\stcttitle{Sommaire}%
5999 \def\slfttitle{Figures}%
6000 \def\slttitle{Tableaux}%
6001 </french>

```

---

<sup>24</sup>The right spelling is “français”, but we do not dare using a cedilla in a file name.

### 13.59 “French1” language: french1.mld

The titles for the “french1” language are taken from the frenchb.dtx file in the babel package [38, 39, 57], with some adaptations for the part-level titles.

```

6002 <(*french1)
6003 \ProvidesFile{french1.mld}[2006/03/29]
6004 %% French titles for minitoc.sty
6005 %% from frenchb.dtx (babel) Flipo, Daniel
6006 %% ptctitle, plftitle and pltttitle modified (JFPD)
6007 \def\ptctitle{\ifnum\value{part}=1\relax
6008   Sommaire de la premi\`ere partie\relax
6009   \else Sommaire de la partie~\Roman{part}\fi}%
6010 \def\plftitle{\ifnum\value{part}=1\relax
6011   Liste des figures de la premi\`ere partie\relax
6012   \else Liste des figures de la partie~\Roman{part}\fi}%
6013 \def\pltttitle{\ifnum\value{part}=1\relax
6014   Liste des tableaux de la premi\`ere partie\relax
6015   \else Liste des tableaux de la partie~\Roman{part}\fi}%
6016 %%
6017 \def\mtctitle{Sommaire}%
6018 \def\mlftitle{Figures}%
6019 \def\mltttitle{Tableaux}%
6020 %%
6021 \def\stctitle{Sommaire}%
6022 \def\slftitle{Figures}%
6023 \def\slttitle{Tableaux}%
6024 </french1>

```

### 13.60 “French2” language: french2.mld

The titles for the “french2” language are taken from the frenchb.dtx file in the babel package [38, 39, 57], with some adaptations for the part-level titles<sup>25</sup>. See also section 9.5.6 on page 248, for the subtle distinction between “deuxième” and “seconde”. See the mtc-2nd.tex example file in section 4.2 on page 88.

```

6025 <(*french2)
6026 \ProvidesFile{french2.mld}[2006/07/07]
6027 %% French titles for minitoc.sty
6028 %% from frenchb.dtx (babel) Flipo, Daniel
6029 %% ptctitle, plftitle and pltttitle modified (JFPD)
6030 \def\mtcFrenchIIpart{\ifcase\value{part}%
6031 \or premi\`ere partie\or
6032 {\ifmtcsecondpart seconde\else deuxi\`eme\fi} partie\or
6033 troisi\`eme partie\or quatri\`eme partie\or cinqui\`eme partie\or
6034 sixi\`eme partie\or septi\`eme partie\or huiti\`eme partie\or

```

<sup>25</sup>This is an example of a .mld file needing some support from code in the minitoc package.

```

6035 neuvi\‘eme partie\or dixi\‘eme partie\or onzi\‘eme partie\or
6036 douzi\‘eme partie\or treizi\‘eme partie\or quatorzi\‘eme partie\or
6037 quinzi\‘eme partie\or seizi\‘eme partie\or dix-septi\‘eme partie\or
6038 dix-huiti\‘eme partie\or dix-neuvi\‘eme partie\or
6039 vingti\‘eme partie\else partie~\Roman{part}\fi}
6040 \def\ptctitle{\ifnum\value{part}<1\relax
6041   Sommaire \else
6042   Sommaire de la \mtcFrenchIIpart\fi}
6043 \def\plftitle{\ifnum\value{part}<1\relax
6044   Liste des figures\else
6045   Liste des figures de la \mtcFrenchIIpart\fi}
6046 \def\pltttitle{\ifnum\value{part}<1\relax
6047   Liste des tableaux\else
6048   Liste des tableaux de la \mtcFrenchIIpart}
6049 %%
6050 \def\mtctitle{Sommaire}%
6051 \def\mlftitle{Figures}%
6052 \def\mltttitle{Tableaux}%
6053 %%
6054 \def\stctitle{Sommaire}%
6055 \def\slftitle{Figures}%
6056 \def\slttitle{Tableaux}%
6057 \</french2>

```

### 13.61 “Frenchb” language: frenchb.mld

The “frenchb” language is a synonym for the “french” language, so we load the french.mld file. See section 13.58 on page 461.

```

6058 \<frenchb>
6059 \ProvidesFile{frenchb.mld}[2003/02/11]
6060 \mtcselectlanguage{french}%
6061 \</frenchb>

```

### 13.62 “Frenchle” language: frenchle.mld

The “frenchle” language is a synonym for the “french” language, so we load the french.mld file. See section 13.58 on page 461.

```

6062 \<frenchle>
6063 \ProvidesFile{frenchle.mld}[2003/02/20]
6064 \mtcselectlanguage{french}%
6065 \</frenchle>

```

### 13.63 “Frenchpro” language: frenchpro.mld

The “frenchpro” language is a synonym for the “french” language, so we load the french.mld file. See section 13.58 on page 461.

```
6066 <frenchpro>
6067 \ProvidesFile{frenchpro.mld}[2003/02/20]
6068 \mtcselectlanguage{french}%
6069 </frenchpro>
```

### 13.64 “Galician” language: galician.mld

The titles for the “galician” language<sup>26</sup> are taken from the galician.dtx file in the babel package [38, 39, 53]:

```
6070 <galician>
6071 \ProvidesFile{galician.mld}[2006/01/13]
6072 %% Galician titles for minitoc.sty
6073 %% from galician.dtx (babel)
6074 %% Carriba, Manuel
6075 \def\ptctitle{\'Indice Xeral}%
6076 \def\plftitle{\'Indice de Figuras}%
6077 \def\plttitle{\'Indice de T\'aboas}%
6078 %%
6079 \def\mtctitle{\'Indice Xeral}%
6080 \def\mlftitle{\'Indice de Figuras}%
6081 \def\mlttitle{\'Indice de T\'aboas}%
6082 %%
6083 \def\stctitle{\'Indice Xeral}%
6084 \def\slftitle{\'Indice de Figuras}%
6085 \def\slttitle{\'Indice de T\'aboas}%
6086 </galician>
```

### 13.65 “German” language: german.mld

The titles for the “german” language are taken from the babel package [38, 39]. See also the section 13.13 on page 439.

```
6087 <german>
6088 \ProvidesFile{german.mld}[1999/03/16]
6089 %% German titles for minitoc.sty
6090 \def\ptctitle{Inhaltsangabe}%
```

<sup>26</sup>Spoken in Galice, in the north-west part of Spain, around Santiago de Compostela.



```

6091 \def\plftitle{Figuren}%
6092 \def\plttitle{Tabellen}%
6093 %%
6094 \def\mtctitle{Inhaltsangabe}%
6095 \def\mlftitle{Figuren}%
6096 \def\mlttitle{Tabellen}%
6097 %%
6098 \def\stctitle{Inhaltsangabe}%
6099 \def\slftitle{Figuren}%
6100 \def\slttitle{Tabellen}%
6101 </german>

```

## 13.66 “Germanb” language: `germanb.mld`

The “germanb” language is a variant for the “german” language. The titles are taken from the `germanb.dtx` file in the `babel` package [38, 39, 73]:

```

6102 <*germanb>
6103 \ProvidesFile{germanb.mld}[2006/01/13]
6104 %% German titles (variant) for minitoc.sty
6105 %% from germanb.dtx (babel)
6106 %% Braams, Johannes and Raichle, Bernd
6107 \def\ptctitle{Inhaltsverzeichnis}%
6108 \def\plftitle{Abbildungsverzeichnis}%
6109 \def\plttitle{Tabellenverzeichnis}%
6110 %%
6111 \def\mtctitle{Inhaltsverzeichnis}%
6112 \def\mlftitle{Abbildungsverzeichnis}%
6113 \def\mlttitle{Tabellenverzeichnis}%
6114 %%
6115 \def\stctitle{Inhalt}%
6116 \def\slftitle{Abbildungen}%
6117 \def\slttitle{Tabellen}%
6118 </germanb>

```

## 13.67 “Germanb2” language: `germanb2.mld`

The “germanb2” language is a variant for the “german” language, with short titles. See also section 13.66. The titles are taken from the `babel` package [38, 39]:

```

6119 <*germanb2>
6120 \ProvidesFile{germanb2.mld}[2005/09/27]
6121 %% German titles (variant) for minitoc.sty
6122 \def\ptctitle{Inhalt}%
6123 \def\plftitle{Abbildungen}%
6124 \def\plttitle{Tabellen}%

```

```

6125 %%
6126 \def\mtctitle{Inhalt}%
6127 \def\mlftitle{Abbildungen}%
6128 \def\mltttitle{Tabellenverzeichnis}%
6129 %%
6130 \def\stctitle{Inhalt}%
6131 \def\slftitle{Abbildungen}%
6132 \def\slttitle{Tabellen}%
6133 </germanb2>

```

## 13.68 “Greek” language: greek.mld

The titles for the “greek” language (modern greek) are taken from the greek.dtx file in the babel package [38, 39, 80]. Greek fonts are required.

```

6134 <*greek>
6135 \ProvidesFile{greek.mld}[2006/01/13]
6136 %% Greek titles for minitoc.sty
6137 %% from greek.dtx (babel)
6138 %% Syropoulos, Apostolos
6139 %% Needs greek fonts.
6140 \def\ptctitle{Perieq'omena}%
6141 \def\plftitle{Kat'alogoc Sqhm'atwn}%
6142 \def\pltttitle{Kat'alogoc Pin'akwn}%
6143 %%
6144 \def\mtctitle{Perieq'omena}%
6145 \def\mlftitle{Kat'alogoc Sqhm'atwn}%
6146 \def\mltttitle{Kat'alogoc Pin'akwn}%
6147 %%
6148 \def\stctitle{Perieq'omena}%
6149 \def\slftitle{Kat'alogoc Sqhm'atwn}%
6150 \def\slttitle{Kat'alogoc Pin'akwn}%
6151 </greek>

```

## 13.69 “Greek-mono” language: greek-mono.mld

The titles for the “greek-mono” language<sup>27</sup> are taken from the ANTOMEGA project [150]:

```

6152 <*greek – mono>
6153 \ProvidesFile{greek-mono.mld}[2005/02/08]
6154 %% from omega-greek.ldf (Antomega project)
6155 %% Needs Omega
6156 %% Alexej M. Kryokov
6157 %% Dmitry Ivanov

```

---

<sup>27</sup>Monotonic greek, from a recent (1982) but strongly contested – and contestable – reform of the greek language.

```

6158 %%
6159 \def\ptctitle{\localgreek%
6160 {^03a0^03b5^03c1^03b9^03b5^03c7^03cc^03bc%
6161 ^03b5^03bd^03b1}}%
6162 \def\plftitle{\localgreek%
6163 {^039a^03b1^03c4^03ac^03bb^03bf^03b3^03bf%
6164 ^03c2 ^03c3^03c7^03b7^03bc^03ac^03c4^03c9%
6165 ^03bd}}%
6166 \def\plftitle{\localgreek%
6167 {^039a^03b1^03c4^03ac^03bb^03bf^03b3^03bf%
6168 ^03c2 ^03c0^03b9^03bd^03ac^03ba^03c9^03bd}}%
6169 %%
6170 \def\mtctitle{\localgreek%
6171 {^03a0^03b5^03c1^03b9^03b5^03c7^03cc^03bc%
6172 ^03b5^03bd^03b1}}%
6173 \def\mlftitle{\localgreek%
6174 {^039a^03b1^03c4^03ac^03bb^03bf^03b3^03bf%
6175 ^03c2 ^03c3^03c7^03b7^03bc^03ac^03c4^03c9%
6176 ^03bd}}%
6177 \def\mlftitle{\localgreek%
6178 {^039a^03b1^03c4^03ac^03bb^03bf^03b3^03bf%
6179 ^03c2 ^03c0^03b9^03bd^03ac^03ba^03c9^03bd}}%
6180 %%
6181 \def\stctitle{\localgreek%
6182 {^03a0^03b5^03c1^03b9^03b5^03c7^03cc^03bc%
6183 ^03b5^03bd^03b1}}%
6184 \def\slftitle{\localgreek%
6185 {^039a^03b1^03c4^03ac^03bb^03bf^03b3^03bf%
6186 ^03c2 ^03c3^03c7^03b7^03bc^03ac^03c4^03c9%
6187 ^03bd}}%
6188 \def\slftitle{\localgreek%
6189 {^039a^03b1^03c4^03ac^03bb^03bf^03b3^03bf%
6190 ^03c2 ^03c0^03b9^03bd^03ac^03ba^03c9^03bd}}%
6191 </greek – mono>

```

## 13.70 “Greek-polydemo” language: greek-polydemo.mld

The titles for the “greek-polydemo” language<sup>28</sup> are taken from the ANTOMEGA project [150]:

```

6192 < *greek – polydemo>
6193 \ProvidesFile{greek-polydemo.mld}[2005/02/08]
6194 %% from omega-greek.ldf (Antomega project)
6195 %% Needs Omega
6196 %% Alexej M. Kryokov
6197 %% Dmitry Ivanov
6198 %%
6199 \def\ptctitle{\localgreek%
6200 {^03a0^03b5^03c1^03b9^03b5^03c7^03cc^03bc%

```

<sup>28</sup> Polytonic demotic (popular) greek, for classical greek.

```

6201 ^^^^03b5^^^^03bd^^^^03b1}}%
6202 \def\plftitle{\localgreek%
6203 {^^^^039a^^^^03b1^^^^03c4^^^^1f71^^^^03bb^^^^03bf^^^^03b3^^^^03bf%
6204 ^^^^03c2 ^^^^03c3^^^^03c7^^^^03b7^^^^03bc^^^^1f71^^^^03c4^^^^03c9%
6205 ^^^^03bd}}}%
6206 \def\pltttitle{\localgreek%
6207 {^^^^039a^^^^03b1^^^^03c4^^^^1f71^^^^03bb^^^^03bf^^^^03b3^^^^03bf%
6208 ^^^^03c2 ^^^^03c0^^^^03b9^^^^03bd^^^^1f71^^^^03ba^^^^03c9^^^^03bd}}}%
6209 %%
6210 \def\mtctitle{\localgreek%
6211 {^^^^03a0^^^^03b5^^^^03c1^^^^03b9^^^^03b5^^^^03c7^^^^1f79^^^^03bc%
6212 ^^^^03b5^^^^03bd^^^^03b1}}}%
6213 \def\mlftitle{\localgreek%
6214 {^^^^039a^^^^03b1^^^^03c4^^^^1f71^^^^03bb^^^^03bf^^^^03b3^^^^03bf%
6215 ^^^^03c2 ^^^^03c3^^^^03c7^^^^03b7^^^^03bc^^^^1f71^^^^03c4^^^^03c9%
6216 ^^^^03bd}}}%
6217 \def\mltttitle{\localgreek%
6218 {^^^^039a^^^^03b1^^^^03c4^^^^1f71^^^^03bb^^^^03bf^^^^03b3^^^^03bf%
6219 ^^^^03c2 ^^^^03c0^^^^03b9^^^^03bd^^^^1f71^^^^03ba^^^^03c9^^^^03bd}}}%
6220 %%
6221 \def\stctitle{\localgreek%
6222 {^^^^03a0^^^^03b5^^^^03c1^^^^03b9^^^^03b5^^^^03c7^^^^1f79^^^^03bc%
6223 ^^^^03b5^^^^03bd^^^^03b1}}}%
6224 \def\slftitle{\localgreek%
6225 {^^^^039a^^^^03b1^^^^03c4^^^^1f71^^^^03bb^^^^03bf^^^^03b3^^^^03bf%
6226 ^^^^03c2 ^^^^03c3^^^^03c7^^^^03b7^^^^03bc^^^^1f71^^^^03c4^^^^03c9%
6227 ^^^^03bd}}}%
6228 \def\sltttitle{\localgreek%
6229 {^^^^039a^^^^03b1^^^^03c4^^^^1f71^^^^03bb^^^^03bf^^^^03b3^^^^03bf%
6230 ^^^^03c2 ^^^^03c0^^^^03b9^^^^03bd^^^^1f71^^^^03ba^^^^03c9^^^^03bd}}}%
6231 </greek – polydemo>

```

### 13.71 “Greek-polykatha” language: greek-polykatha.mld

The titles for the “greek-polykatha” language<sup>29</sup> are taken from the ANTOMEGA project [150]:

```

6232 <*greek – polykatha>
6233 \ProvidesFile{greek-polykatha.mld}[2005/02/08]
6234 %% from omega-greek.ldf (Antomega project)
6235 %% Needs Omega
6236 %% Alexej M. Kryokov
6237 %% Dmitry Ivanov
6238 %%
6239 \def\ptctitle{\localgreek%
6240 {^^^^03a0^^^^03b5^^^^03c1^^^^03b9^^^^03b5^^^^03c7^^^^1f79^^^^03bc%

```

<sup>29</sup>Polytonic greek, « kathaverousa » (purified) style, a form of the Greek language created during the early XIX-th century by Adamantios KORAI, to purify the language from the Byzantine and non-greek vocabulary. It has now been obsoleted by the demotic (popular) greek, but it has left a very noticeable trace in the modern Greek language.

```

6241 ^^^^03b5^^^^03bd^^^^03b1}}}%
6242 \def\plftitle{\localgreek%
6243 {^^^^039a^^^^03b1^^^^03c4^^^^1f71^^^^03bb^^^^03bf^^^^03b3^^^^03bf%
6244 ^^^^03c2 ^^^^03c3^^^^03c7^^^^03b7^^^^03bc^^^^1f71^^^^03c4^^^^03c9%
6245 ^^^^03bd}}}%
6246 \def\plttitle{\localgreek%
6247 {^^^^039a^^^^03b1^^^^03c4^^^^1f71^^^^03bb^^^^03bf^^^^03b3^^^^03bf%
6248 ^^^^03c2 ^^^^03c0^^^^03b9^^^^03bd^^^^1f71^^^^03ba^^^^03c9^^^^03bd}}}%
6249 %%
6250 \def\mtctitle{\localgreek%
6251 {^^^^03a0^^^^03b5^^^^03c1^^^^03b9^^^^03b5^^^^03c7^^^^1f79^^^^03bc%
6252 ^^^^03b5^^^^03bd^^^^03b1}}}%
6253 \def\mlftitle{\localgreek%
6254 {^^^^039a^^^^03b1^^^^03c4^^^^1f71^^^^03bb^^^^03bf^^^^03b3^^^^03bf%
6255 ^^^^03c2 ^^^^03c3^^^^03c7^^^^03b7^^^^03bc^^^^1f71^^^^03c4^^^^03c9%
6256 ^^^^03bd}}}%
6257 \def\mlttitle{\localgreek%
6258 {^^^^039a^^^^03b1^^^^03c4^^^^1f71^^^^03bb^^^^03bf^^^^03b3^^^^03bf%
6259 ^^^^03c2 ^^^^03c0^^^^03b9^^^^03bd^^^^1f71^^^^03ba^^^^03c9^^^^03bd}}}%
6260 %%
6261 \def\stctitle{\localgreek%
6262 {^^^^03a0^^^^03b5^^^^03c1^^^^03b9^^^^03b5^^^^03c7^^^^1f79^^^^03bc%
6263 ^^^^03b5^^^^03bd^^^^03b1}}}%
6264 \def\slftitle{\localgreek%
6265 {^^^^039a^^^^03b1^^^^03c4^^^^1f71^^^^03bb^^^^03bf^^^^03b3^^^^03bf%
6266 ^^^^03c2 ^^^^03c3^^^^03c7^^^^03b7^^^^03bc^^^^1f71^^^^03c4^^^^03c9%
6267 ^^^^03bd}}}%
6268 \def\slttitle{\localgreek%
6269 {^^^^039a^^^^03b1^^^^03c4^^^^1f71^^^^03bb^^^^03bf^^^^03b3^^^^03bf%
6270 ^^^^03c2 ^^^^03c0^^^^03b9^^^^03bd^^^^1f71^^^^03ba^^^^03c9^^^^03bd}}}%
6271 </greek – polykatha>

```

## 13.72 “Guarani” language: guarani.mld

The “guarani” language is the main language spoken in Paraguay. Very often, a mixture of Guarani and Spanish, known as Jopara, is spoken. The titles are taken from the `guarani.ldf` file by Javier Bezos [32]. A special input encoding (`win-gn.def`) is needed. These files are available on the CTAN archives.

```

6272 <*guarani>
6273 \ProvidesFile{guarani.mld}[2005/08/26]
6274 %% Guarani titles for minitoc.sty
6275 %% from guarani.ldf by Javier Bezos.
6276 %% Input encoding win-gn.def is needed.
6277 %%
6278 \def\ptctitle{\'Indice general}%
6279 \def\plftitle{\'Indice de figuras}%
6280 \def\plttitle{\'Indice de cuadros}%
6281 %%
6282 \def\mtctitle{\'Indice general}%

```

```

6283 \def\mlftitle{\'Indice de figuras}%
6284 \def\mltttitle{\'Indice de cuadros}%
6285 %%
6286 \def\stctitle{\'Indice general}%
6287 \def\slftitle{\'Indice de figuras}%
6288 \def\slttitle{\'Indice de cuadros}%
6289 </guarani>

```

### 13.73 “Hangul1” language: hangul1.mld and hangul1.mlo

The Korean language was originally written using the Chinese characters; it is now mainly written in Hang l, the Korean writing system, optionally incorporating Hanja to write Sino-Korean words [241]. See [124, page 150] and [204].

The titles for the “hangul1” language (korean in hangûl script, first variant) are taken from the file hangul.cap of the CJK system [167, 168]. Special fonts are needed, of course. See also sections 13.74, 13.75 on the following page, 13.76 on page 472, 13.77 on page 472, 13.78 on page 473, 13.79 on page 473, and 13.80 on page 474.

The titles for the “hangul1” language contain characters that cannot be easily generated, hence we load hangul1.mlo.

```

6290 < *hangul1>
6291 \ProvidesFile{hangul1.mld}[2005/01/28]
6292 %% From the file hangul.cap of the CJK package
6293 %% for using Asian logographs (Chinese/Japanese/Korean) with LaTeX2e
6294 %% created by Werner Lemberg <wl@gnu.org>
6295 %%
6296 %% Version 4.5.2 (28-Mar-2003)
6297 %% Hangul captions
6298 %% character set: KS X 1001:1992 (=KS C 5601-1992), encoding: EUC (=Wansung)
6299 %%
6300 \mtcloadmlo{hangul1}%
6301 </hangul1>

```

### 13.74 “Hangul2” language: hangul2.mld and hangul2.mlo

The titles for the “hangul2” language (korean in hangûl script, second variant) are taken from the file hangul.cpx of the CJK system [167, 168]. Special fonts are needed, of course. See also sections 13.73, 13.75 on the next page, 13.76 on page 472, 13.77 on page 472, 13.78 on page 473, 13.79 on page 473, and 13.80 on page 474.

The titles for the “hangul2” language contain characters that cannot be easily generated, hence we load `hangul2.mlo`.

```

6302 <*hangul2>
6303 \ProvidesFile{hangul2.mld}[2005/01/28]
6304 %% From the file hangul.cpx of the CJK package
6305 %% for using Asian logographs (Chinese/Japanese/Korean) with LaTeX2e
6306 %% created by Werner Lemberg <wl@gnu.org>
6307 %%
6308 %% Version 4.5.2 (28-Mar-2003)
6309 %% Hangul captions
6310 %% character set: KS X 1001:1992 (=KS C 5601-1992),
6311 %% encoding: EUC (=Wansung), preprocessed
6312 %%
6313 \mtcloadmlo{hangul2}%
6314 </hangul2>

```

### 13.75 “Hangul3” language: `hangul3.mld` and `hangul3.mlo`

The titles for the “hangul3” language (korean in hangûl script, third variant) are taken from the file `hangul2.cap` of the CJK system [167, 168]. Special fonts are needed, of course. See also sections 13.73 on the page before, 13.74 on the preceding page, 13.76 on the next page, 13.77 on the following page, 13.78 on page 473, 13.79 on page 473, and 13.80 on page 474.

The titles for the “hangul3” language contain characters that cannot be easily generated, hence we load `hangul3.mlo`.

```

6315 <*hangul3>
6316 \ProvidesFile{hangul3.mld}[2005/01/28]
6317 %% From the file hangul2.cap of the CJK package
6318 %% for using Asian logographs (Chinese/Japanese/Korean) with LaTeX2e
6319 %% created by Werner Lemberg <wl@gnu.org>
6320 %%
6321 %% Version 4.5.2 (28-Mar-2003)
6322 %% Hangul captions set 2
6323 %% character set: KS X 1001:1992 (=KS C 5601-1992), encoding: EUC (=Wansung)
6324 %%
6325 \mtcloadmlo{hangul3}%
6326 </hangul3>

```

### 13.76 “Hangul4” language: hangul4.mld and hangul4.mlo

The titles for the “hangul4” language (korean in hangûl script, fourth variant) are taken from the file hangul2.cpx of the CJK system [167, 168]. Special fonts are needed, of course. See also sections 13.73 on page 470, 13.74 on page 470, 13.75 on the preceding page, 13.77, 13.78 on the following page, 13.79 on the next page, and 13.80 on page 474.

The titles for the “hangul4” language contain characters that cannot be easily generated, hence we load hangul4.mlo.

```

6327 <(*hangul4)
6328 \ProvidesFile{hangul4.mld}[2005/01/28]
6329 %% From the file hangul2.cpx of the CJK package
6330 %% for using Asian logographs (Chinese/Japanese/Korean) with LaTeX2e
6331 %% created by Werner Lemberg <wl@gnu.org>
6332 %%
6333 %% Version 4.5.2 (28-Mar-2003)
6334 %% Hangul captions set 2, character set: KS X 1001:1992 (=KS C 5601-1992),
6335 %% encoding: EUC (=Wansung), preprocessed
6336 %%
6337 \mtcloadmlo{hangul4}%
6338 </hangul4>

```

### 13.77 “Hangul-u8” language: hangul-u8.mld and hangul-u8.mlo

The titles for the “hangul-u8” language (korean in hangûl script, for Lambda  $\Lambda$ ) are taken from the file u8hangul.tex of the HLaTeX system [146, in korean] by KOAUNghi Un. Special fonts are needed, of course. Input encoding is UTF-8. See also sections 13.73 on page 470, 13.74 on page 470, 13.75 on the page before, 13.76, 13.78 on the next page, 13.79 on the following page, and 13.80 on page 474. See [124, page 150] and [204].

The titles for the “hangul-u8” language contain characters that cannot be easily generated, hence we load hangul-u8.mlo.

```

6339 <(*hangul - u8)
6340 \ProvidesFile{hangul-u8.mld}[2006/02/21]
6341 %% From the file u8hangul.tex of the HLaTeX package
6342 %% by Koaunghi Un (koaunghi@kornet.net)
6343 %%
6344 %% Hangul captions for Lambda
6345 %%
6346 \mtcloadmlo{hangul-u8}%
6347 </hangul - u8>

```



## 13.78 “Hanja1” language: hanja1.mld and hanja1.mlo

The titles for the “hanja1” language (korean in the old script hanja, first variant) are taken from the file hanja.cpx of the CJK system [167, 168]. Special fonts are needed, of course. See also sections 13.73 on page 470, 13.74 on page 470, 13.75 on page 471, 13.76 on the page before, 13.77 on the preceding page, 13.79, and 13.80 on the following page.

The titles for the “hanja1” language contain characters that cannot be easily generated, hence we load hanja1.mlo.

```

6348 (*hanja1)
6349 \ProvidesFile{hanja1.mld}[2005/01/28]
6350 %% From the file hanja.cpx of the CJK package
6351 %% for using Asian logographs (Chinese/Japanese/Korean) with LaTeX2e
6352 %% created by Werner Lemberg <wl@gnu.org>
6353 %%
6354 %% Version 4.5.2 (28-Mar-2003)
6355 %% Hanja captions, character set: KS X 1001:1992 (=KS C 5601-1992),
6356 %% encoding: EUC (=Wansung), preprocessed
6357 %%
6358 \mtcloadmlo{hanja1}%
6359 \end{document}

```

## 13.79 “Hanja2” language: hanja2.mld and hanja2.mlo

The titles for the “hanja2” language (Korean in the old script hanja, second variant) are taken from the file hanja.cap of the CJK system [167, 168]. Special fonts are needed, of course. See also sections 13.73 on page 470, 13.74 on page 470, 13.75 on page 471, 13.76 on the preceding page, 13.77 on the page before, 13.78, and 13.80 on the next page.

The titles for the “hanja2” language contain characters that cannot be easily generated, hence we load hanja2.mlo.

```

6360 (*hanja2)
6361 \ProvidesFile{hanja2.mld}[2005/01/28]
6362 %% From the file hanja.cap of the CJK package
6363 %% for using Asian logographs (Chinese/Japanese/Korean) with LaTeX2e
6364 %% created by Werner Lemberg <a7971428@unet.univie.ac.at>
6365 %%
6366 %% Version 4.1.3 (20-Jun-1997)
6367 %% Hanja captions, character set: KS X 1001:1992 (=KS C 5601-1992),
6368 %% encoding: EUC (=Wansung)
6369 %%
6370 \mtcloadmlo{hanja2}%
6371 \end{document}

```

## 13.80 “Hanja-u8” language: hanja-u8.mld and hanja-u8.mlo

The titles for the “hanja-u8” language (korean in hanja script, for Lambda  $\Lambda$ ) are taken from the file `u8hanja.tex` of the HLaTeX system [in korean][146] by KOAUNGHU Un. Special fonts are needed, of course. Input encoding is UTF-8. See also section 13.73 on page 470, 13.74 on page 470, 13.75 on page 471, 13.76 on page 472, 13.77 on page 472, 13.78 on the page before, and 13.79 on the preceding page. See [124, page 150] and [204].

The titles for the “hanja-u8” language contain characters that cannot be easily generated, hence we load `hanja-u8.mlo`.

```
6372 \*hanja-u8>
6373 \ProvidesFile{hanja-u8.mld}[2006/02/21]
6374 %% From the file hanja-u8.tex of the HLaTeX package
6375 %% by Koaunghi Un (koaunghi@kornet.net)
6376 %%
6377 %% Hanja captions for Lambda
6378 %%
6379 \mtcloadmlo{hanja-u8}%
6380 </hanja-u8>
```

## 13.81 “Hebrew” language: hebrew.mld

The titles for the “hebrew” language are taken from the ArabTeX package [154, 155], which should be used, with the associated fonts. See also section 13.82 on the next page.

```
6381 \*hebrew>
6382 \ProvidesFile{hebrew.mld}[2001/02/28]
6383 %% Hebrew titles for minitoc.sty
6384 %% Need hebrew fonts (see arabtex documentation)
6385 \def\ptctitle{\tav\vav\kaf\finalnun\
6386             \ayin\nun\yod\nun\yod\finalmem}%
6387 \def\plftitle{\resh\shin\yod\mem\tav\
6388             \alef\yod\vav\resh\yod\finalmem}%
6389 \def\plttitle{\resh\shin\yod\mem\tav\
6390             \tet\bet\lamed\alef\vav\tav}%
6391 %%
6392 \def\mtctitle{\tav\vav\kaf\finalnun\
6393             \ayin\nun\yod\nun\yod\finalmem}%
6394 \def\mlftitle{\resh\shin\yod\mem\tav\
6395             \alef\yod\vav\resh\yod\finalmem}%
6396 \def\mlttitle{\resh\shin\yod\mem\tav\
6397             \tet\bet\lamed\alef\vav\tav}%
6398 %%
6399 \def\stctitle{\tav\vav\kaf\finalnun\
6400             \ayin\nun\yod\nun\yod\finalmem}%

```

```

6401 \def\slfttitle{\resh\shin\yod\mem\tav\
6402           \alef\yod\vav\resh\yod\finalmem}%
6403 \def\slttitle{\resh\shin\yod\mem\tav\
6404           \tet\bet\lamed\alef\vav\tav}%
6405 \end{hebrew}

```

## 13.82 “Hebrew2” language: hebrew2.mld

The titles for the “hebrew2” language are taken from the file `hebrew.dtx` (by Boris Lavva) in the Babel package [38, 39, 68], which should be used, with the associated fonts and encodings. See also section 13.81 on the preceding page.

```

6406 \begin{hebrew2}
6407 \ProvidesFile{hebrew2.mld}[2006/01/11]
6408 %% From hebrew.dtx in the Babel package.
6409 %% Boris Lavva (lavva@tx.technion.ac.il)
6410 %% Need hebrew fonts.
6411 \def\ptctitle{\@ensure@R{%
6412   \hebtav\hebvav\hebkaf\hebfinalnun\ %
6413   \hebayin\hebnun\hebyod\hebyod\hebnun\hebyod\hebfinalmem}}%
6414 \def\plfttitle{\@ensure@R{%
6415   \hebreash\hebshin\hebyod\hebmam\hebtav\ %
6416   \hebalef\hebyod\hebvav\hebreash\hebyod\hebfinalmem}}%
6417 \def\pltttitle{\@ensure@R{%
6418   \hebreash\hebshin\hebyod\hebmam\hebtav\
6419   \hebtet\hebbet\heblamed\hebalef\hebvav\hebtav}}%
6420 %%
6421 \def\mtctitle{\@ensure@R{%
6422   \hebtav\hebvav\hebkaf\hebfinalnun\ %
6423   \hebayin\hebnun\hebyod\hebyod\hebnun\hebyod\hebfinalmem}}%
6424 \def\mlfttitle{\@ensure@R{%
6425   \hebreash\hebshin\hebyod\hebmam\hebtav\ %
6426   \hebalef\hebyod\hebvav\hebreash\hebyod\hebfinalmem}}%
6427 \def\mltttitle{\@ensure@R{%
6428   \hebreash\hebshin\hebyod\hebmam\hebtav\
6429   \hebtet\hebbet\heblamed\hebalef\hebvav\hebtav}}%
6430 %%
6431 \def\stctitle{\@ensure@R{%
6432   \hebtav\hebvav\hebkaf\hebfinalnun\ %
6433   \hebayin\hebnun\hebyod\hebyod\hebnun\hebyod\hebfinalmem}}%
6434 \def\slfttitle{\@ensure@R{%
6435   \hebreash\hebshin\hebyod\hebmam\hebtav\ %
6436   \hebalef\hebyod\hebvav\hebreash\hebyod\hebfinalmem}}%
6437 \def\slttitle{\@ensure@R{%
6438   \hebreash\hebshin\hebyod\hebmam\hebtav\
6439   \hebtet\hebbet\heblamed\hebalef\hebvav\hebtav}}%
6440 \end{hebrew2}

```

### 13.83 “Hindi” language: hindi.mld

The “hindi” language is just like “devanagari”, so we just load devanagari.mld (see section 13.41 on page 452):

```
6441 ⟨*hindi⟩
6442 \ProvidesFile{hindi.mld}[2006/08/24]
6443 \mtcselectlanguage{devanagari}%
6444 ⟨/hindi⟩
```

### 13.84 “Hindi-modern” language: hindi-modern.mld

The titles for the “hindi-modern” language are taken from the captions.dn file in the Devanāgarī package [203] after conversion. See also section 13.41 on page 452. Specific fonts are required. The home page of the package is <http://devnag.ramovar.org>.

```
6445 ⟨*hindi – modern⟩
6446 \ProvidesFile{hindi-modern.mld}[2006/08/29]
6447 %% Hindi modern titles for minitoc.sty
6448 %% from captions.dn in ‘‘Devanagari for TeX’’ by
6449 %% Pandey, Anshuman
6450 %% Radhakrishnan, CV
6451 %% Wagner, Zden\v{e}k
6452 %% Smith, John
6453 %% Carmody, Kevin
6454 %% Mahoney, Richard
6455 %% Wujastyk, Dominik
6456 \def\ptctitle{{\dn Evqy{\rs -\re}\8{s}cF}}%
6457 \def\plftitle{{\dn Ec/o{\qva} kF \8{s}cF}}%
6458 \def\pltttitle{{\dn tAElkAao\2 kF \8{s}cF}}%
6459 %%
6460 \def\mtctitle{{\dn Evqy{\rs -\re}\8{s}cF}}%
6461 \def\mlftitle{{\dn Ec/o{\qva} kF \8{s}cF}}%
6462 \def\mltttitle{{\dn tAElkAao\2 kF \8{s}cF}}%
6463 %%
6464 \def\stctitle{{\dn Evqy{\rs -\re}\8{s}cF}}%
6465 \def\slftitle{{\dn Ec/o{\qva} kF \8{s}cF}}%
6466 \def\slttitle{{\dn tAElkAao\2 kF \8{s}cF}}%
6467 ⟨/hindi – modern⟩
```

### 13.85 “Hungarian” language: hungarian.mld

The “hungarian” language is a synonym of the “magyar” language, so we load magyar.mld. See section 13.108 on page 487.

```

6468 <(*hungarian)
6469 \ProvidesFile{hungarian.mld}[2004/12/14]
6470 \mtcselectlanguage{magyar}%
6471 </hungarian>

```

### 13.86 “Icelandic” language: icelandic.mld

The titles for the “icelandic” language are taken from the `icelandic.dtx` file in the `babel` package [38, 39, 46]:

```

6472 <(*icelandic)
6473 \ProvidesFile{icelandic.mld}[2006/01/13]
6474 %% Icelandic titles for minitoc.sty
6475 %% from icelandic.dtx (babel)
6476 %% Árnason, Einar
6477 %% need inputenc with 8-bits encoding
6478 \def\ptctitle{Efnisyfirlit}%
6479 \def\plftitle{Myndaskrá}%
6480 \def\plttitle{Töfluskrá}%
6481 %%
6482 \def\mtctitle{Efnisyfirlit}%
6483 \def\mlftitle{Myndaskrá}%
6484 \def\mlttitle{Töfluskrá}%
6485 %%
6486 \def\stctitle{Efnisyfirlit}%
6487 \def\slftitle{Myndaskrá}%
6488 \def\slttitle{Töfluskrá}%
6489 </icelandic>

```

### 13.87 “Indon” language: indon.mld

The “indon” language is just like “bahasai”, so we just load `bahasai.mld` (see section 13.15 on page 440):

```

6490 <(*indon)
6491 \ProvidesFile{indon.mld}[2006/01/13]
6492 \mtcselectlanguage{bahasai}%
6493 </indon>

```

### 13.88 “Indonesian” language: indonesian.mld

The “indonesian” language is just like “bahasai”, so we just load `bahasai.mld` (see section 13.15 on page 440):

```

6494 <*indonesian>
6495 \ProvidesFile{indonesian.mld}[2006/01/13]
6496 \mtcselectlanguage{bahasai}%
6497 </indonesian>

```

### 13.89 “Interlingua” language: `interlingua.mld`

The titles for the “interlingua” language are taken from the `interlingua.dtx` file in the `babel` package [38, 39, 63]. Interlingua is an auxiliary language, built from the common vocabulary of Spanish/Portuguese, English, Italian and French, with some normalisation of spelling. The grammar is very easy, more similar to English’s than to neolatin languages. The site <http://www.interlingua.com> is mostly written in interlingua (as is <http://interlingua.altervista.org>), in case you want to read some sample of it. You can have a look at the grammar at <http://www.geocities.com/linguablau>

```

6498 <*interlingua>
6499 \ProvidesFile{interlingua.mld}[2006/01/13]
6500 %% Interlingua titles for minitoc.sty
6501 %% from interlingua.dtx (babel)
6502 %% Kleiweg, Peter
6503 \def\ptctitle{Contento}%
6504 \def\plftitle{Lista de Figuras}%
6505 \def\pltttitle{Lista de Tabellas}%
6506 %%
6507 \def\mtctitle{Contento}%
6508 \def\mlftitle{Figuras}%
6509 \def\mltttitle{Tabellas}%
6510 %%
6511 \def\stctitle{Contento}%
6512 \def\slftitle{Figuras}%
6513 \def\sltttitle{Tabellas}%
6514 </interlingua>

```

### 13.90 “Irish” language: `irish.mld`

The titles for the “irish” language are taken from the `irish.dtx` file in the `babel` package [38, 39, 42]:

```

6515 <*irish>
6516 \ProvidesFile{irish.mld}[2006/02/28]
6517 %% Irish titles for minitoc.sty
6518 %% from irish.dtx (babel)
6519 %% Braams, Johannes and Gunn, Marion and Grant, Fraser
6520 \def\ptctitle{Cl\'ar \'Abhair}%
6521 \def\plftitle{L\'ear\'aid\'{\i}}%

```

```

6522 \def\pltttitle{T\'abla\'\{i}}%
6523 %%
6524 \def\mtctitle{Cl\'ar \'Abhair}%
6525 \def\mlfttitle{L\'ear\'aid\'\{i}}%
6526 \def\mltttitle{T\'abla\'\{i}}%
6527 %%
6528 \def\stctitle{Cl\'ar \'Abhair}%
6529 \def\slfttitle{L\'ear\'aid\'\{i}}%
6530 \def\slttitle{T\'abla\'\{i}}%
6531 </irish>

```

### 13.91 “Italian” language: `italian.mld`

The titles for the “italian” language are taken from the file `italian.dtx` in the `babel` package [38, 39, 55]. See also section 13.92.

```

6532 <*italian>
6533 \ProvidesFile{italian.mld}[2006/01/13]
6534 %% Italian titles for minitoc.sty
6535 %% from italian.dtx (babel)
6536 %% Maurizio Codogno, (mau@beatles.cselt.stet.it)
6537 %% and Claudio Beccari, (beccari@polito.it)
6538 \def\ptctitle{Indice}%
6539 \def\plfttitle{Elenco delle figure}%
6540 \def\pltttitle{Elenco delle tabelle}%
6541 %%
6542 \def\mtctitle{Indice}%
6543 \def\mlfttitle{Elenco delle figure}%
6544 \def\mltttitle{Elenco delle tabelle}%
6545 %%
6546 \def\stctitle{Indice}%
6547 \def\slfttitle{Elenco delle figure}%
6548 \def\slttitle{Elenco delle tabelle}%
6549 </italian>

```

### 13.92 “Italian2” language: `italian2.mld`

The titles for the “italian2” language are the same as for the “italian” language, except at the part level (“Contenuto”). See also section 13.91.

```

6550 <*italian2>
6551 \ProvidesFile{italian2.mld}[2006/01/13]
6552 %% Italian titles for minitoc.sty. Variant.
6553 %% from italian.dtx (babel)
6554 %% Maurizio Codogno, (mau@beatles.cselt.stet.it)
6555 %% and Claudio Beccari, (beccari@polito.it)

```

```

6556 \def\ptctitle{Contenuto}%
6557 \def\plftitle{Elenco delle figure}%
6558 \def\plttitle{Elenco delle tabelle}%
6559 %%
6560 \def\mtctitle{Contenuto}%
6561 \def\mlftitle{Elenco delle figure}%
6562 \def\mlttitle{Elenco delle tabelle}%
6563 %%
6564 \def\stctitle{Contenuto}%
6565 \def\slftitle{Elenco delle figure}%
6566 \def\slttitle{Elenco delle tabelle}%
6567 </italian2>

```

### 13.93 “Japanese” language: `japanese.mld` and `japanese.mlo`

They are several variants for the `japanese` titles. The titles for a first variant of the “japanese” language have been found (by a Google search) on the Web site of Professor Toshiki KUMAZAWA<sup>30</sup>. See also sections 13.94, 13.95 on the next page, 13.96 on the following page, 13.97 on page 482, and 13.98 on page 482. The titles for the “japanese” language contain characters that cannot be easily generated, hence we load `japanese.mlo`.

```

6568 < *japanese>
6569 \ProvidesFile{japanese.mld}[2006/01/13]
6570 %% Japanese titles for minitoc.sty
6571 %% Needs japanese fonts (CJK) and special input encoding.
6572 %% From Kumazawa Toshiki
6573 %% kumazawa@biwako.shiga-u.ac.jp
6574 %% http://www.biwako.shiga-u.ac.jp/sensei/kumazawa/tex/minitoc.html
6575 \mtcloadmlo{japanese}%
6576 </japanese>

```

### 13.94 “Japanese2” language: `japanese2.mld` and `japanese2.mlo`

The titles for the “japanese2” language (japanese, second variant) are taken from file JIS.cap of the CJK system [167, 168]. Special fonts are needed, of course. See also sections 13.93, 13.95 on the following page, 13.96 on the next page, 13.97 on page 482, and 13.98 on page 482. The titles for the “japanese2” language contain characters that cannot be easily generated, hence we load `japanese2.mlo`.

---

<sup>30</sup> <http://www.biwako.shiga-u.ac.jp/sensei/kumazawa/tex/minitoc.html>



```

6577 <*japanese2>
6578 \ProvidesFile{japanese2.mld}[2006/01/13]
6579 %% From the file JIS.cap of the CJK package
6580 %% for using Asian logographs (Chinese/Japanese/Korean) with LaTeX2e
6581 %% created by Werner Lemberg <wl@gnu.org>
6582 %%
6583 %% Version 4.5.2 (28-Mar-2003)
6584 %% Japanese captions, character set: JIS X 0208:1997 (or JIS X 0208-1990),
6585 %% encoding: EUC
6586 %%
6587 \mtcloadmlo{japanese2}%
6588 </japanese2>

```

### 13.95 “Japanese3” language: `japanese3.mld` and `japanese3.mlo`

The titles for the “japanese3” language (japanese, third variant) are taken from file `JIS.cpx` of the CJK system [167, 168]. Special fonts are needed, of course. See also sections 13.93 on the preceding page, 13.94 on the page before, 13.96, 13.97 on the next page, and 13.98 on the following page. The titles for the “japanese3” language contain characters that cannot be easily generated, hence we load `japanese3.mlo`.

```

6589 <*japanese3>
6590 \ProvidesFile{japanese3.mld}[2006/01/13]
6591 %% From the file JIS.cpx of the CJK package
6592 %% for using Asian logographs (Chinese/Japanese/Korean) with LaTeX2e
6593 %% created by Werner Lemberg <wl@gnu.org>
6594 %%
6595 %% Version 4.5.2 (28-Mar-2003)
6596 %% Japanese captions, character set: JIS X 0208:1997 (or JIS X 0208-1990)
6597 %% encoding: EUC, preprocessed
6598 %%
6599 \mtcloadmlo{japanese3}%
6600 </japanese3>

```

### 13.96 “Japanese4” language: `japanese4.mld` and `japanese4.mlo`

The titles for the “japanese4” language (japanese, fourth version) are taken from file `SJIS.cap` of the CJK system [167, 168]. Special fonts are needed, of course. See also sections 13.93 on the page before, 13.94 on the preceding page, 13.95, 13.97 on the following page, and 13.97 on the next page. The titles for the “japanese4” language contain characters that cannot be easily generated, hence we load `japanese4.mlo`.

```

6601 <*japanese4>
6602 \ProvidesFile{japanese4.mld}[2006/01/13]
6603 %% From the file SJIS.cap of the CJK package
6604 %% for using Asian logographs (Chinese/Japanese/Korean) with LaTeX2e
6605 %% created by Werner Lemberg <wl@gnu.org>
6606 %%
6607 %% Version 4.5.2 (28-Mar-2003)
6608 %% Japanese captions
6609 %% character set: JIS X 0208:1997 (or JIS X 0208-1990), encoding: SJIS
6610 %%
6611 \mtcloadmlo{japanese4}%
6612 </japanese4>

```

### 13.97 “Japanese5” language: `japanese5.mld` and `japanese5.mlo`

The titles for the “japanese5” (japanese, fifth variant) language are taken from file `SJIS.cpx` of the CJK system [167, 168]. Special fonts are needed, of course. See also sections 13.93 on page 480, 13.94 on page 480, 13.95 on the preceding page, 13.96 on the page before, and 13.98. The titles for the “japanese5” language contain characters that cannot be easily generated, hence we load `japanese5.mlo`.

```

6613 <*japanese5>
6614 \ProvidesFile{japanese5.mld}[2006/01/13]
6615 %% From the file SJIS.cpx of the CJK package
6616 %% for using Asian logographs (Chinese/Japanese/Korean) with LaTeX2e
6617 %% created by Werner Lemberg <wl@gnu.org>
6618 %%
6619 %% Version 4.5.2 (28-Mar-2003)
6620 %% Japanese captions
6621 %% character set: JIS X 0208:1997 (or JIS X 0208-1990),
6622 %% encoding: SJIS, preprocessed
6623 %%
6624 \mtcloadmlo{japanese5}%
6625 </japanese5>

```

### 13.98 “Japanese6” language: `japanese6.mld` and `japanese6.mlo`

The titles for a sixth variant of the “japanese” language have been found (by a Google search) on the Web site of Professor Toshiaki KUMAZAWA<sup>31</sup>. See also sections 13.93 on page 480, 13.94 on page 480, 13.95 on the page before, 13.96 on the preceding page,

---

<sup>31</sup> <http://www.biwako.shiga-u.ac.jp/sensei/kumazawa/tex/minitoc.html>

and 13.97 on the page before. The titles for the “japanese6” language contain characters that cannot be easily generated, hence we load `japanese6.mlo`.

```

6626 <*japanese6>
6627 \ProvidesFile{japanese6.mld}[2006/10/31]
6628 %% Japanese6 titles for minitoc.sty
6629 %% Needs japanese fonts (CJK) and special input encoding.
6630 %% From Kumazawa Toshiki
6631 %% kumazawa@biwako.shiga-u.ac.jp
6632 %% http://www.biwako.shiga-u.ac.jp/sensei/kumazawa/tex/minitoc.html
6633 \mtcloadmlo{japanese6}%
6634 </japanese6>

```

### 13.99 “Kannada” language: `kannada.mld`

The Kannada (or Kannara) is a dravidian language spoken in the Karnataka state of India. The titles are taken from the `kanlel.sty` package file from the KannadateX project<sup>32</sup> by C.S. YOGANANDA. Specific fonts are required.

```

6635 <*kannada>
6636 \ProvidesFile{kannada.mld}[2006/02/14]
6637 %% from kanlel.sty of KannadateX (C.S. Yogananda yoga@math.iisc.ernet.in)
6638 %%
6639 \def\ptctitle{pariviDi}
6640 \def\plftitle{citarxgaLa paTiTx}
6641 \def\plftitle{koVSaTxkagaLa paTiTx}
6642 %%
6643 \def\mtctitle{pariviDi}
6644 \def\mlftitle{citarxgaLa paTiTx}
6645 \def\mlftitle{koVSaTxkagaLa paTiTx}
6646 %%
6647 \def\stctitle{pariviDi}
6648 \def\slftitle{citarxgaLa paTiTx}
6649 \def\slftitle{koVSaTxkagaLa paTiTx}
6650 </kannada>

```

### 13.100 “Khalkha” language: `khalkha.mld`

“khalkha” is a synonym for “xalx”, so we just load `xalx.mld` (see sections 13.173 on page 519, 13.174 on page 520, and 13.175 on page 520):

```

6651 <*khalkha>
6652 \ProvidesFile{khalkha.mld}[2005/11/16]

```

---

<sup>32</sup> <http://Sarovar.org/projects/kannadateX>

```
6653 \mtcselectlanguage{xalx}%
6654 </khalkha>
```

### 13.101 “Latin” language: latin.mld

The titles for the “latin” language are taken from the `latin.dtx` file in the `babel` package [38, 39, 48]. See also section 13.102.

```
6655 <(*latin)
6656 \ProvidesFile{latin.mld}[2006/01/13]
6657 %% Latin titles for minitoc.sty
6658 %% from latin.dtx (babel)
6659 %% Beccari, Claudio
6660 \def\ptctitle{Index}%
6661 \def\plftitle{Conspectus descriptionum}%
6662 \def\plttitle{Conspectus tabularum}%
6663 %%
6664 \def\mtctitle{Index}%
6665 \def\mlftitle{Conspectus descriptionum}%
6666 \def\mlttitle{Conspectus tabularum}%
6667 %%
6668 \def\stctitle{Index}%
6669 \def\slftitle{Conspectus descriptionum}%
6670 \def\slttitle{Conspectus tabularum}%
6671 </latin>
```

### 13.102 “Latin2” language: latin2.mld

The titles for the “latin2” language (latin, abbreviated variant) are taken from the `latin.dtx` file in the `babel` package [38, 39, 48], but abbreviated. See also section 13.101.

```
6672 <(*latin2)
6673 \ProvidesFile{latin2.mld}[2006/01/13]
6674 %% Latin titles (shortened) for minitoc.sty
6675 %% from latin.dtx (babel)
6676 %% Beccari, Claudio
6677 \def\ptctitle{Index}%
6678 \def\plftitle{Conspectus descriptionum}%
6679 \def\plttitle{Conspectus tabularum}%
6680 %%
6681 \def\mtctitle{Index}%
6682 \def\mlftitle{Descriptiones}%
6683 \def\mlttitle{Tabulae}%
6684 %%
6685 \def\stctitle{Index}%
6686 \def\slftitle{Descriptiones}%
```

```
6687 \def\sltttitle{Tabulae}%
6688 </latin2>
```

### 13.103 “Latvian” language: latvian.mld

The titles for the “latvian” language<sup>33</sup> are taken from the ANTOMEGA project [150]. See also section 13.104:

```
6689 <(*latvian)
6690 \ProvidesFile{latvian.mld}[2005/02/08]
6691 %% from latvian.ldf (Antomega project)
6692 %% Needs Omega
6693 %% Alexej M. Kryokov
6694 %% Dmitry Ivanov
6695 %%
6696 \def\ptcttitle{\locallatvian{Saturdays}}%
6697 \def\plfttitle{\locallatvian{Att^{113}lu saraksts}}%
6698 \def\pltttitle{\locallatvian{Tabulu saraksts}}%
6699 %%
6700 \def\mtcttitle{\locallatvian{Saturdays}}%
6701 \def\mlfttitle{\locallatvian{Att^{113}lu saraksts}}%
6702 \def\mltttitle{\locallatvian{Tabulu saraksts}}%
6703 %%
6704 \def\stcttitle{\locallatvian{Saturdays}}%
6705 \def\slfttitle{\locallatvian{Att^{113}lu saraksts}}%
6706 \def\sltttitle{\locallatvian{Tabulu saraksts}}%
6707 </latvian>
```

### 13.104 “Letton” language: letton.mld

The “letton” language is a synonym for the “latvian” language, so we just load latvian.mld. See section 13.103.

```
6708 <(*letton)
6709 \ProvidesFile{letton.mld}[2005/02/08]
6710 \mtcselectlanguage{latvian}%
6711 </letton>
```

---

<sup>33</sup> “Latvian” is the original name for “letton”.

### 13.105 “Lithuanian” language: `lithuanian.mld`

The titles for the “lithuanian” language are taken from the `lithuanian.ldf` file<sup>34</sup> for the `babel` package [38, 39]:

```
6712 (*lithuanian)
6713 \ProvidesFile{lithuanian.mld}[2006/01/13]
6714 %% Lithuanian titles for minitoc.sty
6715 %% from lithuanian.ldf
6716 %% in http://www.vtex.lt/tex/download/texinput/babel/babel.zip
6717 %% Tolusis, Sigitas (sigitas@vtex.lt)
6718 \def\ptctitle{Turinys}%
6719 \def\plftitle{Paveiksl\protect\c u s\protect\c ara\protect\v sas}%
6720 \def\plttitle{Lentel\protect\es}%
6721 %%
6722 \def\mtctitle{Turinys}%
6723 \def\mlftitle{Paveiksl\protect\c u s\protect\c ara\protect\v sas}%
6724 \def\mlttitle{Lentel\protect\es}%
6725 %%
6726 \def\stctitle{Turinys}%
6727 \def\slftitle{Paveiksl\protect\c u s\protect\c ara\protect\v sas}%
6728 \def\slttitle{Lentel\protect\es}%
6729 (/lithuanian)
```

### 13.106 “Lowersorbian” language: `lowersorbian.mld`

The titles for the “lowersorbian” language<sup>35</sup> are taken from the `lsorbian.dtx` file in the `babel` package [38, 39, 81]. See also section 13.167 on page 517. A shorter language name is `lsorbian` (see section 13.107 on the following page).

```
6730 (*lowersorbian)
6731 \ProvidesFile{lowersorbian.mld}[2006/02/28]
6732 %% Lower sorbian titles for minitoc.sty
6733 %% from lsorbian.dtx (babel)
6734 %% Werner, Eduard
6735 \def\ptctitle{Wop\'simje\'se}%
6736 \def\plftitle{Zapis wobrazow}%
6737 \def\plttitle{Zapis tabulkow}%
6738 %%
6739 \def\mtctitle{Wop\'simje\'se}%
6740 \def\mlftitle{Zapis wobrazow}%
6741 \def\mlttitle{Zapis tabulkow}%
6742 %%
```

<sup>34</sup> Found in <http://www.vtex.lt/tex/download/texinput/babel/babel.zip>.

<sup>35</sup> Lower sorbian. Sorbian, or wendisch, is a member of the west slavic subgroup of indo-european languages spoken in Lower Lusatia in the german *länder* of Saxony and Brandenburg. The Sorbs are descendents of the Wends, the german name for the slavic tribes who occupied the area between the Elbe and Saale rivers in the west and the Odra (Oder) river in the east during the medieval period (vi-th century).

```

6743 \def\stctitle{Wop\'simje\'se}%
6744 \def\slftitle{Zapis wobrazow}%
6745 \def\sltttitle{Zapis tabulkow}%
6746 \</lowersorbian>

```

### 13.107 “Lsorbian” language: lsorbian.mld

The “lsorbian” language is a synonym for “lowersorbian”, so we just load `lowersorbian.mld`. See section 13.106 on the page before.

```

6747 \<lsorbian>
6748 \ProvidesFile{lsorbian.mld}[2006/01/23]
6749 %% Lower sorbian titles for minitoc.sty
6750 %% from lsorbian.dtx (babel)
6751 %% Werner, Eduard
6752 \selectlanguage{lowersorbian}%
6753 \</lsorbian>

```

### 13.108 “Magyar” language: magyar.mld

The titles for the “magyar” language are taken from the `magyar.dtx` file in the `babel` package [38, 39, 49]. A synonym of “magyar” is “hungarian” (see section 13.85 on page 476). See also sections 13.109 on the next page and 13.110 on the following page for variants (it seems that `magyar.dtx` might have evolved).

```

6754 \<magyar>
6755 \ProvidesFile{magyar.mld}[2006/03/08]
6756 %% Magyar titles for minitoc.sty
6757 %% from magyar.dtx (babel)
6758 %% Bíró, Árpád and Bérces, József
6759 \def\ptctitle{Tartalom}%
6760 \def\plftitle{\'Abr\'ak}%
6761 \def\plttitle{T\'abl\'azatok}%
6762 %%
6763 \def\mtctitle{Tartalom}%
6764 \def\mlftitle{\'Abr\'ak}%
6765 \def\mlttitle{T\'abl\'azatok}%
6766 %%
6767 \def\stctitle{Tartalom}%
6768 \def\slftitle{\'Abr\'ak}%
6769 \def\sltttitle{T\'abl\'azatok}%
6770 \</magyar>

```

### 13.109 “Magyar2” language: magyar2.mld

The titles for the “magyar2” language are taken from a variant proposed in the babel package [38, 39]. See also sections 13.108 on the page before and 13.110.

```

6771 <*magyar2>
6772 \ProvidesFile{magyar.mld}[2006/03/08]
6773 %% Magyar2 titles for minitoc.sty (variant)
6774 %% from magyar.dtx (babel)
6775 %% Bíró, Árpád and Bérces, József
6776 \def\ptctitle{Tartalom}%
6777 \def\plftitle{\`Abr\`ak list\`aja}%
6778 \def\pltttitle{T\`abl\`azatok list\`aja}%
6779 %%
6780 \def\mtctitle{Tartalom}%
6781 \def\mlftitle{\`Abr\`ak list\`aja}%
6782 \def\mltttitle{T\`abl\`azatok list\`aja}%
6783 %%
6784 \def\stctitle{Tartalom}%
6785 \def\slftitle{\`Abr\`ak list\`aja}%
6786 \def\slttitle{T\`abl\`azatok list\`aja}%
6787 </magyar2>

```

### 13.110 “Magyar3” language: magyar.mld

The titles for the “magyar3” language (third variant of magyar) are taken from the magyar.dtx file in the babel package [38, 39, 49]. See also sections 13.108 on the page before and 13.109.

```

6788 <*magyar3>
6789 \ProvidesFile{magyar3.mld}[2006/03/08]
6790 %% Magyar3 titles for minitoc.sty (variant)
6791 %% from magyar.dtx (babel)
6792 %% Bíró, Árpád and Bérces, József
6793 \def\ptctitle{Tartalomjegyz\`ek}%
6794 \def\plftitle{\`Abr\`ak jegyz\`eke}%
6795 \def\pltttitle{T\`abl\`azatok jegyz\`eke}%
6796 %%
6797 \def\mtctitle{Tartalomjegyz\`ek}%
6798 \def\mlftitle{\`Abr\`ak jegyz\`eke}%
6799 \def\mltttitle{T\`abl\`azatok jegyz\`eke}%
6800 %%
6801 \def\stctitle{Tartalomjegyz\`ek}%
6802 \def\slftitle{\`Abr\`ak jegyz\`eke}%
6803 \def\slttitle{T\`abl\`azatok jegyz\`eke}%
6804 </magyar3>

```



### 13.111 “Malay” language: `malay.mld`

The “malay” language is just like “bahasam”, so we just load `bahasam.mld` (see section 13.16 on page 440):

```
6805 <*malay>
6806 \ProvidesFile{malay.mld}[2006/01/11]
6807 \mtcselectlanguage{bahasam}%
6808 </malay>
```

### 13.112 “Malayalam-keli” language: `malayalam-keli.mld`

The titles for the “malayalam” language<sup>36</sup>, with the “Keli” fonts, are taken from the `malayalam` package [3]. This language requires specific fonts. See also sections 13.114 on the following page and 13.115 on the next page.

```
6809 <*malayalam – keli>
6810 \ProvidesFile{malayalam-keli.mld}[2006/01/13]
6811 %%
6812 %% Malayalam: Keli fonts
6813 %%
6814 \def\ptctitle{\mm \X{<68>}\X{<197>}\X{<83>}\X{<161>}\<119>}%
6815 \def\plftitle{\mm \X{<78>}\<110>}\X{<123>}\<88>}\X{<167>}\X{<196>}}%
6816 \def\pltttitle{\mm \X{<116>}\<83>}\X{<95>}\<110>}\X{<102>}\<112>}\X{<73>}\X{<196>}}%
6817 %%
6818 \def\mtctitle{\mm \X{<68>}\X{<197>}\X{<83>}\X{<161>}\<119>}%
6819 \def\mlftitle{\mm \X{<78>}\<110>}\X{<123>}\<88>}\X{<167>}\X{<196>}}%
6820 \def\mltttitle{\mm \X{<116>}\<83>}\X{<95>}\<110>}\X{<102>}\<112>}\X{<73>}\X{<196>}}%
6821 %%
6822 \def\stctitle{\mm \X{<68>}\X{<197>}\X{<83>}\X{<161>}\<119>}%
6823 \def\slftitle{\mm \X{<78>}\<110>}\X{<123>}\<88>}\X{<167>}\X{<196>}}%
6824 \def\slttitle{\mm \X{<116>}\<83>}\X{<95>}\<110>}\X{<102>}\<112>}\X{<73>}\X{<196>}}%
6825 </malayalam – keli>
```

### 13.113 “Malayalam-omega” language: `malayalam-omega.mld` and `malayalam-omega.mlo`

This is the Malayalam language implementation when you use Lambda ( $\Lambda$ ) (the version of  $\text{\LaTeX}$  for Omega) via the `omal` package [4] of the Malayalam-Omega project<sup>37</sup>. As the titles

<sup>36</sup>The Malayalam language is spoken from the western coast of Malabar to the extreme southern India, mainly in the Kerala state. It is one of the dravidian languages strongly bound to the Tamil language. The alphabet and the script are dated from the 8th or 9th centuries.

<sup>37</sup><http://Sarovar.org/projects/malayalam>

contain characters in a special encoding, we must load a .mlo file. A lot of fonts are available via options of the omal package.

```
6826 \*malayalam – omega>
6827 \ProvidesFile{malayalam-omega.mld}[2006/02/13]
6828 % from omal.sty (Alex A.J. indicTeX@gmail.com)
6829 \mtcloadmlo{malayalam-omega}
6830 %
6831 \malayalam – omega>
```

### 13.114 “Malayalam-rachana” language: malayalam-rachana.mld

The titles for the “malayalam” language, with the traditionnal “Rachana” fonts (old lipi), are taken from the malayalam package [3]. This language requires specific fonts. See also sections 13.112 on the preceding page and 13.115.

```
6832 \*malayalam – rachana>
6833 \ProvidesFile{malayalam-rachana.mld}[2005/06/07]
6834 %%
6835 %% Malayalam: Rachana fonts, traditionnal.
6836 %%
6837 \def\ptctitle{\mm \X{<68>}\X{<201>}\X{<83>}\X{<183>}\<119>}%
6838 \def\plftitle{\mm \X{<78>}\<111>}\X{<C<94>}}\X{<186>}\X{<179>}}%
6839 \def\pltttitle{\mm \X{<117>}\<83>}\X{<95>}\<111>}\X{<F<59>}}\X{<73>}\X{<179>}}%
6840 %%
6841 \def\mtctitle{\mm \X{<68>}\X{<201>}\X{<83>}\X{<183>}\<119>}%
6842 \def\mlftitle{\mm \X{<78>}\<111>}\X{<C<94>}}\X{<186>}\X{<179>}}%
6843 \def\mltttitle{\mm \X{<117>}\<83>}\X{<95>}\<111>}\X{<F<59>}}\X{<73>}\X{<179>}}%
6844 %%
6845 \def\stctitle{\mm \X{<68>}\X{<201>}\X{<83>}\X{<183>}\<119>}%
6846 \def\slftitle{\mm \X{<78>}\<111>}\X{<C<94>}}\X{<186>}\X{<179>}}%
6847 \def\sltttitle{\mm \X{<117>}\<83>}\X{<95>}\<111>}\X{<F<59>}}\X{<73>}\X{<179>}}%
6848 \malayalam – rachana>
```

### 13.115 “Malayalam-rachana2” language: malayalam-rachana2.mld

The titles for the “malayalam” language, with the reformed “Rachana” fonts (new lipi), are taken from the malayalam package [3]. This language requires specific fonts. See also sections 13.112 on the preceding page and 13.114.

```

6849 ⟨*malayalam – rachana2⟩
6850 \ProvidesFile{malayalam-rachana2.mld}[2006/01/13]
6851 %%
6852 %% Malayalam: Rachana fonts, reformed.
6853 %%
6854 \def\ptctitle{\mm \X{\<68>}\X{\<201>}\X{\<83>}\X{\<183>}\<119>}%
6855 \def\plftitle{\mm \X{\<78>\<111>}\X{\<125>\<88>}\X{\<186>}\X{\<179>}}%
6856 \def\plttitle{\mm \X{\<117>\<83>}\X{\<95>\<111>}\X{\<106>\<113>}\X{\<73>}\X{\<179>}}%
6857 %%
6858 \def\mtctitle{\mm \X{\<68>}\X{\<201>}\X{\<83>}\X{\<183>}\<119>}%
6859 \def\mlftitle{\mm \X{\<78>\<111>}\X{\<125>\<88>}\X{\<186>}\X{\<179>}}%
6860 \def\mlttitle{\mm \X{\<117>\<83>}\X{\<95>\<111>}\X{\<106>\<113>}\X{\<73>}\X{\<179>}}%
6861 %%
6862 \def\stctitle{\mm \X{\<68>}\X{\<201>}\X{\<83>}\X{\<183>}\<119>}%
6863 \def\slftitle{\mm \X{\<78>\<111>}\X{\<125>\<88>}\X{\<186>}\X{\<179>}}%
6864 \def\slttitle{\mm \X{\<117>\<83>}\X{\<95>\<111>}\X{\<106>\<113>}\X{\<73>}\X{\<179>}}%
6865 ⟨/malayalam – rachana2⟩

```

### 13.116 “Manju” language: manju.mld

“Manju” is a synonym for “bithe”, so we just load bithe.mld (see section 13.22 on page 444):

```

6866 ⟨*manju⟩
6867 \ProvidesFile{manju.mld}[2005/11/16]
6868 \mtcselectlanguage{bithe}%
6869 ⟨/manju⟩

```

### 13.117 “Meyalu” language: meyalu.mld

The “meyalu” language is just like “bahasam”, so we just load bahasam.mld (see section 13.16 on page 440):

```

6870 ⟨*meyalu⟩
6871 \ProvidesFile{meyalu.mld}[2006/01/13]
6872 \mtcselectlanguage{bahasam}%
6873 ⟨/meyalu⟩

```

### 13.118 “Mongol” language: mongol.mld

The titles for the “mongol” language are taken from the MonT<sub>E</sub>X package [97, 100]. This language requires specific fonts. See also sections 13.19 on page 442, 13.20 on page 442, 13.21 on page 443, 13.22 on page 444, 13.29 on page 447, 13.30 on page 448, 13.173 on page 519, 13.174 on page 520, and 13.175 on page 520.

```

6874 <*mongol>
6875 \ProvidesFile{mongol.mld}[1999/03/16]
6876 %% Mongol (xalx) titles for minitoc.sty
6877 %% Needs mongol fonts
6878 \def\ptctitle{{\mnr Garqig}}%
6879 \def\plftitle{{\mnr Zurgi"in jagsaalt}}%
6880 \def\pltttitle{{\mnr X"usn"agti"in jagsaalt}}%
6881 %%
6882 \def\mtctitle{{\mnr Garqig}}%
6883 \def\mlftitle{{\mnr Zurgi"in jagsaalt}}%
6884 \def\mltttitle{{\mnr X"usn"agti"in jagsaalt}}%
6885 %%
6886 \def\stctitle{{\mnr Garqig}}%
6887 \def\slftitle{{\mnr Zurgi"in jagsaalt}}%
6888 \def\slttitle{{\mnr X"usn"agti"in jagsaalt}}%
6889 </mongol>

```

### 13.119 “Naustrian” language: naustrian.mld

The “naustrian” language is a synonym of the “ngermanb” language (a revised version of the `germanb` variant of the `german` language), so we load `ngermanb.mld`. See also section 13.122 on the next page.

```

6890 <*naustrian>
6891 \ProvidesFile{naustrian.mld}[2004/12/14]
6892 \mtcselectlanguage{ngermanb}%
6893 </naustrian>

```

### 13.120 “Newzealand” language: newzealand.mld

The “newzealand” language is just like “english”, so we just load `english.mld` (see section 13.43 on page 454):

```

6894 <*newzealand>
6895 \ProvidesFile{newzealand.mld}[2006/01/11]
6896 \mtcselectlanguage{english}%
6897 </newzealand>

```

### 13.121 “Ngerman” language: ngerman.mld

The “ngerman” language is a synonym of the “ngermanb” language<sup>38</sup>, so we load `ngermanb.mld`. See also section 13.122.

```
6898 <ngerman>
6899 \ProvidesFile{ngerman.mld}[2004/12/14]
6900 \mtcselectlanguage{ngermanb}%
6901 </ngerman>
```

### 13.122 “Ngermanb” language: ngermanb.mld

The titles for the “ngermanb” language<sup>39</sup> are taken from the file `ngermanb.dtx` file in the `babel` package [38, 39, 74]. See also sections 13.119 on the preceding page, and 13.121.

```
6902 <ngermanb>
6903 \ProvidesFile{ngermanb.mld}[2006/01/13]
6904 %% New german (B) titles for minitoc.sty
6905 %% from ngermanb.dtx (babel)
6906 %% Raichle, Bernd and Schmidt, Walter
6907 \def\ptctitle{Inhaltsverzeichnis}%      % oder nur: Inhalt
6908 \def\plftitle{Abbildungsverzeichnis}%
6909 \def\pltttitle{Tabellenverzeichnis}%
6910 %%
6911 \def\mtctitle{Inhalt}%
6912 \def\mlftitle{Abbildungsverzeichnis}%
6913 \def\mltttitle{Tabellenverzeichnis}%
6914 %%
6915 \def\stctitle{Inhalt}%
6916 \def\slftitle{Abbildungsverzeichnis}%
6917 \def\slttitle{Tabellenverzeichnis}%
6918 </ngermanb>
```

### 13.123 “Ngermanb2” language: ngermanb2.mld

The titles for the “ngermanb2” language<sup>40</sup> are taken from the `babel` package [38, 39, 74]. See also section 13.122.

```
6919 <ngermanb2>
6920 \ProvidesFile{ngermanb2.mld}[2005/09/27]
```

<sup>38</sup> A revised version of the `germanb` variant of the `german` language.

<sup>39</sup> A variant of the `german` language, with revised spelling.

<sup>40</sup> A variant of the `german` language, with revised spelling and short titles.

```

6921 %% New german (B) short (2) titles for minitoc.sty
6922 \def\ptctitle{Inhalt}%
6923 \def\plftitle{Abbildungen}%
6924 \def\pltttitle{Tabellen}%
6925 %%
6926 \def\mtctitle{Inhalt}%
6927 \def\mlftitle{Abbildungen}%
6928 \def\mltttitle{Tabellen}%
6929 %%
6930 \def\stctitle{Inhalt}%
6931 \def\slftitle{Abbildungen}%
6932 \def\slttitle{Tabellen}%
6933 </ngermanb2>

```

### 13.124 “Norsk” language: norsk.mld

The titles for the “norsk” language (or *bokmål*, “language of the kingdom”) are taken from the `norsk.dtx` file in the `babel` package [38, 39, 43], with help from Dag LANGMYHR. See also section 13.126 on the next page.

```

6934 < *norsk>
6935 \ProvidesFile{norsk.mld}[2006/01/13]
6936 %% Norsk titles for minitoc.sty
6937 %% from noesk.dtx (babel)
6938 %% Braams, Johannes and Helstrup, Haavard and Holme, Alv Kjetil and
6939 %% Iversen, Per Steinar and Petterst, Terje Engeset and Kleveland, Rune
6940 %% Thanks to Dag Langmyhr (dag@ifi.uio.no)
6941 \def\ptctitle{Innhold}%
6942 \def\plftitle{Figurer}%
6943 \def\pltttitle{Tabeller}%
6944 %%
6945 \def\mtctitle{Innhold}%
6946 \def\mlftitle{Figurer}%
6947 \def\mltttitle{Tabeller}%
6948 %%
6949 \def\stctitle{Innhold}%
6950 \def\slftitle{Figurer}%
6951 \def\slttitle{Tabeller}%
6952 </norsk>

```

### 13.125 “Norsk2” language: norsk2.mld

The titles for the “norsk2” language (or *bokmål*, “language of the kingdom”) are taken from the `babel` package [38, 39, 43], with help from Dag LANGMYHR. These are variants of the titles of section 13.124 on the preceding page.

```

6953 (*norsk2)
6954 \ProvidesFile{norsk2.mld}[2005/09/27]
6955 %% Short norsk titles for minitoc.sty
6956 %% Thanks to Dag Langmyhr (dag@ifi.uio.no)
6957 \def\ptctitle{Innhold}%
6958 \def\plftitle{Figurliste}%
6959 \def\pltttitle{Tabelliste}%
6960 %%
6961 \def\mtctitle{Innhold}%
6962 \def\mlftitle{Figurliste}%
6963 \def\mltttitle{Tabelliste}%
6964 %%
6965 \def\stctitle{Innhold}%
6966 \def\slftitle{Figurliste}%
6967 \def\slttitle{Tabelliste}%
6968 \end{file}

```

### 13.126 “Nynorsk” language: nynorsk.mld

The titles for the “nynorsk” language<sup>41</sup> are taken from `norsk.dtx` file in the `babel` package [38, 39, 43], with help from Dag LANGMYHR. See also section 13.124 on the page before.

```

6969 (*nynorsk)
6970 \ProvidesFile{nynorsk.mld}[2006/01/13]
6971 %% Nynorsk titles for minitoc.sty
6972 %% from norsk.dtx (babel)
6973 %% Braams, Johannes and Helstrup, Haavard and Holme, Alv Kjetil and
6974 %% Iversen, Per Steinar and Petterst, Terje Engeset and Kleveland, Rune
6975 %% Thanks to Dag Langmyhr (dag@ifi.uio.no)
6976 \def\mtctitle{Innhald}%
6977 \def\mlftitle{Figurar}%
6978 \def\mltttitle{Tabellar}%
6979 %%
6980 \def\ptctitle{Innhald}%
6981 \def\plftitle{Figurar}%
6982 \def\pltttitle{Tabellar}%
6983 %%
6984 \def\stctitle{Innhald}%

```

<sup>41</sup> Created around 1800 by Ivar ÅSSEN to make a real independent and national norwegian language, in reaction to danish, from the various dialect spoken in the country. But nynorsk has never gained much popularity outside rural regions.

```

6985 \def\slfttitle{Figurar}%
6986 \def\sltttitle{Tabellar}%
6987 </nynorsk>

```

### 13.127 “Nynorsk2” language: nynorsk2.mld

The titles for the “nynorsk2” language are variants of the titles of the “nynorsk” language. See also section 13.126 on the preceding page.

```

6988 <{*nynorsk2}>
6989 \ProvidesFile{nynorsk.mld}[1999/03/16]
6990 %% Nynorsk titles for minitoc.sty
6991 %% Thanks to Dag Langmyhr (dag@ifi.uio.no)
6992 \def\mtctitle{Innhald}%
6993 \def\mlfttitle{Figurliste}%
6994 \def\mltttitle{Tabelliste}%
6995 %%
6996 \def\ptctitle{Innhald}%
6997 \def\plfttitle{Figurliste}%
6998 \def\pltttitle{Tabelliste}%
6999 %%
7000 \def\stctitle{Innhald}%
7001 \def\slfttitle{Figurliste}%
7002 \def\sltttitle{Tabelliste}%
7003 </nynorsk2>

```

### 13.128 “Polish” language: polish.mld

The titles for the “polish” language are taken from the polish.dtx file in the babel package [38, 39, 78]. See also sections 13.129 on the next page and 13.130 on the following page.

```

7004 <{*polish}>
7005 \ProvidesFile{polish.mld}[2006/01/13]
7006 %% Polish titles for minitoc.sty
7007 %% from polish.dtx (babel)
7008 %% Schalueck, Elmar and Janich, Michael
7009 \def\ptctitle{Spis rzeczy}%
7010 \def\plfttitle{Spis rysunk\`ow}%
7011 \def\pltttitle{Spis tablic}%
7012 %%
7013 \def\mtctitle{Spis rzeczy}%
7014 \def\mlfttitle{Spis rysunk\`ow}%
7015 \def\mltttitle{Spis tablic}%
7016 %%

```



```

7017 \def\stctitle{Spis rzeczy}%
7018 \def\slftitle{Spis rysunk\ow}%
7019 \def\sltttitle{Spis tablic}%
7020 </polish>

```

### 13.129 “Polish2” language: polish2.mld

The titles for the “polish2” language<sup>42</sup> are taken from the ANTOMEGA project [150]. See also sections 13.128 on the page before and 13.130.

```

7021 <*polish2>
7022 \ProvidesFile{polish2.mld}[2005/02/08]
7023 %% from omega-polish.ldf (Antomega project)
7024 %% Needs Omega
7025 %% Alexej M. Kryokov
7026 %% Dmitry Ivanov
7027 %%
7028 \def\ptctitle{\localpolish{Spis tre^^^^00b1ci}}%
7029 \def\plftitle{\localpolish{Spis rysunk^^^^00adw}}%
7030 \def\pltttitle{\localpolish{Spis tablic}}%
7031 %%
7032 \def\mtctitle{\localpolish{Spis tre^^^^00b1ci}}%
7033 \def\mlftitle{\localpolish{Spis rysunk^^^^00adw}}%
7034 \def\mltttitle{\localpolish{Spis tablic}}%
7035 %%
7036 \def\stctitle{\localpolish{Spis tre^^^^00b1ci}}%
7037 \def\slftitle{\localpolish{Spis rysunk^^^^00adw}}%
7038 \def\sltttitle{\localpolish{Spis tablic}}%
7039 </polish2>

```

### 13.130 “Polski” language: polski.mld

The titles for the “polski” language (variant for polish) are taken from the polski.dtx file in the L<sup>A</sup>T<sub>E</sub>X package [198, 247]. See also sections 13.128 on the page before and 13.129.

```

7040 <*polski>
7041 \ProvidesFile{polski.mld}[2006/02/28]
7042 %% Polski titles for minitoc.sty
7043 %% from polski.dtx (PLaTeX)
7044 %% Mariusz Olko, Marcin Woli\nski.
7045 %%
7046 \def\ptctitle{Spis tre\'sci}%
7047 \def\plftitle{Spis rysunk\ow}%
7048 \def\pltttitle{Spis tabel}%

```

---

<sup>42</sup> “Polish2” is a variant of “polish”.

```

7049 %%
7050 \def\mtctitle{Spis rysunk\'ow}%
7051 \def\mlftitle{Spis rysunk\'ow}%
7052 \def\mltttitle{Spis tabel}%
7053 %%
7054 \def\stctitle{Spis rysunk\'ow}%
7055 \def\slftitle{Spis rysunk\'ow}%
7056 \def\slttitle{Spis tabel}%
7057 </polski>

```

### 13.131 “Portuges” language: portuges.mld

This is another spelling for “portuguese” (see section 13.132), so we just load `portuguese.mld`:

```

7058 <(*portuges)
7059 \ProvidesFile{portuges.mld}[2005/06/07]
7060 \mtcselectlanguage{portuguese}%
7061 </portuges>

```

### 13.132 “Portuguese” language: portuguese.mld

The titles for the “portuguese” language are taken from the `portuges.dtx` file in the `babel` package [38, 39, 75]. See also section 13.23 on page 444, because the titles are different in Brazil, even if the language is also portuguese.

```

7062 <(*portuguese)
7063 \ProvidesFile{portuguese.mld}[2006/01/13]
7064 %% Portuguese titles for minitoc.sty
7065 %% from portuges.dtx (babel)
7066 %% Ramalhete, Jose Pedro
7067 \def\ptctitle{Conte\'udo}%
7068 \def\plftitle{Lista de Figuras}%
7069 \def\pltttitle{Lista de Tabelas}%
7070 %%
7071 \def\mtctitle{Conte\'udo}%
7072 \def\mlftitle{Lista de Figuras}%
7073 \def\mltttitle{Lista de Tabelas}%
7074 %%
7075 \def\stctitle{Conte\'udo}%
7076 \def\slftitle{Lista de Figuras}%
7077 \def\slttitle{Lista de Tabelas}%
7078 </portuguese>

```

### 13.133 “Romanian” language: `romanian.mld`

The titles for the “romanian” language are taken from the `romanian.dtx` file in the `babel` package [38, 39, 60].

```

7079 \(*romanian)
7080 \ProvidesFile{romanian.mld}[2006/01/13]
7081 %% Romanian titles for minitoc.sty
7082 %% from romanian.dtx (babel)
7083 %% Horst, Umstatter and Juhasz, Robert
7084 \def\ptctitle{Cuprins}%
7085 \def\plftitle{List\u{a} de figuri}%
7086 \def\plttitle{List\u{a} de tabele}%
7087 %%
7088 \def\mtctitle{Cuprins}%
7089 \def\mlftitle{List\u{a} de figuri}%
7090 \def\mlttitle{List\u{a} de tabele}%
7091 %%
7092 \def\stctitle{Cuprins}%
7093 \def\slftitle{List\u{a} de figuri}%
7094 \def\slttitle{List\u{a} de tabele}%
7095 \(/romanian)

```

### 13.134 “Romanian2” language: `romanian2.mld`

The titles for the “romanian2” language are taken from the `romanian.dtx` file in the `RomanianTeX` package [216]. See also sections 13.133 and 13.135 on the following page. Alas, `RomanianTeX` is not compatible with the `babel` package [38, 39].

```

7096 \(*romanian2)
7097 \ProvidesFile{romanian2.mld}[2006/08/03]
7098 %% Romanian titles for minitoc.sty
7099 %% from RomanianTeX (romanian.dtx)
7100 %% Adrian Rezus (adriaan@cs.kun.nl)
7101 %% Bernd Raichle
7102 \def\ptctitle{Cuprins}%
7103 \def\plftitle{Lista de figuri}%
7104 \def\plttitle{Lista de tabele}%
7105 %%
7106 \def\mtctitle{Cuprins}%
7107 \def\mlftitle{Lista de figuri}%
7108 \def\mlttitle{Lista de tabele}%
7109 %%
7110 \def\stctitle{Cuprins}%
7111 \def\slftitle{Lista de figuri}%
7112 \def\slttitle{Lista de tabele}%
7113 \(/romanian2)

```

### 13.135 “Romanian3” language: `romanian3.mld`

The titles for the “romanian3” language are taken from the `romanian.dtx` file in the RomanianT<sub>E</sub>X package [216]. See also sections 13.133 on the page before and 13.134 on the preceding page. Alas, RomanianT<sub>E</sub>X is not compatible with the `babel` package [38, 39].

```

7114 <*romanian3>
7115 \ProvidesFile{romanian3.mld}[2006/08/03]
7116 %% Romanian titles for minitoc.sty
7117 %% from RomanianTeX (romanian.dtx) variant.
7118 %% Adrian Rezus (adriaan@cs.kun.nl)
7119 %% Bernd Raichle
7120 \def\ptctitle{Tabla de materii}%
7121 \def\plttitle{Indice de figuri}%
7122 \def\plttitle{Tabele}%
7123 %%
7124 \def\mtctitle{Tabla de materii}%
7125 \def\mlttitle{Indice de figuri}%
7126 \def\mlttitle{Tabele}%
7127 %%
7128 \def\stctitle{Tabla de materii}%
7129 \def\slttitle{Indice de figuri}%
7130 \def\slttitle{Tabele}%
7131 </romanian3>

```

### 13.136 “Russian” language: `russian.mld`

The titles for the “russian” language are taken from the `babel` package [38, 39]. Specific cyrillic fonts are required.

```

7132 <*russian>
7133 \ProvidesFile{russian.mld}[1999/03/16]
7134 %% Russian titles for minitoc.sty
7135 \def\ptctitle{Oglavlenie}%
7136 \def\plftitle{Pere{\cz}en{\mz} risunkov}%
7137 \def\plttitle{Pere{\cz}en{\mz} tablic}%
7138 %%
7139 \def\mtctitle{Oglavlenie}%
7140 \def\mlftitle{Pere{\cz}en{\mz} risunkov}%
7141 \def\mlttitle{Pere{\cz}en{\mz} tablic}%
7142 %%
7143 \def\stctitle{Oglavlenie}%
7144 \def\slftitle{Pere{\cz}en{\mz} risunkov}%
7145 \def\slttitle{Pere{\cz}en{\mz} tablic}%
7146 </russian>

```

**13.137 “Russian2m” language: russian2m.mld**

The titles for the “russian2m” language (“russian2m” is a modern variant of “russian”) are taken from the ANTOMEGA project [150]. Specific cyrillic fonts are required. See also section 13.136 on the page before.

```

7147 <*russian2m>
7148 \ProvidesFile{russian2m.mld}[2005/02/08]
7149 %% from russian2m.ldf (Antomega project, russian modern)
7150 %% Needs Omega and cyrillic fonts
7151 %% Alexej M. Kryokov
7152 %% Dmitry Ivanov
7153 %%
7154 \def\ptctitle{\localrussian%
7155 {^041e^0433^043b^0430^0432^043b^0435^043d%
7156 ^0438^0435}}%
7157 \def\plftitle{\localrussian%
7158 {^0421^043f^0438^0441^043e^043a ^0438^043b%
7159 ^043b^044e^0441^0442^0440^0430^0446^0438%
7160 ^0439}}%
7161 \def\pltttitle{\localrussian%
7162 {^0421^043f^0438^0441^043e^043a ^0442^0430%
7163 ^0431^043b^0438^0446}}%
7164 %%
7165 \def\mtctitle{\localrussian%
7166 {^041e^0433^043b^0430^0432^043b^0435^043d%
7167 ^0438^0435}}%
7168 \def\mlftitle{\localrussian%
7169 {^0421^043f^0438^0441^043e^043a ^0438^043b%
7170 ^043b^044e^0441^0442^0440^0430^0446^0438%
7171 ^0439}}%
7172 \def\mltttitle{\localrussian%
7173 {^0421^043f^0438^0441^043e^043a ^0442^0430%
7174 ^0431^043b^0438^0446}}%
7175 %%
7176 \def\stctitle{\localrussian%
7177 {^041e^0433^043b^0430^0432^043b^0435^043d%
7178 ^0438^0435}}%
7179 \def\slftitle{\localrussian%
7180 {^0421^043f^0438^0441^043e^043a ^0438^043b%
7181 ^043b^044e^0441^0442^0440^0430^0446^0438%
7182 ^0439}}%
7183 \def\sltttitle{\localrussian%
7184 {^0421^043f^0438^0441^043e^043a ^0442^0430%
7185 ^0431^043b^0438^0446}}%
7186 </russian2m>

```

### 13.138 “Russian2o” language: russian2o.mld

The titles for the “russian2o” language (“russian2o” is an old variant of “russian”) are taken from the ANTOMEGA project [150]. Specific cyrillic fonts are required. See also section 13.136 on page 500.

```

7187 (*russian2o)
7188 \ProvidesFile{russian2o.mld}[2005/02/08]
7189 %% from russian2o.mld (Antomega project - russian old)
7190 %% Needs Omega and cyrillic fonts
7191 %% Alexej M. Kryokov
7192 %% Dmitry Ivanov
7193 %%
7194 \def\ptctitle{\localrussian%
7195 {^041e^0433^043b^0430^0432^043b^0435^043d%
7196 ^0456^0435}}%
7197 \def\plftitle{\localrussian%
7198 {^0421^043f^0438^0441^043e^043a^044a ^0438%
7199 ^043b^043b^044e^0441^0442^0440^0430^0446%
7200 ^0456^0439}}%
7201 \def\plttitle{\localrussian%
7202 {^0421^043f^0438^0441^043e^043a^044a ^0442%
7203 ^0430^0431^043b^0438^0446^044a}}%
7204 %%
7205 \def\mtctitle{\localrussian%
7206 {^041e^0433^043b^0430^0432^043b^0435^043d%
7207 ^0456^0435}}%
7208 \def\mlftitle{\localrussian%
7209 {^0421^043f^0438^0441^043e^043a^044a ^0438%
7210 ^043b^043b^044e^0441^0442^0440^0430^0446%
7211 ^0456^0439}}%
7212 \def\mlttitle{\localrussian%
7213 {^0421^043f^0438^0441^043e^043a^044a ^0442%
7214 ^0430^0431^043b^0438^0446^044a}}%
7215 %
7216 \def\stctitle{\localrussian%
7217 {^041e^0433^043b^0430^0432^043b^0435^043d%
7218 ^0456^0435}}%
7219 \def\slftitle{\localrussian%
7220 {^0421^043f^0438^0441^043e^043a^044a ^0438%
7221 ^043b^043b^044e^0441^0442^0440^0430^0446%
7222 ^0456^0439}}%
7223 \def\slttitle{\localrussian%
7224 {^0421^043f^0438^0441^043e^043a^044a ^0442%
7225 ^0430^0431^043b^0438^0446^044a}}%
7226 \</russian2o>

```

### 13.139 “Russianb” language: russianb.mld

The titles for the “russianb” language (“russianb” is a variant of “russian”) are taken from the `russianb.dtx` file in the `babel` package [38, 39, 66, 160]. Specific cyrillic fonts are required. See also section 13.136 on page 500. The parttoc title varies depending if chapters are defined or not by the document class.

```

7227 <*russianb>
7228 \ProvidesFile{russianb.mld}[2006/02/15]
7229 %% Russian (russianb) titles for minitoc.sty
7230 %% from russianb.dtx (babel)
7231 %% Lapko, Olga and Volovitch, Vladimir and Lemberg, Werner
7232 \expandafter\ifx\csname chapter\endcsname\relax
7233 \def\ptctitle{%
7234   {\cyr\CYRS\cyro\cyrd\cyre\cyrr\cyrzh\cyra\cyrn\cyri\cyre}}%
7235 \else
7236 \def\ptctitle{%
7237   {\cyr \CYRO\CYRg\CYRl\CYRa\CYRv\CYRl\CYRe\CYRn\CYRi\CYRe}}%
7238 \fi
7239 \def\plftitle{%
7240   {\cyr \CYRS\CYRp\CYRi\CYRs\CYRo\CYRk\space
7241     \CYRi\CYRl\CYRl\CYRyu\CYRs\CYRt\CYRr\CYRa\CYRc\CYRi\CYRishrt}}%
7242 \def\plttitle{%
7243   {\cyr \CYRS\CYRp\CYRi\CYRs\CYRo\CYRk\space
7244     \CYRt\CYRa\CYRb\CYRl\CYRi\CYRc}}%
7245 %%
7246 \def\mtctitle{%
7247   {\cyr \CYRO\CYRg\CYRl\CYRa\CYRv\CYRl\CYRe\CYRn\CYRi\CYRe}}%
7248 \def\mlftitle{%
7249   {\cyr \CYRS\CYRp\CYRi\CYRs\CYRo\CYRk\space
7250     \CYRi\CYRl\CYRl\CYRyu\CYRs\CYRt\CYRr\CYRa\CYRc\CYRi\CYRishrt}}%
7251 \def\mlttitle{%
7252   {\cyr \CYRS\CYRp\CYRi\CYRs\CYRo\CYRk\space
7253     \CYRt\CYRa\CYRb\CYRl\CYRi\CYRc}}%
7254 %%
7255 \def\stctitle{%
7256   {\cyr \CYRO\CYRg\CYRl\CYRa\CYRv\CYRl\CYRe\CYRn\CYRi\CYRe}}%
7257 \def\slftitle{%
7258   {\cyr \CYRS\CYRp\CYRi\CYRs\CYRo\CYRk\space
7259     \CYRi\CYRl\CYRl\CYRyu\CYRs\CYRt\CYRr\CYRa\CYRc\CYRi\CYRishrt}}%
7260 \def\slttitle{%
7261   {\cyr \CYRS\CYRp\CYRi\CYRs\CYRo\CYRk\space
7262     \CYRt\CYRa\CYRb\CYRl\CYRi\CYRc}}%
7263 </russianb>

```

### 13.140 “Russianc” language: russianc.mld

The titles for the “russianc” language (“russianc” is a variant of “russian”, used in the part of Mongolia under russian influence) are taken from the file `russian.def` in the `MonTeX` package [97, 100]. Specific cyrillic fonts are required. See also section 13.136 on page 500.

```

7264 <*russianc>
7265 \ProvidesFile{russianc.mld}[1999/03/16]
7266 %% Russian titles for minitoc.sty
7267 %% Needs cyrillic fonts
7268 \def\ptctitle{\xalx{Oglawlenie}}%
7269 \def\plftitle{\xalx{Spisok risunkow}}%
7270 \def\pltttitle{\xalx{Spisok tablic}}%
7271 %%
7272 \def\mtctitle{\xalx{Soderjanie}}%
7273 \def\mlftitle{\xalx{Spisok risunkow}}%
7274 \def\mltttitle{\xalx{Spisok tablic}}%
7275 %%
7276 \def\stctitle{\xalx{Soderjanie}}%
7277 \def\slftitle{\xalx{Spisok risunkow}}%
7278 \def\slttitle{\xalx{Spisok tablic}}%
7279 </russianc>

```

### 13.141 “Russian-cca” language: russian-cca.mld and russian-cca.mlo

They are several variants for the russian titles with the `cmcyralt` fonts. The titles for a first variant of the “russian-cca” are taken from the `russian.sty` file in the `cmcyralt` package [36].

The titles for the “russian-cca” language contain characters that cannot be easily generated, hence we load `russian-cca.mlo`.

```

7280 <*russian – cca>
7281 \ProvidesFile{russian-cca.mld}[2006/03/08]
7282 %% Russian-cca titles for minitoc.sty
7283 %% From russian.sty in the cmcyralt package
7284 %% Vadim Maslov (vadik@cs.umd.edu)
7285 %% Victor Boyko (vb1890@cs.nyu.edu)
7286 %% Needs cmcyralt fonts and special input encoding.
7287 \mtcloadmlo{russian-cca}%
7288 </russian – cca>

```



### 13.142 “Russian-cca1” language: `russian-cca1.mld` and `russian-cca1.mlo`

They are several variants for the russian titles with the cmcyralt fonts. The titles for the “russian-cca1” language are taken from the `cmcyralt.sty` file in the `cmcyralt` package[130].

The titles for the “russian-cca1” language contain characters that cannot be easily generated, hence we load `russian-cca1.mlo`.

```

7289 <*russian – cca1>
7290 \ProvidesFile{russian-cca1.mld}[2006/03/08]
7291 %% Russian-cca1 titles for minitoc.sty
7292 %% From cmcyralt.sty in the cmcyralt package
7293 %% cmcyr fonts in alt encoding
7294 %% Vadim Maslov (vadik@cs.umd.edu)
7295 %% Alexander Harin (harin@lourie.und.ac.za)
7296 %% and Vadim V. Zhytnikov (vvzhy@phy.ncu.edu.tw)
7297 \mtcloadmlo{russian-cca1}%
7298 </russian – cca1>

```

### 13.143 “Russian-lh” language: `russian-lh.mld` and `russian-lh.mlo`

The russian titles for the LH fonts (“russian-lh” language) are taken from the `russian.sty` file in the LH package [193].

The titles for the “russian-lh” language contain characters that cannot be easily generated, hence we load `russian-lh.mlo`.

```

7299 <*russian – lh>
7300 \ProvidesFile{russian-lh.mld}[2006/03/08]
7301 %% Russian-lh titles for minitoc.sty
7302 %% From russian.sty in the LH package
7303 %% LH fonts in special encoding
7304 %% Sergei O. Naoumov (serge@astro.unc.edu)
7305 \mtcloadmlo{russian-lh}%
7306 </russian – lh>

```

### 13.144 “Russian-lhcyralt” language: russian-lhcyralt.mld and russian-lhcyralt.mlo

The russian titles for the LHCYRALT fonts (“russian-lhcyralt” language) are taken from the lhcyralt.sty file in the lhcyr package [262].

The titles for the “russian-lhcyralt” language contain characters that cannot be easily generated, hence we load russian-lhcyralt.mlo. The input encoding is ALT (code page CP866).

```

7307 (*russian – lhcyralt)
7308 \ProvidesFile{russian-lhcyralt.mld}[2006/03/10]
7309 %% Russian-lhcyralt titles for minitoc.sty
7310 %% From lhcyralt.sty in the LHCYR package
7311 %% LHCYRALT fonts in special encoding ALT (CP866)
7312 %% Vadim V. Zhytnikov (vvzhy@td.lpi.ac.ru)
7313 \mtcloadmlo{russian-lhcyralt}%
7314 \</russian – lhcyralt>

```

### 13.145 “Russian-lhcyrkoi” language: russian-lhcyrkoi.mld and russian-lhcyrkoi.mlo

The russian titles for the LHCYRKOI fonts (“russian-lhcyrkoi” language) are taken from the lhcyrkoi.sty file in the lhcyr package [262].

The titles for the “russian-lhcyrkoi” language contain characters that cannot be easily generated, hence we load russian-lhcyrkoi.mlo. The input encoding is KOI-8.

```

7315 (*russian – lhcyrkoi)
7316 \ProvidesFile{russian-lhcyrkoi.mld}[2006/03/13]
7317 %% Russian-lhcyrkoi titles for minitoc.sty
7318 %% From lhcyrkoi.sty in the LHCYR package
7319 %% LHCYRKOI fonts in special encoding KOI-8
7320 %% Vadim V. Zhytnikov (vvzhy@td.lpi.ac.ru)
7321 \mtcloadmlo{russian-lhcyrkoi}%
7322 \</russian – lhcyrkoi>

```

### 13.146 “Russian-lhcyrwin” language: russian-lhcyrwin.mld and russian-lhcyrwin.mlo

The russian titles for the LHCYRWIN fonts (“russian-lhcyrwin” language) are taken from the lhcyrwin.sty file in the lhcyr package [262].

The titles for the “russian-lhcyrwin” language contain characters that cannot be easily generated, hence we load russian-lhcyrwin.mlo. The input encoding is the code page CP1251.

```

7323 ⟨*russian – lhcyrwin⟩
7324 \ProvidesFile{russian-lhcyrwin.mld}[2006/03/13]
7325 %% Russian-lhcyrwin titles for minitoc.sty
7326 %% From lhcyrwin.sty in the LHCYR package
7327 %% LHCYRWIN fonts in special encoding CP1251
7328 %% Vadim V. Zhytnikov (vvzhy@td.lpi.ac.ru)
7329 \mtcloadmlo{russian-lhcyrwin}%
7330 ⟨/russian – lhcyrwin⟩

```

### 13.147 “Samin” language: samin.mld

The titles for the “samin” language<sup>43</sup> are taken from the samin.dtx file in the babel package [38, 39, 61]. Specific fonts are required.

```

7331 ⟨*samin⟩
7332 \ProvidesFile{samin.mld}[2006/01/13]
7333 %% North Sámi (samin) titles for minitoc.sty
7334 %% from samin.dtx (babel)
7335 %% Jernsletten, Regnor
7336 \def\ptctitle{Sisdoallu}%
7337 \def\plftitle{Govvosat}%
7338 \def\plttitle{Tabeallat}%
7339 %%
7340 \def\mtctitle{Sisdoallu}%
7341 \def\mlftitle{Govvosat}%
7342 \def\mlttitle{Tabeallat}%
7343 %%
7344 \def\stctitle{Sisdoallu}%
7345 \def\slftitle{Govvosat}%
7346 \def\slttitle{Tabeallat}%
7347 ⟨/samin⟩

```

<sup>43</sup>Several Sámi dialects/languages are spoken in Finland, Norway, Sweden, and on the Kola Peninsula (Russia). The alphabets differ, so there will eventually be a need for more .dtx files for, e.g., Lule and South Sámi. Hence the name samin.dtx (and not sami.dtx or the like) in the North Sámi case. This note is copied from the samin.dtx file. These dialects and languages are part of the Finnic group.

### 13.148 “Scottish” language: `scottish.mld`

The titles for the “scottish” language are taken from the `scottish.dtx` file in the `babel` language [38, 39, 58]:

```

7348 <*scottish>
7349 \ProvidesFile{scottish.mld}[2006/01/13]
7350 %% Scottish titles for minitoc.sty
7351 %% from scottish.dtx (babel)
7352 %% Grant, Fraser
7353 \def\ptctitle{Cl\'ar-obrach}%
7354 \def\plftitle{LiostaDhealbh}%
7355 \def\plttitle{LiostaChl\'ar}%
7356 %%
7357 \def\mtctitle{Cl\'ar-obrach}%
7358 \def\mlftitle{LiostaDhealbh}%
7359 \def\mlttitle{LiostaChl\'ar}%
7360 %%
7361 \def\stctitle{Cl\'ar-obrach}%
7362 \def\slftitle{LiostaDhealbh}%
7363 \def\slttitle{LiostaChl\'ar}%
7364 </scottish>

```

### 13.149 “Serbian” language: `serbian.mld`

The titles for the “serbian” (serbocroatian) language are taken from the `serbian.dtx` file in the `babel` package [38, 39, 71]. Serbocroatian is spoken by Serbs, Croats and Chernogors, but only Serbs and Chernogors use the cyrillic alphabet (a variant). See also section 13.150 on the next page.

```

7365 <*serbian>
7366 \ProvidesFile{serbian.mld}[2006/01/13]
7367 %% Serbian titles for minitoc.sty
7368 %% from serbian.dtx (babel)
7369 %% Muhamedagi\'{c}, Dejan and Slobodan, Jankovic
7370 \def\ptctitle{Sadr\v{z}aj}%
7371 \def\plftitle{Slike}%
7372 \def\plttitle{Tabele}%
7373 %%
7374 \def\mtctitle{Sadr\v{z}aj}%
7375 \def\mlftitle{Slike}%
7376 \def\mlttitle{Tabele}%
7377 %%
7378 \def\stctitle{Sadr\v{z}aj}%
7379 \def\slftitle{Slike}%
7380 \def\slttitle{Tabele}%
7381 </serbian>

```

### 13.150 “Serbian” language: `serbianc.mld`

The titles for the “serbian” language<sup>44</sup> have been gently provided by Marko ÈEHAJA and Frank KÜSTER. Cyrillic fonts are required. Serbocroatian is spoken by Serbs, Croats and Chernogors, but only Serbs and Chernogors use the cyrillic alphabet (a variant). See also section 13.149 on the preceding page.

```

7382 <*serbianc>
7383 \ProvidesFile{serbianc.mld}[2006/01/13]
7384 %% Provides titles for minitoc.sty in Serbian Cyrillic
7385 %%
7386 %% Marko Èehaja Internut@Thetaworld.Org
7387 %% Frank Küster, Biozentrum der Univ. Basel, frank@kuesterei.ch
7388 %% Abt. Biophysikalische Chemie
7389 \def\ptctitle{%
7390   {\cyr\CYRS\cyra\cyrd\cyrr\cyrzh\cyra\cyrje}}%
7391 \def\plftitle{%
7392   {\cyr\CYRS\cyrl\cyri\cyrk\cyre}}%
7393 \def\pltttitle{\CYRT\cyra\cyrb\cyrl\cyri\cyrc\cyre}%
7394 %%
7395 \def\mtctitle{%
7396   {\cyr\CYRS\cyra\cyrd\cyrr\cyrzh\cyra\cyrje}}%
7397 \def\mlftitle{%
7398   {\cyr\CYRS\cyrl\cyri\cyrk\cyre}}%
7399 \def\mltttitle{\cyr\CYRT\cyra\cyrb\cyrl\cyri\cyrc\cyre}%
7400 %%
7401 \def\stctitle{%
7402   {\cyr\CYRS\cyra\cyrd\cyrr\cyrzh\cyra\cyrje}}%
7403 \def\slftitle{%
7404   {\cyr\CYRS\cyrl\cyri\cyrk\cyre}}%
7405 \def\sltttitle{\CYRT\cyra\cyrb\cyrl\cyri\cyrc\cyre}%
7406 </serbianc>

```

### 13.151 “Slovak” language: `slovak.mld`

The titles for the “slovak” language are taken from the `slovak.dtx` file in the `babel` package [38, 39, 54]. Using the T1 font encoding is recommended.

```

7407 <*slovak>
7408 \ProvidesFile{slovak.mld}[2006/01/13]
7409 %% Slovak titles for minitoc.sty
7410 %% from slovak.dtx (babel)
7411 %% Chlebkova, Jana and Schlemmer, Tobias
7412 \def\ptctitle{Obsah}%
7413 \def\plftitle{Zoznam obr\'azkov}%
7414 \def\pltttitle{Zoznam tabuliek}%

```

<sup>44</sup>The “serbian” language is written with cyrillic characters.

```

7415 %%
7416 \def\mtctitle{Obsah}%
7417 \def\mlftitle{Zoznam obr\'azkov}%
7418 \def\mltttitle{Zoznam tabuliek}%
7419 %%
7420 \def\stctitle{Obsah}%
7421 \def\slftitle{Zoznam obr\'azkov}%
7422 \def\slttitle{Zoznam tabuliek}%
7423 </slovak>

```

### 13.152 “Slovene” language: slovene.mld

The titles for the “slovene” language are taken from the `slovene.dtx` file in the `babel` package [38, 39, 84]:

```

7424 <{*slovene}>
7425 \ProvidesFile{slovene.mld}[2006/01/13]
7426 %% Slovene titles for minitoc.sty
7427 %% from slovene.dtx (babel)
7428 %% Zavrtnik, Danilo and \v{Z}lajpah, Leon
7429 \def\ptctitle{Kazalo}%
7430 \def\plftitle{Slike}%
7431 \def\pltttitle{Tabele}%
7432 %%
7433 \def\mtctitle{Kazalo}%
7434 \def\mlftitle{Slike}%
7435 \def\mltttitle{Tabele}%
7436 %%
7437 \def\stctitle{Kazalo}%
7438 \def\slftitle{Slike}%
7439 \def\slttitle{Tabele}%
7440 </slovene>

```

### 13.153 “Spanish” language: spanish.mld

The titles for the “spanish” language are taken from the `spanish.dtx` file in the `babel` package [38, 39, 31]. Note that the “spanish” is in fact “castillan” (see section 13.33 on page 449). Other languages are spoken in Spain: “basque” (section 13.18 on page 441), “catalan” (section 13.35 on page 449), and “galician” (section 13.64 on page 464). “Spanish2” is a version of “spanish” with shorter titles (see section 13.154 on the next page). “Spanish3” (see section 13.155 on page 512) is a version for the ANTOMEGA [150] project; some titles are different. “Spanish4” is a variant of “spanish” where `\ptctitle` is shorter for articles (section 13.156 on page 512).

```

7441 <*spanish>
7442 \ProvidesFile{spanish.mld}[2006/02/15]
7443 %% Spanish titles for minitoc.sty
7444 %% from spanish.dtx (babel)
7445 %% Bezos, Javier
7446 \expandafter\ifx\csname chapter\endcsname\relax
7447 \def\ptctitle{\`Indice}%
7448 \else
7449 \def\ptctitle{\`Indice General}%
7450 \fi
7451 \def\plftitle{\`Indice de Figuras}%
7452 \def\pltttitle{\`Indice de Tablas}%
7453 %%
7454 \def\mtctitle{\`Indice}%
7455 \def\mlftitle{\`Indice de Figuras}%
7456 \def\mltttitle{\`Indice de Tablas}%
7457 %%
7458 \def\stctitle{\`Indice}%
7459 \def\slftitle{\`Indice de Figuras}%
7460 \def\slttitle{\`Indice de Tablas}%
7461 </spanish>

```

### 13.154 “Spanish2” language: spanish2.mld

The titles for the “spanish2” language are taken from the `spanish.dtx` file in the `babel` package [38, 39, 31], but made shorter for chapter and section levels. See section 13.153 on the preceding page.

```

7462 <*spanish2>
7463 \ProvidesFile{spanish2.mld}[2005/03/31]
7464 %% Spanish titles for minitoc.sty
7465 \def\ptctitle{\`Indice General}%
7466 \def\plftitle{\`Indice de Figuras}%
7467 \def\pltttitle{\`Indice de Tablas}%
7468 %%
7469 \def\mtctitle{Contenido}%
7470 \def\mlftitle{Figuras}%
7471 \def\mltttitle{Tablas}%
7472 %%
7473 \def\stctitle{Contenido}%
7474 \def\slftitle{Figuras}%
7475 \def\slttitle{Tablas}%
7476 </spanish2>

```

### 13.155 “Spanish3” language: spanish3.mld

The titles for the “spanish3” language are taken from the omega-spanish.ldf file of the ANTOMEGA project [150]. See section 13.153 on page 510.

```

7477 <*spanish3>
7478 \ProvidesFile{spanish3.mld}[2005/09/06]
7479 %% Spanish titles for minitoc.sty
7480 %% from omega-spanish.ldf of the ANTOMEGA project.
7481 \def\ptctitle{\localspanish{^^^00cdndice general}}%
7482 \def\plftitle{\localspanish{^^^00cdndice de figuras}}%
7483 \def\plttitle{\localspanish{^^^00cdndice de cuadros}}%
7484 %%
7485 \def\mtctitle{\localspanish{^^^00cdndice general}}%
7486 \def\mlftitle{\localspanish{^^^00cdndice de figuras}}%
7487 \def\mlttitle{\localspanish{^^^00cdndice de cuadros}}%
7488 %%
7489 \def\stctitle{\localspanish{^^^00cdndice general}}%
7490 \def\slftitle{\localspanish{^^^00cdndice de figuras}}%
7491 \def\slttitle{\localspanish{^^^00cdndice de cuadros}}%
7492 </spanish3>

```

### 13.156 “Spanish4” language: spanish4.mld

The titles for the “spanish4” language are taken from the spanish.dtx file from CervanT<sub>E</sub>X [30]. The title of the parttocs is shorter for articles. See also section 13.153 on page 510.

```

7493 <*spanish4>
7494 \ProvidesFile{spanish4.mld}[2006/01/19]
7495 %% Spanish titles for minitoc.sty
7496 %% from spanish.dtx (CervanTeX)
7497 %% Bezoz, Javier
7498 \expandafter\ifx\csname chapter\endcsname\relax
7499 \def\ptctitle{\'Indice}%
7500 \else
7501 \def\ptctitle{\'Indice general}%
7502 \fi
7503 \def\plftitle{\'Indice de figuras}%
7504 \def\plttitle{\'Indice de cuadros}%
7505 %%
7506 \def\mtctitle{\'Indice}%
7507 \def\mlftitle{\'Indice de figuras}%
7508 \def\mlttitle{\'Indice de cuadros}%
7509 %%
7510 \def\stctitle{\'Indice}%
7511 \def\slftitle{\'Indice de figuras}%
7512 \def\slttitle{\'Indice de cuadros}%

```



```
7513 </spanish4>
```

### 13.157 “Swedish” language: `swedish.mld`

The titles for the “swedish” language are taken from the `swedish.dtx` file in the `babel` package [38, 39, 59]. See also section 13.158.

```
7514 <*swedish>
7515 \ProvidesFile{swedish.mld}[2006/01/13]
7516 %% Swedish titles for minitoc.sty
7517 %% from swedish.dtx (babel)
7518 %% Hellman, Sten and Östhols, Erik
7519 \def\ptctitle{Inneh\csname aa\endcsname ll}%
7520 \def\plftitle{Figurer}%
7521 \def\pltttitle{Tabeller}%
7522 %%
7523 \def\mtctitle{Inneh\csname aa\endcsname ll}%
7524 \def\mlftitle{Figurer}%
7525 \def\mltttitle{Tabeller}%
7526 %%
7527 \def\stctitle{Inneh\csname aa\endcsname ll}%
7528 \def\slftitle{Figurer}%
7529 \def\slttitle{Tabeller}%
7530 </swedish>
```

### 13.158 “Swedish2” language: `swedish2.mld`

The titles for the “swedish2” language (variant for `swedish`) are taken from the `rapport.doc` file in the `SIATEX` package [181]. See also section 13.157.

```
7531 <*swedish2>
7532 \ProvidesFile{swedish2.mld}[2006/04/04]
7533 %% Swedish2 titles for minitoc.sty
7534 %% from rapport.doc (slatex)
7535 %% Mattisson, Sven
7536 \def\ptctitle{Inneh\csname aa\endcsname ll}%
7537 \def\plftitle{Figurf\ "orteckning}%
7538 \def\pltttitle{Tabellf\ "orteckning}%
7539 %%
7540 \def\mtctitle{Inneh\csname aa\endcsname ll}%
7541 \def\mlftitle{Figurf\ "orteckning}%
7542 \def\mltttitle{Tabellf\ "orteckning}%
7543 %%
7544 \def\stctitle{Inneh\csname aa\endcsname ll}%
7545 \def\slftitle{Figurf\ "orteckning}%
7546 \def\slttitle{Tabellf\ "orteckning}%

```

```
7547 </swedish2>
```

### 13.159 “Thai” language: `thai.mld` and `thai.mlo`

The titles for the “thai” language are taken from the `thaicjk.ldf` file and use fonts of the CJK system [167, 168]. The `thailatex` package [226] provides the same titles in its `thai.ldf` file.

The titles for the “thai” language contain characters that cannot be easily generated, hence we load `thai.mlo`.

```
7548 <(*thai)
7549 \ProvidesFile{thai.mld}[2005/01/28]
7550 %% from thaicjk.ldf CJK 4.5.2 Thai support for the babel system
7551 %% by Werner Lemberg <wl@gnu.org>
7552 %%
7553 \mtcloadmlo{thai}%
7554 </thai>
```

### 13.160 “Turkish” language: `turkish.mld`

The titles for the “turkish” language are taken from the `turkish.dtx` file in the `babel` package [38, 39, 51]:

```
7555 <(*turkish)
7556 \ProvidesFile{turkish.mld}[2006/01/13]
7557 %% Turkish titles for minitoc.sty
7558 %% from turkish.dtx (babel)
7559 %% Burc, Mustafa
7560 \def\ptctitle{\.I\c cindekiler}%
7561 \def\plftitle{\c Sekiller Listesi}%
7562 \def\pltttitle{Tablolar\in Listesi}%
7563 %%
7564 \def\mtctitle{\.I\c cindekiler}%
7565 \def\mlftitle{\c Sekiller Listesi}%
7566 \def\mltttitle{Tablolar\in Listesi}%
7567 %%
7568 \def\stctitle{\.I\c cindekiler}%
7569 \def\slftitle{\c Sekiller Listesi}%
7570 \def\slttitle{Tablolar\in Listesi}%
7571 </turkish>
```

### 13.161 “Uighur” language: uighur.mld

The “uighur” and “bicig” languages are synonyms, so we just load the bicig.mld file (see section 13.19 on page 442):

```
7572 <*uighur>
7573 \ProvidesFile{uighur.mld}[2006/05/31]
7574 \mtcselectlanguage{bicig}%
7575 </uighur>
```

### 13.162 “Uighur2” language: uighur2.mld

The “uighur2” and “bicig2” languages are synonyms, so we just load the bicig2.mld file (see section 13.20 on page 442):

```
7576 <*uighur2>
7577 \ProvidesFile{uighur2.mld}[2006/05/31]
7578 \mtcselectlanguage{bicig2}%
7579 </uighur2>
```

### 13.163 “Uighur3” language: uighur3.mld

The “uighur3” and “bicig3” languages are synonyms, so we just load the bicig3.mld file (see section 13.19 on page 442):

```
7580 <*uighur3>
7581 \ProvidesFile{uighur3.mld}[2006/05/31]
7582 \mtcselectlanguage{bicig3}%
7583 </uighur3>
```

### 13.164 “UKenglish” language: UKenglish.mld

The “UKenglish” language is just like “english” (“UK” is for “United Kingdom”), so we just load english.mld (see section 13.43 on page 454):

```
7584 <*UKenglish>
7585 \ProvidesFile{UKenglish.mld}[2005/07/11]
7586 \mtcselectlanguage{english}%
7587 </UKenglish>
```

### 13.165 “Ukraineb” language: `ukraineb.mld`

The “ukraineb” language is a synonym for “ukrainian”, so we just load `ukrainian.mld`. See section 13.166.

```

7588 (*ukraineb)
7589 \ProvidesFile{ukraineb.mld}[2006/01/23]
7590 %% Ukrainian titles for minitoc.sty
7591 %% from ukraineb.dtx (babel)
7592 %% Werner, Eduard
7593 \selectlanguage{ukrainian}%
7594 \end{ukraineb}

```

### 13.166 “Ukrainian” language: `ukrainian.mld`

The titles for the “ukrainian” language are taken from the `ukraineb.dtx` file in the `babel` package [38, 39, 79]. Cyrillic fonts are required. Another language name is `ukraineb` (see section 13.165).

```

7595 (*ukrainian)
7596 \ProvidesFile{ukrainian.mld}[2006/01/33]
7597 %% Ukraine titles for minitoc.sty
7598 %% from ukraineb.dtx (babel)
7599 %% Shvaika, Andriy
7600 %% Needs cyrillic fonts
7601 \def\mtctitle{{\cyr\CYZ\cyrm\cyrii\cyrs\cyrt}}%
7602 \def\mlftitle{{\cyr\CYRP\cyre\cyrr\cyre\cyrl\cyrii\cyrk
7603           \ \cyrii\cyrl\cyryu\cyrs\cyrt\cyrr\cyra\cyrc\cyrii\cyrishrt}}%
7604 \def\mltttitle{{\cyr\CYRP\cyre\cyrr\cyre\cyrl\cyrii\cyrk
7605           \ \cyrt\cyra\cyrb\cyrl\cyri\cyrc\cyrsfts}}%
7606 %%
7607 \def\ptctitle{{\cyr\CYZ\cyrm\cyrii\cyrs\cyrt}}%
7608 \def\plftitle{{\cyr\CYRP\cyre\cyrr\cyre\cyrl\cyrii\cyrk
7609           \ \cyrii\cyrl\cyryu\cyrs\cyrt\cyrr\cyra\cyrc\cyrii\cyrishrt}}%
7610 \def\pltttitle{{\cyr\CYRP\cyre\cyrr\cyre\cyrl\cyrii\cyrk
7611           \ \cyrt\cyra\cyrb\cyrl\cyri\cyrc\cyrsfts}}%
7612 %%
7613 \def\stctitle{{\cyr\CYZ\cyrm\cyrii\cyrs\cyrt}}%
7614 \def\slftitle{{\cyr\CYRP\cyre\cyrr\cyre\cyrl\cyrii\cyrk
7615           \ \cyrii\cyrl\cyryu\cyrs\cyrt\cyrr\cyra\cyrc\cyrii\cyrishrt}}%
7616 \def\sltttitle{{\cyr\CYRP\cyre\cyrr\cyre\cyrl\cyrii\cyrk
7617           \ \cyrt\cyra\cyrb\cyrl\cyri\cyrc\cyrsfts}}%
7618 \end{ukrainian}

```

### 13.167 “Uppersorbian” language: `uppersorbian.mld`

The titles for the “uppersorbian” language<sup>45</sup> are taken from the `usorbian.dtx` file in the `babel` package [38, 39, 82]. See also section 13.106 on page 486. A shorter language name is `usorbian` (see section 13.169).

```

7619 \langle*uppersorbian\rangle
7620 \ProvidesFile{uppersorbian.mld}[2006/02/38]
7621 %% Upper sorbian titles for minitoc.sty
7622 %% from usorbian.dtx (babel)
7623 %% Werner, Eduard
7624 %% Needs cyrillic fonts
7625 \def\ptctitle{Wobsah}%
7626 \def\plftitle{Zapis wobrazow}%
7627 \def\plttitle{Zapis tabulkow}%
7628 %%
7629 \def\mtctitle{Wobsah}%
7630 \def\mlftitle{Zapis wobrazow}%
7631 \def\mlttitle{Zapis tabulkow}%
7632 %%
7633 \def\stctitle{Wobsah}%
7634 \def\slftitle{Zapis wobrazow}%
7635 \def\slttitle{Zapis tabulkow}%
7636 \rangleuppersorbian\rangle

```

### 13.168 “USenglish” language: `USenglish.mld`

The “USenglish” language “US” is for “United States (of America)” is just like “english”<sup>46</sup>, so we just load `english.mld` (see section 13.43 on page 454):

```

7637 \langle*USenglish\rangle
7638 \ProvidesFile{USenglish.mld}[2005/07/11]
7639 \mtcselectlanguage{english}%
7640 \rangleUSenglish\rangle

```

### 13.169 “Usorbian” language: `usorbian.mld`

The “usorbian” language is a synonym for “uppersorbian”, so we just load `uppersorbian.mld`. See section 13.167.

<sup>45</sup>Upper sorbian. Sorbian, or wendisch, is a member of the west slavic subgroup of indo-european languages spoken in Upper Lusatia in the german *länder* of Saxony and Brandenburg. The Sorbs are descendents of the Wends, the german name for the slavic tribes who occupied the area between the Elbe and Saale rivers in the west and the Odra (Oder) river in the east during the medieval period (vi-th century).

<sup>46</sup>It should be true for the mini-table titles; the languages themselves have some differences, like the hyphenation rules.

```

7641 <*usorbian>
7642 \ProvidesFile{usorbian.mld}[2006/01/23]
7643 %% Upper sorbian titles for minitoc.sty
7644 %% from usorbian.dtx (babel)
7645 %% Werner, Eduard
7646 \selectlanguage{uppersorbian}%
7647 </usorbian>

```

### 13.170 “Vietnam” language: vietnam.mld

The titles for the “vietnam” language are taken from the vietnam.sty package. Vietnamese fonts are required. See also section [13.171](#).

```

7648 <*vietnam>
7649 \ProvidesFile{vietnam.mld}[1999/03/16]
7650 %% vietnamese titles for minitoc.sty
7651 %%
7652 \def\ptctitle{M\d{u}c l\d{u}c}%
7653 \def\plftitle{Danh s\ 'ach h\ 'inh v\~e}%
7654 \def\plttitle{Danh s\ 'ach b\h{a}ng}%
7655 %%
7656 \def\mtctitle{M\d{u}c l\d{u}c}%
7657 \def\mlftitle{Danh s\ 'ach h\ 'inh v\~e}%
7658 \def\mlttitle{Danh s\ 'ach b\h{a}ng}%
7659 %%
7660 \def\stctitle{M\d{u}c l\d{u}c}%
7661 \def\slftitle{Danh s\ 'ach h\ 'inh v\~e}%
7662 \def\slttitle{Danh s\ 'ach b\h{a}ng}%
7663 </vietnam>

```

### 13.171 “Vietnamese” language: vietnamese.mld

The “vietnamese” language is just a synonym for the “vietnam” language. So we just load vietnam.mld. Vietnamese fonts are required. See also section [13.170](#).

```

7664 <*vietnamese>
7665 \ProvidesFile{vietnamese.mld}[2004/12/14]
7666 \mtcselectlanguage{vietnam}%
7667 </vietnamese>

```

### 13.172 “Welsh” language: `welsh.mld`

The titles for the “welsh” language are taken from the `welsh.dtx` file in the `babel` package [38, 39, 44]:

```

7668 <*welsh>
7669 \ProvidesFile{welsh.mld}[1999/12/06]
7670 %% Welsh titles for minitoc.sty
7671 %% from welsh.dtx (babel)
7672 %% Braams, Johannes
7673 \def\ptctitle{Cynnwys}%
7674 \def\plftitle{Rhestr Ddarluniau}%
7675 \def\plttitle{Rhestr Dablau}%
7676 %%
7677 \def\mtctitle{Cynnwys}%
7678 \def\mlftitle{Rhestr Ddarluniau}%
7679 \def\mlttitle{Rhestr Dablau}%
7680 %%
7681 \def\stctitle{Cynnwys}%
7682 \def\slftitle{Rhestr Ddarluniau}%
7683 \def\slttitle{Rhestr Dablau}%
7684 </welsh>

```

### 13.173 “Xalx” language: `xalx.mld`

The titles for the “xalx” language are taken from the `MonTeX` package [97, 100]. Xalx or Khalkha is the name of the Mongolian nationality residing in Mongolia proper. Their dialect forms the basis of Mongolian written with Cyrillic letters. See also sections 13.100 on page 483, 13.174 on the following page, and 13.175 on the next page.

```

7685 <*xalx>
7686 \ProvidesFile{xalx.mld}[2005/11/16]
7687 %% Mongol (xalx) titles for minitoc.sty
7688 \def\ptctitle{{\mnr Garqig}}%
7689 \def\plftitle{{\mnr Zurgi"in jagsaalt}}%
7690 \def\plttitle{{\mnr X"usn"agti"in jagsaalt}}%
7691 %%
7692 \def\mtctitle{{\mnr Garqig}}%
7693 \def\mlftitle{{\mnr Zurgi"in jagsaalt}}%
7694 \def\mlttitle{{\mnr X"usn"agti"in jagsaalt}}%
7695 %%
7696 \def\stctitle{{\mnr Garqig}}%
7697 \def\slftitle{{\mnr Zurgi"in jagsaalt}}%
7698 \def\slttitle{{\mnr X"usn"agti"in jagsaalt}}%
7699 </xalx>

```

### 13.174 “Xalx2” language: xalx2.mld

The titles for the “xalx2” language are taken from the MonT<sub>E</sub>X package [97, 100]. This is a variant for the “xalx” language (see section 13.173 on the preceding page).

```

7700 <*xalx2>
7701 \ProvidesFile{xalx2.mld}[2006/03/31]
7702 %% Mongol (xalx2) titles for minitoc.sty
7703 \def\ptctitle{\mnr Aguulga}%
7704 \def\plftitle{\mnr Zurgi"in jagsaalt}%
7705 \def\plttitle{\mnr X"usn"agti"in jagsaalt}%
7706 %%
7707 \def\mtctitle{\mnr Aguulga}%
7708 \def\mlftitle{\mnr Zurgi"in jagsaalt}%
7709 \def\mlttitle{\mnr X"usn"agti"in jagsaalt}%
7710 %%
7711 \def\stctitle{\mnr Aguulga}%
7712 \def\slftitle{\mnr Zurgi"in jagsaalt}%
7713 \def\slttitle{\mnr X"usn"agti"in jagsaalt}%
7714 </xalx2>

```

### 13.175 “Xalx3” language: xalx3.mld

The titles for the “xalx3” language are taken from the MonT<sub>E</sub>X package [97, 100]. This is an other variant for the “xalx” language (see section 13.173 on the page before).

```

7715 <*xalx3>
7716 \ProvidesFile{xalx3.mld}[2006/03/31]
7717 %% Mongol (xalx3) titles for minitoc.sty
7718 \def\ptctitle{\xalx{Soderjanie}}%
7719 \def\plftitle{\xalx{Spisok risunkow}}%
7720 \def\plttitle{\xalx{Spisok tablic}}%
7721 %%
7722 \def\mtctitle{\xalx{Soderjanie}}%
7723 \def\mlftitle{\xalx{Spisok risunkow}}%
7724 \def\mlttitle{\xalx{Spisok tablic}}%
7725 %%
7726 \def\stctitle{\xalx{Soderjanie}}%
7727 \def\slftitle{\xalx{Spisok risunkow}}%
7728 \def\slttitle{\xalx{Spisok tablic}}%
7729 </xalx3>

```



## **Part III**

# **Complements**

Contents of the Third Part

<b>Bibliography</b>	<b>523</b>
<b>Changes History</b>	<b>545</b>
<b>Index</b>	<b>575</b>

# Bibliography

- [1] Paul W. ABRAHAMS, Karl BERRY, and Kathryn A. HARGREAVES. *T<sub>E</sub>X for the Impatient*, September 2003. <mailto:impatient@tug.org>. Available from: <http://www.dante.de/tex-archive/info/impatient/book.pdf>. 523
- [2] Paul W. ABRAHAMS, Karl BERRY, and Kathryn A. HARGREAVES. *T<sub>E</sub>X pour l'Impatient*, September 2004. French translation of [1] by Marc CHAUDEMANCHE. Available from: <http://www.dante.de/tex-archive/info/impatient/fr/fbook.pdf>.
- [3] Alex AJ. *Typesetting Malayalam Using L<sup>A</sup>T<sub>E</sub>X 2<sub>ε</sub>*, April 2003. <mailto:alexaj@myrealbox.com>. Available from: <http://www.dante.de/tex-archive/language/malayalam/doc/mm-usr.pdf>. 41, 191, 434, 489, 490
- [4] Alex AJ. *Typesetting Malayalam Using Ω*, January 2006. <mailto:indicTeX@gmail.com>. Available from: <http://www.dante.de/tex-archive/macros/omega/latex/contrib/malayalam-omega/doc/manual-malayalam.pdf>. 41, 191, 434, 489
- [5] Mark ALFORD. *How to create Japanese language documents under GNU/Linux using L<sup>A</sup>T<sub>E</sub>X* [online], March 2006. Available from: [http://www.physics.wustl.edu/~alford/tex/japanese\\_latex.html](http://www.physics.wustl.edu/~alford/tex/japanese_latex.html). <mailto:alford@wuphys.wustl.edu>.
- [6] AMERICAN MATHEMATICAL SOCIETY. *Instructions for Preparation of Papers and Monographs: A<sub>M</sub>S-L<sup>A</sup>T<sub>E</sub>X*. Providence, Rhode Island, 1999. Available from: <http://www.dante.de/tex-archive/macros/latex/required/amslatex/classes/instr-l.pdf>. 85
- [7] ANONYMOUS. *About Kanji* [online], June 1999. Available from: <http://www2.gol.com/users/jpc/Japan/Kanji/>. <mailto:jpc@gol.com>.
- [8] Walter APPEL, Céline CHEVALIER, Emmanuel CORNET, Sébastien DESREUX, Jean-Julien FLECK, and Paul PICHAREAU. *L<sup>A</sup>T<sub>E</sub>X pour l'impatient*. In Céline CHEVALIER, editor, *Technique & Pratique*. H & K, 68, boulevard de Port-Royal, 75005 Paris, July 2005. <mailto:contact@H-K.fr>, see [http://www.h-k.fr/liens/tp/latex\\_pour\\_l\\_impatient.html](http://www.h-k.fr/liens/tp/latex_pour_l_impatient.html).
- [9] Donald ARSENAU. *The wrapfig package*, January 2003. <mailto:asnd@triumf.ca>. Available from: <http://www.dante.de/tex-archive/contrib/macros/latex/contrib/wrapfig/>. 130, 211, 221

- [10] Donald ARSENAU. *chapterbib.sty*, February 2004. <mailto:asnd@reg.triumf.ca>. Available from: <http://www.dante.de/tex-archive/macros/latex/contrib/cite/chapterbib.sty>. 57, 196, 211
- [11] Donald ARSENAU. *The notoccite package*, July 2000. <mailto:asnd@triumf.ca>. Available from: <http://www.dante.de/tex-archive/macros/latex/contrib/misc/notoccite.sty>. 48, 85, 214, 230, 249, 274, 277, 280, 375, 407
- [12] Donald ARSENAU. *The placeins package*, June 2002. <mailto:asnd@triumf.ca>. Available from: <http://www.dante.de/tex-archive/macros/latex/contrib/placeins/>. 29, 85, 202, 204, 216, 230, 385, 391, 407
- [13] Helmer ASLAKSEN. *Chinese T<sub>E</sub>X Using the CJK B<sub>E</sub>T<sub>E</sub>X Package, Unicode TrueType Fonts and pdfT<sub>E</sub>X under Windows* [online], February 2006. Available from: <http://www.math.nus.edu.sg/aslaksen/cs/cjk.html>. <mailto:aslaksen@math.nus.edu.sg>.
- [14] Helmer ASLAKSEN. *Reading and Writing Chinese Characters and Pinyin on the Web Using Unicode* [online], January 2006. Available from: <http://www.math.nus.edu.sg/aslaksen/read.html>. <mailto:aslaksen@math.nus.edu.sg>.
- [15] Iain Menzies BANKS. *Against a Dark Background*. Bantam Books, 1993. 94
- [16] Pierre BASSO and Stephan ULRICH. *bibtopic.sty*, August 2002. <mailto:Pierre.Basso@lim.univ-mrs.fr>, <mailto:stefanulrich@users.sourceforge.net>. Available from: <http://www.dante.de/tex-archive/macros/latex/contrib/bibtopic/bibtopic.pdf>. 57, 195
- [17] David BAUSUM. *T<sub>E</sub>X: Reference and Examples*. Kluwer Academic Publishers, <mailto:davidb@jvlnet.com>, April 2002. See [18]. 524
- [18] David BAUSUM. *T<sub>E</sub>X: Reference and Examples* [online], January 2006. Available from: <http://www.tug.org/utilities/plain/trm.html>. <mailto:davidb@jvlnet.com>, see [17]. 524
- [19] Benjamin BAYART. *Joli manuel pour B<sub>E</sub>T<sub>E</sub>X 2<sub>ε</sub>*. Guide local pour l'ESIEE, December 1995. Available from: <http://www.dante.de/tex-archive/info/JMPL.ps.gz>. 46
- [20] Benjamin BAYART, Thierry BAYET, Prakash COUNTCHAM, Éric DEPARDIEU, Jean-Pierre F. DRUCBERT, Mathieu GOUTELLE, Yvon HENEL, Florence HENRY, Loïc JOLY, Christophe JORSSEN, Erwan LE PENNEC, Nicolas MARKEY, Françoise MARRE-FOURNIER, Sébastien MENGIN, Josselin NOIREL, Bruno PIGUET, Éric STREIT, Thomas VAN OUDENHOVE DE SAINT GÉRY, and Damien WYART. *Foire aux questions du groupe fr.comp.text.tex (version 3.0α)* [online], November 2004. Available from: <http://faqfctt.fr.eu.org/>. <mailto:bayartb@edgard.fdn.fr>.
- [21] Claudio BECCARI and Apostolos SYROPOULOS. *New Greek Fonts and the greek option of the babe1 package*. *TUGboat*, 19(4):419–425, December 1998. Available from: <http://www.tug.org/TUGboat/Articles/tb19-4/tb61becc.pdf>.
- [22] Emmanuel BEFFARA. *Rubber Manual 1.0* [online], July 2005. Available from: <http://www.pps.jussieu.fr/~beffara/soft/rubber/doc.html>. 58, 217

- [23] Alexander BERDNIKOV and Olga A. GRINEVA. *Some Problems with Accents in T<sub>E</sub>X: Letters with Multiple Accents and Accents Varying for Uppercase/Lowercase Letters*. In *Congrès EuroT<sub>E</sub>X'98*, volume 28-29 of *Cahiers GUTenberg*, pages 44–55, St. Malo, March 1998. Available from: <http://www.gutenberg.eu.org/pub/GUTenberg/publicationsPDF/28-29-berdnikovc.pdf>.
- [24] Alexander BERDNIKOV, Olga G. LAPKO, Mikhail KOLODIN, Andrew JANISHEVSKY, and Alexey BURYKIN. *Alphabets Necessary for Various Cyrillic Writing Systems (Towards X2 and T2 Encodings)*. In *Congrès EuroT<sub>E</sub>X'98*, volume 28-29 of *Cahiers GUTenberg*, pages 33–43, St. Malo, March 1998. Available from: <http://www.gutenberg.eu.org/pub/GUTenberg/publicationsPDF/28-29-berdnikovb.pdf>.
- [25] Alexander BERDNIKOV, Olga G. LAPKO, Mikhail KOLODIN, Andrew JANISHEVSKY, and Alexey BURYKIN. *Cyrillic encoding for L<sup>A</sup>T<sub>E</sub>X 2<sub>ε</sub> multi-language documents*. *TUGboat*, 19(4):403–416, 1998. Available from: <http://www.tug.org/TUGboat/Articles/tb19-4/tb61berd.pdf>.
- [26] Alexander BERDNIKOV, Olga G. LAPKO, Mikhail KOLODIN, Andrew JANISHEVSKY, and Alexey BURYKIN. *The Encoding Paradigm in L<sup>A</sup>T<sub>E</sub>X 2<sub>ε</sub> and the Projected X2 Encoding for Cyrillic Texts*. In *Congrès EuroT<sub>E</sub>X'98*, volume 28-29 of *Cahiers GUTenberg*, pages 17–31, March 1998. Available from: <http://www.gutenberg.eu.org/pub/GUTenberg/publicationsPDF/28-29-berdnikova.pdf>.
- [27] Karl BERRY. *Filenames for fonts*. *TUGboat*, 11(4):517–520, November 1990. Available from: <http://www.tug.org/TUGboat/Articles/tb11-4/tb30berry.pdf>. 537
- [28] Karl BERRY. *Fontname*, September 2005. Available from: <http://www.tug.org/fontname/fontname.pdf>.
- [29] Berhanu BEYENE, Manfred KUDLEK, Olaf KUMMER, and Jochen METZINGER. *Ethiopian Language Support for the Babel Package*. Universität Aamburg, December 1998. Available from: <http://www.dante.de/tex-archive/language/ethiopia/ethiop/doc/ethiodoc.ps>. 41, 200, 434, 457, 458
- [30] Javier BEZOS. *Estilo spanish para el sistema babel*, September 2003. <mailto:jbezos@wanadoo.es>. Available from: <http://filemon.mecanica.upm.es/CervanTeX/spanish.dtx>. 512
- [31] Javier BEZOS. *Spanish support from the babel system*, February 2004. <mailto:jbezos@wanadoo.es> or <mailto:babel@braams.cistron.nl>. Available from: <http://www.dante.de/tex-archive/macros/latex/required/babel/spanish.dtx>. 510, 511
- [32] Javier BEZOS. *Typesetting Guaraní with T<sub>E</sub>X*, July 2004. Available from: <http://www.dante.de/tex-archive/language/guarani/guarani.pdf>. 41, 203, 434, 469
- [33] Javier BEZOS. *The titlesec and titletoc packages*, January 2005. <http://www.texytipografia.com/contact.php>. Available from: <http://www.dante.de/tex-archive/macros/latex/contrib/titlesec/titlesec.pdf>. 85, 219, 384
- [34] Giuseppe BILOTTA. *The ℵ (Aleph) Project*. *TUGboat*, 25(1):105–107, July 2004. Available from: <http://www.tug.org/TUGboat/Articles/tb25-1/bilotta.pdf>. 215

- [35] Denis BITOUZÉ and Jean-Côme CHARPENTIER. *TEX*. In *Collection Synthex*. Pearson Education France, September 2006.
- [36] Victor BOYKO. *The russian.sty file*, January 1995. Available from:  
<ftp://ftp.dante.de/tex-archive/macros/latex/contrib/cmcyralt/russian.sty>. 504
- [37] Johannes BRAAMS. *Babel, a multilingual style-option system for use with TEX's standard document styles*. *TUGboat*, 12(2):291–301, June 1991. Available from:  
<http://www.tug.org/TUGboat/Articles/tb12-2/tb32braa.pdf>. 434
- [38] Johannes BRAAMS. *Babel, a multilingual package for use with TEX's standard document classes*, June 2004. <mailto:babel@bramms.cistron.nl>. Available from:  
<http://www.dante.de/tex-archive/macros/latex/required/babel/babel.pdf>. 36, 41, 71, 194, 195, 200, 228, 434, 435, 436, 440, 441, 444, 445, 446, 447, 449, 451, 452, 453, 454, 455, 456, 460, 461, 462, 464, 465, 466, 475, 477, 478, 479, 484, 486, 487, 488, 493, 494, 495, 496, 498, 499, 500, 503, 507, 508, 509, 510, 511, 513, 514, 516, 517, 519
- [39] Johannes BRAAMS. *Babel, a multilingual package for use with TEX's standard document classes (user)*, June 2004. <mailto:babel@bramms.cistron.nl>. Available from:  
<http://www.dante.de/tex-archive/macros/latex/required/babel/user.pdf>. 36, 41, 71, 194, 195, 200, 228, 434, 435, 436, 440, 441, 444, 445, 446, 447, 449, 451, 452, 453, 454, 455, 456, 460, 461, 462, 464, 465, 466, 475, 477, 478, 479, 484, 486, 487, 488, 493, 494, 495, 496, 498, 499, 500, 503, 507, 508, 509, 510, 511, 513, 514, 516, 517, 519
- [40] Johannes BRAAMS. *Dutch language support from the babel system*, March 2005. <mailto:babel@bramms.cistron.nl>. Available from:  
<http://www.dante.de/tex-archive/macros/latex/required/babel/dutch.dtx>. 435, 453
- [41] Johannes BRAAMS. *English support from the babel system*, March 2005. <mailto:babel@bramms.cistron.nl>. Available from:  
<http://www.dante.de/tex-archive/macros/latex/required/babel/english.dtx>. 454, 455
- [42] Johannes BRAAMS. *Irish support from the babel system*, March 2005. <mailto:babel@bramms.cistron.nl>. Available from:  
<http://www.dante.de/tex-archive/macros/latex/required/babel/irish.dtx>. 478
- [43] Johannes BRAAMS. *Norsk support from the babel system*, March 2005. <mailto:babel@bramms.cistron.nl>. Available from:  
<http://www.dante.de/tex-archive/macros/latex/required/babel/norsk.dtx>. 494, 495
- [44] Johannes BRAAMS. *Welsh support from the babel system*, March 2005. <mailto:babel@bramms.cistron.nl>. Available from:  
<http://www.dante.de/tex-archive/macros/latex/required/babel/welsh.dtx>. 519
- [45] Johannes BRAAMS, Juan M. AGUIRREGABIRIA, and Julio SANCHEZ. *Basque support from the babel system*, March 2005. <mailto:babel@bramms.cistron.nl>, <mailto:lg.ehu.es>. Available from:  
<http://www.dante.de/tex-archive/macros/latex/required/babel/basque.dtx>. 441
- [46] Johannes BRAAMS and Einar ÁRNASON. *Icelandic support from the babel system*, March 2005. <mailto:babel@bramms.cistron.nl>, <mailto:einar@lif.hi.is>. Available from:  
<http://www.dante.de/tex-archive/macros/latex/required/babel/icelandic.dtx>. 477

- [47] Johannes BRAAMS and Goncal BADENES. *Catalan language support from the babel system*, March 2005. <mailto:babel@bramms.cistron.nl>, <mailto:badenes@imec.be>. Available from: <http://www.dante.de/tex-archive/macros/latex/required/babel/catalan.dtx>. 449
- [48] Johannes BRAAMS and Claudio BECCARI. *Latin support from the babel system*, November 2005. <mailto:babel@bramms.cistron.nl>, <mailto:claudio.beccari@polito.it>. Available from: <http://www.dante.de/tex-archive/macros/latex/required/babel/latin.dtx>. 484
- [49] Johannes BRAAMS, Árpád BÍRÓ, and József BÉRCES. *Magyar support from the babel system*, March 2005. <mailto:babel@bramms.cistron.nl>. Available from: <http://www.dante.de/tex-archive/macros/latex/required/babel/magyar.dtx>. 487, 488
- [50] Johannes BRAAMS and Georgi BOSHTAKOV. *Bulgarian language support from the babel system*, March 2005. <mailto:babel@bramms.cistron.nl>, <mailto:georgi.boshtakov@umist.ac.uk>. Available from: <http://www.dante.de/tex-archive/macros/latex/required/babel/bulgarian.dtx>. 446
- [51] Johannes BRAAMS and Mustafa BURC. *Turkish support from the babel system*, March 2005. <mailto:babel@bramms.cistron.nl>, <mailto:rz6001@rziris01.rz.uni-hamburg.de>. Available from: <http://www.dante.de/tex-archive/macros/latex/required/babel/turkish.dtx>. 514
- [52] Johannes BRAAMS, David CARLISLE, Alan JEFFREY, Leslie LAMPORT, Frank MITTELBACH, Chris ROWLEY, and Rainer SCHÖPF. *The L<sup>A</sup>T<sub>E</sub>X 2<sub>ε</sub> Sources*, 2003. Available from: <http://www.dante.de/tex-archive/macros/latex/base>.
- [53] Johannes BRAAMS and Manuel CARRIBA. *Galician support from the babel system*, March 2005. <mailto:babel@bramms.cistron.nl>, <mailto:mcarriba@eunetcom.net>. Available from: <http://www.dante.de/tex-archive/macros/latex/required/babel/galician.dtx>. 464
- [54] Johannes BRAAMS, Jana CHLEBIKOVÁ, and Tobias SCHLEMMER. *Slovak support from the babel system*, March 2005. <mailto:babel@bramms.cistron.nl>, <mailto:chlebikj@mff.uniba.cs>, <mailto:Tobias.Schlemmer@web.de>. Available from: <http://www.dante.de/tex-archive/macros/latex/required/babel/slovak.dtx>. 509
- [55] Johannes BRAAMS, Maurizio CODOGNO, and Claudio BECCARI. *Italian support from the babel system*, November 2005. <mailto:babel@bramms.cistron.nl>, <mailto:mau@beatles.cselt.stet.it>, <mailto:beccari@polito.it>. Available from: <http://www.dante.de/tex-archive/macros/latex/required/babel/italian.dtx>. 479
- [56] Johannes BRAAMS, Victor EIJKHOUT, and Nico POPPELIER. *The development of national L<sup>A</sup>T<sub>E</sub>X styles*. *TUGboat*, 10(3):401–406, November 1989. Available from: <http://www.tug.org/TUGboat/Articles/tb10-3/tb25braams.pdf>. 434
- [57] Johannes BRAAMS and Daniel FLIPO. *French support from the babel system*, February 2005. <mailto:babel@bramms.cistron.nl>, <mailto:Daniel.Flipo@univ-lille1.fr>. Available from: <http://www.dante.de/tex-archive/macros/latex/required/babel/frenchb.dtx>. 461, 462

- [58] Johannes BRAAMS and Fraser GRANT. *Scottish support from the babel system*, March 2005. <mailto:babel@bramms.cistron.nl>, <mailto:fraser@cernvm>. Available from: <http://www.dante.de/tex-archive/macros/latex/required/babel/scottish.dtx>. 508
- [59] Johannes BRAAMS and Sten HELLMAN. *Swedish support from the babel system*, March 2005. <mailto:babel@bramms.cistron.nl>, <mailto:hellman@cernvm.cern.ch>. Available from: <http://www.dante.de/tex-archive/macros/latex/required/babel/swedish.dtx>. 513
- [60] Johannes BRAAMS, Umstatter HORST, and Robert JUHASZ. *Romanian support from the babel system*, March 2005. <mailto:babel@bramms.cistron.nl>, <mailto:hhu@cernvm.cern.ch>, <mailto:robertj@uni-paderborn.de>. Available from: <http://www.dante.de/tex-archive/macros/latex/required/babel/romanian.dtx>. 499
- [61] Johannes BRAAMS and Regnor JERNSLETTEN. *North Sami support from the babel system*, February 2004. <mailto:babel@bramms.cistron.nl>, <mailto:Regnor.Jernsletten@sami.uit.no> or <mailto:Regnor.Jernsletten@eunet.no>. Available from: <http://www.dante.de/tex-archive/macros/latex/required/babel/samin.dtx>. 507
- [62] Johannes BRAAMS, Mikko KANERVA, and Keranen REINO. *Finnish support from the babel system*, March 2005. <mailto:babel@bramms.cistron.nl>, <mailto:kanerva@cernvm>, <mailto:keranen@cernvm>. Available from: <http://www.dante.de/tex-archive/macros/latex/required/babel/finnish.dtx>. 460
- [63] Johannes BRAAMS and Peter KLEIWEG. *Interlingua support from the babel system*, March 2005. <mailto:babel@bramms.cistron.nl>, <mailto:kleiweg@let.rug.nl>. Available from: <http://www.dante.de/tex-archive/macros/latex/required/babel/interlingua.dtx>. 478
- [64] Johannes BRAAMS, Jörg KNAPPEN, and Terry MART. *Bahasa Indonesia support from the babel system*, November 2005. <mailto:babel@bramms.cistron.nl>, <mailto:joerg.knappen@alpha.ntp.springer.de>, <mailto:mart@vkpmzd.kph.uni-mainz.de>. Available from: <http://www.dante.de/tex-archive/macros/latex/required/babel/bahasa.dtx>. 440
- [65] Johannes BRAAMS, Jörg KNAPPEN, Terry MART, and Bob MARGOLIS. *Bahasa Malaysia support from the babel system*, November 2005. <mailto:babel@bramms.cistron.nl>, <mailto:joerg.knappen@alpha.ntp.springer.de>, <mailto:mart@vkpmzd.kph.uni-mainz.de>, <mailto:bob.margolis@ntlworld.com>. Available from: <http://www.dante.de/tex-archive/macros/latex/required/babel/bahasam.dtx>. 440
- [66] Johannes BRAAMS, Olga G. LAPKO, Vladimir VOLOVICH, and Werner LEMBERG. *Russian support from the babel system*, March 2005. <mailto:babel@bramms.cistron.nl>, <mailto:cyrtug@mir.msk.su>, <mailto:TeX@vvv.vsu.ru> et <mailto:wl@gnu.org>. Available from: <http://www.dante.de/tex-archive/macros/latex/required/babel/russianb.dtx>. 447, 503
- [67] Johannes BRAAMS and Henning LARSEN. *Danish language support from the babel system*, March 2005. <mailto:babel@bramms.cistron.nl>, <mailto:larsen@cernvm.cern.ch>. Available from: <http://www.dante.de/tex-archive/macros/latex/required/babel/danish.dtx>. 452



- [68] Johannes BRAAMS and Boris LAVVA. *Hebrew language support from the babel system*, March 2005. <mailto:babel@bramms.cistron.nl>. Available from: <http://www.dante.de/tex-archive/macros/latex/required/babel/hebrew.dtx>. 475
- [69] Johannes BRAAMS and Milos LOKAJICEK. *Czech language support from the babel system*, March 2005. <mailto:babel@bramms.cistron.nl>, <mailto:lokajick@cernvm>. Available from: <http://www.dante.de/tex-archive/macros/latex/required/babel/czech.dtx>. 451
- [70] Johannes BRAAMS, Ruiz-Altaba MARTI, and Jörg KNAPPEN. *Esperanto support from the babel system*, March 2005. <mailto:babel@bramms.cistron.nl>, <mailto:ruizaltb@cernvm.cern.ch>, <mailto:knappen@vkpmzd.kph.uni-mainz.de>. Available from: <http://www.dante.de/tex-archive/macros/latex/required/babel/esperanto.dtx>. 455
- [71] Johannes BRAAMS, Dejan MUHAMEDAGIĆ, and Jankovic SLOBODAN. *Serbocroatian support from the babel system*, March 2005. <mailto:babel@bramms.cistron.nl>, <mailto:dejan@yunix.com>, <mailto:slobodan@archimed.filfak.ac.ni.yu>. Available from: <http://www.dante.de/tex-archive/macros/latex/required/babel/serbian.dtx>. 508
- [72] Johannes BRAAMS and Alan PAIĆ. *Croatian language support from the babel system*, March 2005. <mailto:babel@bramms.cistron.nl>, <mailto:paica@cernvm.cern.ch>. Available from: <http://www.dante.de/tex-archive/macros/latex/required/babel/croatian.dtx>. 451
- [73] Johannes BRAAMS and Bernd RAICHLE. *German support from the babel system*, February 2004. <mailto:babel@bramms.cistron.nl>, <mailto:azu.Informatik.Uni-Stuttgart.de>. Available from: <http://www.dante.de/tex-archive/macros/latex/required/babel/germanb.dtx>. 465
- [74] Johannes BRAAMS, Bernd RAICHLE, and Walter SCHMIDT. *New German support from the babel system*, February 2004. <mailto:babel@bramms.cistron.nl>, <mailto:raichle@azu.Informatik.Uni-Stuttgart.de>. Available from: <http://www.dante.de/tex-archive/macros/latex/required/babel/ngermanb.dtx>. 493
- [75] Johannes BRAAMS and Jose Pedro RAMALHETE. *Portuguese support from the babel system*, March 2005. <mailto:babel@bramms.cistron.nl>, <mailto:jramalhe@cernvm> or [mailto:Jose-Pedro\\_Ramalhete@macmail](mailto:Jose-Pedro_Ramalhete@macmail). Available from: <http://www.dante.de/tex-archive/macros/latex/required/babel/portuges.dtx>. 444, 498
- [76] Johannes BRAAMS and Christian ROLLAND. *Breton language support from the babel system*, March 2005. <mailto:babel@bramms.cistron.nl>, <mailto:Christian.Rolland@univ-brest.fr>. Available from: <http://www.dante.de/tex-archive/macros/latex/required/babel/breton.dtx>. 445
- [77] Johannes BRAAMS and Enn SAAR. *Estonian support from the babel system*, March 2005. <mailto:babel@bramms.cistron.nl>, <mailto:saar@aai.ee>. Available from: <http://www.dante.de/tex-archive/macros/latex/required/babel/estonian.dtx>. 456
- [78] Johannes BRAAMS, Elmar SCHALUECK, and Michael JANICH. *Polish support from the babel system*, March 2005. <mailto:babel@bramms.cistron.nl>, <mailto:elmar@uni-paderborn.de>, <mailto:massa@uni-paderborn.de>. Available from: <http://www.dante.de/tex-archive/macros/latex/required/babel/polish.dtx>. 496

- [79] Johannes BRAAMS and Andrij SHVAIKA. *Ukrainian support from the babel system*, March 2005. <mailto:babel@bramms.cistron.nl>, <mailto:ashv@icmp.lviv.ua>. Available from: <http://www.dante.de/tex-archive/macros/latex/required/babel/ukraineb.dtx>. 516
- [80] Johannes BRAAMS and Apostolos SYROPOULOS. *Greek support from the babel system*, March 2005. <mailto:babel@bramms.cistron.nl>, <mailto:apostolo@platon.ee.duth.gr> or <mailto:apostolo@obelix.ee.duth.gr>. Available from: <http://www.dante.de/tex-archive/macros/latex/required/babel/greek.dtx>. 466
- [81] Johannes BRAAMS and Eduard WERNER. *Lower Sorbian support from the babel system*, March 2005. <mailto:babel@bramms.cistron.nl>, <mailto:edi@kaihh.hanse.de>. Available from: <http://www.dante.de/tex-archive/macros/latex/required/babel/lrsorbian.dtx>. 486
- [82] Johannes BRAAMS and Eduard WERNER. *Upper Sorbian support from the babel system*, March 2005. <mailto:babel@bramms.cistron.nl>, <mailto:edi@kaihh.hanse.de>. Available from: <http://www.dante.de/tex-archive/macros/latex/required/babel/usorbian.dtx>. 517
- [83] Johannes BRAAMS and Adi ZAIMI. *Albanian support from the babel system*, November 2005. <mailto:babel@bramms.cistron.nl>, <mailto:zami1st@yahoo.com>. Available from: <http://www.dante.de/tex-archive/macros/latex/required/babel/albabian.dtx>. 436
- [84] Johannes BRAAMS, Danilo ZAVRTANIK, and Leon ŽLAJPAH. *Slovene support from the babel system*, March 2005. <mailto:babel@bramms.cistron.nl>, <mailto:leon.zlajpah@ijs.si>. Available from: <http://www.dante.de/tex-archive/macros/latex/required/babel/slovene.dtx>. 510
- [85] Felix BRAUN. *Die Documentklasse jura*, July 1998. <mailto:fbraun@atdot.org>. Available from: <http://www.dante.de/tex-archive/macros/latex/contrib/jura/>. 85, 193, 204, 382
- [86] Jim BREEN. *Jim BREEN's Japanese Page* [online], September 2006. Available from: <http://www.csse.monash.edu.au/~jwb/japanese.html>. <mailto:jwb@csse.monash.edu.au>.
- [87] Peter BREITENLOHNER. *The  $\epsilon$ -TeX manual (version 2)*. The  $\mathcal{N}\mathcal{T}\mathcal{S}$  Team, Max-Planck-Institut für Physik, München, February 1998. Available from: [http://www.dante.de/tex-archive/systems/e-tex/v2/doc/etex\\_man.pdf](http://www.dante.de/tex-archive/systems/e-tex/v2/doc/etex_man.pdf). 199
- [88] David CARELLA. *Règles typographiques et normes: Mise en pratique avec L<sup>A</sup>T<sub>E</sub>X*. Vuibert, Paris, January 2006.
- [89] David CARLISLE. *The xr package*, May 1994. <mailto:carlisle@cs.man.ac.uk>. Available from: <http://www.dante.de/tex-archive/macros/required/tools/xr.dtx>. 26, 221, 287
- [90] David CARLISLE. *The xr-hyper package*, March 2000. Available from: <http://www.dante.de/tex-archive/macros/latex/contrib/hyperref/xr-hyper.sty>. 221
- [91] David CARLISLE. *The color package*, November 2005. <mailto:carlisle@cs.man.ac.uk>. Available from: <http://www.dante.de/tex-archive/macros/required/graphics/color.dtx>. 112

- [92] Otfried CHEONG. *Using TrueType Fonts in Pdf $\TeX$*  [online], September 2005.  
Available from: <http://ipe.comp.geom.org/pdftex.html>.  
<mailto:otfried@tclab.kaist.ac.kr>.
- [93] Pai H. CHOU. *How to make  $\TeX$  (te $\TeX$ ) handle unicode and CJK in MacOSX* [online], December 2004. Available from: <http://www.ece.uci.edu/~chou/unicode-tex.html>.  
<mailto:chou@ece.uci.edu>. 200
- [94] Steven Douglas COCHRAN. *The subfigure package*, March 1995.  
<mailto:sds@cs.cmu.edu>, <mailto:cochran@ieee.org>. Available from: <http://www.dante.de/tex-archive/obsolete/macros/latex/contrib/subfigure/subfigure.pdf>.  
31, 85, 131, 211, 219
- [95] Steven Douglas COCHRAN. *The captcont package*, February 2002.  
<mailto:sds@cs.cmu.edu>, <mailto:cochran@ieee.org>. Available from:  
<http://www.dante.de/tex-archive/macros/latex/contrib/captcont/>. 50, 73, 85, 195,  
233, 252
- [96] Steven Douglas COCHRAN. *The subfig Package*, January 2004.  
<mailto:sds@cs.cmu.edu>, <mailto:cochran@ieee.org>. Available from:  
<http://www.dante.de/tex-archive/macros/latex/contrib/subfig/subfig.pdf>. 31, 85, 138,  
195, 211, 219, 366
- [97] Oliver CORFF. *Mon $\TeX$  – A Quick Guide* (draft), July 2002.  
<mailto:corff@zedat.fu-berlin.de>. Available from:  
<http://www.dante.de/tex-archive/language/mongolian/montex/doc/mlsquick.pdf>. 41,  
191, 208, 434, 442, 443, 444, 447, 448, 492, 504, 519, 520
- [98] Oliver CORFF. *Some Notes on the Pentaglot Dictionary* [online], April 2002. Available  
from: <http://userpage.fu-berlin.de/~corff/im/Buch.Pentaglot.html>.  
<mailto:corff@zedat.fu-berlin.de>. 209
- [99] Oliver CORFF. *Infosystem Mongolei* [online], July 2004. Available from:  
<http://userpage.fu-berlin.de/~corff/infomong.html>. An Internet-based Journal on  
Mongolian Affairs. 208
- [100] Oliver CORFF and Dorjpalam DORJ. *Mon $\TeX$  – Mongolian for  $\TeX$  2 $\epsilon$ , Implementation  
Level System Documentation*, July 2002. <mailto:corff@zedat.fu-berlin.de>. Available  
from:  
<http://www.dante.de/tex-archive/language/mongolian/montex/doc/montex.pdf>. 41,  
191, 208, 434, 442, 443, 444, 447, 448, 492, 504, 519, 520
- [101] Serguei DACHIAN, Arnak DALALYAN, and Vardan VAKOPIAN. *Arm $\TeX$ : a System for  
Writing in Armenian with  $\TeX$  and  $\TeX$  (written in armenian)*, June 1999.  
<mailto:Serguei.Dachian@univ-lemans.fr>. Available from:  
<http://www.dante.de/tex-archive/language/armtex/v2.0/manual.ps>. 41, 194, 434,  
438
- [102] Bernard DESGRAUPES. *METAFONT, Guide pratique*. Vuibert, Paris, March 1999. 198
- [103] Bernard DESGRAUPES.  *$\TeX$ , Apprentissage, guide et référence*. Vuibert, Paris, second  
edition, March 2003.
- [104] Bernard DESGRAUPES. *Passeport pour Unicode*. Vuibert, Paris, April 2005. 200

- [105] Jean-Pierre F. DRUCBERT. *The shorttoc package*, August 2002.  
<mailto:jean-pierre.drucbert@onera.fr>. Available from:  
<http://www.dante.de/tex-archive/macros/latex/contrib/shorttoc/shorttoc.dtx>. 19, 94, 218
- [106] Jean-Pierre F. DRUCBERT. *Le paquetage minitoc*, November 2006.  
<mailto:jean-pierre.drucbert@onera.fr>. Available from:  
<http://www.dante.de/tex-archive/macros/latex/contrib/minitoc/fminitoc.pdf>. 94, 413
- [107] Jean-Pierre F. DRUCBERT. *The mini toc package*, November 2006.  
<mailto:jean-pierre.drucbert@onera.fr>. Available from:  
<http://www.dante.de/tex-archive/macros/latex/contrib/minitoc/minitoc.pdf>. 93, 413
- [108] Victor EIJKHOUT. *The comment package*, October 1999. <mailto:victor@eijkhout.net>.  
 Available from: <http://www.dante.de/tex-archive/macros/latex/contrib/comment/>.
- [109] Behdad ESFAHBOD and Roozbeh POURNADER. *FarsiT<sub>E</sub>X and the Iranian T<sub>E</sub>X Community*. *TUGboat*, 22(3):41–44, 2003. Available from:  
<http://www.tug.org/TUGboat/Articles/tb23-1/farsitex.pdf>. 41, 201, 434, 458, 459
- [110] Mike FABIAN. *CJK Support in SuSe Linux*, March 2005. Available from:  
<http://www.suse.de/~mfabian/suse-cjk.pdf>.
- [111] Robin FAIRBAIRNS. *The UK T<sub>E</sub>X FAQ. Your 396 Questions Answered*, November 2005. Version 3.15a. Available from:  
<ftp://cam.ctan.org/tex-archive/help/uk-tex-faq/newfaq.pdf>.
- [112] Michael J. FERGUSON. *Report on multilingual activities*. *TUGboat*, 11(4):514–516, November 1990.
- [113] Peter FLYNN. *Formatting information. A beginner's introduction to typesetting with  $\mathcal{E}$ T<sub>E</sub>X*, March 2005. <mailto:peter.silmaril.ie>. Available from:  
<http://www.dante.de/tex-archive/tex/info/beginlatex/beginlatex-3.6.pdf>.
- [114] Maarten GELDERMAN. *A short introduction to font characteristics*. *TUGboat*, 20(2):96–104, June 1999. Available from:  
<http://www.tug.org/TUGboat/Articles/tb20-2/tb63geld.pdf>.
- [115] Chuck GENSCHE and John WARNOCK. *PDF Reference*, November 2004. Available from: <http://partners.adobe.com/public/developer/en/pdf/PDFReference16.pdf>. 216
- [116] Helen GILHOLLY and Rozenn ETIENNE. *Lire et écrire le japonais*. Langues orientales. Larousse, Paris, March 2006. Translation and adaptation to french by Cécile DESPRAIRIES.
- [117] Michel GOOSSENS, Sebastian RAHTZ, Eitan M. GURAI, ROSS MOORE, and Robert S. SUTOR. *The  $\mathcal{E}$ T<sub>E</sub>X Web Companion: Integrating T<sub>E</sub>X, HTML, and XML*. Tools and Techniques for Computer Typesetting. Addison-Wesley, Reading, Massachusetts, June 1999. With Eitan M. GURARI, ROSS MOORE and Robert S. SUTOR.
- [118] Norman GRAY. *The urlbst package*, June 2005.  
<http://www.astro.gla.ac.uk/users/norman/>. Available from:  
<http://www.tug.org/tex-archive/macros/latex/contrib/urlbst/urlbst.pdf>. 200, 203, 233, 566

- [119] Hans HAGEN. *Aleph* 8, July 2004. Available from:  
<http://www.pragma-ade.com/general/manuals/aleph.pdf>. 215
- [120] Hans HAGEN. *Typographic Programming*, 2004. Version préliminaire. Available from:  
<http://www.pragma-ade.com/general/manuals/style.pdf>.
- [121] Thorsten HANSEN. *The bibunits package*, May 2004.  
<mailto:thorsten.hansen@psychol.uni-giessen.de>. Available from:  
<http://www.dante.de/tex-archive/macros/latex/contrib/bibunits/bibunits.pdf>. 57, 195, 211
- [122] Thorsten HANSEN. *The multibib package*, January 2004.  
<mailto:thorsten.hansen@psychol.uni-giessen.de>. Available from:  
<http://www.dante.de/tex-archive/macros/latex/contrib/multibib/multibib.pdf>. 57, 211
- [123] Patrick HAPPEL. *The lipsum package*, January 2005. <mailto:patrick.happel@rub.de>.  
Available from:  
<http://www.dante.de/tex-archive/macros/latex/contrib/lipsum/lipsum.pdf>. 206, 569
- [124] Yannis HARALAMBOUS. *Fontes et codages*. O'Reilly France, April 2004.  
<mailto:xavier@editions-oreilly.fr>. Available from:  
<http://www.oreilly.fr/catalogue/284177273X.desc.html>. 470, 472, 474
- [125] Yannis HARALAMBOUS and John PLAICE. *First applications of  $\Omega$ : Greek, Arabic, Khmer, Poetica, ISO 10646/Unicode, etc.* *TUGboat*, 15(3):344–352, 1994.
- [126] Yannis HARALAMBOUS and John PLAICE.  $\Omega$ , a  $T_{\text{E}}X$  extension including Unicode and featuring lex-like filtering processes. In Wlodek BZYL and PLATA-PRZECHELEWSKI, editors, *Proceedings of the European  $T_{\text{E}}X$  Conference*, pages 153–166, Gdnask, Poland, 1994. GUST. 533
- [127] Yannis HARALAMBOUS and John PLAICE. *The Design and Use of a Multiple-Alphabet Font with Omega*. *MAPS*, 27:27–37, 2000. Available from:  
[http://www.ntg.nl/maps/pdf/24\\_7.pdf](http://www.ntg.nl/maps/pdf/24_7.pdf).
- [128] Yannis HARALAMBOUS and John PLAICE. *Traitement automatique des langues et compositions sous Omega*. *Cahiers GUTenberg*, 39-40:139–166, May 2001.  
Available from: <http://www.gutenberg.eu.org/publications/cahiers/r25-cahiers39-40/131-yannis.html>.
- [129] Yannis HARALAMBOUS, John PLAICE, and Éric PICHERAL.  $\Omega$ , une extension de  $T_{\text{E}}X$  incluant UNICODE et des filtres de type lex. *Cahiers GUTenberg*, 20:55–80, June 1995. French translation of [126].
- [130] Alexander HARIN and Vadim V. ZHYTNIKOV. *The cmcyralt.sty file*, December 1994.  
Available from:  
<ftp://ftp.dante.de/tex-archive/macros/latex/contrib/cmcyralt/cmcyralt.sty>. 505
- [131] Stephan HENNIG. *The mcaption package*, September 2005.  
<mailto:stephanhennig@arcor.de>. Available from:  
<http://www.dante.de/tex-archive/macros/latex/contrib/mcaption/mcaption.pdf>. 50, 69, 85, 207, 253
- [132] Alan HOENIG. *T<sub>E</sub>X Unbound*. Oxford University Press, Oxford New York, 1998.  $\text{\LaTeX}$  &  $T_{\text{E}}X$  Strategies for Fonts, Graphics, & More.

- [133] Hiroya IKEDA. *p $\mathcal{E}\mathcal{T}\mathcal{E}\mathcal{X}$  2 $\epsilon$* , September 2001. In japanese, <mailto:ike@kobitosan.net>. Available from: <http://www.kobitosan.net/ike/latex/handhtml/index.html>. 216
- [134] Tetsuo IWAKUMA and Tetsuo FURUKAWA. *A Guide to use Macros and Style Files in  $\mathcal{E}\mathcal{T}\mathcal{E}\mathcal{X}$* <sup>47</sup>, August 1994. <mailto:bear@hashi1.civil.tohoku.ac.jp> and [furakawa@hagi.ces.kyutech.ac.jp](mailto:furakawa@hagi.ces.kyutech.ac.jp). Available from: [http://www.moivre.usherbrooke.ca/Intranet/Doc/LATEX\\_HOWTO/styleuse.pdf](http://www.moivre.usherbrooke.ca/Intranet/Doc/LATEX_HOWTO/styleuse.pdf).
- [135] Youssef JABRI. *Typesetting Arabic and Farsi with the  $\mathcal{A}\mathcal{r}\mathcal{a}\mathcal{b}\mathcal{i}$  package. The Users Guide*, February 2006. <mailto:yjabri@ensa.univ-oujda.ac.ma>, École des sciences appliquées, Boîte 696, Oujda, Maroc. Available from: [http://www.dante.de/tex-archive/language/arabic/arabi/doc/latex/arabi/user\\_guide.pdf](http://www.dante.de/tex-archive/language/arabic/arabi/doc/latex/arabi/user_guide.pdf). 36, 41, 194, 437, 459
- [136] Alan JEFFREY. *PostScript font support in  $\mathcal{E}\mathcal{T}\mathcal{E}\mathcal{X}$  2 $\epsilon$* . *TUGboat*, 15(3):263–268, September 1994. Available from: <http://www.tug.org/TUGboat/Articles/tb15-3/tb44jeff.pdf>.
- [137] Zhuhan JIANG. *The  $\mathcal{v}\mathcal{r}\mathcal{u}\mathcal{l}\mathcal{e}\mathcal{r}$  package*, October 1996. <mailto:zhuhan@neumann.une.edu.au>, and look at <http://www.dante.de/tex-archive/help/Catalogue/entries/vruler.html>. Available from: <http://www.dante.de/tex-archive/macros/latex/contrib/misc/vruler sty>.
- [138] David M. JONES. *hangcaption.sty*, August 1992. <mailto:dmjones@theory.lcs.mit.edu>. Available from: <http://www.dante.de/tex-archive/macros/latex209/contrib/misc/hangcaption.sty>. 50, 76, 85, 203, 234, 251
- [139] Ki-Joo KIM. *A Bib $\mathcal{T}\mathcal{E}\mathcal{X}$  Guide via Examples*, April 2004. <mailto:kijoo2000@yahoo.com>. Available from: [http://www.geocities.com/bibtex\\_guide.pdf](http://www.geocities.com/bibtex_guide.pdf).
- [140] Ki-Joo KIM. *How to Create PDF from  $\mathcal{E}\mathcal{T}\mathcal{E}\mathcal{X}$* , April 2004. <mailto:kijoo2000@yahoo.com>. Available from: <http://www.geocities.com/latex2pdf.pdf>.
- [141] Ki-Joo KIM.  *$\mathcal{E}\mathcal{T}\mathcal{E}\mathcal{X}$  Fonts*, November 2005. <mailto:kijoo2000@yahoo.com>. Available from: [http://www.geocities.com/latex\\_fonts.pdf](http://www.geocities.com/latex_fonts.pdf).
- [142] Donald E. KNUTH. *Computer Modern Typefaces*, volume E of *Computers and Typesetting*. Addison-Wesley, Reading, Massachusetts, 1986. 34, 198
- [143] Donald E. KNUTH. *The  $\mathcal{T}\mathcal{E}\mathcal{X}$ book*, volume A of *Computers and Typesetting*. Addison-Wesley, Reading, Massachusetts, 16th edition, 1989. Revised to cover  $\mathcal{T}\mathcal{E}\mathcal{X}$ 3, 1991. 196, 205, 219, 220, 534
- [144] Donald E. KNUTH. *The  $\mathcal{M}\mathcal{E}\mathcal{T}\mathcal{A}\mathcal{F}\mathcal{O}\mathcal{N}\mathcal{T}$ book*, volume C of *Computers and Typesetting*. Addison-Wesley, Reading, Massachusetts, 1993. With the final corrections of 1993. 198
- [145] Donald E. KNUTH. *Le  $\mathcal{T}\mathcal{E}\mathcal{X}$ book, Composition informatique*. Vuibert, Paris, 2003. French translation of [143], by Jean-Côme CHARPENTIER. 205

---

<sup>47</sup>This document is somewhat obsolete.



- [146] Un KOAUNGH. *HETEX: a L<sup>A</sup>T<sub>E</sub>X package for the Korean language support*, April 2005. In Korean. Available from: <http://www.dante.de/tex-archive/language/korean/HLaTeX/hlguide.pdf>. 191, 203, 434, 472, 474
- [147] Markus KOHM and Jens-Uwe MORAWSKI. *KOMA-Script, ein wandelbares L<sup>A</sup>T<sub>E</sub>X 2<sub>ε</sub>-Paket*, July 2006. Available from: <http://www.dante.de/tex-archive/macros/latex/contrib/koma-script/scrguide.pdf>. 39, 47, 59, 71, 85, 133, 134, 151, 191, 195, 204, 211, 218, 232, 233, 383, 564
- [148] Helmut KOPKA and Patrick W. DALY. *Guide to L<sup>A</sup>T<sub>E</sub>X*. Tools and Techniques for Computer Typesetting. Addison Wesley, Reading, Massachusetts, fourth edition, February 2004. 215
- [149] Siep KROONENBERG. *NFSS: using font families in L<sup>A</sup>T<sub>E</sub>X 2<sub>ε</sub>*. *MAPS*, 11:52–54, 1999. <mailto:siepo@cybercomm.nl>. Available from: [http://www.ntg.nl/maps/pdf/22\\_13.pdf](http://www.ntg.nl/maps/pdf/22_13.pdf).
- [150] Alexej M. KRYUKOV. *Typesetting multilingual documents with ANTOMEGA*, September 2003. Available from: <http://www.dante.de/tex-archive/systems/omega/contrib/antomega/doc/omega/antomega/antomega.pdf>. 41, 194, 434, 466, 467, 468, 485, 497, 501, 502, 510, 512
- [151] Markus G. KUHN. *Effective scientific electronic publishing* [online], June 2006. Available from: <http://www.cl.cam.ac.uk/~mgk25/publ-tips.html>. <mailto:mgk25@cl.cam.ac.uk>.
- [152] Frank KÜSTER. *alnumsec.sty: Using alphanumeric section numbering with standard sectioning commands*, February 2005. <mailto:frank@kuesterei.ch>, Biozentrum der Univ. Basel, Abt. Biophysikalische Chemie. Available from: <http://www.dante.de/tex-archive/macros/latex/contrib/alnumsec/>. 50, 72, 85, 193, 233, 252
- [153] Thomas LACHAND-ROBERT. *La maîtrise de T<sub>E</sub>X et L<sup>A</sup>T<sub>E</sub>X*. Masson, Paris, December 1997.
- [154] Klaus LAGALLY. *ArabT<sub>E</sub>X—Typetting Arabic with vowels and ligatures*. In *Proceedings of the 7th European T<sub>E</sub>X Conference*, pages 153–172, Prague, 1992. CsTUG. <mailto:lagallyk@acm.org>. Available from: [http://www.ntg.nl/maps/pdf/20\\_22.pdf](http://www.ntg.nl/maps/pdf/20_22.pdf). 36, 41, 194, 434, 436, 437, 474
- [155] Klaus LAGALLY. *ArabT<sub>E</sub>X Version 3*, October 2003. <mailto:lagallyk@acm.org>. Available from: <http://www.dante.de/tex-archive/language/arabtex/doc/html/arabtex.htm>. 36, 41, 194, 434, 436, 437, 474
- [156] Leslie LAMPORT. *L<sup>A</sup>T<sub>E</sub>X: A Document Preparation System — User's Guide and Reference Manual*. Addison-Wesley, Reading, Massachusetts, second edition, June 1994. 54, 205
- [157] Leslie LAMPORT, Frank MITTELBACH, and Johannes BRAAMS. *Standard Document Classes for L<sup>A</sup>T<sub>E</sub>X version 2<sub>ε</sub>*, September 1999. Available from: <http://www.dante.de/tex-archive/macros/latex/base/classes.dtx>. 191

- [158] Olga G. LAPKO. *Full Cyrillic: How Many Languages?* In Mimi BURBANK and Christina THIELE, editors, *Proceedings of TUG'96*, pages 164–170, Dubna, 1996. JINR.  
Available from: <http://www.tug.org/TUGboat/Articles/tb17-2/tb51olga.pdf>.
- [159] Olga G. LAPKO. *The floatrow package*, July 2005. <mailto:Lapko.O@g23.relcom.ru>.  
Available from:  
<http://www.dante.de/tex-archive/macros/latex/contrib/floatrow/floatrow.pdf>. 29
- [160] Olga G. LAPKO and Irina MAKHOVAYA. *The Style russianb for Babel: Problems and solutions*. *TUGboat*, 16(4):364–372, 1995. Available from:  
<http://www.tug.org/TUGboat/Articles/tb16-4/tb49olga.pdf>. 36, 447, 503
- [161] L<sup>A</sup>T<sub>E</sub>X3 PROJECT TEAM. *Default docstrip headers*. *TUGboat*, 19(2):137–138, June 1998.  
Available from: <http://www.tug.org/TUGboat/Articles/tb19-2/tb59ldocstrip.pdf>.
- [162] L<sup>A</sup>T<sub>E</sub>X3 PROJECT TEAM. *L<sup>A</sup>T<sub>E</sub>X 2<sub>ε</sub> Kernel (Output Routine)*, July 2000. Available from:  
<http://www.dante.de/tex-archive/macros/latex/base/ltoutput.dtx>. 29, 216, 407
- [163] L<sup>A</sup>T<sub>E</sub>X3 PROJECT TEAM. *L<sup>A</sup>T<sub>E</sub>X 2<sub>ε</sub> for authors*, July 2001. Available from:  
<http://www.dante.de/tex-archive/macros/latex/doc/usrguide.pdf>. 191
- [164] L<sup>A</sup>T<sub>E</sub>X3 PROJECT TEAM. *L<sup>A</sup>T<sub>E</sub>X 2<sub>ε</sub> for Class and Package writers*, December 2003.  
Available from: <http://www.dante.de/tex-archive/macros/latex/doc/clsguide.pdf>. 191
- [165] L<sup>A</sup>T<sub>E</sub>X3 PROJECT TEAM. *L<sup>A</sup>T<sub>E</sub>X 2<sub>ε</sub> font selection*, February 2004. Available from:  
<http://www.dante.de/tex-archive/macros/latex/doc/fntguide.pdf>. 191, 212, 270, 348, 352
- [166] L<sup>A</sup>T<sub>E</sub>X3 PROJECT TEAM. *L<sup>A</sup>T<sub>E</sub>X font encodings*, January 2006. Available from:  
<http://www.dante.de/tex-archive/macros/latex/doc/encguide.pdf>. 200, 212
- [167] Werner LEMBERG. *The CJK package for L<sup>A</sup>T<sub>E</sub>X 2<sub>ε</sub> — Multilingual support beyond babel*. *TUGboat*, 18(3):214–224, 1997. Available from:  
<http://www.tug.org/TUGboat/Articles/tb18-3/cjkintr600.pdf>. 36, 41, 197, 218, 219, 434, 450, 470, 471, 472, 473, 480, 481, 482, 514
- [168] Werner LEMBERG. *The CJK package* [online], August 2005. Available from:  
<http://cjk.ffii.org/>. 36, 41, 197, 218, 219, 434, 450, 470, 471, 472, 473, 480, 481, 482, 514
- [169] Knut LICKERT. *L<sup>A</sup>T<sub>E</sub>X 2<sub>ε</sub> for people in associations: minutes.sty*, January 2001.  
<mailto:knut@lickert.net>. Available from:  
<http://www.dante.de/tex-archive/macros/latex/contrib/minutes/>. 208, 270, 373
- [170] Ulf A. LINDGREN. *FncyChap VI.33*, August 2005.  
<mailto:ulf.a.lindgren@ericsson.com>. Available from:  
<http://www.dante.de/tex-archive/macros/latex/contrib/fncychap/fncychap.pdf>. 50, 72, 85, 202, 233, 250
- [171] Anselm LINGNAU. *An Improved Environment for Floats*, November 2001.  
<mailto:anselm@strathspey.org>. Available from:  
<http://www.dante.de/tex-archive/macros/latex/contrib/float/float.dtx>. 29



- [172] Maurizio LORETI. *The sfheaders package*, September 1997.  
<mailto:loreti@padova.infn.it> and <http://wwwcdf.pd.infn.it/~loreti/mlo.html>, University of Padova – Department of Physics, Via F. Marzolo, 8 – 35131 PADOVA – Italy.  
 Available from: <http://www.dante.de/tex-archive/macros/latex/contrib/sfheaders/>.  
 50, 72, 85, 218, 233, 251
- [173] Tim P. LOVE. *Advanced L<sup>A</sup>T<sub>E</sub>X*, September 1994. <mailto:tpl@eng.cam.ac.uk>. Available from: [http://www.moire.usherbrooke.ca/Intranet/Doc/LATEX\\_HOWTO/latex-advanced.pdf](http://www.moire.usherbrooke.ca/Intranet/Doc/LATEX_HOWTO/latex-advanced.pdf).
- [174] Tim P. LOVE. *Producing HTML and PDF files with L<sup>A</sup>T<sub>E</sub>X* [online], March 2006.  
 Available from:  
<http://www-h.eng.cam.ac.uk/help/tpl/textprocessing/makingWWWdocs.html>.  
<mailto:tpl@eng.cam.ac.uk>.
- [175] Vincent LOZANO. *Tout ce que vous avez toujours voulu savoir sur L<sup>A</sup>T<sub>E</sub>X sans jamais oser le demander*, September 2006. <mailto:lozano@enise.fr>. Available from: <http://cours.enise.fr/info/latex/guide-local.pdf>.
- [176] Ken LUNDE. *Understanding Japanese Information Processing*. O'Reilly & Associates, Inc, September 1993. 191, 198, 537
- [177] Ken LUNDE. *Online companion of “Understanding Japanese Information Processing”*, 1996. See [176]. Available from:  
<ftp://ftp.ora.com/pub/examples/nutshell/ujip/doc/cjk.inf>. 191, 198
- [178] Ken LUNDE. *CJKV Information Processing*. O'Reilly & Associates, Inc, January 1999.
- [179] Nicolas MARKEY. *Split your bibliography into categories*, December 2005.  
<mailto:markey@lsv.ens-cachan.fr>. Available from:  
<http://www.dante.de/tex-archive/macros/latex/contrib/splitbib/splitbib.pdf>. 57, 218
- [180] Nicolas MARKEY. *Tame the BeaST (The B to X of Bib<sub>T</sub>E<sub>X</sub>)*, June 2005.  
<mailto:markey@lsv.ens-cachan.fr>. Available from:  
[http://www.dante.de/tex-archive/info/bibtex/tamethebeast/ttb\\_en.pdf](http://www.dante.de/tex-archive/info/bibtex/tamethebeast/ttb_en.pdf). 191, 195
- [181] Sven MATTISSON. *SE<sub>L</sub>A<sub>T</sub>E<sub>X</sub>: Swedish speaking version of L<sup>A</sup>T<sub>E</sub>X* [online], November 1989.  
 Available from: <http://ftp.dante.de/tex-archive/language/swedish/slatex/slatex.1>.  
<mailto:sven@tde.lu.se>. 41, 218, 513
- [182] Rowland McDONNELL. *The sectsty package v2.0.2*, April 2002.  
<mailto:rowland.mcdonnell@physics.org>. Available from:  
<http://www.dante.de/tex-archive/macros/latex/contrib/sectsty/>. 50, 67, 85, 124, 218, 232, 250
- [183] Frank MITTELBACH. *ε-T<sub>E</sub>X: Guidelines for future T<sub>E</sub>X*. *TUGboat*, 11(3):337–345, September 1990. Available from:  
<http://www.tug.org/TUGboat/Articles/tb11-3/tb29mitt.pdf>.
- [184] Frank MITTELBACH. *Comments on “Filenames for Fonts”* [27]. *TUGboat*, 13(1):51–53, April 1992. Available from:  
<http://www.tug.org/TUGboat/Articles/tb13-1/tb34mittfont.pdf>.

- [185] Frank MITTELBACH. *An environment for multicolumn output*, July 2000.  
<mailto:Frank.Mittelbach@latex-project.org>. Available from:  
<http://www.dante.de/tex-archive/macros/required/tools/multicol.pdf>. 87, 112
- [186] Frank MITTELBACH. *The doc and shortverb packages*, January 2004. Available from:  
<http://www.tug.org/tex-archive/macros/latex/base/doc.dtx>.
- [187] Frank MITTELBACH, Denys DUCHIER, Johannes BRAAMS, Marcin WOLIŃSKI, and Mark WOODING. *The docstrip program*, January 2004. Available from:  
<http://www.tug.org/tex-archive/macros/latex/base/docstrip.dtx>.
- [188] Frank MITTELBACH, Michel GOOSSENS, Johannes BRAAMS, David CARLISLE, and Chris ROWLEY. *The L<sup>A</sup>T<sub>E</sub>X Companion 2*. Tools and Techniques for Computer Typesetting. Addison-Wesley Professional, Reading, Massachusetts, second edition, April 2004.  
29, 137, 191, 206, 211, 216, 407
- [189] Frank MITTELBACH, Michel GOOSSENS, Johannes BRAAMS, David CARLISLE, and Chris ROWLEY. *Der L<sup>A</sup>T<sub>E</sub>X-Begleiter*. Pearson Studium, second edition, October 2005.  
German version.
- [190] Frank MITTELBACH, Michel GOOSSENS, Johannes BRAAMS, David CARLISLE, and Chris ROWLEY. *L<sup>A</sup>T<sub>E</sub>X Companion*. Pearson Education France, Paris, second edition, 2005.  
French translation by Jacques ANDRÉ, Benoît BELET, Jean-Côme CHARPENTIER, Jean-Michel HUFFLEN, and Yves SOULET. 560
- [191] Frank MITTELBACH and Chris ROWLEY. *Language Information in Structured Documents: A Model for Mark-up and Rendering*. TUGboat, 18(3):199–205, September 1997.  
Available from: <http://www.tug.org/TUGboat/Articles/tb18-3/tb56lang.pdf>.
- [192] Young Joon MOON. *How to make and view a Japanese PDF file*, June 2002.  
<mailto:director@research-j.org>. Available from: <http://e-japanese-online.com/english/japanese-computing/platex/Free-Japanese-PDF-authoring-EV003.pdf>.
- [193] Sergei O. NAOUMOV. *LaTeX2e support for LH family of fonts*, April 1995. Available from: <http://web.mit.edu/textsrc/source/latex/LH/russian.sty>. 505
- [194] Frank NEUKAM, Markus KOHM, Axel KIELHORN, and Jens-Uwe MORAWSKI. *The KOMA-Script Bundle*, March 2005. Available from:  
<http://www.dante.de/tex-archive/macros/latex/contrib/koma-script/scrguien.pdf>. 39, 47, 59, 71, 85, 133, 134, 151, 191, 195, 204, 211, 218, 232, 233, 383, 564
- [195] Heiko OBERDIEK. *PDF information and navigation elements with hyperref, pdfT<sub>E</sub>X, and thumbpdf*. In *EuroT<sub>E</sub>X'99 Proceedings*. TUG, 1999. Available from:  
<http://www.dante.de/tex-archive/macros/latex/contrib/hyperref/doc/paper.pdf>. 85
- [196] Tobias OETIKER, Hubert PARTL, Helene HYNÄ, and Elisabeth SCHLEGL. *Une courte (?) introduction à L<sup>A</sup>T<sub>E</sub>X 2<sub>ε</sub>*. *Cahiers GUTenberg*, special issue number 2, February 2003.  
French translation of [197] by Matthieu HERRB, adaptation and complements by Daniel FLIPO. Available from:  
<http://www.dante.de/tex-archive/info/lshort/french/flshort-3.20.pdf>. 191
- [197] Tobias OETIKER, Hubert PARTL, Helene HYNÄ, and Elisabeth SCHLEGL. *The Not So Short Introduction to L<sup>A</sup>T<sub>E</sub>X 2<sub>ε</sub>*, May 2006. Available from:  
<http://www.dante.de/tex-archive/info/lshort/english/lshort.pdf>. 191, 198, 205, 538

- [198] Mariuz OLKO and Marcin WOLIŃSKI. *ET<sub>E</sub>X 2<sub>ε</sub> po polsku czyli PET<sub>E</sub>X (wersja 1.3.1)*, May 2003. Available from:  
<http://www.tug.org/tex-archive/macros/latex/contrib/latex/polski.dtx>. 41, 216, 497
- [199] Tanguy ORTOLO and Jeanne LEGRAND. *ET<sub>E</sub>X à 200%*. O'Reilly France, November 2006.
- [200] Scott PAKIN. *How to Package Your ET<sub>E</sub>X Package*, November 2004.  
<mailto:scott+dtx@pakin.org>. Available from:  
<http://www.dante.de/tex-archive/info/dtxtut/dtxtut.pdf>.
- [201] Palash Baran PAL. *Bangtex: a package for typesetting documents in Bangla using the T<sub>E</sub>X/ET<sub>E</sub>X systems* [online], January 2001. Available from:  
<http://www.saha.ac.in/theory/palashbaran.pal/bangtex/bangtex.html>. 41, 195, 434, 441
- [202] Anshuman PANDEY. *Typesetting Bengali in T<sub>E</sub>X*. *TUGboat*, 20(2):119–126, 1999.  
<mailto:apandey@u.washington.edu>. Available from:  
<http://www.tug.org/TUGboat/Articles/tb20-2/tb63pand.pdf>.
- [203] Anshuman PANDEY. *Devanāgarī for T<sub>E</sub>X*, May 2006.  
<mailto:apandey@u.washington.edu>. Available from: <http://www.dante.de/tex-archive/language/devanagari/velthuis/doc/deneric/velthuis/manual.pdf>. 41, 200, 203, 434, 452, 476
- [204] Minje Byeng-sen PARK. *Histoire de l'imprimerie coréenne des origines à 1910*. Maisson-Neuve & Larose, Paris, September 2003. 470, 472, 474
- [205] Oren PATASHNIK. *BibT<sub>E</sub>Xing*, February 1988. Documentation for general BibT<sub>E</sub>X users. Available from:  
<http://www.dante.de/tex-archive/biblio/bibtex/contrib/doc/btxdoc.pdf>. 195
- [206] Oren PATASHNIK. *Designing BibT<sub>E</sub>X Styles*, February 1988. The part of BibT<sub>E</sub>X's documentation that's not meant for general users. Available from:  
<http://www.dante.de/tex-archive/biblio/bibtex/contrib/doc/btxhak.pdf>. 195
- [207] Jonathan PECHTA, Federico ZENITH, Holger DANIELSSON, and Jeroen WIJNHOUT. *CJK Support* [online], March 2006. Available from:  
<http://sourceforge.net/Documentation/html/cjk.html>. Part of [209].
- [208] Jonathan PECHTA, Federico ZENITH, Holger DANIELSSON, and Jeroen WIJNHOUT. *Document Encoding* [online], March 2006. Available from:  
<http://sourceforge.net/Documentation/html/lang.html>. Part of [209].
- [209] Jonathan PECHTA, Federico ZENITH, Holger DANIELSSON, and Jeroen WIJNHOUT. *The Kile Handbook* [online], March 2006. Available from:  
<http://sourceforge.net/Documentation/html/>. 539
- [210] Karel PÍŠKA. *Cyrillic Alphabets*. In Mimi BURBANK and Christina THIELE, editors, *Proceedings of TUG'96*, pages 1–7, Dubna, 1996. JINR. Available from:  
<http://www.tug.org/TUGboat/Articles/tb17-2/tb51pisk.pdf>.
- [211] John PLAICE and Yannis HARALAMBOUS. *The latest developments in Ω*. *TUGboat*, 17(2):181–183, June 1996. Available from:  
<http://omega.enstb.org/papers/latest-omega9papers/latest-omega96.pdf>.

- [212] John PLAICE and Yannis HARALAMBOUS. *Typesetting French, German and English in  $\Omega$* . In *Congrès EuroT<sub>E</sub>X'98*, volume 28-29 of *Cahiers GUTenberg*, St. Malo, March 1998.
- [213] Sebastian RAHTZ and Heiko OBERDIEK. *The hyperref package* [online], August 2003. Available from: <http://www.tug.org/applications/hyperref>. This page points to the package documentation and its distribution. 59, 69, 85, 203, 207, 221, 230, 249, 388
- [214] Sebastian RAHTZ and Heiko OBERDIEK. *Hypertext marks in  $\text{\LaTeX}$ : a manual for hyperref*, February 2004. Available from: <http://www.dante.de/tex-archive/macros/latex/contrib/hyperref/doc/manual.pdf>. 85, 113
- [215] Bernd RAICHLE, Rolf NIEPRASCHK, and Thomas HAFNER. *Fragen und Antworten (FAQ) über das Textsatzsystem T<sub>E</sub>X und DANTE, Deutschsprachige Anwendervereinigung T<sub>E</sub>X e.V.*, September 2003. Version 72. Available from: <http://www.dante.de/faq/de-tex-faq/de-tex-faq.pdf>.
- [216] Adrian REZUŞ and Bernd RAICHLE. *Romanian T<sub>E</sub>X*, October 1996. <mailto:adriaan@cs.kun.nl>. Available from: <http://www.dante.de/tex-archive/language/romanian/RomanianTeX/romanian.dtx>. 499, 500
- [217] Christian ROLLAND.  *$\text{\LaTeX}$  par la pratique*. O'Reilly France, October 1999. <mailto:Rolland.Christian@wanafoo.fr>.
- [218] Chris ROWLEY. *Models and languages for formatted documents*. TUGboat, 20(3):189–195, September 1999. Available from: <http://www.tug.org/TUGboat/Articles/tb29-3/tb64rowl.pdf>.
- [219] Young RYU. *The TX Fonts*, December 2000. Available from: <http://www.dante.de/tex-archive/fonts/txfonts/doc/txfontsdockA4.pdf>. 34
- [220] Eddie SAUDRAIS. *Et les fontes, man ? Gestion des fontes avec  $\text{\LaTeX}$  2<sub>ε</sub>*, June 2001. <mailto:eddie.saudrais@wanadoo.fr>. Available from: <http://perso.orange.fr/eddie.saudrais/latex/fontedoc.zip>.
- [221] Eddie SAUDRAIS. *Le petit typographe rationnel*, 2005. <mailto:eddie.saudrais@wanadoo.fr>. Available from: <http://perso.orange.fr/eddie.saudrais/prepa/typo.pdf>.
- [222] Axel SOMMERFELDT. *The caption2 package*, November 2005. <mailto:caption@sommerfee.de>. Available from: <http://www.dante.de/tex-archive/macros/latex/contrib/caption/caption2.pdf>. 50, 69, 85, 196, 252
- [223] Axel SOMMERFELDT. *The caption package*, January 2006. <mailto:caption@sommerfee.de>. Available from: <http://www.dante.de/tex-archive/macros/latex/contrib/caption/caption.pdf>. 50, 69, 85, 196, 252
- [224] Axel SOMMERFELDT. *Setzen von Abbildungs- und Tabellenbeschriftungen mit dem caption-Paket*, January 2006. <mailto:caption@sommerfee.de>. Available from: <http://www.dante.de/tex-archive/macros/latex/contrib/caption/anleitung.pdf>. 85

- [225] D. P. STORY. *Using  $\text{\LaTeX}$  to Create Quality PDF Documents for the World Wide Web* [online], November 1999. Available from:  
<http://www.math.uakron/~dpstory/latex2pdf.html>. <mailto:dpstory@uakron.edu>.
- [226] Meknavin SURAPANT, Karoonboonyanan THEPPITAK, Silpa-Anan CHANOP, and Veerathanabutr POONLAP. *The  $\text{thai}\text{\LaTeX}$  package*, March 2006.  
<mailto:surapan@nectec.or.th>. Available from:  
<http://www.dante.de/tex-archive/language/thaiatex/>. 219, 514
- [227] Apostolos SYROPOULOS, Antonis TSOLOMITIS, and Nick SOFRONIOU. *Digital Typography Using  $\text{\LaTeX}$* . Springer, October 2002. Available from:  
<http://ocean1.ee.duth.gr/LaTeXBook/>.
- [228] Daniel TAUPIN<sup>†</sup>. *The varsects package*, November 1998. Available from:  
<http://www.dante.de/tex-archive/macros/latex/contrib/taupin/varsects.sty>. 50, 69, 85, 221, 232, 250
- [229] Hàn Thế THÀNH. *The  $\text{pdf}\text{\TeX}$  Program*. In *Euro $\text{\TeX}$ '98 Proceedings*, volume 28-29 of *Cahiers GUTenberg*, pages 197–219, March 1998. Available from:  
<http://www.gutenberg.eu.org/pub/GUTenberg/publicationsPDF/28-29-han.pdf>.
- [230] Hàn Thế THÀNH. *Micro-typographic extensions to the  $\text{\TeX}$  typesetting system*. *TUGboat*, 21(4):317–434, October 2000. Doctoral dissertation (Faculty of Informatics, Masarik University, Brno, Czech Republic). Available from:  
<http://www.tug.org/TUGboat/Articles/tb21-4/tb69thanh.pdf>.
- [231] Hàn Thế THÀNH, Sebastian RAHTZ, Hans HAGEN, Hartmut HENKEL, and Paweł JACKOWSKI. *The  $\text{pdf}\text{\TeX}$  user manual*, February 2006. Available from:  
<http://www.dante.de/tex-archive/systems/pdftex/manual/pdftex-a.pdf>.
- [232] Karsten TINNEFELD. *The quotchap document style*, February 1998.  
<mailto:tinnefeld@irb.cs.uni-dortmund.de>. Available from:  
<http://www.dante.de/tex-archive/macros/latex/contrib/quotchap/>. 50, 72, 85, 217, 233, 251
- [233] Mark TRETTIN. *Une liste des péchés des utilisateurs de  $\text{\LaTeX} 2_{\epsilon}$  (ou Commandes et extensions obsolètes, et quelques autres erreurs)*. <mailto:Mark@Trettin@gmx.de>, <mailto:juergen.fen@gmx.de> and <mailto:Yvon.Henel@wanadoo.fr>, June 2004. English translation by Jürgen FENN, french translation by Yvon HENEL. Available from:  
<http://www.dante.de/tex-archive/info/l2tabu/french/l2tabufr-heavy.pdf>.
- [234] Mark TRETTIN. *An essential guide to  $\text{\LaTeX} 2_{\epsilon}$  usage (Obsolete commands and packages)*. <mailto:Mark@Trettin@gmx.de> and <mailto:juergen.fen@gmx.de>, June 2006. English translation by Jürgen FENN. Available from:  
<http://www.dante.de/tex-archive/info/l2tabu/english/l2tabuen.pdf>.
- [235] GROUPE DE TRAVAIL TWS-TDS<sup>48</sup>. *TDS: une structure de répertoires pour les fichiers  $\text{\TeX}$* , June 2004. French translation of [236] by Jean-Côme CHARPENTIER, with a postface by Fabrice POPINEAU. Available from:  
<http://www.gutenberg.eu.org/publications/publicationsPDF/44-twg-tds.pdf>. 219, 220, 225

<sup>48</sup>TWS-TDS = TUG Working Group on a  $\text{\TeX}$  Directory Structure (TWG-TDS).

- [236] TUG WORKING GROUP ON A T<sub>E</sub>X DIRECTORY STRUCTURE (TWG-TDS). *A Directory Structure for T<sub>E</sub>X Files*, June 2004. <mailto:tds@tug.org>. Available from: <http://www.tug.org/tds/tds.pdf>. 219, 220, 225, 541
- [237] Hideo UMEKI. *The geometry package*, July 2002. <mailto:hideo.umeki@toshiba.co.jp>. Available from: <http://www.dante.de/tex-archive/contrib/macros/latex/contrib/geometry/manual.pdf>. 112
- [238] *The Unicode Standard* [online], February 2006. Available from: <http://unicode.org>. 200
- [239] Piet VAN OOSTRUM. *T<sub>E</sub>X Implementations*, November 2002. <mailto:piet@cs.uu.nl>, Department of Computer Science, Padualaan 14, De Uithof, PO Box 80.089, 3508 TB, Utrecht, The Netherlands. Available from: <http://www.cs.uu.nl/~piet/teximpl.pdf>.
- [240] Thomas VAN OUDENHOVE DE SAINT GÉRY. *Bibliographie avec BibT<sub>E</sub>X*, 2003. Available from: [http://www.enstima.fr/~vanouden/LaTeX/contrib/Pres\\_Bibtex.tar.gz](http://www.enstima.fr/~vanouden/LaTeX/contrib/Pres_Bibtex.tar.gz).
- [241] Suki K. VENKATESAN. *Moving from bytes to words to semantics*. *TUGboat*, 26(2):165–169, August 2005. Proceedings of the 2005 Annual Meeting. 470
- [242] André VIOLANTE. *ET<sub>E</sub>X: Notions de base*. Dunod, January 2007.
- [243] Carl F. VOEGELIN and Florence M. VOEGELIN. *Classification and Index of the World Languages*. Elsevier, Amsterdam, December 1977.
- [244] Vladimir VOLOVICH, Werner LEMBERG, and L<sup>A</sup>T<sub>E</sub>X3 PROJECT TEAM. *Cyrillic language support in ET<sub>E</sub>X*, March 1999. Available from: <http://www.dante.de/tex-archive/macros/latex/doc/cyrguide.pdf>. 191
- [245] Stephan P. VON BECHTOLSHEIM. *T<sub>E</sub>X in practice: Comments on a 4-volumes, 1400-pages series on T<sub>E</sub>X*. *TUGboat*, 11(3):409–412, September 1990. <http://www.tug.org/TUGboat/Articles/tb11-3/tb29bechtolsheim.pdf>.
- [246] Stephan P. VON BECHTOLSHEIM. *T<sub>E</sub>X in Practice*. Springer Verlag, Berlin, Germany / Heidelberg, Germany / London, UK / etc., 1992.
  - 1. Basics.
  - 2. Paragraphs, Maths and Fonts.
  - 3. Tokens, Macros.
  - 4. Output Routines.

(Une approche progressive des secrets de T<sub>E</sub>X). 254
- [247] Staszek WAWRYKIEWICZ. *PET<sub>E</sub>X i pdfPET<sub>E</sub>X*, May 2005. In polish, <mailto:staw@gust.org.pl>. Available from: <http://www.gust.org.pl/doc/poczatki/platex.html>. 41, 216, 497
- [248] Peter R. WILSON. *The stdclsdv package*, July 2000. <mailto:herries.press@earthlink.net>. Available from: <http://www.dante.de/tex-archive/macros/latex/contrib/stdclsdv/stdclsdv.pdf>. 217, 218



- [249] Peter R. WILSON. *The needspace package*, January 2003.  
<mailto:herries.press@earthlink.net>. Available from:  
<http://www.dante.de/tex-archive/macros/latex/contrib/misc/needspace.sty>. 54, 212
- [250] Peter R. WILSON. *The tocloft package*, September 2003.  
<mailto:herries.press@earthlink.net>. Available from:  
<http://www.dante.de/tex-archive/macros/latex/contrib/tocloft/tocloft.pdf>. 41, 61, 68, 75, 85, 112, 124, 210, 211, 220, 384
- [251] Peter R. WILSON. *The abstract package*, April 2004.  
<mailto:herries.press@earthlink.net>. Available from:  
<http://www.dante.de/tex-archive/macros/latex/contrib/abstract/abstract.pdf>. 50, 67, 85, 193, 231, 387
- [252] Peter R. WILSON. *The appendix package*, April 2004.  
<mailto:herries.press@earthlink.net>. Available from:  
<http://www.dante.de/tex-archive/macros/latex/contrib/appendix/appendix.pdf>. 60, 85, 194, 231, 383
- [253] Peter R. WILSON. *The tocbibind package*, May 2004.  
<mailto:herries.press@earthlink.net>. Available from:  
<http://www.dante.de/tex-archive/macros/latex/contrib/tocbibind/tocbibind.pdf>. 47, 85, 89, 94, 98, 136, 210, 211, 220, 230, 383
- [254] Peter R. WILSON. *The tocvsec2 package*, May 2004.  
<mailto:herries.press@earthlink.net>. Available from:  
<http://www.dante.de/tex-archive/macros/latex/contrib/tocvsec2/tocvsec2.pdf>.
- [255] Peter R. WILSON. *The ccaption package*, March 2005.  
<mailto:herries.press@earthlink.net>. Available from:  
<http://www.dante.de/tex-archive/macros/latex/contrib/ccaption/ccaption.pdf>. 50, 69, 85, 196, 253
- [256] Peter R. WILSON. *The docmfp package*, March 2005.  
<mailto:herries.press@earthlink.net>. Available from:  
<http://www.dante.de/tex-archive/macros/latex/contrib/docmfp/docmfp.pdf>.
- [257] Peter R. WILSON. *The Memoir Class*, September 2005.  
<mailto:herries.press@earthlink.net>. Available from:  
<http://www.dante.de/tex-archive/macros/latex/contrib/memoir/memman.pdf>. 62, 69, 85, 207, 230, 232, 253, 262, 386
- [258] Peter R. WILSON. *The Memoir Class (Addendum)*, December 2005.  
<mailto:herries.press@earthlink.net>. Available from:  
<http://www.dante.de/tex-archive/macros/latex/contrib/memoir/memmanadd.pdf>. 62, 69, 85, 207, 230, 232, 253, 262, 386
- [259] Peter R. WILSON. *The romannum package*, May 2005.  
<mailto:herries.press@earthlink.net>. Available from:  
<http://www.dante.de/tex-archive/macros/latex/contrib/romannum/romannum.pdf>. 50, 72, 85, 217, 233, 251

- [260] Peter R. WILSON and Donald ARSENEAU. *The iftmarg package*, March 2000. <mailto:herries.press@earthlink.net>, <mailto:asnd@triumf.ca>. Available from: <http://www.dante.de/tex-archive/macros/latex/contrib/misc/ifmtarg.sty>. 204, 254
- [261] Charlie S. ZENDER. *LT<sub>E</sub>X Cheat Sheet*, August 2006. <mailto:zender@uci.edu>, Department of Earth Science, University of California, Irvine, CA 92697-3100. Available from: <http://www.dust.ess.uci.edu/doc/ltx/ltx.pdf>.
- [262] Vadim V. ZHYTNIKOV. *The LHCYR collection* [online], December 1998. Available from: <http://ftp.dante.de/tex-archive/macros/latex/contrib/supported/lhcyrr/>. <mailto:vvzhy@td.lpi.ac.ru>. 506, 507



# Changes History

## ★ version 00

- 1990/10/01
  - Original version, by Nigel WARD.
- 1991/11/01
  - Revised to reuse `\chapter`, `\section`, `\subsection` commands transparently, generate toc-file-name automatically, assorted other cleanup (Dan JURAFSKY).

## ★ version 01

- 1993/06/01
  - New design, to avoid allocating a newwrite, or file descriptor, for each chapter (a deadly sin!) (Jean-Pierre F. DRUCBERT).
  - Added `\chapterend` to terminate the scope of a minitoc. (*If you forgot putting `\chapterend` at the end of each chapter, an entry for the next chapter will appear in each minitoc.*) (Thanks to Yufan Hu).
  - Replaced the `minipage` environment by a `verse` environment, to allow a minitoc being split across pages.
  - All the layout of the minitoc is in the `\minitableofcontents` command, so if somebody wants to redefine that layout, he has just to rewrite it (and only it).
  - You can inhibit the minitoc for the next chapter by preceding it with `\minitocno`. (`\minitocyes` is useless for the user, because it is implicit *after* the `\chapter*` pseudo-chapters).
  - Problems: you *must* have `\chapterend` to terminate each chapter with a minitoc. How about avoiding this constraint?
  - The depth of the minitoc is user-adjustable with the counter `minitocdepth` (similar to `tocdepth` for the table of contents).
  - At least three passes (3) of  $\text{\LaTeX}$  are necessary to get correct minitocs (the first pass creates the `.mtc(X)` files, the second uses them (but they may contain wrong page numbers) and recreates them, the third should be ok).
  - Works with `\chapter[xxx]{yyy}` and floating bodies. Works with two columns (but the minitoc is composed in one column; how to make it to spread over the two columns?).

- Some mods added to work with `xr.sty` (external references). `xr.sty` version 5 is much more tolerant.

★ **version 02**

- 1993/07/05
  - Added compatibility with `hangcaption.sty` (the package `hangcaption` (if present) must be loaded *before* the `minitoc` package). *Beware* to options modifying `\@caption`.

※ **version 03**

- 1993/07/09
  - Version 3 not released (buggy).

★ **version 04**

- 1993/07/09
  - Added `\if@realch` to avoid contents lines from pseudo-chapters to go into the toc.
  - The package file `mtcoeff.sty` allows you to use a  $\LaTeX$  document with `minitoc` commands and to make them transparent: just replace the `minitoc` option by `mtcoeff`.

★ **version 05**

- 1993/07/13
  - Added a selection mechanism to not write spurious things in the minitocs.

★ **version 06**

- 1993/07/15
  - Fixed problems about chapters in the toc, removed obsolete `\caption` stuff (filters are better) added compatibility with `toch.sty` (`toch.sty` makes a table of chapters; if used, must be loaded *before* `minitoc.sty`).

★ **version 07**

- 1993/07/22
  - (*major differences*) Completely rewritten, using tricks from `xr.sty` (the version 5, by David CARLISLE). The info for minitocs is directly stolen from the `.toc` file. `\chapterend` and `\minitocno` are suppressed, `\minitoc`, `\dominitoc` and `\faketableofcontents` added.

★ **version 08**

- 1993/07/29
  - Spacing adjustments.

★ **version 09**

- 1993/08/04

- Added mods for MS-DOS (search for MS-DOS, uncomment; search for UNIX, comment out). MS-DOS allows only 3 characters for extensions in file names (what a pity!).

#### ★ version 10

- 1993/08/05
  - Works now with appendices. Detects now the obsolete versions of `latex.tex` (`\@inputcheck` or `\reset@font` not defined).

#### ★ version 11

- 1993/08/18
  - Added `\mtcSfont`, font for section entries, `\mtcSSfont` for subsection entries, `\mtcSSSfont` for subsubsection entries, `\mtcPfont` for paragraph entries, `\mtcSPfont` for subparagraph entries.

#### ★ version 12

- 1993/12/16
  - Use `\kern` in place of `\vspace*`, and added penalties (`\nopagebreak`) to avoid a page break just before last `\mtc@rule`.
  - Also added a `samepage` environnement.
  - Removed old commented out lines from previous versions.

#### ★ version 13

- 1993/12/17
  - Added `minilof` and `minilot` stuff. For MS-DOS, uncomment the definition of `\SHORTEXT`.

#### ★ version 14

- 1994/01/03
  - Corrected space under `minitoc/lof/lot` and added a `\raggedright` setting to avoid “underfull” warnings.
  - Corrected some spacing problems (avoiding ~’s). `\mtifont` is changed from `\normalsize\bf` to `\large\bf`.
  - Some modifications suggested by Donald ARSENEAU (thanks): `\@newread` becomes `\newread`, not outer version of `\newread`; `\empty` replaced by `\relax` in the spare definition of `\reset@font`.
  - Removed the setting of `\clubpenalty` and `\widowpenalty` to 10 000 (done by `\samepage`), and `\noindent`.
  - Simplified processing of optional argument in `\minitoc`, `\minilof` and `\minilot`.

#### ★ version 15

- 1994/01/27
  - Added `\parttoc`, `\partlof` and `\partlot` for books, `\secttoc`, `\sectlof` and `\sectlot` for articles, with some commands and parameters parallel to those for mini-tables.

- 1994/01/27
  - Added `\parttoc`, `\partlof` and `\partlot` for books, `\secttoc`, `\sectlof` and `\sectlot` for articles, with some commands and parameters parallel to those for mini-tables.
- ★ **version 16**
- 1994/02/02
  - Bug fixes (typos).
- ★ **version 17**
- 1994/06/23
  - ‘n’ (null) synonym of ‘e’ (empty) in the optional argument of `\minitoc`, `\dominitoc`, and siblings.
  - Compatibility with “ $\text{\LaTeX 2}_{\epsilon}$ ”. Thanks to Denis ROEGEL (who found the problem) and Frank MITTELBACH (who gave the hints to solve).
- ★ **version 18**
- 1994/06/26
  - Make `minitoc` really compatible with  $\text{\LaTeX 2}_{\epsilon}$ .
  - Introduce the language files as options. Many thanks to Michel GOOSSENS (via Frank MITTELBACH) who was inspired by the code of the `babel` package (by Johannes BRAAMS).
- ★ **version 19**
- 1994/08/16
  - Added stuff for numbering of chapters (parts, sections) not starting at 1. `\firstchapteris` etc. commands added.
  - `\mtcrule`, `\nomtcrule` etc. commands added.
  - Corrected a bug in `\c@mti`.
  - Corrected `mtcswedish.sty` (Jan Michel RYNNING).
  - Corrected appendix in articles.
- ★ **version 20**
- 1994/08/25
  - Corrected spacing before and after minitocs and siblings.
  - Added the `\mtcpagenumbers` and `\nomtcpagenumbers` commands (and siblings) to make minitocs with/without page numbers. Default: with page numbers.
  - Corrected (difficult bug) appendix in articles.
  - Corrected vertical spacing.
  - Corrected a problem with chapters numbered with uppercase roman numbers.
- ★ **version 21**
- 1994/09/07

- Corrected typos in `minitoc.sty` and `minitoc.tex`.

★ **version 22**

- 1994/10/10
  - Corrected typos in `minitoc.sty`.

★ **version 23**

- 1994/11/08
  - Added a missing line in `\sectlof`.
  - Works with document classes resetting chapter (or section) number at each part (thanks to Denis ROEGEL).
  - Added the notion of “absolute numbering” for the mini-tables.
  - Removed stuff for `\firstchapteris` and co. These commands are obsolete.
  - Removed appendix stuff.

★ **version 24**

- 1994/12/21
  - The `\protect` commands have been removed from the `.toc`, `.lot` and `.lot` files, so some internal macros have been corrected to be compatible with the L<sup>A</sup>T<sub>E</sub>X 2<sub>ε</sub> release of December 1994. Thanks to Denis ROEGEL who did the work.

★ **version 25**

- 1996/09/13
  - Updated `mtcnorsk.sty` and added `mtcnynorsk.sty` on a suggestion from Dag LANGMYHR.

★ **version 26**

- 1996/11/14
  - Language specific files are now named `language.mld` (replacing `mtclanguage.sty`) because they are not packages and it makes shorter names.
  - Added `breton`, `estonian`, `germanb`, `greek`, `irish`, `russianb`, `scottish`, `lower` and `upper sorbian`; renamed “esperanto” by “esperant” like in the `babel` package.

★ **version 27**

- 1996/12/20
  - Corrections for starred sectionning commands.
  - `english.mld` loaded as default language.
  - Added `vietnam.mld` and `arab.mld`.
  - Renamed `minitocoff.sty` into `mtcoff.sty` to keep the name short.

★ **version 28**

- 1997/10/29

- Added the afrikaan(s), brazil, and ethiopia(n) languages.
  - Added autoconfiguration of extensions.
  - Added the shorttext package option.
  - Added *coffee* stuff.
  - Added `\addstarred` stuff (for starred chapter stuff).
  - Fixed bug in parttocs.
- 1998/06/15
  - A typo corrected by Donald ARSENEAU: `{\let@dottedtocline@undottedtocline}{}` should probably be `{\let\@dottedtocline\@undottedtocline}{}` (a backslash was missing after `\let`). Thanks to him.
  - Added the bahasa language.
- 1998/12/03
  - Added the tight and loose package options.
- ★ version 29
  - 1999/03/16
    - Added the bicig, buryat, mongol and russianc languages.
  - 1999/06/28
    - Added the armenian language (from ArmT<sub>E</sub>X).
  - 1999/07/23
    - Added the dotted/undotted package options (default: dotted).
  - 1999/07/29
    - Added the lithuanian language.
- ★ version 30
  - 1999/12/06
    - Added the basque, ngermanb, serbian, ukraineb, and welsh languages.
    - Corrected a bug in `\sltname` definition (`mlt` should be `slt`).
- ★ version 31
  - 2000/04/04
    - Added compatibility with the hyperref package, thanks to Heiko OBERDIEK, who has also simplified some code and fixed the infamous `\chapter*` bug.
- ★ version 32
  - 2000/08/08
    - Added very (too) numerous new commands for the mini-table features: `\beforeparttoc`, `\beforepartlof`, `\beforepartlot`, `\afterparttoc`, `\afterpartlof`, `\afterpartlot`, `\thispageparttocstyle`, `\thispagepartlofstyle`, and `\thispagepartlotstyle`.
    - Documentation improved by Stefan ULRICH.
    - `\nomtcrule` corrected.

**★ version 33**

- 2000/12/07
  - Added new adjustment commands: `\mtcaddchapter`, `\mtcaddsection`, and `\mtcaddpart`. These commands add stuff in the `.toc`, `.lof` and `.lot` files for the `\chapter*` (`\section*` and `\part*`) problem. From a suggestion by Karl F. EVERITT.
- 2000/12/08
  - Corrected a feature in `\mtcaddchapter` and co. with a blank optional argument.

**★ version 34**

- 2000/12/13
  - Added in the documentation a section for use with the `toctibind` package.
  - Added `.mld` files for alternate names of languages: so, `american.mld` just loads `english.mld`, which contains the real definitions.

**★ version 35**

- 2001/01/09
  - Added macros to test if a file is “empty” (i.e., empty, blank or inexistent) or “non empty” (i.e., useful). I used some code from Stephan P. von BECHTOLSHEIM.
  - Added the `checkfiles/nocheckfiles` package options.
  - Replaced `\The@chapter` by `\The@mtc`.
- 2001/02/26
  - Added `bulgarian.mld`, `hebrew.mld`, `icelandic.mld`, `latin.mld`, and `samin.mld`.
- 2001/03/09
  - Added `\mtcselectlanguage`.
- 2001/06/01
  - Fixed the `estonian` package option (missing).
- 2001/07/04
  - Added the `interlingua` language.

**★ version 36**

- 2002/02/11
  - Corrected an interaction with `\tableofcontents` which creates a `\chapter*` or a `\section*`, perturbing `mtc/stc` counters (problem signalled by Frank MITTELBACH).
- 2002/02/18
  - Corrected a spacing problem with empty titles (problem signalled by Frank MITTELBACH).
  - Workaround for the `\parttoc-\chapter*` problem.
- 2002/02/19

- Added `\mtcskip` and `\mtcskipamount`.
- 2002/02/27
  - Fixed test for empty files.
- 2002/03/13
  - Added the bangla language.
- 2002/03/15
  - Reduced depth of `\mtc@strutbox`.
- ※ **version 37**
- 2003/01/24
  - Version #37 dropped.
- ★ **version 38**
- 2003/01/24
  - `pt` becomes `\@pt` and `0pt` becomes `\z@`.
  - `\hrule` and `\vrule` replaced by `\rule` (L<sup>A</sup>T<sub>E</sub>X).
  - Added `mtc@zrule` for zero-dims rules.
  - Added the frenchb language (synonym of french).
- 2003/01/30
  - Changed the test for empty titles.
  - Added the `flsection` and `flsectionb` package options.
- 2003/01/31
  - The `tight` and `loose` package options are applied to `\parttoc` (Thomas LEONHARDT).
- 2003/02/07
  - Package options `flsection` and `flsectionb` removed and replaced by the `insection` package option (like `flsectionb`).
- 2003/02/11
  - Corrected numbering of SLF, SLT.
- 2003/02/20
  - Added `frenchle` and `frenchpro` languages (synonyms of french).
  - Corrected `secttocs`, at least.
- 2003/03/18
  - Corrected some vertical spacings and struts (I added some mods by Frank MITTELBACH, many thanks to him.). A lot of cleaning remains to do, but the release seems to be needed now.
- ★ **version 39**
- 2003/04/09
  - Modern font commands for compatibility with the `memoir` class.
  - `\nomtcpagenumbers` and `memoir` class.
- 2003/06/08



- Added `\@fileswfalse` and `\mtc@hook@beforeinputfile` for the `notoccite` package (requested by Donald ARSENEAU); added the `notoccite` package option (loads the `notoccite` package).
  - 2004/09/08
    - Added language options and `.mld` files for dialects: canadian (english), acadian, acadien, canadien (french), naustrian, ngerman (ngermanb).
    - Added comments in `.mld` files using special fonts.
    - Documentation: added a paragraph about making a TOC for appendices, eventually not listed in the main TOC.
  - 2004/09/17
    - Corrections in the documentation; corrections about rules.
- ★ version 40
- 2004/12/09
    - Added the japanese and castillan languages.
    - Removed the test on the presence of the `multicol` package in `minitoc.tex`, because `multicol` is a required package.
    - Added a figure in `minitoc.tex` about the need of three compilations.
    - Added some infos in `minitoc.bug`.
    - Added a paragraph about a problem with the `appendix` package.
  - 2004/12/13
    - Updated `fminitoc.bib` and `minitoc.bib`.
  - 2004/12/14
    - Added the `hints` package option. This option is still experimental; your advice is welcome.
  - 2004/12/20
    - Added `fminitoc.pdf` (french documentation in PDF format).
- ★ version 41
- 2005/01/05
    - Corrections in documentation.
    - Message added if some sectionning commands are not available.
    - Replaced `\typeout` commands in `minitoc.sty` by the `\PackageInfo` or `\PackageWarning` commands; with the line number when useful (`\@gobble` if no line number). Hence, the package is less verbose (`\PackageInfo` writes only in the `document.log` file, not on the terminal).
  - 2005/01/06
    - Added the `\mtcsetfont` (Benjamin BAYART) and `\mtcsetttitlefont` commands, with a much simpler syntax.
  - 2005/01/10
    - Added bibliography.
  - 2005/01/11

- $\mathcal{AMS}$  classes: `amsart` and `amspoc` are incompatible with `minitoc`, `amsbook` needs precautions.
- 2005/01/12
  - Added `\mtcsetformat`.
- 2005/01/18
  - Added `\mtcsettitle`.
  - Added a hint for recommending the `insection` package option.
- 2005/01/19
  - Added a hint about the presence of `\dominitoc` and `co`.
  - Added a hint about consistence of `\dominitoc`/`\minitoc` and `co`.
  - Improved documentation about hints.
- 2005/01/20
  - Added a hint about using short extensions with more that 99 parts or 99 chapters or 99 sections.
- 2005/01/25
  - `\ptifont: \Huge\bfseries` becomes `\LARGE\bfseries`.
- 2005/01/26
  - Added `\mtcsetpagenumbers`.
- 2005/01/28
  - Added many new language files: `serbianc.mld`, `chinese1.mld`, `chinese2.mld`, `hangul1.mld`, `hangul2.mld`, `hangul3.mld`, `hangul4.mld`, `hanja1.mld`, `hanja2.mld`, `japanese2.mld`, `japanese3.mld`, `japanese4.mld`, `japanese5.mld`, `thai.mld`.
- 2005/02/02
  - Added `\mtcsetrules`.
- 2005/02/03
  - Added `\plfrule`, `\noplfrule`, `\mlfrule`, `\nomlfrule`, `\slfrule`, `\noslfrule`, `\pltrule`, `\nopltrule`, `\mltrule`, `\nomltrule`, `\sltrule`, `\nosltrule`.
- 2005/02/04
  - Added the `mtchideinmaintoc` environment.
- 2005/02/08
  - Added `latvian.mld`, `letton.mld`, `greek-mono.mld`, `greek-polydemo.mld`, `greek-polykatha.mld`, `polish2.mld`, `russian2m.mld`, and `russian2o.mld` as new language files.
- 2005/02/09
  - Added the `mtchideinmainlof` and `mtchideinmainlot` environments.
- 2005/02/10
  - Added tests on the `mtchideinmain*` environments.
- 2005/02/14
  - Added `\mtcfixindex`.

※ **version 42**

- 2005/02/14
  - Version 42 not released.
  - Replaced “language” by “langue” in the french documentation.
- 2005/02/15
  - Fixed a minor typo.
- 2005/02/16
  - Upgraded `\mtcfixindex`.
- 2005/02/21
  - Added `\mtcsettitle`, forgotten to be inserted in v41.

★ **version 43**

- 2005/02/21
  - Version 43: consolidation of v40, v41 and v42.
- 2005/02/24
  - Fixed a big bug in `\mtcsetformat`.
  - Fixed a bug in `mtcoff.sty` about `\mtcfixindex`.
- 2005/03/02
  - Fixed the `\mtcset...` macros.
  - Moved history to the end of package code.
  - Added the `INSTALL` file and a chapter about installation.
- 2005/03/07
  - Fixed a typo (Benjamin BAYART).
  - Completed the hint about consistence of `\dominitoc/\minitoc` and `co`.
- 2005/03/08
  - Added a hint about consistence of `\minitoc` and `\tableofcontents`.
- 2005/03/09
  - Added comments about fonts.
- 2005/03/10
  - Corrections in documentation.
- 2005/03/11
  - Added `\mtcsetfeature`.
- 2005/03/14
  - Added `bulgarianb.mld` (upper bulgarian).
- 2005/03/15
  - Added `*[-\baselineskip]` after the `\\` after the top rule of each part level mini-table.
- 2005/03/16
  - Corrections in the arguments of `\mtcsetfeature`.

- 2005/03/18
  - Removed `\markboth` for `minitocs (...)` and `secttocs (...)`.
- 2005/03/21
  - Added `spanish2.mld`.
- 2005/03/22
  - Added a hint for the `abstract` package.
- 2005/04/07
  - Corrected the `stc@verse` environment.
  - Added `finnish2.mld`, `latin2.mld`, and `magyar2.mld`.
- 2005/04/08
  - Renamed `portuges.mld` as `portugues.mld`.
- 2005/04/12
  - Correction in `\mtcskip`.
  - First version in `.dtx` format.
- 2005/04/14
  - Removed `\ypart`, `\ychapter`, `\ysection`, and stuff; unused.
- 2005/05/11
  - Corrected a typo in `\@dosectlot`.
  - Added `\mtcfixglossary`.
  - Print the documentation with “oneside” to have all marginal notes on left. Added the (extended to 54 floats) code of `morefloats.sty` (Don HOSEK) to allow more `marginpars` and floats.
  - Added `minitoc.ist` to format the index correctly.
- 2005/05/26
  - Fixed rules in `parttocs`, `partlofs` and `partlots`.
- 2005/05/30
  - Fixed chapter-level entries in `parttocs`, when page numbers must be removed.
  - Added a hint about the `sectsty` package (must be loaded *before* `minitoc`).
- 2005/06/01
  - Added a hint about attempts to insert empty mini-tables.
  - Added a hint about the use of obsolete commands.
  - The mini-lists of figures or tables should not be printed empty even if `tocdepth < 1`.
- 2005/06/02
  - Added the notion of depth for mini-tables of figures/tables.
  - Added `\mtcsetdepth`.
  - The `hints` option is the default and no more considered as experimental.
- 2005/06/03
  - Added an error message in `\mtcsetdepth` if the counter is not available.
- 2005/06/06

- Added `portuges.mld`, which loads `portugues.mld`.
- 2005/06/07
  - Added three variants for the malayalam language: `malayalam-keli.mld`, `malayalam-rachana.mld`, and `malayalam-rachana2.mld`.
- 2005/06/14
  - Added method for bilingual documentation.
- 2005/06/15
  - Added `fminitoc.ist` to format correctly the index in french.
- 2005/06/16
  - Changed “Liste des Tables” by “Liste des Tableaux” in `french.mld`, and in the french documentation, to stick to the choices of the babel package.
- 2005/06/17
  - The file `fminitoc.dtx` is now generated by `minitoc.ins`.
- 2005/06/21
  - Added “OUI”, “NON”, “oui”, “non”, “O”, and “o” as true/false keywords.
  - Compacted the code about detection of short/long extensions.
- 2005/06/22
  - Added “VRAI”, “FAUX”, “vrai”, “faux”, “V”, and “v” as true/false keywords.
- 2005/06/23
  - Correctly set the `\ifFTR` flag to have the names of months in the right language in the bibliography.
- 2005/06/29
  - Set the flag `\mtcoffwarn@true` in `mtcoff.sty` if a command `\mtcadd...` is found.
- 2005/07/01
  - Added `castillian.mld`.
  - Renamed `portugues.mld` as `portuguese.mld`.
- 2005/07/11
  - Added `brazilian.mld`, `british.mld`, `UKenglish.mld`, and `USenglish.mld`.
- 2005/07/12
  - Suppressed “General:” in the changes history.
- 2005/07/13
  - Replaced some `\PackageWarning` commands by `\PackageInfo`.
- 2005/07/18
  - Restoring the correspondence of each language option with a `.mld` file.
- 2005/07/20
  - Improving the `mtchideinmainlof` and `mtchideinmainlot` environments.
- 2005/07/21

- Removing unused some flags `\if@mtc@setpagenumbers@act@` and `\if@mtc@setrules@act@`.
  - Added the `\decrementptc`, `\decrementmtc`, and `\decrementstc` commands.
- 2005/07/22
  - Corrected a bug in `mtcoff.sty`.
  - Improved some messages in `mtcoff.sty`.
  - Added a test on the version of the `placeins` package.
- 2005/08/23
  - Added a note about `\FloatBarrier`.
- 2005/08/24
  - Added a note about an alignment problem in the `minitoc`. Updated `minitoc.bug`.
  - Made two versions of the `mtchideinmainlof` and `mtchideinmainlot` environments, depending of the presence of the corresponding depth counter.
  - The `memoir` class is incompatible if too recent.
- 2005/08/25
  - Added a comment about the position of the `\do...` preparation commands.
  - Corrections in the `mtchideinmainlof` and `mtchideinmainlot` environments.
- 2005/08/26
  - Added `guarani.mld`.
- 2005/08/29
  - Added `\incrementptc`, `\incrementmtc`, and `\incrementstc`.
  - Added an optional argument to `\adjustptc`, `\adjustmtc`, and `\adjuststc`.
  - Added the `k-tight` and `k-loose` package options.
- 2005/09/02
  - Added a patch for the recent version of the `memoir` class.
- 2005/09/06
  - Added `spanish3.mld`.
- 2005/09/08
  - Use `\mtcselectlanguage` in language options and in “secondary” `.mld` files.
- 2005/09/09
  - Added `\mtcloadmlo` to be used in some `.mld` files to load a `.mlo` file.
- 2005/09/12
  - Added a test to forbid direct calls of `\mtcloadmlo` by the user.
- 2005/09/13
  - Added `farsi1.mld`, `farsi1.mlo`, `farsi2.mld`, and `farsi2.mlo`.
  - Added a note about the `rubber` script.
- 2005/09/15

- Added `mtcglo.ist` to format the glossary.

- 2005/09/16
  - Removed the page numbers in the glossary. Done in the `*mk` scripts.

★ version 44

- 2005/09/26
  - Changes history (glossary) typeset in `RaggedRight`.
- 2005/09/27
  - Added `germanb2.mld`, `ngermanb2.mld`, `norsk2.mld`, and `nynorsk2.mld`.
- 2005/09/28
  - New method for history: embedded lists on 3 levels.
  - Removed `mtcglo.ist`.
- 2005/09/29
  - Cleaned the `*mk` scripts.
  - Added the `listfiles` package option.
- 2005/09/30
  - Corrected typos.
  - Added the name of the `.maf` file in the message of the `listfiles` package option.
  - Improved the cleaning in the `*mk` scripts, using a `.maf` file.
- 2005/10/03
  - Load the patch for `memoir.cls` only if necessary; do not load it if `memoir.cls` is dated after 2005/09/25.
  - Added a remark in the FAQ chapter (and `minitoc.bug`) about precautions to take with the starred sectionning commands.
- 2005/10/04
  - Added the `nolistfiles` package option.
  - Added a hint about the `caption`, `caption2`, `ccaption`, and `mcaption` packages (they must be loaded *before* `minitoc`).
- 2005/10/05
  - Fixed typos in the documentation.
  - Fixed some marginal notes in the commented code.
- 2005/10/06
  - Minor corrections in the documentation.
  - Use the `xargs` Unix command in the `*mk` scripts to remove the auxiliary files.
- 2005/10/07
  - Minor corrections in the documentation.
  - Added a short intro to the “Frequently Asked Questions” chapter and to `minitoc.bug`.
- 2005/11/02

- Minor corrections in the documentation.
- 2005/11/04
  - Minor corrections in the documentation.
- 2005/11/07
  - Begin adding the “Jargon” chapter.
- 2005/11/08
  - Added the french L<sup>A</sup>T<sub>E</sub>X Companion [190].
- 2005/11/09
  - Continuing the “Jargon” chapter.
  - Adding `minitoc.pre` in `minitoc.l`.
  - Adding a note about the need of running `imk` before `emk` or `fmk`.
- 2005/11/10
  - Fixed typos in the documentation.
  - Added a note about a problem with `minitoc`, `hyperref` and `memoir`.
  - Continuing the “Jargon” chapter.
- 2005/11/14
  - Fixed typos in the documentation.
  - Continuing the “Jargon” chapter.
  - Improve the notes about the `memoir` class.
- 2005/11/15
  - Continuing the “Jargon” chapter.
  - Improve the notes about the `memoir` class.
  - Added `\plfSfont`, `\pltSfont`, `\mlfSfont`, `\mltSfont`, `\slfSfont`, and `\sltSfont` for subfigures and subtables entries in the mini-tables.
- 2005/11/16
  - Continuing the “Jargon” chapter.
  - Fixed a bug about fonts for subfigures and subtables entries in the mini-tables.
  - Added `bicig2.mld`, `bi the.mld`, `manju.mld`, `xalx.mld`, and `khalkha.mld`.
- 2005/11/17
  - Continuing the “Jargon” chapter.
  - Added testing via internal *quarks* commands in `\mtcsetfont`.
- 2005/11/18
  - Continuing the “Jargon” chapter.
  - Fixed typos in the documentation.
- 2005/11/21
  - Continuing the “Jargon” chapter.
- 2005/11/22
  - Continuing the “Jargon” chapter.
- 2005/11/23



- Continuing the “Jargon” chapter.
  - Updating the bibliography.
- 2005/11/24
  - Continuing the “Jargon” chapter.
- 2005/11/25
  - Continuing the “Jargon” chapter.
  - Changed “table” into “tableau” in the french doc, where necessary.
  - Updating the bibliography.
- 2005/11/28
  - Continuing the “Jargon” chapter.
  - Fixed typos in the documentation.
- 2005/11/29
  - Continuing the “Jargon” chapter.
  - Fixed typos in the documentation.
  - Fixed typos in the bibliography.
  - Updating the bibliography.
- 2005/11/30
  - Continuing the “Jargon” chapter.
  - Avoid some warnings “Token not allowed” from `pdftex`.
- 2005/12/01
  - Continuing the “Jargon” chapter.
- 2005/12/02
  - Continuing the “Jargon” chapter.
  - Reordering a long sequence of citations.
  - Added `mailto:` in the mailing URLs.
- 2005/12/05
  - Fixed typos in the documentation.
  - Continuing the “Jargon” chapter.
  - Added a hint about the `varsects` package (must be loaded *before* `minitoc`).
- 2005/12/06
  - Continuing the “Jargon” chapter.
  - Correcting an hyperlink in the bibliography (for the `xr` package).
  - Attempting to avoid broken URLs, using `quote`, footnotes and `\par`.
- 2005/12/07
  - Continuing the “Jargon” chapter.
  - Updating the bibliography.
  - Corrections of layout (some headers, a table).
  - In the warning message of the hint about a number of mini-tables greater than 99 (if short extensions), give the effective number.
  - Reduce the width of some info, warning or error messages.

- 2005/12/08
  - Corrections of layout (some headers).
- 2005/12/09
  - Corrections of french quotes.
  - Added some PDF options.
  - Continuing the “Jargon” chapter.
  - Corrected an URL to the  $\mathcal{A}\mathcal{M}\mathcal{S}$  in the bibliography.
- 2005/12/19
  - Made some messages shorter (mainly by removing stars).
- 2005/12/21
  - Correction of typos.
  - Added some labels.
  - Added a chapter with the (explained) messages. Not yet sorted.
  - The documentation needs 4  $\text{\LaTeX}$  runs.
- 2005/12/22
  - Made some messages shorter.
  - Corrections in the list of messages.
  - Updating the bibliography.
- 2005/12/23
  - Improving the placement of floats on pages of floats: to the top.
- 2006/01/03
  - Corrections in the documentation (thanks to Markus GLEISZNER).
  - Added `addsec.tex`
- 2006/01/04
  - Corrected the flag `\ifundottedmtc`.
  - Correction to make `addsec.tex` work.
- 2006/01/05
  - Added “\*” as keyword for the first argument of `\mtcsetpagenumbers` and `\mtcsetrules` (asked by Markus GLEISZNER).
  - Removed “`\MessageBreak`” from the index.
- 2006/01/06
  - Continuing the “Jargon” chapter.
  - Corrected the bibliography entry about  $\text{BangT}\text{\LaTeX}$ .
  - Updated the bibliography.
  - Used the `afterpage` package in the documentation to fix a float positioning problem.
- 2006/01/09
  - Corrections in the documentation.
  - Fixing a float positioning problem.
- 2006/01/10

- Corrections in the documentation.
  - Continuing the “Jargon” chapter.
  - Updated the bibliography.
  - Added the bahasam language.
  - Added the albanian language.
  - Added the hebrew2 language.
- 2006/01/11
  - Updated the bibliography.
  - Updated the documentation for the albanian, bahasa, bahasam, and hebrew2 languages.
  - Updated `french.mld` (removing abusive uppercase letters).
  - Corrected the `italian.mld` file. Added the `italian2` language.
  - Added the australian and newzealand languages (english).
  - Renamed the bahasa language as `bahasai`; bahasa is synonym of `bahasai`.
  - Added the malay and meyalu languages, synonyms of `bahasam`.
  - Added the indon and indonesian languages, synonyms of `bahasai`.
- 2006/01/12
  - Updated the bibliography.
  - Updated the acknowledgements.
  - Added references to the new bibliographic entries.
- 2006/01/13
  - Fixed an instability in page breaks in the documentation of `japanese3.mld`.
  - Added comments in some `.mld` files.
  - Added `magyar3.mld`.
  - Updated `lithuanian.mld`.
- 2006/01/16
  - Correction in `\mtcaddsection`.
- 2006/01/17
  - Correction in `\mtcfixindex` and `\mtcfixglossary`.
  - Updated the bibliography.
  - Limitation of the initial depth of displayed bookmarks.
- 2006/01/18
  - Added some comments in point 34 of the FAQ (and in `minitoc.bug`) about the initialization of fonts.
  - Added `romanian2.mld` and `romanian3.mld`.
  - Updated the bibliography.
- 2006/01/19
  - Updated the bibliography.
  - Load some packages before `hyperref`.
  - Added `spanish4.mld`.
- 2006/01/23

- Corrected the table about default titles.
  - Corrected the keywords for `\mtcsetfont`.
  - Added `lowersorbian.mld`, `uppersorbian.mld`, and `ukrainian.mld`.
- 2006/01/24
  - Updated documentation for `lowersorbian.mld`, `uppersorbian.mld`, and `ukrainian.mld`.
- 2006/01/25
  - Corrections in the documentation.
  - Updated the bibliography.
- 2006/01/26
  - Added a hint about the KOMA-Script classes [194, 147], and an entry in the FAQ chapter (and in `minitoc.bug`).
- 2006/01/27
  - Updated the bibliography.
  - Added a note in documentation of `serbian.mld` and `serbianc.mld`.
- 2006/01/30
  - Added `ethiopian2.mld` (for Omega).
- 2006/01/31
  - Simplifications in the “Messages” chapter.
  - Corrections in the “Jargon” chapter.
- 2006/02/01
  - Corrections in the documentation.
  - Added the “Postface” chapter.
- 2006/02/02
  - Corrections in the “Postface” chapter.
  - Updated the bibliography.
- 2006/02/06
  - Corrections in the documentation.
  - Updated the bibliography.
  - Added `dblacnt.sty` for the “The pdf<sub>TEX</sub> Program” entry in the bibliography. Its author’s first name needs a double accent (Hàn Thê THÀNH).
- 2006/02/07
  - Corrections in the documentation.
  - Updated the bibliography.
- 2006/02/09
  - Corrections in the documentation.
- 2006/02/10
  - Corrections in the documentation.
  - Updated the bibliography.
- 2006/02/13

- Added `malayalam-omega.mld` and `malayalam-omega.mlo`.
  - Updated the bibliography.
- 2006/02/14
  - Added `kannada.mld`.
  - Updated the bibliography.
- 2006/02/15
  - Corrections in `russianb.mld` and `spanish.mld`.
  - Corrections in the documentation and the bibliography.
  - Place `\mtcfixglossary` before `\mtcfixindex`.
- 2006/02/16
  - Added a citation from Donald ARSENEAU.
  - Updated the bibliography.
  - Updated the acknowlegments.
- 2006/02/17
  - Updated the bibliography.
  - Updated the jargon.
- 2006/02/20
  - Added `u8hangul.mld`, `u8hangul.mlo`, `u8hanja.mld`, and `u8hanja.mlo`.
- 2006/02/21
  - Renamed languages `u8hangul` and `u8hanja.mld` into `hangul-u8` and `hanja-u8`.
  - Updated the bibliography.
- 2006/02/22
  - Added a hint about repeated preparation commands.
  - Moved up the declaration of some flags relative to the `hints` option.
  - Added `\mtcprepare`.
- 2006/02/23
  - Updated the bibliography.
- 2006/02/24
  - Updated the bibliography.
- 2006/02/27
  - Corrections in the documentation.
  - Added `minitoc.pre` to class 6.
- 2006/02/28
  - Corrections in the documentation.
  - Corrected the position of tables in the “Jargon” chapter.
  - Corrected `irish.mld`, `lsorbian.mld` and `usorbian.mld`.
  - Added `polски.mld`.
- 2006/03/01
  - Hints about the `jura` class and the `alphanum` package, incompatible with `minitoc`.

- 2006/03/02
  - Use bibliographic styles with an URL field, built with the help of `urlbst` [118].
- 2006/03/06
  - Update the bibliography.
- 2006/03/08
  - Corrections in `magyar.mld`, `magyar2.mld`, and `magyar3.mld`.
  - Added `russian-cca.mld`, `russian-cca1.mld`, and `russian-lh.mld`, with their `.mlo` files.
- 2006/03/09
  - Update the bibliography.
- 2006/03/10
  - Update the bibliography.
  - Added `russian-lhcyralt.mld`, `russian-lhcyrkoi.mld`, and `russian-lhcyrwin.mld`, with their `.mlo` files.
- 2006/03/13
  - Corrections in the documentation.
- 2006/03/14
  - Added `mtcmess.sty`.
- 2006/03/16
  - The messages are now numbered.
  - Update the bibliography.
- 2006/03/20
  - Corrections in the documentation.
- 2006/03/21
  - Update the bibliography.
- 2006/03/22
  - Update the jargon.
- 2006/03/28
  - Corrections in the documentation.
  - Update the jargon.
- 2006/03/29
  - Added FAQ 37 about `.mld` files and `babel`.
  - Added `french1.mld` and `french2.mld`.
  - Update the jargon.
- 2006/03/30
  - Added `english1.mld` and `english2.mld`.

**★ version 45**

- 2006/03/31
  - Suppression of the PostScript versions of the documentation.

- Added `arab2.mld`, `bicig3.mld`, `buryat2.mld`, `xalx2.mld`, and `xalx3.mld`.
- 2006/04/03
  - Corrections in the documentation.
- 2006/04/04
  - Added `swedish2.mld`.
  - The `insection` package option loads also the `flafter` package.
- 2006/04/05
  - Corrections in the documentation.
  - Added `lamed.eps` and `lamed.pdf` as images for the Lamed logo (built from `lamed.tex`).
  - Reordering of the chapters in the user's manual (part I).
- 2006/04/06
  - Use `sectsty.sty` to better format section titles.
- 2006/04/07
  - Corrections in the documentation.
  - Added `\ifmtcsecondpart` to check if the document has exactly 2 parts.
- 2006/04/10
  - Corrections in the documentation.
- 2006/04/11
  - Corrections in the documentation.
- 2006/04/12
  - Corrections in the documentation.
- 2006/04/13
  - In the `insection` package option, load the `flafter` package *before* the `placeins` package.
  - Added a figure about the float barriers.
- 2006/04/27
  - Added notes in FAQ 20, about the use with the `appendix` package.
  - Added comments about the `insection` option.
  - Update the bibliography.
  - Begin correction of the `mtchideinmaintoc` environment.
- 2006/05/02
  - Added notes in `minitoc.bug`, point 20, about the use with the `appendix` package.
  - End correction of the `mtchideinmaintoc` environment.
  - Analogous corrections in the `mtchideinmainlof` and `mtchideinmainlot` environments.
  - Update the bibliography.
- 2006/05/03

- Added notes about the `mtchideinmainlof` and `mtchideinmainlot` environments.
  - Added `hide1.tex` and `hide2.tex`.
  - Added a hint about the `fncychap` package (must be loaded *before* `minitoc`).
  - Added a hint about the `quotchap` package (must be loaded *before* `minitoc`).
  - Update the bibliography.
- 2006/05/04
  - Update the bibliography.
  - Added a hint about the `romannum` package (must be loaded *before* `minitoc`).
  - Added a hint about the `sfheaders` package (must be loaded *before* `minitoc`).
  - Added a hint about the `alnumsec` package (must be loaded *before* `minitoc`).
  - Corrections in the documentation.
- 2006/05/05
  - Corrections in the documentation.
- 2006/05/24
  - Corrections in the documentation.
  - Renamed `hide.tex` to `hide1.tex`.
  - Update the bibliography.
- 2006/05/30
  - Corrections in the documentation.
  - Use `\MakeUpperCase` in `\markboth` for page styles.
- 2006/05/31
  - Update the bibliography.
  - Added a hint about the `captcont` package (must be loaded *before* `minitoc`).
  - Corrections in the documentation.
  - Added `uighur.mld`, `uighur2.mld`, and `uighur3.mld` (as synonyms for the `bicig` variants).
- 2006/06/01
  - Corrections in the documentation.
  - Added description of `MonTeX` in the jargon.
  - Added a comment about the `imk` script in `INSTALL` and the “Installation” chapter.
  - Added an entry about “package” in the jargon.
  - Added the `mtc-apx.tex` example file.
  - Added FAQ 44 and the `\mtcgapbeforeheads` and `\mtcgapafterheads` commands.
- 2006/06/02
  - Corrections in the documentation.
  - Update the bibliography.
  - Added the `gaps.tex` example file.
- 2006/06/05



- Corrections in the documentation.
  - Update the bibliography.
- 2006/06/06
  - Corrections in the documentation.
  - Update the bibliography.
- 2006/06/08
  - Corrections in the documentation.
  - Spacing correction in `french2.mld`.
- ★ **version 46**
- 2006/06/09
  - Corrections in the documentation and the bibliography.
- 2006/06/21
  - Update the bibliography.
  - Comment about the `thailatex` package.
- 2006/06/22
  - Generate some example files with `minitoc.dtx/minitoc.ins`.
  - Added chapter “Example files”.
- 2006/06/23
  - Renamed chapter “Example files” as “Examples of documents”.
  - Use the `lipsum` package [123] in some of the examples of documents.
  - Update the bibliography.
- 2006/06/27
  - Update the examples of documents.
  - Added the `second.tex` example file.
- 2006/06/29
  - Added the `amem.tex`, `mem.tex` and `mem1.tex` example files.
- 2006/06/30
  - Added the `fo1.tex`, `fo2.tex` and `scr.tex` example files.
- 2006/07/03
  - Added the `subf.tex` example file.
  - Corrections about the depth of `minilofs`, `minilots` and `siblings`.
- 2006/07/04
  - Added the `tsfc.tex` and `tbi.tex` example files.
  - Corrections in the bibliography.
- 2006/07/07
  - Corrections of typos.
  - Corrections in the bibliography.
  - Added the `2c.tex` and `mtc-bo.tex` example files.
  - Correction in `french2.mld`.

- 2006/07/10
  - Correction in minilots and minilofs (and siblings) about depth.
  - Added the `hop.tex` and `cri.tex` example files.
  - Update the bibliography.
- 2006/07/11
  - Added the `livre.tex`, `ch0.tex`, `tlc.tex` and `mu.tex` example files.
  - Update the bibliography.
- 2006/07/12
  - Update the jargon.
- 2006/07/13
  - Corrections in the documentation.
  - The not released versions are flagged by `✱` in place of `★`.
- 2006/07/17
  - The “About this document” section becomes a starred first chapter.
- 2006/07/18
  - Added the `hir.tex` and `hia.tex` example files.
- 2006/07/19
  - Update the bibliography.
  - Corrections in `add.tex` and `addsec.tex` for the index.
  - Added the `xmk` script to typeset the examples into PDF documents.
  - Updated the scripts to treat the examples.
- 2006/07/20
  - Do not forget `\jobname.mtc1` in the list of files.
  - In the scripts, the backup directory (OLD) is now `/tmp/username/OLD`.
  - In the scripts, the repartition directories (`CL[0-9]`) are now `/tmp/username/CL[0-9]`.

**★ version 47**

- 2006/07/26
  - Corrections in the documentation and the bibliography.
  - Update the bibliography.
- 2006/07/27
  - Added `arabi.mld` and `farsi3.mld` (from the **Ayabi** system).
  - Update the bibliography.
- 2006/07/28
  - Update the jargon.
- 2006/07/31
  - Fixed `\l@xsection`.
  - Fixed some spacings in mini-tables.
- 2006/08/01
  - Added a `\kernafter...` vertical kern between each minitable and its bottom rule.

- Added point 45 of the FAQ.
- 2006/08/03
  - Minor correction in warning message F0008.
  - Update the bibliography.
  - Fixed a bug in `romanian2.mld` and `romanian3.mld`.
  - Shortened the result of some example documents by using the `report` class in place of the `book` class (hence using one side printing).
- ★ **version 48**
  - 2006/08/04
    - Fixed typos.
  - 2006/08/22
    - Update the bibliography.
    - No preamble in `add.bib`.
  - 2006/08/23
    - Corrections in the TOC formatting.
    - Increasing `\textwidth`.
    - Correction of the preamble problem in `add.bib` and all generated files.
  - 2006/08/24
    - Remove comments about spurious lines in preamble of generated files.
    - Added `devanagari.mld` and `hindi.mld`.
  - 2006/08/25
    - Update the bibliography.
    - Added `hindi-modern.mld`.
    - Corrected the `\name` macro (for the documentation).
  - 2006/08/28
    - Corrections in the bibliography.
    - Correction (conversion) in `hindi-modern.mld`.
  - 2006/08/29
    - Added error E0036 if `english.mld` is not found to set the default titles.
  - 2006/08/31
    - Update the bibliography.
    - Modified the `plainurl.bst` to have family names of authors and editors in small caps and years in old style digits. Titles are in emphasis. The `frplain1.bst` style is also updated.
  - 2006/09/01
    - Update the bibliography.
    - The bibliographic styles `plainurl.bst` and `frplain1.bst` are renamed `en-mtc.bst` and `fr-mtc.bst`.
  - 2006/09/05
    - Update the bibliography.

- Renamed `add.bib` to `mtc-add.bib`.
  - Renamed `add.tex` to `mtc-add.tex`.
  - Renamed `addsec.tex` to `mtc-ads.tex`.
  - Renamed `2c.tex` to `mtc-2c.tex`.
  - The `listfiles` package option is now active by default.
- 2006/09/07
  - Renamed `app-mem.tex` to `mtc-amm.tex`.
  - Renamed `apx.tex` to `mtc-apx.tex`.
  - Renamed `bo.tex` to `mtc-bo.tex`.
  - Renamed `ch0.tex` to `mtc-ch0.tex`.
  - Renamed `cri.tex` to `mtc-cri.tex`.
  - Renamed `fo1.tex` to `mtc-fo1.tex`.
  - Renamed `fo2.tex` to `mtc-fo2.tex`.
  - Renamed `gaps.tex` to `mtc-gap.tex`.
  - Renamed `hia.tex` to `mtc-hia.tex`.
  - Renamed `hir.tex` to `mtc-hir.tex`.
  - Renamed `hide1.tex` to `mtc-hi1.tex`.
  - Renamed `hide2.tex` to `mtc-hi2.tex`.
  - Renamed `hop.tex` to `mtc-hop.tex`.
  - Renamed `livre.tex` to `mtc-liv.tex`.
  - Renamed `mem.tex` to `mtc-mem.tex`.
  - Renamed `mem1.tex` to `mtc-mm1.tex`.
  - Renamed `mini-art.tex` to `mtc-art.tex`.
  - Renamed `minitoc-ex.tex` to `mtc-bk.tex`.
  - Renamed `mu.tex` to `mtc-mu.tex`.
  - Renamed `scr.tex` to `mtc-scr.tex`.
  - Renamed `second.tex` to `mtc-2nd.tex`.
  - Renamed `subf.tex` to `mtc-sbf.tex`.
  - Renamed `tbi.tex` to `mtc-tbi.tex`.
  - Renamed `tlc.tex` to `mtc-tlc.tex`.
  - Renamed `tsfc.tex` to `mtc-tsfc.tex`.
- 2006/09/08
  - Updated the bibliography (added the Pentaglot).
  - Corrected the format of two tables about NFSS.
  - Example documents in alphabetical order in their chapter.
- 2006/09/11
  - Updated the bibliography.
- 2006/09/12
  - Added a figure about systems derived from  $\text{\TeX}$  and  $\text{\LaTeX}$ .
- 2006/09/13
  - Added the `mtc-syn.tex` example document file.

## ★ version 49

- 2006/09/14
  - Slightly modified the layout of the list of files (“Installation” chapter).
  - Simplifications in the scripts.
  - Updated the bibliography.
- 2006/09/18
  - Updated the bibliography.
  - Added point 46 in the FAQ and example file `mtc-tlo.tex`.
- 2006/09/26
  - Updated the bibliography.
  - Corrections in the bibliography and the bibliographic styles.
- 2006/09/29
  - Better error messages about undefined preparation and insertion commands.
  - Updated the bibliography.
  - Added “+” and “-” as synonyms for “on” and “off”, respectively.
- 2006/10/20
  - Corrections in the bibliography.
  - Fixed typos.
  - Updated the bibliography.
  - Added a table of some encodings.
- 2006/10/31
  - Suppressed the “Summary” entry in the summary, but added it in the Table of Contents.
  - Improving some tables.
  - Added the `japanese6.mld` and `japanese6.mlo` files.
  - Updated the bibliography.
- 2006/11/03
  - Corrections in the bibliography.
  - Corrections in formatting a citation from Donald ARSENAU.
  - Combine four figures in one (with sub-figures).
  - Added (in the memento) a table of the classes and packages which are incompatible or need precautions with `minitoc`.
  - Added a hint about the `hangcaption` package (must be loaded *before* `minitoc`).
- 2006/11/06
  - Completed the list of the standard classes.
- 2006/11/09
  - Added a validation of the language options with the presence of the `.mld` and `.mlo` files.
  - Added notes about the mandatory presence of the `english.mld` file.
- 2006/11/13

- The validation of the language options writes only informative messages in the *document.log* file and, if necessary, gives only one warning message.

★ **version 50**

- 2006/11/17
  - Removed old examples of documents: *mtc-adds*, *mtc-amem*, *mtc-book*, *mtc-gaps*, *mtc-mem1*, *mtc-subf*, and *mtc-tsfc*.
  - Updated the bibliography.
  - Added the *tmk* script and a table describing a TDS structure for *minitoc*.
  - Added an item about the TDS in the jargon.
  - Updated the *INSTALL* file and the “Installation” chapter.
- 2006/11/29
  - Added the warning message **W0094** with the list of the missing *minitoc* languages files (*.mld* and *.mlo*).
  - Corrections in the bibliography.
  - Updated the *INSTALL* file and the “Installation” chapter.
  - Changed the names of the scratch directories in some scripts.
  - Updated the bibliography.
  - Added the file *minitoc-texmf.zip* (a ZIP archive of a TDS-compliant hierarchy of all files of the package) to the distribution.

# Index

## Symbols

.lof	258	\@doparttoc	1599, 1671
.log	243	\@doparttoc@used@false	92
.lot	258	\@doparttoc@used@true	1625
.maf@.maf	49, 376, 408	\@dosectlof	2230, 2299
.mld	35, 41, 66, 222, 376, 430, 433, 434	\@dosectlof@used@false	105
.mlo	41, 222, 372, 376, 430, 434	\@dosectlof@used@true	2271
.toc	258	\@dosectlot	2234, 2300
\@dominilof	929, 967	\@dosectlot@used@false	106
\@dominilot	948, 967	\@dosectlot@used@true	2290
\@dominitoc	895, 910, 967	\@dosecttoc	2226, 2298
\@dopartlof	1651, 1671	\@dosecttoc@used@false	104
\@dopartlot	1670, 1671	\@dosecttoc@used@true	2252
\@doparttoc	1632, 1671	\@dotsep	2901, 2914, 2919, 2924, 2929, 2934, 2939, 2944, 2949, 2954
\@dosectlof	2278, 2298	\@dottedtocline	662, 735, 803, 818, 864, 876, 879, 882, 887, 890, 893, 1413, 1490, 1565, 1581, 2015, 2085, 2152, 2166
\@dosectlot	2297, 2298	\@dottedxxxline	2160
\@dosecttoc	2259, 2298	\@ensure@R	6411, 6414, 6417, 6421, 6424, 6427, 6431, 6434, 6437
\@M	386, 818, 841, 854, 1348, 1358, 1581, 2166, 2167, 2199	\@fileswfalse	666, 739, 807, 1420, 1494, 1569, 2020, 2089, 2157
\@Undottedtocline	836, 3502, 5086	\@firstchapteris@used@false	108
\@Undottedtoclinep	849, 864, 876, 879, 882, 887, 890, 893, 5086	\@firstchapteris@used@true	561
\@addtoreset	820, 1074	\@firstoftwo	213
\@afterheading	1299, 1313, 1327, 5174, 5182	\@firstpartis@used@false	107
\@afterindenttrue	385, 840, 853	\@firstpartis@used@true	1248
\@centercr	601, 1348, 1954	\@firstsectionis@used@false	109
\@chapter	1, 317, 820, 4025, 4720, 5148, 5150	\@firstsectionis@used@true	1925
\@dominilof	900, 968	\@gobble	4962, 4965, 4966, 5086
\@dominilof@used@false	99	\@gobblethre	3620
\@dominilof@used@true	940	\@gobblethree	3543, 3639
\@dominilot	905, 969	\@gobbletwo	4902, 4947
\@dominilot@used@false	100	\@hangfrom	2189
\@dominilot@used@true	959	\@ifclasslater	205
\@dominitoc	895, 967	\@ifclassloaded	180, 3852, 3952, 3961, 3976, 3999
\@dominitoc@used@false	98	\@ifnextchar	612, 682, 750, 899, 904, 909, 1359, 1432, 1506, 1611–1613, 1965, 2031, 2098, 2238–
\@dominitoc@used@true	921		
\@dopartlof	1603, 1672		
\@dopartlof@used@false	93		
\@dopartlof@used@true	1644		
\@dopartlot	1607, 1673		
\@dopartlot@used@false	94		
\@dopartlot@used@true	1663		

2240, 2522, 4883, 4889, 4895, 4901, 5148	\@mtc@captionIILoaded@a@false . . . . . 47
\@ifpackagelater . . . . . 3942	\@mtc@captionIILoaded@a@true . . . . . 175
\@ifpackageloaded . . . . . 137,	\@mtc@captionIILoaded@false . . . . . 46
154, 156, 158, 160, 162, 164, 166,	\@mtc@captionIILoaded@true . . . . . 174
168, 170, 172, 174, 176, 178, 3828,	\@mtc@captionLoaded@a@false . . . . . 45
3836, 3844, 3876, 3884, 3892, 3985,	\@mtc@captionLoaded@a@true . . . . . 173
4657	\@mtc@captionLoaded@false . . . . . 44
\@ifpackagewith . . . . . 3892, 3985	\@mtc@captionLoaded@true . . . . . 172
\@ifundefined . . 17, 2522, 3014, 3090, 3368,	\@mtc@ccaptionLoaded@a@false . . . . . 49
3412, 3506, 3522, 4006, 4025, 4044,	\@mtc@ccaptionLoaded@a@true . . . . . 177
4717, 4720, 4723, 4782	\@mtc@ccaptionLoaded@false . . . . . 48
\@input . . . . . 1059, 1127, 1188, 3456, 3474	\@mtc@ccaptionLoaded@true . . . . . 176
\@inputcheck . . . 235, 369, 1043, 1055, 1075,	\@mtc@chapter@def@false . . . . . 79, 80
1112, 1123, 1140, 1173, 1184, 1201,	\@mtc@chapter@def@true . . . . . 80
1754, 1755, 1766, 1785, 1817, 1818,	\@mtc@chapter@undef@false . . . . . 86
1829, 1847, 1879, 1880, 1891, 1909,	\@mtc@chapter@undef@true . . . . . 85, 86
2368, 2369, 2380, 2396, 2429, 2430,	\@mtc@checkfilesfalse . . . . . 3515
2441, 2457, 2490, 2491, 2502, 2518	\@mtc@checkfilestrue . . . . . 237, 3514
\@longextensions@false . . . 342, 347, 3519	\@mtc@empty@minilof@false . . . . . 72
\@longextensions@true . . . . . 344, 5030	\@mtc@empty@minilof@true . . . . . 694
\@m@mchapter . . . . . 5146	\@mtc@empty@minilot@false . . . . . 73
\@makechapterhead . . 1345, 5173, 5178, 5180	\@mtc@empty@minilot@true . . . . . 762
\@makephead@c . . . . . 1327	\@mtc@empty@minitoc@false . . . . . 71
\@makephead@l . . . . . 1299	\@mtc@empty@minitoc@true . . . . . 624
\@makephead@r . . . . . 1313	\@mtc@empty@partlof@false . . . . . 69
\@makeschapterhead . . . . . 1355	\@mtc@empty@partlof@true . . . 1444, 1519
\@minilof@used@false . . . . . 96	\@mtc@empty@partlot@false . . . . . 70
\@minilof@used@true . . . . . 684	\@mtc@empty@parttoc@false . . . . . 68
\@minilot@used@false . . . . . 97	\@mtc@empty@parttoc@true . . . . . 1371
\@minilot@used@true . . . . . 752	\@mtc@empty@sectlof@false . . . . . 75
\@minitoc@used@false . . . . . 95	\@mtc@empty@sectlof@true . . . . . 2043
\@minitoc@used@true . . . . . 614	\@mtc@empty@sectlot@false . . . . . 76
\@mkboth . . . . . 530, 1374, 1447, 1522	\@mtc@empty@sectlot@true . . . . . 2110
\@mtc@FEfalse . . . . . 246, 259	\@mtc@empty@secttoc@false . . . . . 74
\@mtc@FEtrue . . . . . 236, 250, 257	\@mtc@empty@secttoc@true . . . . . 1977
\@mtc@Himlof@false . . . . . 3302, 3333	\@mtc@fncychapLoaded@a@false . . . . . 55
\@mtc@Himlof@true . . . . . 3309, 3327	\@mtc@fncychapLoaded@a@true . . . . . 159
\@mtc@Himlot@false . . . . 3335, 3350, 3366	\@mtc@fncychapLoaded@false . . . . . 54
\@mtc@Himlot@true . . . . . 3342, 3360	\@mtc@fncychapLoaded@true . . . . . 158
\@mtc@Himtoc@false . . . . 3287, 3300, 3317	\@mtc@hangcaptionLoaded@a@false . . . . 57
\@mtc@Himtoc@true . . . . . 3294	\@mtc@hangcaptionLoaded@a@true . . . . 161
\@mtc@LIfalse . . . . . 240, 244, 246	\@mtc@hangcaptionLoaded@false . . . . 56
\@mtc@LItrue . . . . . 235, 250	\@mtc@hangcaptionLoaded@true . . . . 160
\@mtc@abstract@loaded@false . . . . 3819	\@mtc@hints@false . . . . . 3818
\@mtc@abstract@loaded@true . . . . 3986	\@mtc@hints@given@false . . . . . 37
\@mtc@alnumsecLoaded@a@false . . . . 65	\@mtc@hints@given@true . . . . . 910, 929,
\@mtc@alnumsecLoaded@a@true . . . . 169	948, 1614, 1633, 1652, 2241, 2260,
\@mtc@alnumsecLoaded@false . . . . 64	2279, 2542, 3829, 3837, 3845, 3853,
\@mtc@alnumsecLoaded@true . . . . 168	3861, 3869, 3877, 3885, 3895, 3912,
\@mtc@captcontLoaded@a@false . . . . 67	3927, 3943, 3953, 3962, 3970, 3977,
\@mtc@captcontLoaded@a@true . . . . 171	3988, 4000, 4013, 4032, 4052, 4104,
\@mtc@captcontLoaded@false . . . . 66	4114, 4123, 4132, 4143, 4152, 4161,
\@mtc@captcontLoaded@true . . . . 170	4172, 4181, 4200, 4209, 4218, 4229,
	4238, 4247, 4258, 4267, 4289, 4300,



- 4311, 4324, 4335, 4346, 4359, 4370,  
4381, 4390, 4399, 4408, 4424, 4433,  
4442, 4451, 4460, 4469, 4478, 4487,  
4496, 4505, 4514, 4523, 4532, 4540,  
4547, 4554, 4561, 4568, 4575, 4582,  
4589, 4596, 4603, 4610, 4617  
\@mtc@hints@true ..... 35, 3817  
\@mtc@hints@w@false . 36, 4006, 4025, 4044  
\@mtc@hints@w@true 4008, 4010, 4012, 4027,  
4029, 4031, 4047, 4049, 4051, 4104  
\@mtc@hyper@used@false ..... 138  
\@mtc@hyper@used@true ..... 141  
\@mtc@insellang@false ..... 3456, 3499  
\@mtc@listfiles@false ..... 3542  
\@mtc@listfiles@true ..... 3540, 3541  
\@mtc@lof@used@false ..... 3821, 4066  
\@mtc@lof@used@true ..... 4073, 4082  
\@mtc@lot@used@false ..... 3822, 4067  
\@mtc@lot@used@true ..... 4076, 4085  
\@mtc@mcaptionLoaded@a@false ..... 51  
\@mtc@mcaptionLoaded@a@true ..... 179  
\@mtc@mcaptionLoaded@false ..... 50  
\@mtc@mcaptionLoaded@true ..... 178  
\@mtc@memoirLoaded@false ..... 40, 186  
\@mtc@memoirLoaded@true ..... 181  
\@mtc@memoirnew@false ..... 41, 189  
\@mtc@memoirnew@true ..... 191  
\@mtc@misslangfalse ..... 3548  
\@mtc@misslangtrue 3552, 3566, 3577, 3593  
\@mtc@notoccite@false ..... 132  
\@mtc@notoccite@true ..... 3518  
\@mtc@part@def@false ..... 77, 78  
\@mtc@part@def@true ..... 78  
\@mtc@part@undef@false ..... 84  
\@mtc@part@undef@true ..... 83, 84  
\@mtc@placeinsLoaded@false ... 39, 4661  
\@mtc@placeinsLoaded@true ..... 4661  
\@mtc@quotchapLoaded@a@false ..... 59  
\@mtc@quotchapLoaded@a@true ..... 163  
\@mtc@quotchapLoaded@false ..... 58  
\@mtc@quotchapLoaded@true ..... 162  
\@mtc@romannumLoaded@a@false ..... 61  
\@mtc@romannumLoaded@a@true ..... 165  
\@mtc@romannumLoaded@false ..... 60  
\@mtc@romannumLoaded@true ..... 164  
\@mtc@sect@floats@false ..... 38  
\@mtc@sect@floats@true ..... 4089–4092  
\@mtc@section@def@false ..... 81, 82  
\@mtc@section@def@true ..... 82  
\@mtc@section@undef@false ..... 88  
\@mtc@section@undef@true ..... 87, 88  
\@mtc@sectstyLoaded@a@false ..... 43  
\@mtc@sectstyLoaded@a@true ..... 155  
\@mtc@sectstyLoaded@false ..... 42  
\@mtc@sectstyLoaded@true ..... 154  
\@mtc@setdepth@false ..... 3248  
\@mtc@setdepth@true ..... 3243, 3246  
\@mtc@setfeature@false ..... 3189, 3206  
\@mtc@setfeature@true ..... 3183, 3187  
\@mtc@setfont@false ..... 2661,  
2679, 2718–2721, 2724, 2725, 2728,  
2729, 2732–2737, 2740–2743, 2746–  
2749, 2752–2758, 2761–2765, 2768–  
2772  
\@mtc@setfont@true ..... 2656, 2659, 2716  
\@mtc@setformat@false ..... 2962, 2979  
\@mtc@setformat@true ..... 2956, 2960  
\@mtc@setpagenumbers@false . 3012, 3037,  
3059  
\@mtc@setpagenumbers@true ..... 3034  
\@mtc@setrules@false .... 3088, 3113, 3135  
\@mtc@setrules@true ..... 3110  
\@mtc@settitle@false ..... 2838  
\@mtc@settitle@true ..... 2833, 2836  
\@mtc@settitlefont@false ..... 2797  
\@mtc@settitlefont@true ..... 2792, 2795  
\@mtc@sheadersLoaded@a@false ..... 63  
\@mtc@sheadersLoaded@a@true ..... 167  
\@mtc@sheadersLoaded@false ..... 62  
\@mtc@sheadersLoaded@true ..... 166  
\@mtc@spn@ok@false ..... 3056  
\@mtc@spn@ok@true ..... 3054  
\@mtc@sru@ok@false ..... 3132  
\@mtc@sru@ok@true ..... 3130  
\@mtc@ss@insection@false ..... 3522  
\@mtc@ss@insection@true ..... 3537  
\@mtc@toc@used@false ..... 3820, 4065  
\@mtc@toc@used@true ..... 4070, 4079  
\@mtc@varsectsLoaded@a@false ..... 53  
\@mtc@varsectsLoaded@a@true ..... 157  
\@mtc@varsectsLoaded@false ..... 52  
\@mtc@varsectsLoaded@true ..... 156  
\@mtcfixglossary@false ..... 3390, 3392  
\@mtcfixglossary@true ... 3394, 3396, 3398  
\@mtcfixindex@false ..... 3434, 3436  
\@mtcfixindex@true ..... 3438, 3440, 3442  
\@mtcpatchmemoir@false ..... 180  
\@mtcpatchmemoir@true ..... 201  
\@namedef ... 2591, 2600, 2609, 2645, 2874  
\@nameuse ..... 2591, 2658,  
2677, 2794, 2835, 2976, 2978, 3052,  
3071, 3109, 3146, 3203, 3205, 3245  
\@nobreakfalse ... 523, 671, 744, 812, 1425,  
1499, 1574, 2025, 2092, 2160  
\@part ..... 1, 272, 1586, 4006, 4717  
\@partlof@used@false ..... 90  
\@partlof@used@true ..... 1434  
\@partlot@used@false ..... 91

- \@partlot@used@true ..... 1509
- \@parttoc@used@false ..... 89
- \@parttoc@used@true ..... 1361
- \@plus ..... 838, 851
- \@pnumwidth ... 861, 2883, 2912, 2917, 2922,  
2927, 2932, 2937, 2942, 2947, 2952
- \@resetfont ..... 1204, 1224
- \@schapter ..... 1, 825, 4025, 4720
- \@secondoftwo ..... 213
- \@sect . 1, 305, 2172, 2179, 2218, 4044, 4723
- \@sectlof@used@false ..... 102
- \@sectlof@used@true ..... 2033
- \@sectlot@used@false ..... 103
- \@sectlot@used@true ..... 2100
- \@secttoc@used@false ..... 101
- \@secttoc@used@true ..... 1967
- \@spart ..... 1, 272, 1586, 4006, 4717
- \@sssect ..... 1, 305, 4044, 4723
- \@svsec ..... 2189
- \@svsechd ..... 2189
- \@tempdima ..... 388, 843, 844, 856, 857
- \@tempskipa ..... 2189
- \@tocfile ..... 615, 620, 623, 668,  
685, 690, 693, 741, 753, 758, 761, 809,  
1360, 1367, 1413, 1433, 1440, 1490,  
1507, 1515, 1565, 1966, 1973, 2015,  
2032, 2039, 2085, 2099, 2106, 2152
- \@tocrmarg ..... 384, 839, 852,  
2892, 2913, 2918, 2923, 2928, 2933,  
2938, 2943, 2948, 2953
- \@topnewpage ..... 1299, 1313, 1327, 5178
- \@undottedtocline 380, 662, 735, 803, 1413,  
1490, 1565, 2015, 2085, 2152
- \@width ..... 570
- \@xsect ..... 2189
- \\ . 601, 660, 672, 730, 745, 798, 813, 1348
- \\@mainaux ..... 117
- \~ ..... 7653, 7657, 7661
- \\_ . . 5523, 5524, 5526, 5527, 5532, 5533, 5535,  
5536, 5541, 5542, 5544, 5545, 5936,  
5937, 5940, 5941, 5944, 5945, 6385,  
6387, 6389, 6392, 6394, 6396, 6399,  
6401, 6403, 6412, 6415, 6418, 6422,  
6425, 6428, 6432, 6435, 6438, 7603,  
7605, 7609, 7611, 7615, 7617
- A**
- \a@tok ..... 5274
- abstract ..... 50, 67
- abstract (environment) ..... 1, 174
- acadian.mld ..... 434
- acadien.mld ..... 435
- \accent ..... 5684
- \addappheadtotoc ..... 784
- \addcoffeeline ..... 3502, 5086
- \addcontentsline ..... 1,  
28, 282, 309–312, 320–323, 371, 426,  
427, 532, 719, 720, 820, 849, 1109,  
1208, 1211, 1214, 1217, 1220, 1588–  
1590, 1895, 2172, 2179, 2189, 2337,  
2340, 3390, 3434, 5053, 5105, 5187,  
5190, 5194, 5197
- \addst@rred ..... 532, 551, 830
- \addstarredchapter ... 1, 830, 1205, 5105
- \addstarredpart ..... 1, 830, 5105
- \addstarredsection . 1, 551, 830, 934, 5105
- \addtocontents ... 1, 825, 1305, 1586, 2218,  
3288, 3302, 3335, 3502
- \addtocounter ... 269, 564–566, 1059, 1093,  
1127, 1188, 1251–1253, 1783, 1845,  
1907, 1927–1929, 2394, 2455, 2516
- \addtolength ..... 1326, 1329, 1866
- addtotoc ..... 50, 67
- \addvspace ..... 13, 14
- \adjustmtc 1, 319, 423, 555, 777, 2349, 4863
- \adjustptc ... 1, 29, 282, 1239, 1576, 4863
- \adjuststc ..... 1, 308, 716, 1920, 4863
- afrikaan.mld ..... 435
- afrikaans.mld ..... 435
- \afterminilof ..... 491, 745, 5012
- \afterminilot ..... 491, 813, 5012
- \afterminitoc ..... 491, 672, 5012
- \afterpartlof ..... 484, 1501, 5003
- \afterpartlot ..... 484, 1576, 5003
- \afterparttoc ..... 484, 1427, 5003
- \aftersectlof ..... 494, 2094, 5021
- \aftersectlot ..... 494, 2162, 5021
- \aftersecttoc ..... 494, 2027, 5021
- albanian.mld ..... 436
- \alef ..... 5293–5295, 5297–5299, 5301–  
5303, 5935–5937, 5939–5941, 5943–  
5945, 6388, 6390, 6395, 6397, 6402,  
6404
- \alefhamza ..... 5294, 5298, 5302
- \alloc@ ..... 326
- alnumsec ..... 50, 72, 252, 401
- \Alph ..... 1430, 1431
- alphanum ..... 49, 71
- american.mld ..... 436
- amsart ..... 49
- amsart.cls ..... 63
- amsbook ..... 49
- amsbook.cls ..... 63
- amsproc ..... 49
- amsproc.cls ..... 63
- appendices (environment) ..... 1

- appendix ..... **49, 60**  
 \appendix . . . 1, 27, 431, 723, 1012, 1274, 2252  
 \appendixmtc ..... 4902  
 arab.mld ..... **436, 438**  
 arab2.mld ..... **437**  
 arabi.mld ..... **437**  
 \arabic . . . 977, 1086, 1147, 2339, 3288, 3302,  
           3335  
 arabic.mld ..... **438**  
 armenian.mld ..... **438**  
 article ..... **257**  
 \AtBeginDocument ..... 111, 137, 154,  
           156, 158, 160, 162, 164, 166, 168,  
           170, 172, 174, 176, 178, 524, 1233,  
           1912, 2882, 3302, 3335, 3506, 3819,  
           4006, 4713, 4735, 5036  
 \AtEndDocument 117, 3620, 3819, 4088, 4712,  
           4713, 5037  
 australian.mld ..... **439**  
 austrian.mld ..... **439**  
 \author ..... 1875  
 \ayin ..... 6386, 6393, 6400
- B**
- bahasa.mld ..... **439**  
 bahasai.mld ..... **439, 440, 477**  
 bahasam.mld ..... **440, 489, 491**  
 bangla.mld ..... **441**  
 bangtex ..... **441**  
 \baselinestretch ..... 1421  
 basque.mld ..... **441**  
 \bcg . . . . . 5412–5414, 5416–5418, 5420–5422  
 \beforeminilof ..... 478, 698, 5012  
 \beforeminilot ..... 478, 766, 5012  
 \beforeminitoc ..... 478, 628, 5012  
 \beforepartlof ..... 471, 1446, 5003  
 \beforepartlot ..... 471, 1521, 5003  
 \beforeparttoc ..... 471, 1373, 5003  
 \beforesectlof ..... 481, 2045, 5021  
 \beforesectlot ..... 481, 2112, 5021  
 \beforesecttoc ..... 481, 1979, 5021  
 \bet ..... 6390, 6397, 6404  
 \bfseries ..... 579, 588, 1264,  
           1273, 1277, 1287, 1350, 1352, 1376,  
           1379, 1401, 1406, 1410, 1413, 1628,  
           1631, 1674, 1677, 1871, 1934, 1942,  
           2171–2175, 2177–2180  
 \bibitem ..... 2137, 2145, 2346  
 \bibliography ..... 1, 422, 715  
 \bibliographystyle ..... 421, 714  
 bicig.mld ..... **442, 515**  
 bicig2.mld ..... **442, 515**  
 bicig3.mld ..... **443**  
 \bigskipamount ..... 1, 11, 4770
- bithe.mld ..... **444, 491**  
 book ..... **257, 258**  
 brazil.mld ..... **444, 445**  
 brazilian.mld ..... **445**  
 breton.mld ..... **445**  
 british.mld ..... **446**  
 bulgarian.mld ..... **446**  
 bulgarianb.mld ..... **447**  
 buryat.mld ..... **447**  
 buryat2.mld ..... **448**
- C**
- \c@lofdepth 524, 730, 1233, 1487, 1488, 1912,  
           2082, 2083  
 \c@lotdepth 524, 798, 1233, 1562, 1563, 1912,  
           2149, 2150  
 \c@minilofdepth ..... 730  
 \c@minilotdepth ..... 798  
 \c@minitocdepth ..... 660, 4770  
 \c@mtc . . . . . 532, 4685, 4689, 4702, 4706, 4777  
 \c@mti . . . . . 590, 628, 698, 766, 910, 929, 948  
 \c@page ..... 1849  
 \c@partlofdepth ..... 1487  
 \c@partlotdepth ..... 1562  
 \c@parttocdepth ..... 1411, 4770  
 \c@ptc . . . . . 532, 4679, 4683, 4697, 4701, 4777  
 \c@pti . . . 1289, 1327, 1380, 1453, 1528, 1614,  
           1633, 1652  
 \c@secnumdepth 1349, 2189, 2202, 2211, 5166,  
           5184  
 \c@sectlofdepth ..... 2079  
 \c@sectlotdepth ..... 2146  
 \c@secttocdepth ..... 2013, 4770  
 \c@stc . . . . . 532, 4690, 4694, 4707, 4711, 4777  
 \c@sti . . . 1943, 1981, 2048, 2115, 2241, 2260,  
           2279  
 \c@tocdepth . . 382, 660, 837, 850, 1411, 2013,  
           2079, 2146  
 canadian.mld ..... **448**  
 canadien.mld ..... **449**  
 captcont ..... **50, 73, 252, 401**  
 caption ..... **50, 69, 252, 401**  
 \caption . . . 65, 68, 71, 74, 83, 86, 89, 92, 101,  
           104, 107, 110, 127, 130, 133, 136, 143,  
           146, 151, 154, 161, 164, 167, 170, 340,  
           343, 361, 364, 405, 408, 414, 417, 442,  
           445, 451, 454, 466, 469, 475, 478, 549,  
           552, 570, 573, 609, 612, 618, 621, 636,  
           639, 658, 661, 698, 701, 707, 710, 730,  
           733, 739, 742, 752, 755, 761, 764, 915,  
           928, 970, 996, 1027, 1181, 1187, 1200,  
           1241, 1265, 1290, 1713, 1717, 1722,  
           1726, 1733, 1738, 1742, 1759, 1763,

- 1768, 1772, 1779, 1784, 1788, 1812,  
1820, 1831, 1839, 2202, 2247, 2466
- caption2 ..... **50, 69, 252, 402**
- castillian.mld ..... **449**
- castillian.mld ..... **449**
- catalan.mld ..... **449**
- catalog ..... **224**
- ccaption ..... **50, 69, 253, 402**
- \centering 1335, 1810, 1818, 1829, 1837, 2190,  
2240, 2409, 2430
- \cftpagenumbersoff 207, 401–405, 412–415,  
424–429, 431, 433, 435, 437, 439, 441,  
1330, 1331
- \cftpagenumberon .... 395–399, 407–410,  
417–422, 430, 432, 434, 436, 438, 440
- \cftsecfont ..... 208, 2053, 2062
- \cftsecindent ..... 1323, 1325
- \cftsecnumwidth ..... 1324, 1326
- \cftsetrmarg ..... 1867
- \cftsubsecfont .... 2054–2056, 2063–2065
- \cftsubsecindent .. 1325, 1326, 1328, 1866
- \cftsubsecnumwidth ..... 1327, 1329
- \cftsubsubsecindent ..... 1328, 1329
- \ch@pt@c ..... 5147, 5151, 5153, 5159, 5161
- \chapbegin ..... 895
- chapter ..... **246, 247**
- \chapter ..... 1, 13, 20, 35,  
42, 61, 76, 94, 123, 138, 157, 174, 185,  
190, 195, 196, 210, 213, 231, 238, 248,  
257, 289, 291, 292, 295, 296, 301, 302,  
316, 317, 331, 366, 381, 395, 432, 456,  
471, 484, 540, 551, 612, 682, 750,  
778, 785, 792, 830, 977, 1004, 1053,  
1099, 1168, 1204, 1226, 1246, 1278,  
1293, 1439, 1514, 1542, 1582, 1586,  
1592, 1594, 1598, 1605, 1609, 1636,  
1682, 1709, 1755, 1775, 1804, 1823,  
1883, 1960, 2029, 2039, 2073, 2092,  
2184, 2233, 2253, 2266, 2271, 2276,  
2282, 2291, 2313, 2315, 2319, 2323,  
2327, 2331, 2333, 2423, 3371, 3396,  
3415, 3440, 4006, 4025, 4720, 5030
- \chapter@mtcck 2706, 2733, 2741, 2747, 2753,  
2762, 2769
- \chapterbegin . 825, 1059, 1127, 1188, 4876
- \chapterend .. 825, 1059, 1127, 1188, 4876
- \chapterfont ..... 1871
- \chaptermark ..... 5171
- \chapternumberline ..... 5188, 5191
- \chardef ..... 326
- checkfiles ..... **28, 31, 57**
- chinese1.mld ..... **450**
- chinese1.mlo ..... **450**
- chinese2.mld ..... **450**
- chinese2.mlo ..... **450**
- \cite ..... 1, 347, 556, 643, 2126, 2127
- CJK ..... **219**
- \cleardoublepage .... 475, 488, 1833, 1847
- \closeout ..... 265,  
268, 340, 967–969, 981, 1012, 1059,  
1090, 1127, 1151, 1188, 1671–1673,  
1691, 1705, 1780, 1804, 1842, 1866,  
1904, 2298–2300, 2320, 2339, 2391,  
2417, 2452, 2478, 2513, 4671, 4674
- \coffee ..... 1009, 1709, 2323
- \coffefont .... 589, 836, 849, 1224, 4946
- \coffeeline ..... 3502, 5086
- \colorbox ..... 1390
- \columnbreak ..... 1378, 1395
- \columnrule ..... 2129
- \columnsep ..... 1386
- \columnseprule ..... 1385
- \columnwidth . 555, 628, 678, 698, 766, 1257,  
1397, 1465, 1544, 1920, 1996, 2062,  
2132, 2136, 2564
- \contentsline ..... 1, 282, 308, 319, 895,  
1059, 1127, 1188, 1204, 1772, 1835,  
1897, 2384, 2445, 2506
- \copy ..... 331, 335
- \count@ ..... 4770
- croatian.mld ..... **451**
- \cyr . 5521, 5523, 5526, 5530, 5532, 5535, 5539,  
5541, 5544, 5553, 5555, 5557, 5560,  
5562, 5564, 5567, 5569, 5571, 7234,  
7237, 7240, 7243, 7247, 7249, 7252,  
7256, 7258, 7261, 7390, 7392, 7396,  
7398, 7399, 7402, 7404, 7601, 7602,  
7604, 7607, 7608, 7610, 7613, 7614,  
7616
- \CYRa 7237, 7241, 7244, 7247, 7250, 7253, 7256,  
7259, 7262
- \cyra 5521, 5524, 5527, 5530, 5533, 5536, 5539,  
5542, 5545, 5553, 5557, 5560, 5564,  
5567, 5571, 7234, 7390, 7393, 7396,  
7399, 7402, 7405, 7603, 7605, 7609,  
7611, 7615, 7617
- \CYRb ..... 7244, 7253, 7262
- \cyrb 5527, 5536, 5545, 5557, 5564, 5571, 7393,  
7399, 7405, 7605, 7611, 7617
- \CYRc .... 7241, 7244, 7250, 7253, 7259, 7262
- \cyrc 5527, 5536, 5545, 5557, 5564, 5571, 7393,  
7399, 7405, 7603, 7605, 7609, 7611,  
7615, 7617
- \cyrd 5521, 5530, 5539, 5553, 5560, 5567, 7234,  
7390, 7396, 7402
- \CYRe ..... 7237, 7247, 7256
- \cyre 5521, 5524, 5527, 5530, 5533, 5536, 5539,  
5542, 5545, 5553, 5560, 5567, 7234,

- 7392, 7393, 7398, 7399, 7404, 7405,  
7602, 7604, 7608, 7610, 7614, 7616
- \CYRF ..... 5555, 5562, 5569
- \cyrf ..... 5524, 5533, 5542
- \CYRg ..... 7237, 7247, 7256
- \cyr g .... 5524, 5533, 5542, 5555, 5562, 5569
- \cyrhrdsn 5521, 5523, 5526, 5530, 5532, 5535,  
5539, 5541, 5544, 5553, 5560, 5567
- \CYRi 7237, 7240, 7241, 7243, 7244, 7247, 7249,  
7250, 7252, 7253, 7256, 7258, 7259,  
7261, 7262
- \cyr i 5521, 5523, 5524, 5526, 5527, 5530, 5532,  
5533, 5535, 5536, 5539, 5541, 5542,  
5544, 5545, 5553, 5555, 5557, 5560,  
5562, 5564, 5567, 5569, 5571, 7234,  
7392, 7393, 7398, 7399, 7404, 7405,  
7605, 7611, 7617
- \cyr ii ... 7601–7604, 7607–7610, 7613–7616
- \CYRishrt ..... 7241, 7250, 7259
- \cyrishrt ..... 7603, 7609, 7615
- \cyrje ..... 7390, 7396, 7402
- \CYRk .... 7240, 7243, 7249, 7252, 7258, 7261
- \cyrk 5523, 5526, 5532, 5535, 5541, 5544, 7392,  
7398, 7404, 7602, 7604, 7608, 7610,  
7614, 7616
- \CYRl 7237, 7241, 7244, 7247, 7250, 7253, 7256,  
7259, 7262
- \cyr l ... 5527, 5536, 5545, 5557, 5564, 5571,  
7392, 7393, 7398, 7399, 7404, 7405,  
7602–7605, 7608–7611, 7614–7617
- \cyr m ..... 7601, 7607, 7613
- \CYRn ..... 7237, 7247, 7256
- \cyr n 5521, 5524, 5527, 5530, 5533, 5536, 5539,  
5542, 5545, 5553, 5560, 5567, 7234
- \CYRO ..... 7237, 7247, 7256
- \CYRo .... 7240, 7243, 7249, 7252, 7258, 7261
- \cyr o ..... 7234
- \CYRp .... 7602, 7604, 7608, 7610, 7614, 7616
- \CYRr .... 7240, 7243, 7249, 7252, 7258, 7261
- \cyrp .... 5523, 5526, 5532, 5535, 5541, 5544
- \CYRr ..... 7241, 7250, 7259
- \cyr r ..... 5521, 5524, 5530, 5533,  
5539, 5542, 5553, 5555, 5560, 5562,  
5567, 5569, 7234, 7390, 7396, 7402,  
7602–7604, 7608–7610, 7614–7616
- \CYRS 5521, 5523, 5526, 5530, 5532, 5535, 5539,  
5541, 5544, 5553, 5560, 5567, 7234,  
7240, 7243, 7249, 7252, 7258, 7261,  
7390, 7392, 7396, 7398, 7402, 7404
- \CYRs 7240, 7241, 7243, 7249, 7250, 7252, 7258,  
7259, 7261
- \cyr s 5523, 5526, 5532, 5535, 5541, 5544, 7601,  
7603, 7607, 7609, 7613, 7615
- \cyr sftsn ..... 7605, 7611, 7617
- \CYRT .... 5557, 5564, 5571, 7393, 7399, 7405
- \CYRt .... 7241, 7244, 7250, 7253, 7259, 7262
- \cyr t 5524, 5527, 5533, 5536, 5542, 5545, 7601,  
7603, 7605, 7607, 7609, 7611, 7613,  
7615, 7617
- \cyr u .... 5524, 5533, 5542, 5555, 5562, 5569
- \CYRv ..... 7237, 7247, 7256
- \CYRyu ..... 7241, 7250, 7259
- \cyr yu ..... 7603, 7609, 7615
- \CYRZ ..... 7601, 7607, 7613
- \cyr zh ... 5521, 5530, 5539, 5553, 5560, 5567,  
7234, 7390, 7396, 7402
- \cz ..... 7136, 7137, 7140, 7141, 7144, 7145
- czech.mld ..... **451**
- D**
- \dal . 5295, 5299, 5303, 5935, 5937, 5939, 5941,  
5943, 5945
- danish.mld ..... **452**
- \DeclareOption ..... 3510, 3514, 3516,  
3518, 3519, 3522, 3540, 3548, 3590,  
3642, 3817
- \decrementmtc ..... 1, 555, 2281, 4863
- \decrementptc ..... 1, 1239, 4863
- \decrementstc ..... 1, 1920, 4863
- devanagari.mld ..... **452, 476**
- \df@mtic ..... 628, 698, 766
- \df@mtilf ..... 590, 595, 705, 929
- \df@mtilt ..... 590, 595, 773, 948
- \df@mtitc ..... 590, 595, 635, 910
- \df@pti ..... 1380, 1453, 1528
- \df@ptilf ..... 1342, 1459, 1633
- \df@ptilt ..... 1342, 1534, 1652
- \df@ptitc ..... 1342, 1386, 1614
- \df@sti ..... 1981, 2048, 2115
- \df@stilf ..... 1948, 2054, 2260
- \df@stilt ..... 1948, 2121, 2279
- \df@stitc ..... 1948, 1988, 2241
- \dimen@ ..... 4770
- \divide ..... 2395
- \dn ..... 5725–5727, 5729–5731, 5733–5735,  
6456–6458, 6460–6462, 6464–6466
- \do@mtilf .. 590, 595, 700–705, 707, 717, 721
- \do@mtilt .. 590, 595, 768–773, 775, 785, 789
- \do@mtitc ..... 590, 595, 628, 698, 766
- \do@ptilf ..... 1342, 1453, 1465
- \do@ptilt ..... 1342, 1528, 1544
- \do@ptitc ..... 1342, 1380, 1397
- \do@stilf ..... 1948, 2048, 2062
- \do@stilt ..... 1948, 2115, 2129
- \do@stitc ..... 1948, 1981, 1996
- \documentclass 2, 53, 115, 175, 199, 220, 273,  
306, 307, 516, 770, 804, 1056, 1057,  
1312, 1509, 1559, 1616, 1654, 1700,

- 1748, 1794, 1844, 2017, 2051, 2084,  
2156, 2215, 2262, 2303, 2353, 2387
- \dominilof . . . . . 1, 57, 119, 323, 682,  
895, 900, 933, 1085, 1799, 2181, 2420,  
2522, 4151, 4235, 4739, 4889
- \dominilof@ . . . . . 904, 929
- \dominilot . . . . . 1, 58, 120, 324,  
750, 895, 905, 952, 1086, 1752, 2522,  
4160, 4244, 4739, 4889
- \dominilot@ . . . . . 909, 948
- \dominitoc . . . . . 1, 10, 205, 229, 322, 612,  
775, 895, 914, 1084, 1437, 1512, 1572,  
1622, 1668, 1798, 1880, 2026, 2070,  
2090, 2225, 2265, 2308, 2522, 4142,  
4226, 4739, 4889
- \dominitoc@ . . . . . 895, 899, 910
- \dopartlof . . . . . 1, 529, 827, 1088, 1599, 1611,  
1637, 2522, 4122, 4206, 4736, 4883
- \dopartlof@ . . . . . 1612, 1633
- \dopartlot . . . . . 1, 529, 828, 1089, 1599, 1611,  
1656, 2522, 4131, 4215, 4736, 4883
- \dopartlot@ . . . . . 1613, 1652
- \doparttoc 1, 9, 181, 287, 529, 826, 1087, 1571,  
1599, 1611, 1618, 1621, 1667, 2522,  
4113, 4197, 4736, 4883
- \doparttoc@ . . . . . 1611, 1614
- \dosectlof 1, 38, 530, 824, 2230, 2238, 2264,  
2522, 4097, 4180, 4264, 4742, 4895
- \dosectlof@ . . . . . 2239, 2260
- \dosectlot . . . . . 1,  
38, 530, 825, 1706, 2234, 2238, 2283,  
2522, 4099, 4189, 4273, 4742, 4895
- \dosectlot@ . . . . . 2240, 2279
- \dosecttoc . . . . . 1, 530, 823, 2226, 2238, 2245,  
2364, 2522, 4171, 4255, 4742, 4895
- \dosecttoc@ . . . . . 2238, 2241
- \dotfil . . . . . 315, 317, 522, 524
- \dotfill . . . . . 316, 523
- dutch.mld . . . . . **453**
- E**
- \e@mti . . . . . 590, 628, 698, 766, 910, 929, 948
- \e@pti . . . . . 1289, 1296, 1380, 1453, 1528, 1614,  
1633, 1652
- \e@sti . . . . . 1943, 1981, 2048, 2115, 2241, 2260,  
2279
- \em . . . . . 2141, 2148
- emk . . . . . **225**
- \emph . . . . . 1922, 1924, 1992, 2003
- \empty . . . . . 472–  
474, 478–483, 485–487, 491–496, 498–  
500, 504–509, 2053, 2054, 2062, 2063,  
3543, 4913, 4948, 4951, 4952, 5003–  
5029, 5060, 5071, 5082, 5092, 5094,  
5096–5102
- en-mtc.bst . . . . . **224**
- \endlist . . . . . 611, 1358, 1964
- \endmtc@verse . . . . . 611
- \endmtchideinmainlof . . . . . 147
- \endmtchideinmainlot . . . . . 155, 1734, 1780
- \endptc@verse . . . . . 1348
- \endstc@verse . . . . . 1964
- english.mld . . . . . **436, 439, 446, 448, 454, 492, 515,**  
**517**
- english1.mld . . . . . **454**
- english2.mld . . . . . **455**
- \enlargethispage . . . . . 1
- abstract . . . . . 1, 174
- appendices . . . . . 1
- filecontents . . . . . 5202
- mtc@verse . . . . . 601, 654, 672, 724, 745, 792, 813,  
2916, 2931, 2946
- mtchideinmainlof . . . . . 1, 3302, 5091
- mtchideinmainlot . . . . . 1, 3335, 5091
- mtchideinmaintoc . . . . . 1, 3288, 5091
- ptc@verse . . . . . 1348, 1411, 1413, 1484, 1490,  
1559, 1565, 2911, 2926, 2941
- samepage . . . . . 628, 672, 698, 745, 766, 813, 1380,  
1427, 1453, 1501, 1528, 1576, 1981,  
2027, 2048, 2094, 2115, 2162
- stc@verse . . . . . 1954, 2013, 2015, 2079, 2085,  
2146, 2152, 2921, 2936, 2951
- tabular . . . . . 628, 698, 766, 1397, 1465, 1544,  
1996, 2062, 2129
- esperant.mld . . . . . **455, 456**
- esperanto.mld . . . . . **456**
- estonian.mld . . . . . **456**
- \eth@doaltchar . . . . . 5864, 5865, 5867, 5868, 5872,  
5873, 5875, 5876, 5880, 5881, 5883,  
5884
- ethiopia.mld . . . . . **457**
- ethiopian2.mld . . . . . **458**
- ethopia.mld . . . . . **457**
- ethopian.mld . . . . . **457**
- \ExecuteOptions . . . . . 4631
- \ext@subfigure . . . . . 2160
- F**
- F . . . . . **275**
- \f@rhdr . . . . . 5155, 5161, 5163, 5171, 5199
- \f@rtoc . . . . . 5154, 5159, 5188, 5191, 5194, 5197,  
5199
- \fa . . . . . 5293, 5297, 5301, 5935, 5939, 5943
- \fake@starttoc . . . . . 510
- \fakelistoffigures . . . . . 510, 830, 1091, 1801,  
4077, 4299, 4334, 4369, 4863

`\fakelistoftables` . . . 510, 831, 1092, 4077,  
 4310, 4345, 4380, 4863  
`\faketableofcontents` . . . . . 182,  
 288, 510, 829, 1090, 1438, 2365, 4077,  
 4288, 4323, 4358, 4863  
`farsi1.mld` . . . . . **458**  
`farsi1.mlo` . . . . . **458**  
`farsi2.mld` . . . . . **459**  
`farsi2.mlo` . . . . . **459**  
`farsi3.mld` . . . . . **459**  
`\fbox` . . . . . 2191, 2196, 2199, 2201, 2404  
`\fboxrule` . . . . . 2402  
`\fboxsep` . . . . . 2402  
`\figbox` . . . 2403, 2433, 2438, 2443, 2448, 2453,  
 2458, 2463  
`\figure` . . . . . 1102, 1807, 2420  
`\figure@mtcck` . . 2712, 2718, 2728, 2734, 2748,  
 2755, 2771  
`filecontents (environment)` . . . . . 5202  
`\finalmem` 6386, 6388, 6393, 6395, 6400, 6402  
`\finalnun` . . . . . 6385, 6392, 6399  
`finnish.mld` . . . . . **460**  
`finnish2.mld` . . . . . **460**  
`\firstchapteris` . . . . . 1, 555, 4609, 4962  
`\firstpartis` . . . . . 1, 1239, 4602, 4962  
`\firstsectionis` . . . . . 1, 1920, 4616, 4962  
`\FloatBarrier` . . . 1, 917, 930, 972, 998, 1011,  
 1029, 1032  
`\flushbottom` . . . . . 817, 1070  
`fmnitoc.bib` . . . . . **224**  
`fmnitoc.dtx` . . . . . **222, 224, 225**  
`fmnitoc.ist` . . . . . **224**  
`fmnitoc.lan` . . . . . **224**  
`fmnitoc.pdf` . . . . . **224**  
`fmk` . . . . . **225**  
`fncychap` . . . . . **50, 72, 250, 399**  
`\footnotesize` . . . . . 2361  
`\FR` . . . . . 5935–5937, 5939–5941, 5943–5945  
`fr-mtc.bst` . . . . . **224**  
`franc.sty` . . . . . **224**  
`francais.mld` . . . . . **461**  
`frbib.sty` . . . . . **224**  
`french.mld` . . . . . **449, 461, 463, 464**  
`french1.mld` . . . . . **462**  
`french2.mld` . . . . . **88, 462**  
`frenchb.mld` . . . . . **463**  
`frenchle.mld` . . . . . **463**  
`frenchpro.mld` . . . . . **464**  
`frnew.sty` . . . . . **224**  
`\frontmatter` . . . . . 204  
`\fup` . . . . . 1865, 1889, 1891, 1958  
`\fussy` . . . . . 903, 1167

## G

`galician.mld` . . . . . **464**  
`gaps` . . . . . **73**  
`german.mld` . . . . . **439, 464**  
`germanb.mld` . . . . . **465**  
`germanb2.mld` . . . . . **465**  
`\gobbleopt@` . . . . . 4882, 4883–4901  
`\goodap` . . . . . 2165  
`greek-mono.mld` . . . . . **466**  
`greek-polydemo.mld` . . . . . **467**  
`greek-polykatha.mld` . . . . . **468**  
`greek.mld` . . . . . **466**  
`guarani.mld` . . . . . **469**

## H

`\ha` . . . . . 5293, 5297, 5301, 5935, 5939, 5943  
`hangcaption` . . . . . **50, 76, 251, 399**  
`hangul-u8.mld` . . . . . **472**  
`hangul-u8.mlo` . . . . . **472**  
`hangul1.mld` . . . . . **470**  
`hangul1.mlo` . . . . . **470**  
`hangul2.mld` . . . . . **470**  
`hangul2.mlo` . . . . . **470**  
`hangul3.mld` . . . . . **471**  
`hangul3.mlo` . . . . . **471**  
`hangul4.mld` . . . . . **472**  
`hanja-u8.mld` . . . . . **474**  
`hanja-u8.mlo` . . . . . **474**  
`hanja1.mld` . . . . . **473**  
`hanja1.mlo` . . . . . **473**  
`hanja2.mld` . . . . . **473**  
`hanja2.mlo` . . . . . **473**  
`\hb@xt@` . . . . . 861  
`\hebalef` . . . 6416, 6419, 6426, 6429, 6436, 6439  
`\hebayin` . . . . . 6413, 6423, 6433  
`\hebbet` . . . . . 6419, 6429, 6439  
`\hebfinalmem` . . 6413, 6416, 6423, 6426, 6433,  
 6436  
`\hebfinalnun` . . . . . 6412, 6422, 6432  
`\hebkafe` . . . . . 6412, 6422, 6432  
`\heblamed` . . . . . 6419, 6429, 6439  
`\hebmem` . . . 6415, 6418, 6425, 6428, 6435, 6438  
`\hebnun` . . . . . 6413, 6423, 6433  
`\hebresh` . . . 6415, 6416, 6418, 6425, 6426, 6428,  
 6435, 6436, 6438  
`hebrew.mld` . . . . . **474**  
`hebrew2.mld` . . . . . **475**  
`\hebshin` . . . 6415, 6418, 6425, 6428, 6435, 6438  
`\hebtav` . . . 6412, 6415, 6418, 6419, 6422, 6425,  
 6428, 6429, 6432, 6435, 6438, 6439  
`\hebtet` . . . . . 6419, 6429, 6439  
`\hebvav` . . . 6412, 6416, 6419, 6422, 6426, 6429,  
 6432, 6436, 6439

- \hebyod . . . 6413, 6415, 6416, 6418, 6423, 6425,  
 6426, 6428, 6433, 6435, 6436, 6438  
 hindi-modern.mld . . . . . **476**  
 hindi.mld . . . . . **476**  
 hints . . . . . **49, 54, 247, 409**  
 \hline 651, 721, 789, 1397, 1465, 1544, 1996,  
 2062, 2129  
 \hrule . . . . 570, 1419, 2567–2569, 2576–2578,  
 2585–2587  
 \Huge . . . . . 1350, 1352, 1359  
 \huge . . . . . 1871  
 hungarian.mld . . . . . **476**  
 hyperref . . . . . **49, 59, 69, 249**
- I**
- icelandic.mld . . . . . **477**  
 \if@dominilof@used@ . . 95, 929, 4136, 4222  
 \if@dominilot@used@ . . 95, 948, 4136, 4222  
 \if@dominitoc@used@ . . 95, 895, 910, 4136,  
 4222  
 \if@dopartlof@used@ . . 89, 1633, 4107, 4193  
 \if@dopartlot@used@ . . 89, 1652, 4107, 4193  
 \if@doparttoc@used@ . . 89, 1614, 4107, 4193  
 \if@dosectlof@used@ . . 101, 2260, 4089, 4165,  
 4251  
 \if@dosectlot@used@ . . 101, 2279, 4089, 4165,  
 4251  
 \if@dosecttoc@used@ . . 101, 2241, 4165, 4251  
 \if@filesw . . . . . 123, 519  
 \if@firstchapteris@used@ . 107, 555, 4605  
 \if@firstpartis@used@ . . 107, 1239, 4598  
 \if@firstsectionis@used@ . . . . 107, 4612  
 \if@longextensions . . . . . 615  
 \if@longextensions@ . . . . . 340,  
 615, 685, 753, 981, 1012, 1090, 1151,  
 1360, 1433, 1507, 1682, 1696, 1795,  
 1857, 1966, 2032, 2099, 2311, 2339,  
 2408, 2469, 3519, 4385, 4666, 5030  
 \if@mainmatter . . . . . 5167, 5185  
 \if@minilof@used@ . . 95, 683, 4136, 4222, 4315  
 \if@minilot@used@ . . 95, 751, 4136, 4222, 4315  
 \if@minitoc@used@ . . 95, 613, 4136, 4222, 4315  
 \if@mtc@abstract@loaded@ . . . . . 3819  
 \if@mtc@alnumsecLoaded@ . . . 39, 168, 4481  
 \if@mtc@alnumsecLoaded@a@ . . 39, 168, 4481  
 \if@mtc@captcontLoaded@ . . . 39, 170, 4490  
 \if@mtc@captcontLoaded@a@ . . 39, 170, 4490  
 \if@mtc@captionIILoaded@ . . 39, 174, 4508  
 \if@mtc@captionIILoaded@a@ . . 39, 174, 4508  
 \if@mtc@captionLoaded@ . . . . 39, 172, 4499  
 \if@mtc@captionLoaded@a@ . . . 39, 172, 4499  
 \if@mtc@ccaptionLoaded@ . . . 39, 176, 4517  
 \if@mtc@ccaptionLoaded@a@ . . 39, 176, 4517  
 \if@mtc@chapter@def@ . . 79, 4136, 4222, 4315,  
 4385  
 \if@mtc@chapter@undef@ . . . 85, 1918, 2521  
 \if@mtc@checkfiles . . . . . 235, 3514  
 \if@mtc@empty@minilof@ . . . . 68, 690, 4563  
 \if@mtc@empty@minilot@ . . . . 73, 758, 4570  
 \if@mtc@empty@minitoc@ . . . . 68, 620, 4556  
 \if@mtc@empty@partlof@ . . . . . 68, 4542  
 \if@mtc@empty@partlot@ . . . . . 68, 4549  
 \if@mtc@empty@parttoc@ . . . . . 68, 4535  
 \if@mtc@empty@sectlof@ . . . . . 68, 4584  
 \if@mtc@empty@sectlot@ . . . . . 68, 4591  
 \if@mtc@empty@secttoc@ . . . . . 74, 4577  
 \if@mtc@FE 235, 620, 628, 690, 698, 758, 766,  
 1367, 1380, 1440, 1453, 1515, 1528,  
 1973, 1981, 2039, 2048, 2106, 2115  
 \if@mtc@fncychapLoaded@ . . . 39, 158, 4436  
 \if@mtc@fncychapLoaded@a@ . . 39, 158, 4436  
 \if@mtc@hangcaptionLoaded@ . . 39, 160, 4445  
 \if@mtc@hangcaptionLoaded@a@ . . 39, 160,  
 4445  
 \if@mtc@Himlof@ . . . . . 3302  
 \if@mtc@Himlot@ . . . . . 3335  
 \if@mtc@Himtoc@ . . . . . 3287, 3288  
 \if@mtc@hints@ . . . . . 35, 910, 929, 948,  
 1614, 1633, 1652, 2241, 2260, 2279,  
 2541, 3817, 4064, 4713  
 \if@mtc@hints@giben@ . . . . . 35  
 \if@mtc@hints@given@ . . 37, 3828, 3836, 3844,  
 3852, 3876, 3884, 3892, 3952, 3961,  
 3976, 3985, 3999, 4006, 4025, 4044,  
 4094, 4107, 4136, 4165, 4193, 4222,  
 4251, 4280, 4315, 4350, 4418, 4427,  
 4436, 4445, 4454, 4463, 4472, 4481,  
 4490, 4499, 4508, 4517, 4526, 4619  
 \if@mtc@hints@given@true . . . . . 4385  
 \if@mtc@hints@w@ . . 35, 4006, 4025, 4044, 4094  
 \if@mtc@hyper@used@ . . 137, 4006, 4025, 4044  
 \if@mtc@insellang@ . . . . . 3456, 3474  
 \if@mtc@LI . . . . . 235  
 \if@mtc@listfiles@ . . . . . 3540, 4712  
 \if@mtc@lof@used@ . . 3819, 4064, 4068, 4077,  
 4293, 4328, 4363  
 \if@mtc@lot@used@ . . 3819, 4064, 4068, 4077,  
 4304, 4339, 4374  
 \if@mtc@mcaptionLoaded@ . . . 39, 178, 4526  
 \if@mtc@mcaptionLoaded@a@ . . 39, 178, 4526  
 \if@mtc@memoirLoaded@ . . . . 39, 180, 393  
 \if@mtc@memoirnew@ . . . . . 39, 180  
 \if@mtc@misslang . . . . . 3548, 3590, 3620  
 \if@mtc@notoccite@ . . . . . 132, 3518, 4663  
 \if@mtc@part@def@ . . . 77, 4107, 4193, 4280,  
 4385  
 \if@mtc@part@undef@ . . . . . 83



- \if@mtc@placeinsLoaded@ . . 39, 4094, 4657  
 \if@mtc@quotchapLoaded@ . . . 39, 162, 4454  
 \if@mtc@quotchapLoaded@a@ . 39, 162, 4454  
 \if@mtc@romannumLoaded@ . . . 39, 164, 4463  
 \if@mtc@romannumLoaded@a@ . 39, 164, 4463  
 \if@mtc@sect@floats@ . . . . 38, 4089, 4094  
 \if@mtc@section@def@ 81, 1918, 2520, 4089,  
 4165, 4251, 4350, 4385  
 \if@mtc@section@undef@ . . . . . 87  
 \if@mtc@sectstyLoaded@ . . . 39, 154, 4418  
 \if@mtc@sectstyLoaded@a@ . . 39, 154, 4418  
 \if@mtc@setdepth@ . . . . 3243, 3245, 3264  
 \if@mtc@setfeature@ . . . 3183, 3205, 3224  
 \if@mtc@setfont@ . 2656, 2658, 2677, 2696,  
 2774  
 \if@mtc@setformat@ . . . . . 2956, 2995  
 \if@mtc@setpagenumbers@ . . . 3012, 3054  
 \if@mtc@setrules@ . . . . . 3088, 3109  
 \if@mtc@settitle@ . . . . 2833, 2835, 2854  
 \if@mtc@settitlefont@ . . 2792, 2794, 2813  
 \if@mtc@sfheadersLoaded@ . . 39, 166, 4472  
 \if@mtc@sfheadersLoaded@a@ 39, 166, 4472  
 \if@mtc@spn@ok@ . . . . . 3012, 3054  
 \if@mtc@sru@ok@ . . . . . 3088, 3130  
 \if@mtc@ss@insection@ . . 3522, 3892, 4657  
 \if@mtc@toc@used@ 3819, 4064, 4068, 4077,  
 4282, 4317, 4352  
 \if@mtc@varsectsLoaded@ . . . 39, 156, 4427  
 \if@mtc@varsectsLoaded@a@ . 39, 156, 4427  
 \if@mtcfixglossary@ . . . . . 3390  
 \if@mtcfixindex@ . . . . . 3434  
 \if@mtcpatchmemoir@ . . . . . 180, 203  
 \if@partlof@used@ . . 89, 1433, 4107, 4193,  
 4280  
 \if@partlot@used@ . . 89, 1507, 4107, 4193,  
 4280  
 \if@parttoc@used@ . . 89, 1360, 4107, 4193,  
 4280  
 \if@sectlof@used@ . 101, 2032, 4089, 4165,  
 4251, 4350  
 \if@sectlot@used@ . 101, 2099, 4089, 4165,  
 4251, 4350  
 \if@secttoc@used@ . 101, 1966, 4165, 4251,  
 4350  
 \if@setrules@false . . . . . 3130  
 \if@twocolumn . . . . . 1299, 1313, 1327  
 \if@twoside . . . . . 1848  
 \ifanappendix . . . . . 5186  
 \ifartopt . . . . . 5172  
 \ifdim . . . . . 2196  
 \ifFileExists . . 204, 252, 2522, 3456, 3474,  
 3548, 3590, 4666  
 \ifheadnameref . . . . . 5199  
 \ifkhtightmtc . 1, 135, 601, 1348, 1954, 5030  
 ifmtarg . . . . . 254  
 \ifmtc@lof@used@ . . . . . 4280, 4315, 4350  
 \ifmtc@lot@used@ . . . . . 4280, 4315, 4350  
 \ifmtc@toc@used@ . . . . . 4280, 4315, 4350  
 \ifmtcoffwarn@ . . . . . 5036, 5053, 5105  
 \ifmtcsecondpart . 110, 111, 117, 281, 5030,  
 6032  
 \ifodd . . . . . 1849  
 \ifscan@allowed . . . . . 312, 519  
 \iftightmtc . 1, 135, 601, 1348, 1954, 3510,  
 5030  
 \ifundottedmtc 380, 866, 869, 872, 874, 884,  
 3516, 5030  
 \ignorespaces . . . . . 820  
 imk . . . . . 224  
 \in . . . . . 7562, 7566, 7570  
 \incrementmtc . . . . . 1, 555, 4863  
 \incrementptc . . . . . 1, 1239, 4863  
 \incrementstc . . . . . 1, 1920, 4863  
 indon.mld . . . . . 477  
 indonesian.mld . . . . . 477  
 \input . . . . . 340, 4761  
 \InputIfFileExists . . . 3458, 3476, 4631  
 insection . . . . . 29, 50  
 \insertchapter space . . . . . 5176  
 INSTALL . . . . . 224  
 \interlinepenalty 386, 841, 854, 1348, 1358,  
 2199  
 interlingua.mld . . . . . 478  
 irish.mld . . . . . 478  
 italian.mld . . . . . 479  
 italian2.mld . . . . . 479  
 \itemindent . . . . . 601,  
 657, 727, 795, 1348, 1409, 1482, 1557,  
 1956, 1957, 2011, 2077, 2144  
 \itemsep . . . . . 601, 1348, 1955  
  
**J**  
 japanese.mld . . . . . 480  
 japanese.mlo . . . . . 480  
 japanese2.mld . . . . . 480  
 japanese2.mlo . . . . . 480  
 japanese3.mld . . . . . 481  
 japanese3.mlo . . . . . 481  
 japanese4.mld . . . . . 481  
 japanese4.mlo . . . . . 481  
 japanese5.mld . . . . . 482  
 japanese5.mlo . . . . . 482  
 japanese6.mld . . . . . 482  
 japanese6.mlo . . . . . 482  
 \jeem 5295, 5299, 5303, 5935, 5937, 5939, 5941,  
 5943, 5945  
 \jobname . . . . . 340, 2522, 4666, 4761  
 jura . . . . . 49, 71

**K**

k-loose ..... **39**  
k-tight ..... **39, 59, 249, 271, 301**  
\kaf .5294, 5298, 5302, 5936, 5940, 5944, 6385,  
6392, 6399  
kanlel.sty ..... **483**  
kannada.mld ..... **483**  
\kernafterminilof ..... 17, 746, 4782  
\kernafterminilot ..... 17, 814, 4782  
\kernafterminitoc ..... 17, 673, 4782  
\kernafterpartlof ..... 17, 1501, 4782  
\kernafterpartlot ..... 17, 1576, 4782  
\kernafterparttoc ..... 17, 1427, 4782  
\kernaftersectlof ... 17, 2094, 2162, 4782  
\kernaftersectlot ..... 17, 4782  
\kernaftersecttoc ..... 17, 2027, 4782  
khalkha.mld ..... **483**  
\kiftightmtc ..... 3510  
\ktightmtcfalse ..... 1, 136, 3513, 5032  
\ktightmtctrue ..... 1, 3512

**L**

\l@chapter 319, 818, 1418, 1419, 2556, 2558,  
4956  
\l@chapter@SVPN ..... 1418, 1419  
\l@coffee ..... 3502, 5088  
\l@listof ..... 2555, 5030  
\l@mti 590, 595, 628, 698, 766, 910, 929, 948  
\l@paragraph ..... 2562, 4960  
\l@part ..... 282, 2557, 4955  
\l@pchapter ..... 1581  
\l@psect ..... 1581  
\l@pti . 1289, 1299, 1342, 1380, 1453, 1528,  
1614, 1633, 1652  
\l@schapter ..... 2166  
\l@section ..... 308, 2555, 2559, 4957  
\l@starchapter ..... 2555, 4955  
\l@starparagraph ..... 2555, 4955  
\l@starpart ..... 2555, 4955  
\l@starsection ..... 2555, 4955  
\l@starsubparagraph ..... 2555, 4955  
\l@starsubsection ..... 2555, 4955  
\l@starsubsubsection ..... 2555, 4955  
\l@sti . 1943, 1948, 1981, 2048, 2115, 2241,  
2260, 2279  
\l@subfigure ..... 2159  
\l@subparagraph ..... 2563, 4961  
\l@subsection ..... 2560, 4958  
\l@subsubsection ..... 2561, 4959  
\l@xchapter ..... 319, 818, 4902  
\l@xpart ..... 282, 1581, 4902  
\l@xsect ..... 308, 2166, 4902  
\l@xsection ..... 308, 2166

\label ... 1884, 1965, 2092, 2200, 2203, 2233,  
2237, 2256, 2432, 2437, 2442, 2447,  
2452, 2457, 2462, 2467  
\labelitemi ..... 1402, 1407  
\labelsep ... 658, 728, 796, 1410, 1483, 1558,  
2012, 2078, 2145  
\labelwidth 657, 727, 795, 1409, 1482, 1557,  
2011, 2077, 2144  
\lam .5293–5295, 5297–5299, 5301–5303, 5936,  
5937, 5940, 5941, 5944, 5945  
\lamed ..... 6390, 6397, 6404  
lamed.eps ..... **224**  
lamed.pdf ..... **224**  
lamed.tex ..... **224**  
\LANG ..... 4745  
\LangSig ..... 2088, 2124  
\LARGE ..... 1287  
\Large ..... 1273, 1873, 2066  
\large 588, 1376, 1401, 1406, 1410, 1413, 1942  
latin.mld ..... **484**  
latin2.mld ..... **484**  
latvian.mld ..... **485**  
\ldots ..... 1580, 1584, 1588, 2374, 2383  
\leftmargin ..... 609, 610,  
655, 725, 793, 1356, 1357, 1407, 1480,  
1555, 1962, 1963, 2009, 2075, 2142  
letton.mld ..... **485**  
\linewidth ... 1374, 1383, 1391, 2093, 2094  
lipsum ..... **206**  
\lipsum 17, 19, 24, 26, 39, 41, 46, 48, 234, 236,  
241, 243, 245, 251, 253, 255, 261, 263,  
265, 780, 782, 787, 790, 795, 841, 843,  
845, 847, 850, 852, 854, 856, 858, 860,  
862, 864, 866, 868, 870, 872, 874, 876,  
878, 880, 882, 884, 886, 888, 890, 892,  
894, 896, 898, 900, 902, 908, 910, 919,  
921, 923, 932, 937, 939, 941, 943, 945,  
947, 957, 959, 961, 963, 965, 973, 975,  
985, 987, 989, 991, 1001, 1003, 1014,  
1018, 1020, 1022, 1031, 1037, 1039,  
1041, 1043, 1045, 1101, 1103, 1105,  
1107, 1110, 1112, 1114, 1116, 1118,  
1120, 1122, 1124, 1126, 1128, 1130,  
1132, 1134, 1136, 1138, 1140, 1142,  
1144, 1146, 1148, 1150, 1152, 1154,  
1156, 1158, 1160, 1162, 1164, 1166,  
1174, 1176, 1191, 1193, 1195, 1203,  
1206, 1209, 1212, 1215, 1218, 1221,  
1228, 1230, 1232, 1234, 1236, 1243,  
1245, 1254, 1256, 1258, 1260, 1267,  
1269, 1271, 1273, 1281, 1283, 1285,  
1298, 1300, 1302, 1308, 1638, 1640,  
1642, 1644, 1646, 1648, 1650, 1684,  
1686, 1688, 1690, 1692, 1694, 1696,

- 1711, 1715, 1719, 1724, 1728, 1731,  
1736, 1740, 1744, 1757, 1761, 1765,  
1770, 1774, 1777, 1782, 1786, 1790,  
1808, 1816, 1827, 1835, 2031, 2033,  
2035, 2037, 2041, 2043, 2045, 2047,  
2076, 2078, 2080
- \list . . . . . 601, 1348, 1955
- listfiles . . . . . **49**
- \listoffigures . . . . . 1, 59, 121,  
299, 327, 536, 1091, 2183, 2342, 2421,  
4068, 4297, 4332, 4367
- \listoftables . . . . . 1, 60, 122,  
299, 329, 538, 1092, 1708, 1754, 2227,  
4068, 4308, 4343, 4378
- \listparindent . . . . . 601,  
658, 728, 796, 1348, 1410, 1483, 1558,  
1957, 2012, 2078, 2145
- lithuanian.mld . . . . . **486**
- \localgreek . . . . . 6159, 6162, 6166, 6170, 6173,  
6177, 6181, 6184, 6188, 6199, 6202,  
6206, 6210, 6213, 6217, 6221, 6224,  
6228, 6239, 6242, 6246, 6250, 6253,  
6257, 6261, 6264, 6268
- \locallatvian . . . . . 6696–6698, 6700–6702,  
6704–6706
- \localpolish . . . . . 7028–7030, 7032–7034,  
7036–7038
- \localrussian . . . . . 7154, 7157, 7161, 7165, 7168,  
7172, 7176, 7179, 7183, 7194, 7197,  
7201, 7205, 7208, 7212, 7216, 7219,  
7223
- \localspanish . . . . . 7481–7483, 7485–7487,  
7489–7491
- lofdepth . . . . . **31, 268**
- loose . . . . . **39**
- lotdepth . . . . . **31, 268, 280**
- lowersorbian.mld . . . . . **486**
- lsorbian.mld . . . . . **487**
- M**
- M . . . . . **272**
- \M@getttitle . . . . . 5199
- magyar.mld . . . . . **476, 487**
- magyar2.mld . . . . . **488**
- magyar3.mld . . . . . **488**
- \mainmatter . . . . . 209
- \maketitle . . . . . 1878
- \MakeUppercase . . . . . 627, 697, 765, 1374, 1447,  
1522, 1981, 2046, 2113
- malay.mld . . . . . **489**
- malayalam-keli.mld . . . . . **489**
- malayalam-omega.mld . . . . . **489**
- malayalam-omega.mlo . . . . . **489**
- malayalam-rachana.mld . . . . . **490**
- malayalam-rachana2.mld . . . . . **490**
- manju.mld . . . . . **491**
- mcaption . . . . . **50, 69, 253, 402**
- \mdseries . . . . . 578, 589, 812, 1263, 1276, 1278,  
1634, 1680, 1933
- \meem 5294, 5295, 5298, 5299, 5302, 5303, 5935,  
5939, 5943
- \mem . . . . . 6387, 6389, 6394, 6396, 6401, 6403
- memoir . . . . . **49, 62, 69, 245, 253, 262**
- \MessageBreak . . . . . 3543, 3620, 5127
- meyalu.mld . . . . . **491**
- \minilof . . . . . 1, 62, 77, 98, 124, 139, 158,  
334, 399, 436, 461, 682, 1171, 1295,  
1806, 1824, 2185, 2188, 2424, 2427,  
4149, 4237, 4330, 4753, 4889
- \minilof@ . . . . . 682, 683, 864
- \minilof@mtcck . . . . . 2700, 2739
- minilofdepth . . . . . **268, 277**
- \minilot 1, 63, 78, 99, 125, 140, 159, 336, 401,  
438, 463, 750, 1173, 1296, 1756, 1776,  
4158, 4246, 4341, 4753, 4889
- \minilot@ . . . . . 750, 751, 864
- \minilot@mtcck . . . . . 2703, 2745
- minilotdepth . . . . . **280**
- \minitoc . . . . . 1, 14, 21, 36, 43,  
214, 232, 239, 249, 259, 332, 397, 434,  
459, 612, 779, 786, 793, 1100, 1169,  
1226, 1227, 1250, 1279, 1294, 1393,  
1440, 1516, 1543, 1595, 1599, 1606,  
1610, 1637, 1683, 1805, 1824, 1885,  
1961, 2030, 2040, 2074, 2096, 2254,  
2283, 2292, 2316, 2320, 2324, 2328,  
2335, 4140, 4228, 4319, 4753, 4889
- minitoc-texmf.zip . . . . . **225**
- minitoc.bib . . . . . **224**
- minitoc.bug . . . . . **49, 54, 224**
- minitoc.dtx . . . . . **222, 224, 225**
- minitoc.ins . . . . . **41, 222, 224**
- minitoc.ist . . . . . **224**
- minitoc.l . . . . . **222, 224**
- minitoc.lan . . . . . **224**
- minitoc.pdf . . . . . **224**
- minitoc.pre . . . . . **224**
- minitoc.sty . . . . . **222**
- minitoc.sum . . . . . **224**
- \minitoc@ . . . . . 612, 613, 864
- \minitoc@mtcck . . . . . 2697, 2731
- minitocdepth . . . . . **31, 269, 274**
- minutes . . . . . **270**
- mlf . . . . . **275**
- \MLF@ . . . . . 1125, 1127
- \MLF@contentsline . . . . . 1086, 1127
- \MLF@explist . . . . . 1084, 1111
- \MLF@line . . . . . 1124, 1125

- \MLF@list ..... 1081, 1084, 1111, 1127
- \MLF@lof ..... 1084, 1112, 1127
- \MLF@loop ..... 1081, 1112
- \MLF@next ..... 900, 1081, 1111
- \mlf@pgno ..... 449, 450
- \MLF@read ..... 1112, 1123, 1127
- \mlf@rule .. 555, 698, 747, 2574, 2577, 2580
- \mlf@setform ..... 735, 2931
- \MLF@test ..... 1125, 1127
- \mlf@dotsep ..... 2901, 2934
- \mlffont ..... 1, 578, 698, 4925
- \mlflofrmargin ..... 2892
- \mlfname ..... 1090
- \mlfpagenumbers .. 430, 443, 449, 462, 4985
- \mlfpnumwidth ..... 2883, 2932
- \mlfrule ..... 2564, 4967
- \mlfSfont ..... 1, 578, 4925
- \mlftitle ..... 1, 697, 707, 717, 721,  
3590, 4633, 5202, 5220, 5241, 5262,  
5280, 5298, 5320, 5349, 5366, 5383,  
5401, 5417, 5433, 5449, 5465, 5482,  
5503, 5531, 5561, 5582, 5598, 5633,  
5671, 5690, 5707, 5730, 5747, 5764,  
5787, 5813, 5830, 5851, 5871, 5902,  
5940, 5957, 5974, 5995, 6018, 6051,  
6080, 6095, 6112, 6127, 6145, 6173,  
6177, 6213, 6253, 6283, 6394, 6424,  
6461, 6483, 6508, 6525, 6543, 6561,  
6644, 6645, 6665, 6682, 6701, 6723,  
6740, 6764, 6781, 6798, 6819, 6842,  
6859, 6883, 6912, 6927, 6946, 6962,  
6977, 6993, 7014, 7033, 7051, 7072,  
7089, 7107, 7140, 7168, 7208, 7248,  
7273, 7341, 7358, 7375, 7397, 7417,  
7434, 7455, 7470, 7486, 7507, 7524,  
7541, 7565, 7602, 7630, 7657, 7678,  
7693, 7708, 7723
- \mlftocrmarg ..... 2896, 2933
- mlt ..... **279**
- \MLT@ ..... 1186, 1188
- \MLT@contentsline ..... 1147, 1188
- \MLT@explist ..... 1145, 1172
- \MLT@line ..... 1185, 1186
- \MLT@list ..... 1142, 1145, 1172, 1188
- \MLT@loop ..... 1142, 1173
- \MLT@lot ..... 1145, 1173, 1188
- \MLT@next ..... 905, 1142, 1172
- \mlt@pgno ..... 455, 456
- \MLT@read ..... 1173, 1184, 1188
- \mlt@rule .. 555, 766, 815, 2583, 2586, 2589
- \mlt@setform ..... 803, 2946
- \MLT@test ..... 1186, 1188
- \mltdotsep ..... 2901
- \mltfont ..... 1, 578, 766, 4925
- \mlttitle ..... 5242
- \mltlofrmargin ..... 2892
- \mltname ..... 1151
- \mltpagenumbers .. 436, 443, 449, 455, 462,  
4985
- \mltpnumwidth ..... 2883
- \mltrule ..... 2564, 4967
- \mltSfont ..... 1, 578, 4925
- \mltttitle ..... 1, 765, 775, 785, 789,  
3590, 4633, 5202, 5221, 5263, 5281,  
5299, 5321, 5350, 5367, 5384, 5402,  
5418, 5434, 5450, 5466, 5483, 5504,  
5534, 5563, 5583, 5599, 5634, 5672,  
5691, 5708, 5731, 5748, 5765, 5788,  
5814, 5831, 5852, 5874, 5904, 5941,  
5958, 5975, 5996, 6019, 6052, 6081,  
6096, 6113, 6128, 6146, 6217, 6257,  
6284, 6396, 6427, 6462, 6484, 6509,  
6526, 6544, 6562, 6666, 6683, 6702,  
6724, 6741, 6765, 6782, 6799, 6820,  
6843, 6860, 6884, 6913, 6928, 6947,  
6963, 6978, 6994, 7015, 7034, 7052,  
7073, 7090, 7108, 7125, 7126, 7141,  
7172, 7212, 7251, 7274, 7342, 7359,  
7376, 7399, 7418, 7435, 7456, 7471,  
7487, 7508, 7525, 7542, 7566, 7604,  
7631, 7658, 7679, 7694, 7709, 7724
- \mlttocrmarg ..... 2899
- \mm ..... 6814–6816, 6818–6820, 6822–  
6824, 6837–6839, 6841–6843, 6845–  
6847, 6854–6856, 6858–6860, 6862–  
6864
- \mnr ..... 5577–5579, 5581–5583, 5585–  
5587, 5593–5595, 5597–5599, 5601–  
5603, 6878–6880, 6882–6884, 6886–  
6888, 7688–7690, 7692–7694, 7696–  
7698, 7703–7705, 7707–7709, 7711–  
7713
- mongol.mld ..... **492**
- mtc ..... **269, 272**
- mtc-2c.tex ..... **87, 224**
- mtc-2nd.tex ..... **88, 224**
- mtc-add.tex ..... **48, 89, 224**
- mtc-ads.tex ..... **48, 94, 224**
- mtc-amm.tex ..... **100, 224**
- mtc-apx.tex ..... **63, 224**
- mtc-art.tex ..... **100, 224**
- mtc-bk.tex ..... **106, 224**
- mtc-bo.tex ..... **112, 224**
- mtc-ch0.tex ..... **117, 224**
- mtc-cri.tex ..... **118, 224**
- mtc-fo1.tex ..... **119, 224**
- mtc-fo2.tex ..... **120, 224**
- mtc-gap.tex ..... **73, 224**

- mtc-hil.tex ..... 65, 224
- mtc-hi2.tex ..... 65, 224
- mtc-hia.tex ..... 121, 224
- mtc-hir.tex ..... 122, 224
- mtc-hop.tex ..... 123, 224
- mtc-liv.tex ..... 124, 224
- mtc-mem.tex ..... 128, 224
- mtc-mml.tex ..... 128, 224
- mtc-mu.tex ..... 130, 224
- mtc-sbf.tex ..... 131, 224
- mtc-scr.tex ..... 133, 224
- mtc-syn.tex ..... 135, 224
- mtc-tbi.tex ..... 136, 224
- mtc-tlc.tex ..... 137, 224
- mtc-tlo.tex ..... 75, 224
- mtc-tsfc.tex ..... 138, 224
- \MTC@ ..... 1057, 1061
- \mtc@While ..... 221, 223, 228
- \mtc@admisslanguage ... 3543, 3548, 3590
- \mtc@addtomaf ..... 4666
- \mtc@arg@dotinterval ..... 2875
- \mtc@arg@numwidth ..... 2881
- \mtc@arg@pagenumwidth ..... 2879
- \mtc@arg@tocrightmargin ..... 2877
- \mtc@BBR . 326, 654, 660, 724, 730, 792, 798,  
1406, 1411, 1479, 1484, 1554, 1559,  
2008, 2013, 2074, 2079, 2141, 2146
- \mtc@Body ..... 235
- \mtc@bottom@rule ..... 672, 678, 745, 813
- \mtc@ck ..... 5053
- \mtc@CkFile 235, 620, 690, 758, 1367, 1440,  
1515, 1973, 2039, 2106
- \mtc@CkStr . 235, 628, 698, 766, 1380, 1453,  
1528, 1981, 2048, 2115
- \mtc@classck ..... 4726
- \MTC@contentsline ..... 977, 1059
- \mtc@dot ..... 1204
- \mtc@EndWhile ..... 210, 235
- \MTC@explist ..... 974, 1042
- \mtc@featparam@abbrev .. 3185, 3205, 3224
- \mtc@featparam@third ..... 3205, 3224
- \mtc@featureparam@after ..... 3176
- \mtc@featureparam@before ..... 3174
- \mtc@featureparam@pagestyle ..... 3178
- \mtc@fparam@abbrev .... 2958, 2978, 2995
- \mtc@glofix@level . 3368, 3391, 3400–3402,  
3408
- \mtc@hints@@chapter ..... 4025, 4720
- \mtc@hints@@part ..... 4006, 4717
- \mtc@hints@@schapter ..... 4025, 4720
- \mtc@hints@@sect ..... 4044, 4723
- \mtc@hints@@spart ..... 4006, 4717
- \mtc@hints@@ssect ..... 4044, 4723
- \mtc@hints@begindoc ... 3819, 4087, 4713
- \mtc@hints@chapter .... 4006, 4025, 4720
- \mtc@hints@checklongext ..... 4385
- \mtc@hints@enddoc . 3819, 4088, 4619, 4713
- \mtc@hints@part ..... 4006, 4717
- \mtc@hints@section .... 4006, 4044, 4723
- \mtc@hook@beforeinputfile 132, 662, 735,  
803, 1413, 1490, 1565, 2015, 2085,  
2152
- \mtc@hstrut ... 326, 1476, 1551, 2070, 2137
- \mtc@hstrutbox ..... 326
- \mtc@ifmtarg ..... 210, 245, 282, 308, 319
- \mtc@ixfix@level .. 3412, 3435, 3444–3446,  
3452
- \mtc@level@abbrev ..... 2677, 2695, 2774
- \MTC@line ..... 1055, 1057
- \MTC@list ..... 970, 974, 1042, 1059
- \mtc@listmisslanguages ..... 3543, 3620
- \mtc@LML ..... 3543
- \MTC@loop ..... 970, 1043
- \mtc@ltypetable@minilof ..... 3168
- \mtc@ltypetable@minilot ..... 3169
- \mtc@ltypetable@minitoc ..... 3167
- \mtc@ltypetable@partlof ..... 3165
- \mtc@ltypetable@partlot ..... 3166
- \mtc@ltypetable@parttoc ..... 3164
- \mtc@ltypetable@sectlof ..... 3171
- \mtc@ltypetable@sectlot ..... 3172
- \mtc@ltypetable@secttoc ..... 3170
- \mtc@maf ..... 4666, 4712
- \mtc@maf@long ..... 4666
- \mtc@maf@short ..... 4666
- \mtc@markboth 530, 627, 697, 765, 1374, 1447,  
1522, 1981, 2046, 2113
- \mtc@mta@abbrev ..... 2658, 2695, 2774
- \mtc@mtade@abbrev ..... 3245, 3264
- \mtc@mtatf@abbrev ..... 2794, 2813
- \mtc@mtati@abbrev ..... 2835, 2854
- \mtc@mtf@abbrev ..... 2958, 2995
- \mtc@mtfeat@abbrev ..... 3185, 3224
- \mtc@mttpn@abbrev ..... 3033, 3054
- \mtc@mttru@abbrev ..... 3109, 3130
- \MTC@next ..... 895, 970, 1042
- \mtc@noX ..... 3073, 3075, 3130
- \mtc@onebackchap ..... 270
- \mtc@onebackchapter ..... 269
- \mtc@onebackpart ..... 269
- \mtc@onebacksect ..... 271, 299
- \mtc@onebacksection ..... 269
- \mtc@param ..... 1204
- \mtc@pgno ..... 443, 444, 662, 735, 803
- \mtc@pns@abbrev ..... 3033, 3054
- \mtc@pns@abbrevX ..... 3072
- \MTC@read ..... 1043, 1055, 1059
- \mtc@restorelofdepth ..... 3322, 5097

- \mtc@restorelotdepth ... 3355, 3367, 5097
- \mtc@restoretocdepth ... 3288, 3318, 3334, 3351, 5097
- \mtc@Rline ..... 235
- \mtc@rule .. 555, 628, 678, 2565, 2568, 2571
- \mtc@rusw@abbrev ..... 3109, 3130
- \mtc@rusw@abbrevX ..... 3147
- \mtc@savelofdepth ..... 3321, 3328, 5097
- \mtc@savelotdepth ..... 3354, 3361, 5097
- \mtc@savetocdepth . 3288, 3312, 3345, 5097
- \mtc@schapter ..... 825
- \mtc@sectlevel@chapter ..... 2645
- \mtc@sectlevel@figure ..... 2652
- \mtc@sectlevel@paragraph ..... 2649
- \mtc@sectlevel@section ..... 2646
- \mtc@sectlevel@subfigure ..... 2654
- \mtc@sectlevel@subparagraph ..... 2650
- \mtc@sectlevel@subsection ..... 2647
- \mtc@sectlevel@subsubsection ..... 2648
- \mtc@sectlevel@subtable ..... 2655
- \mtc@sectlevel@table ..... 2653
- \mtc@setform ..... 662, 2916
- \mtc@setlangopt ..... 3548, 3642
- \mtc@setlangoptm ..... 3590, 3642
- \mtc@setlangopto ..... 3548, 3642
- \mtc@string .. 326, 1059, 1127, 1188, 1204, 1224, 1771, 1834, 1896, 2383, 2444, 2505, 4902
- \mtc@strut . 326, 662, 735, 803, 1413, 1490, 1565, 2015, 2085, 2152
- \mtc@strutbox ..... 326
- \mtc@sv@fakelistoffigures ..... 4077
- \mtc@sv@fakelistoftables ..... 4077
- \mtc@sv@faketableofcontents ..... 4077
- \mtc@sv@listoffigures ..... 4068
- \mtc@sv@listoftables ..... 4068
- \mtc@sv@lofdepth ..... 3302
- \mtc@sv@lotdepth ..... 3335
- \mtc@sv@tableofcontents ..... 4068
- \mtc@sv@tocdepth ..... 3288, 3302, 3335
- \mtc@svchapter ..... 317
- \mtc@svf@tocdepth ..... 3302
- \mtc@svpart ..... 272, 1586
- \mtc@svsection ..... 305
- \mtc@svspart ..... 272
- \mtc@svss ..... 305
- \mtc@svt@tocdepth ..... 3335
- \MTC@test ..... 1057, 1059
- \mtc@tmp@name ..... 2695, 2774
- \mtc@tmpde@name ..... 3264
- \mtc@tmpfeat@name ..... 3224
- \mtc@tmpfm@name ..... 2995
- \mtc@tmppn@name ..... 3054, 3130
- \mtc@tmptf@name ..... 2813
- \mtc@tmpti@name ..... 2854
- \MTC@toc ..... 974, 1043, 1059
- \mtc@toks 326, 993, 1102, 1163, 1204, 1224, 1708, 1807, 1869, 2323, 2420, 2481, 2774, 2813, 2854, 3264
- \mtc@typetable@minilof ..... 2595
- \mtc@typetable@minilot ..... 2596
- \mtc@typetable@minitoc ..... 2594
- \mtc@typetable@partlof ..... 2592
- \mtc@typetable@partlot ..... 2593
- \mtc@typetable@parttoc ..... 2591
- \mtc@typetable@sectlof ..... 2598
- \mtc@typetable@sectlot ..... 2599
- \mtc@typetable@secttoc ..... 2597
- \mtc@typetitle@minilof ..... 2604
- \mtc@typetitle@minilot ..... 2605
- \mtc@typetitle@minitoc ..... 2603
- \mtc@typetitle@partlof ..... 2601
- \mtc@typetitle@partlot ..... 2602
- \mtc@typetitle@parttoc ..... 2600
- \mtc@typetitle@sectlof ..... 2607
- \mtc@typetitle@sectlot ..... 2608
- \mtc@typetitle@secttoc ..... 2606
- \mtc@v 326, 647, 651, 717, 721, 785, 789, 1397, 1465, 1544, 1996, 2062, 2129
- \mtc@verse ..... 601
- mtc@verse (environment) . 601, 654, 672, 724, 745, 792, 813, 2916, 2931, 2946
- \mtc@While ..... 210, 235
- \mtc@WhileBody ..... 210
- \mtc@WhileCondition ..... 210
- \mtc@WhileNext ..... 210
- \mtc@WhilePreCondition ..... 210
- \MTC@WriteCoffeeline ... 1009, 1224, 1719, 2323
- \MTC@WriteContentsLine . 1679, 2306, 2403, 2464
- \MTC@WriteContentsline .. 994, 1026, 1102, 1163, 1204, 1709, 1733, 1807, 1869, 2323, 2354, 2420, 2481
- \mtc@xifmtarg ..... 210
- \mtc@YN@F ..... 2620
- \mtc@YN@f ..... 2619
- \mtc@YN@FALSE ..... 2616
- \mtc@YN@false ..... 2615
- \mtc@YN@FAUX ..... 2618
- \mtc@YN@faux ..... 2617
- \mtc@YN@N ..... 2614
- \mtc@YN@n ..... 2613
- \mtc@YN@NO ..... 2612
- \mtc@YN@no ..... 2611
- \mtc@YN@NON ..... 2621
- \mtc@YN@non ..... 2622
- \mtc@YN@O ..... 2641

- \mtc@YN@o ..... 2642
- \mtc@YN@OFF ..... 2610
- \mtc@YN@off ..... 2609
- \mtc@YN@ON ..... 2626
- \mtc@YN@on ..... 2625
- \mtc@YN@OUI ..... 2639
- \mtc@YN@oui ..... 2640
- \mtc@YN@T ..... 2634
- \mtc@YN@t ..... 2633
- \mtc@YN@TRUE ..... 2632
- \mtc@YN@true ..... 2631
- \mtc@YN@TRUEV ..... 2638
- \mtc@YN@v ..... 2637
- \mtc@YN@VRAI ..... 2636
- \mtc@YN@vrai ..... 2635
- \mtc@YN@Y ..... 2630
- \mtc@YN@y ..... 2629
- \mtc@YN@YES ..... 2628
- \mtc@YN@yes ..... 2627
- \mtc@zrule 326, 654, 675, 724, 748, 792, 816,  
1406, 1427, 1479, 1501, 1554, 1576,  
2008, 2027, 2074, 2094, 2141, 2162
- \mtcaddchapter ..... 1, 12,  
174, 319, 326, 328, 330, 369, 370, 373,  
374, 379, 380, 428, 1515, 1583, 1587,  
1593, 2228, 2267, 2272, 2277, 2312,  
2314, 2332, 2334, 2344, 5053
- \mtcaddpart ..... 1, 282, 1575, 1803, 5053
- \mtcaddsection .. 1, 174, 308, 535, 537, 539,  
578–581, 586, 587, 667–670, 675, 676,  
721, 935, 5053
- \mtcArabTok ..... 5274–5277, 5279–5281,  
5283–5285
- \mtcdotsep ..... 2901, 2919
- \mtcEnglishIIpart ..... 5799, 5808–5810
- \mtcfixglossary . 1, 3373, 3379, 3381, 3390,  
5103
- \mtcfixindex .. 1, 425, 718, 3417, 3423, 3425,  
3434, 5104
- \mtcfont ..... 1, 578, 628, 1065, 4925
- \mtcFrenchIIpart .. 6030, 6042, 6045, 6048
- \mtcgapafterheads 15, 188, 193, 1299, 1313,  
1327, 4780
- \mtcgapbeforeheads 15, 187, 192, 1299, 1313,  
1327, 4780
- \mtchideinmainlof ..... 142
- mtchideinmainlof (environment) 1, 3302, 5091
- \mtchideinmainlot ..... 150, 1721, 1767
- mtchideinmainlot (environment) 1, 3335, 5091
- mtchideinmaintoc (environment) 1, 3288, 5091
- \mtcindent . 9, 227, 555, 601, 654, 724, 792,  
1064, 1334, 2086, 4770
- \mtcloadnlo .. 3474, 4966, 5648, 5659, 5920,  
5929, 6300, 6313, 6325, 6337, 6346,  
6358, 6370, 6379, 6575, 6587, 6599,  
6611, 6624, 6633, 6829, 7287, 7297,  
7305, 7313, 7321, 7329, 7553
- \mtcclormarg ..... 2892
- mtcmess.sty ..... **222**
- \mtcname ..... 981, 1012
- mtcoff ..... **52, 55**
- mtcoff.sty ..... **222**
- \mtcoffwarn@false ..... 5036
- \mtcoffwarn@true .. 4784, 4792, 4800, 4812,  
4820, 4828, 4839, 4847, 4855, 5053,  
5064, 5075, 5105, 5112, 5119
- \mtcPackageError 206, 2663, 2681, 2783, 2799,  
2824, 2840, 2865, 2964, 2981, 3003,  
3040, 3061, 3116, 3136, 3191, 3209,  
3235, 3250, 3267, 3281, 3291, 3297,  
3306, 3314, 3324, 3330, 3339, 3347,  
3357, 3363, 3377, 3404, 3421, 3448,  
3462, 3480, 3494, 3525, 3590, 4633,  
4726, 5127
- \mtcPackageInfo ..... 2, 137,  
182, 189, 191, 193, 276, 289, 291, 297,  
316, 340, 351, 353, 622, 692, 760, 913,  
932, 951, 982, 986, 1015, 1019, 1051,  
1091, 1095, 1120, 1152, 1156, 1181,  
1369, 1442, 1517, 1617, 1636, 1655,  
1683, 1687, 1697, 1701, 1762, 1796,  
1800, 1825, 1858, 1862, 1887, 1975,  
2041, 2108, 2244, 2263, 2282, 2312,  
2316, 2343, 2347, 2376, 2409, 2413,  
2437, 2470, 2474, 2498, 2522, 2777,  
2816, 2857, 2997, 3076, 3081, 3151,  
3156, 3227, 3275, 3459, 3477, 3554,  
3568, 3579, 3824, 3838, 3846, 3854,  
3862, 3870, 3878, 3954, 3978, 3989,  
4625, 4667, 5127, 5144
- \mtcPackageWarning . 557, 1045, 1114, 1175,  
1244, 1756, 1819, 1881, 1921, 2370,  
2431, 2492, 4785, 4793, 4801, 4813,  
4821, 4829, 4840, 4848, 4856, 5054,  
5065, 5076, 5106, 5113, 5120, 5127
- \mtcPackageWarningNoLine ..... 273, 293,  
358, 370, 375, 3370, 3380, 3414, 3424,  
3520, **3548**, 3620, 3830, 3886, 3896,  
3913, 3928, 3944, 3963, 3971, 4001,  
4014, 4019, 4033, 4038, 4053, 4058,  
4096, 4110, 4119, 4128, 4139, 4148,  
4157, 4168, 4177, 4186, 4196, 4205,  
4214, 4225, 4234, 4243, 4254, 4263,  
4272, 4283, 4294, 4305, 4318, 4329,  
4340, 4353, 4364, 4375, 4391, 4400,  
4409, 4420, 4429, 4438, 4447, 4456,  
4465, 4474, 4483, 4492, 4501, 4510,  
4519, 4528, 4536, 4543, 4550, 4557,

- 4564, 4571, 4578, 4585, 4592, 4599,  
4606, 4613, 4620, 5038, 5127
- \mtcpagenumbers . 394, 443, 462, 1078, 4985
- \mtcPfont . . . . . 1, 578, 1068, 4925
- \mtcpnumwidth . . . . . 2883, 2917
- \mtcprepare . . . . . 1, 2522, 4901
- \mtcprepare@ . . . . . 2522
- \mtcrule . . . . . 2564, 4967
- \mtcsecondpartfalse 110, 115, 121, 129, 5034
- \mtcsecondparttrue . . . . . 113, 119, 126
- \mtcselectlanguage 1, 174, 3456, 3551, 3592,  
4965, 5202, 5204, 5208, 5229, 5250,  
5308, 5329, 5333, 5337, 5491, 5512,  
5607, 5611, 5616, 5621, 5839, 5889,  
5983, 6060, 6064, 6068, 6443, 6470,  
6492, 6496, 6653, 6710, 6807, 6868,  
6872, 6892, 6896, 6900, 7060, 7574,  
7578, 7582, 7586, 7639, 7666
- \mtcsetdepth 1, 2170, 2187, 2362, 2426, 3244,  
3251, 3268, 3276, 3282, 3286, 4947
- \mtcsetfeature . . . 1, 510, 3183, 3192, 3210,  
3228, 3236, 4947
- \mtcsetfont . . . . . 1, 203, 1628, 1631, 1634,  
1674, 1677, 1680, 2060, 2061, 2171–  
2175, 2177–2180, 2360, 2656, 2657,  
2664, 2682, 2778, 2784, 4947
- \mtcsetformat . 1, 662, 735, 803, 2911, 2956,  
2965, 2982, 2998, 3004, 4947
- \mtcsetpagenumber@ . . . . . 3032
- \mtcsetpagenumbers . . 1, 3014, 3041, 3062,  
4947
- \mtcsetpagenumbers@ . . . . . 3014, 3032
- \mtcsetrules . . . . 1, 3090, 3117, 3137, 4947
- \mtcsetrules@ . . . . . 3090, 3108
- \mtcsetttitle 1, 174, 2068, 2833, 2834, 2841,  
2858, 2866, 4947
- \mtcsetttitlefont 1, 2066, 2792, 2793, 2800,  
2817, 4947
- \mtcSfont . . . . . 1, 578, 1066, 4925
- \mtcskip . . . . . 1, 9, 333, 335,  
398, 400, 435, 437, 460, 462, 541, 545,  
605, 628, 632, 694, 726, 748, 840, 906,  
936, 955, 981, 1007, 1009, 1016, 1170,  
1172, 1397, 2186, 2425, 4863
- \mtcskipamount . . . . . 1, 9, 4770
- \mtcSPfont . . . . . 1, 578, 1068, 4925
- \mtcSSfont . . . . . 1, 578, 1067, 4925
- \mtcSSSfont . . . . . 1, 578, 1068, 4925
- \mtcsv@listoffigures . . . . . 299
- \mtcsv@listoftables . . . . . 299
- \mtcsv@tableofcontents . . . . . 299
- \mtctitle . . . . . 1,  
627, 628, 698, 766, 1338, 3590, 4633,  
5202, 5219, 5240, 5261, 5279, 5297,  
5319, 5348, 5365, 5382, 5400, 5416,  
5432, 5448, 5464, 5481, 5502, 5529,  
5559, 5581, 5597, 5632, 5670, 5689,  
5706, 5729, 5746, 5763, 5786, 5812,  
5829, 5850, 5870, 5901, 5939, 5956,  
5973, 5994, 6017, 6050, 6079, 6094,  
6111, 6126, 6144, 6170, 6210, 6250,  
6282, 6392, 6421, 6460, 6482, 6507,  
6524, 6542, 6560, 6643, 6664, 6681,  
6700, 6722, 6739, 6763, 6780, 6797,  
6818, 6841, 6858, 6882, 6911, 6926,  
6945, 6961, 6976, 6992, 7013, 7032,  
7050, 7071, 7088, 7106, 7124, 7139,  
7165, 7205, 7246, 7272, 7340, 7357,  
7374, 7395, 7416, 7433, 7454, 7469,  
7485, 7506, 7523, 7540, 7564, 7601,  
7629, 7656, 7677, 7692, 7707, 7722
- \mtctocrmarg . . . . . 2893, 2918
- \mtifont . . . . . 1, 578, 628, 698, 766, 4925
- \mz . . . . . 7136, 7137, 7140, 7141, 7144, 7145
- ## N
- \n@mti . . . . 590, 628, 698, 766, 910, 929, 948
- \n@pti . . 1289, 1296, 1380, 1453, 1528, 1614,  
1633, 1652
- \n@sti . . 1943, 1981, 2048, 2115, 2241, 2260,  
2279
- naustrian.mld . . . . . **492**
- needspace . . . . . **54**
- \NeedsTeXFormat . . . . . 2, 4766, 5129, 5140
- \newblock . . . . . 2139, 2141, 2147, 2148
- \newbox . . . . . 329, 333
- \newcommand . . . . . 282,  
308, 319, 564, 1251, 1927, 2088, 2165,  
2392, 2403, 2657, 2793, 2834, 2957,  
3014, 3032, 3090, 3108, 3184, 3244,  
3288, 3289, 3321, 3322, 3354, 3355,  
3391, 3435, 3505, 3549, 3563, 3590,  
4867–4869, 5053, 5064, 5075, 5103,  
5104, 5130, 5132, 5134, 5136
- \newcounter . . 526, 528, 562, 568, 1233, 1239,  
1912, 1926, 1930
- \newif . . . . . 35–77, 79,  
81, 83, 85, 87, 89–110, 132, 135, 136,  
138, 180, 235–237, 312, 342, 380, 519,  
2656, 2792, 2833, 2956, 3012, 3013,  
3088, 3089, 3183, 3243, 3287, 3302,  
3335, 3390, 3434, 3456, 3522, 3540,  
3548, 3819–3822, 5030–5034, 5036
- \newlength . . . . . 9, 1260, 1932
- \newread . . . . . 326, 373
- \newwrite . . . . . 8, 519
- newzealand.mld . . . . . **492**
- ngerman.mld . . . . . **493**



- ngermanb.mld ..... **492, 493**  
 ngermanb2.mld ..... **493**  
 nocheckfiles ..... **31, 50**  
 \nocite ..... 419, 712  
 nohints ..... **49**  
 \noindent .. 644, 714, 782, 1395, 1468, 1543,  
 1997, 2063, 2130  
 nolistfiles ..... **49**  
 \nomlfpagenumbers 430, 443, 449, 1082, 4985  
 \nomlfrule ..... 2564, 4967  
 \nomltpagenumbers 436, 443, 449, 455, 1083,  
 4985  
 \nomltrule ..... 2564, 4967  
 \nomtcpagenumbers .. 394, 443, 1081, 1336,  
 4985  
 \nomtcrule ..... 1080, 1335, 2564, 4967  
 \noopsort ..... 420, 713  
 \noslfpagenumbers ..... 430, 454, 4985  
 \noslfrule ..... 2564, 4967  
 \nosltpagenumbers ..... 436, 460, 4985  
 \nosltrule ..... 2564, 4967  
 \noptcpagenumbers ..... 416, 448, 4985  
 \noptcrule ..... 1079, 2564, 4967  
 \normalcolor ..... 861  
 \normalfont ..... 203, 208, 861, 1347, 1357  
 \normalsize .. 1276–1278, 1628, 1631, 1634,  
 1674, 1677, 1680, 2055, 2056, 2060,  
 2061, 2064, 2065  
 norsk.mld ..... **494**  
 norsk2.mld ..... **495**  
 \noslfpagenumbers ..... 430, 452, 4985  
 \noslfrule ..... 2564, 4967  
 \nosltpagenumbers ..... 436, 458, 4985  
 \nosltrule ..... 2564, 4967  
 \nostcpagenumbers ..... 406, 446, 4985  
 \nostcrule ..... 2564, 4967  
 notoccite ..... **48, 249**  
 \numberline ..... 1109, 2189  
 \nun ..... 5935, 5939, 5943, 6386, 6393, 6400  
 nynorsk.mld ..... **495**  
 nynorsk2.mld ..... **496**
- O**
- \oe ..... 1956, 1986  
 \openin ..... 1043, 1112, 1173  
 \openout ..... 263,  
 267, 340, 520, 981, 1012, 1059, 1090,  
 1127, 1151, 1188, 1692, 1706, 1781,  
 1805, 1843, 1867, 1905, 2321, 2339,  
 2392, 2418, 2453, 2479, 2514, 4672
- P**
- \PackageError ..... 5127  
 \PackageInfo ..... 5127  
 \PackageWarning ..... 5127  
 \PackageWarningNoLine ..... 5127  
 \pagebreak .. 677, 749, 817, 1430, 1504, 1579,  
 2030, 2097, 2165  
 \pagenumbering ..... 2224, 2230  
 \pageref ..... 2470  
 \pagestyle ..... 1423  
 \paragraph 920, 942, 962, 990, 994, 1194, 1216,  
 1235, 1268, 1709, 2323  
 \paragraph@mtcck ..... 2710  
 \parbox ..... 1391, 2408  
 \parsep ..... 601, 1348, 1959  
 \parskip .. 9, 1348, 1389, 1462, 1537, 1991,  
 2057, 2124  
 part ..... **246, 247**  
 \part ..... 1, 183, 186,  
 191, 272, 289, 293, 299, 535, 540, 627,  
 830, 832, 948, 1005, 1094, 1222, 1275,  
 1574, 1590, 1603, 1624, 1670, 1679,  
 1792, 1802, 1854, 3378, 3394, 3422,  
 3438, 4006, 4717  
 \part@mtcck .. 2705, 2732, 2740, 2746, 2752,  
 2761, 2768  
 \partbegin .. 1, 1305, 1586, 1782, 1844, 1906,  
 4876  
 \partend .... 1586, 1771, 1834, 1896, 4876  
 \partlof .. 1, 541, 628, 834, 950, 1008, 1096,  
 1224, 1289, 1359, 1432, 4120, 4208,  
 4295, 4745, 4883  
 \partlof@ ..... 874, 1432, 1433  
 \partlof@mtcck ..... 2699, 2723  
 partlofdepth ..... **297, 306**  
 \partlot ..... 1, 541,  
 628, 835, 951, 1010, 1097, 1289, 1359,  
 1506, 4129, 4217, 4306, 4745, 4883  
 \partlot@ ..... 874, 1506, 1507  
 \partlot@mtcck ..... 2702, 2727  
 partlotdepth ..... **297, 309**  
 \partopsep ..... 605, 1348, 1958  
 \parttoc ..... 1,  
 30, 184, 189, 194, 290, 294, 300, 541,  
 628, 833, 949, 1006, 1095, 1223, 1276,  
 1289, 1359, 1577, 1591, 1604, 1626,  
 1629, 1632, 1635, 1672, 1675, 1678,  
 1681, 4111, 4199, 4284, 4745, 4883  
 \parttoc@ ..... 874, 1359, 1360  
 \parttoc@mtcck ..... 2696, 2717  
 parttocdepth ..... **31, 297, 303**  
 \pchapter ..... 1581, 1709, 4902  
 \pfill ..... 316, 523  
 placeins ..... **49, 50, 245**  
 \PLF@ ..... 1830, 1834  
 \PLF@contentsline ..... 1792, 1833, 1834  
 \PLF@explist ..... 1790, 1816

- \PLF@line ..... 1828, 1830
- \PLF@list ..... 1787, 1790, 1816, 1834
- \PLF@lof ..... 1790, 1817, 1834
- \PLF@loop ..... 1787, 1817
- \PLF@next ..... 1603, 1787, 1816
- \plf@pgno ..... 453, 454, 1490
- \PLF@read ..... 1817, 1828, 1834
- \plf@rule 555, 1465, 1501, 2573, 2576, 2579
- \plf@setform ..... 1490, 2926
- \PLF@test ..... 1830, 1832, 1834
- \PLF@WriteContentsLine ..... 1792
- \plfdotsep ..... 2901, 2929, 2949, 2954
- \plffont ... 1, 1262, 1275, 1462, 1662, 4913
- \plfname ..... 1792, 1795
- \plfpagenumbers ..... 430, 453, 462, 4985
- \plfpnumwidth ..... 2883, 2927, 2947, 2952
- \plfrule ..... 2564, 4967
- \plfSfont ..... 1, 1262, 1275, 1663, 4913
- \plftitle ..... 1, 1447, 1453, 1465, 3590, 4633, 5202, 5216, 5237, 5258, 5276, 5294, 5316, 5345, 5362, 5379, 5397, 5413, 5429, 5445, 5461, 5478, 5499, 5522, 5554, 5578, 5594, 5629, 5667, 5686, 5703, 5726, 5743, 5760, 5779, 5809, 5826, 5847, 5863, 5896, 5936, 5953, 5970, 5991, 6010, 6043, 6076, 6091, 6108, 6123, 6141, 6162, 6166, 6202, 6242, 6279, 6387, 6414, 6457, 6479, 6504, 6521, 6539, 6557, 6640, 6641, 6661, 6678, 6697, 6719, 6736, 6760, 6777, 6794, 6815, 6838, 6855, 6879, 6908, 6923, 6942, 6958, 6981, 6997, 7010, 7029, 7047, 7068, 7085, 7103, 7136, 7157, 7197, 7239, 7269, 7337, 7354, 7371, 7391, 7413, 7430, 7451, 7466, 7482, 7503, 7520, 7537, 7561, 7608, 7626, 7653, 7674, 7689, 7704, 7719
- \plftocrmarg ..... 2892, 2928, 2948, 2953
- \PLT@ ..... 1892, 1896
- \PLT@contentsline ..... 1854, 1895, 1896
- \PLT@explist ..... 1852, 1878
- \PLT@line ..... 1890, 1892
- \PLT@list ..... 1849, 1852, 1878, 1896
- \PLT@loop ..... 1849, 1879
- \PLT@lot ..... 1852, 1879, 1896
- \PLT@next ..... 1607, 1849, 1878, 2234
- \plt@pgno ..... 459, 460, 1565
- \PLT@read ..... 1879, 1890, 1896
- \plt@rule 555, 1544, 1577, 2582, 2585, 2588
- \plt@setform ..... 1565, 2941
- \PLT@test ..... 1892, 1894, 1896
- \PLT@WriteContentsLine ..... 1854
- \pltdotsep ..... 2901, 2944
- \pltfont ... 1, 1262, 1275, 1537, 1664, 4913
- \pltname ..... 1854, 1857
- \pltpagenumbers ..... 436, 459, 462, 4985
- \pltpnumwidth ..... 2883, 2942
- \pltrule ..... 2564, 4967
- \pltSfont ..... 1, 1262, 1275, 1665, 4913
- \plttitle ..... 1, 1522, 1528, 1544, 3590, 4633, 5202, 5217, 5238, 5259, 5277, 5295, 5317, 5346, 5363, 5380, 5398, 5414, 5430, 5446, 5462, 5479, 5500, 5525, 5556, 5579, 5595, 5630, 5668, 5687, 5704, 5727, 5744, 5761, 5782, 5810, 5827, 5848, 5866, 5898, 5937, 5954, 5971, 5992, 6013, 6046, 6077, 6092, 6109, 6124, 6142, 6206, 6246, 6280, 6389, 6417, 6458, 6480, 6505, 6522, 6540, 6558, 6662, 6679, 6698, 6720, 6737, 6761, 6778, 6795, 6816, 6839, 6856, 6880, 6909, 6924, 6943, 6959, 6982, 6998, 7011, 7030, 7048, 7069, 7086, 7104, 7121, 7122, 7137, 7161, 7201, 7242, 7270, 7338, 7355, 7372, 7393, 7414, 7431, 7452, 7467, 7483, 7504, 7521, 7538, 7562, 7610, 7627, 7654, 7675, 7690, 7705, 7720
- \plttocrmarg ..... 2892, 2943
- pmk ..... 224
- polish.mld ..... 496
- polish2.mld ..... 497
- polski.mld ..... 497
- portuges.mld ..... 498
- portuguese.mld ..... 498
- \printindex ..... 1, 424, 717
- \ProcessOptions ..... 4656
- \ProcessOptions\* ..... 4656
- \protect ..... 1
- \providecommand ... 1865, 2053, 2054, 2062, 2063, 3590, 4633, 4736
- \ProvidesFile . 4762, 5203, 5207, 5211, 5228, 5232, 5249, 5253, 5270, 5288, 5307, 5311, 5328, 5332, 5336, 5340, 5357, 5374, 5391, 5409, 5425, 5441, 5457, 5473, 5490, 5494, 5511, 5515, 5548, 5574, 5590, 5606, 5610, 5614, 5619, 5624, 5641, 5651, 5662, 5679, 5698, 5715, 5738, 5755, 5772, 5795, 5821, 5838, 5842, 5859, 5887, 5892, 5914, 5923, 5932, 5948, 5965, 5982, 5986, 6003, 6026, 6059, 6063, 6067, 6071, 6088, 6103, 6120, 6135, 6153, 6193, 6233, 6273, 6291, 6303, 6316, 6328, 6340, 6349, 6361, 6373, 6382, 6407, 6442, 6446, 6469, 6473, 6491, 6495, 6499, 6516, 6533, 6551, 6569, 6578,

- 6590, 6602, 6614, 6627, 6636, 6652,  
6656, 6673, 6690, 6709, 6713, 6731,  
6748, 6755, 6772, 6789, 6806, 6810,  
6827, 6833, 6850, 6867, 6871, 6875,  
6891, 6895, 6899, 6903, 6920, 6935,  
6954, 6970, 6989, 7005, 7022, 7041,  
7059, 7063, 7080, 7097, 7115, 7133,  
7148, 7188, 7228, 7265, 7281, 7290,  
7300, 7308, 7316, 7324, 7332, 7349,  
7366, 7383, 7408, 7425, 7442, 7463,  
7478, 7494, 7515, 7532, 7549, 7556,  
7573, 7577, 7581, 7585, 7589, 7596,  
7620, 7638, 7642, 7649, 7665, 7669,  
7686, 7701, 7716
- \ProvidesPackage . . . . . 2, 4766, 5128, 5141  
\ps@chapterverso . . . . . 1846, 1855  
\ps@empty . . . . . 1846, 1855  
\psect . . . . . 1581, 4902  
ptc . . . . . **256, 297, 310**  
\PTC@ . . . . . 1767, 1771  
\PTC@contentsline . . . . . 1679, 1770, 1771  
\PTC@explist . . . . . 1677, 1753  
\PTC@line . . . . . 1765, 1767  
\PTC@list . . . . . 1674, 1677, 1753, 1771  
\PTC@loop . . . . . 1674, 1754  
\PTC@next . . . . . 1599, 1674, 1753  
\ptc@pgno . . . . . 447, 448, 1413  
\PTC@read . . . . . 1754, 1765, 1771  
\ptc@rule 1257, 1397, 1427, 1576, 2564, 2567,  
2570  
\ptc@setform . . . . . 1413, 2911  
\ptc@spart . . . . . 1586  
\PTC@test . . . . . 1767, 1769  
\PTC@toc . . . . . 1677, 1754, 1771  
\ptc@verse . . . . . 1348  
ptc@verse (environment) . . 1348, 1411, 1413,  
1484, 1490, 1559, 1565, 2911, 2926,  
2941  
\ptcCfont . . . . . 1, 1275, 4913  
\ptcdotsep . . . . . 2901, 2914  
\ptcfont . . . 1, 1262, 1275, 1389, 1658–1665,  
4913  
\ptcindent . . 1260, 1348, 1406, 1479, 1554,  
4774  
\ptcname . . . . . 1679, 1696  
\ptcpagenumbers . . . . . 416, 447, 462, 4985  
\ptcPfont . . . . . 1, 1262, 1275, 1660, 4913  
\ptcPnumwidth . . . . . 2883, 2912  
\ptcrule . . . . . 2564, 4967  
\ptcSfont . . . . . 1, 1262, 1275, 4913  
\ptcSPfont . . . . . 1, 1262, 1275, 1661, 4913  
\ptcSSfont . . . . . 1, 1262, 1275, 1658, 4913  
\ptcSSSfont . . . . . 1, 1262, 1275, 1659, 4913  
\ptctitle . . . . . 1, 1374, 1380,  
1397, 3590, 4633, 5202, 5215, 5236,  
5257, 5275, 5293, 5315, 5344, 5361,  
5378, 5396, 5412, 5428, 5444, 5460,  
5477, 5498, 5520, 5552, 5577, 5593,  
5628, 5666, 5685, 5702, 5725, 5742,  
5759, 5776, 5808, 5825, 5846, 5862,  
5895, 5935, 5952, 5969, 5990, 6007,  
6040, 6075, 6090, 6107, 6122, 6140,  
6159, 6199, 6239, 6278, 6385, 6411,  
6456, 6478, 6503, 6520, 6538, 6556,  
6639, 6660, 6677, 6696, 6718, 6735,  
6759, 6776, 6793, 6814, 6837, 6854,  
6878, 6907, 6922, 6941, 6957, 6980,  
6996, 7009, 7028, 7046, 7067, 7084,  
7102, 7120, 7135, 7154, 7194, 7233,  
7236, 7268, 7336, 7353, 7370, 7389,  
7412, 7429, 7447, 7449, 7465, 7481,  
7499, 7501, 7519, 7536, 7560, 7607,  
7625, 7652, 7673, 7688, 7703, 7718  
\ptctocrmarg . . . . . 2892, 2913  
\ptifont . . 1, 1262, 1275, 1299, 1313, 1327,  
1397, 1465, 1544, 4913
- ## Q
- \qaf . . . . . 5294, 5295, 5298, 5299, 5302, 5303  
\quad . . . . . 1350, 2435, 2445, 2450, 2460  
quotchap . . . . . **50, 72, 251, 400**  
\qva . . . . . 5726, 5730, 5734, 6457, 6461, 6465
- ## R
- \r@mti . . . . . 590, 628, 698, 766, 910, 929, 948  
\r@pti . . 1289, 1313, 1380, 1453, 1528, 1614,  
1633, 1652  
\r@sti . . 1943, 1981, 2048, 2115, 2241, 2260,  
2279  
\ra . . . . . 5293, 5297, 5301, 5935, 5939, 5943  
\raggedbottom . . . . . 817, 1070  
\raggedright 638, 708, 776, 1307, 1357, 1389,  
1462, 1537, 1873, 1991, 2057, 2124,  
2193  
\re . . . . . 5725, 5729, 5733, 6456, 6460, 6464  
\read . 238, 326, 1055, 1123, 1184, 1766, 1829,  
1891, 2380, 2441, 2502  
README . . . . . **224**  
\ref . . . . . 1955, 2207, 2470–2474, 2477, 2480  
\refstepcounter . . . . . 2189, 5168  
\removelastskip . . . . . 12  
\renewcommand . . . . . 187, 188, 192,  
193, 208, 812, 814, 1065–1067, 1338,  
1402, 1407, 1421, 1430, 1431, 1872,  
2055, 2056, 2064, 2065, 2159, 5146  
report . . . . . **257, 258**  
\RequirePackage . . 2, 205, 4657, 4663, 4769,  
5143

- `\reset@font` 369, 640, 647, 651, 710, 717, 721, 778, 785, 789, 1208, 1213, 1226, 1228, 1391, 1399, 1403, 1464, 1471, 1475, 1539, 1546, 1550, 1993, 2001, 2005, 2059, 2066, 2071, 2126, 2133, 2138
- `\resh` . . . . 6387–6389, 6394–6396, 6401–6403
- `\rightmargin` . 610, 656, 726, 794, 1357, 1408, 1481, 1556, 1963, 2010, 2076, 2143
- `\rmfamily` . . . . 578, 579, 588, 589, 812, 1263, 1264, 1273, 1276–1278, 1287, 1628, 1674, 1933, 1934, 1942, 2064, 2065, 2171–2175, 2177–2180
- `rmk` . . . . . 225
- `\Roman` . . . 5778, 5781, 5784, 5807, 6009, 6012, 6015, 6039
- `romanian.mld` . . . . . 499
- `romanian2.mld` . . . . . 499
- `romanian3.mld` . . . . . 500
- `romannum` . . . . . 50, 72, 251, 400
- `\rs` . . . . . 5725, 5729, 5733, 6456, 6460, 6464
- `\ru` . . . . . 2392, 2416
- `rubber@rubber` . . . . . 58
- `\rule` . . . . . 330, 334, 338, 681, 1258, 1374, 1383, 1931, 2570–2572, 2579–2581, 2588–2590
- `russian-cca.mld` . . . . . 504
- `russian-cca.mlo` . . . . . 504
- `russian-cca1.mld` . . . . . 505
- `russian-cca1.mlo` . . . . . 505
- `russian-lh.mld` . . . . . 505
- `russian-lh.mlo` . . . . . 505
- `russian-lhcyralt.mld` . . . . . 506
- `russian-lhcyralt.mlo` . . . . . 506
- `russian-lhcyrkoi.mld` . . . . . 506
- `russian-lhcyrkoi.mlo` . . . . . 506
- `russian-lhcyrwin.mld` . . . . . 507
- `russian-lhcyrwin.mlo` . . . . . 507
- `russian.mld` . . . . . 500
- `russian2m.mld` . . . . . 501
- `russian2o.mld` . . . . . 502
- `russianb.mld` . . . . . 503
- `russianc.mld` . . . . . 504
- S**
- `samepage` . . . . . 302, 305, 308
- `samepage (environment)` . . . . . 628, 672, 698, 745, 766, 813, 1380, 1427, 1453, 1501, 1528, 1576, 1981, 2027, 2048, 2094, 2115, 2162
- `samin.mld` . . . . . 507
- `\scan@allowedtrue` . . . . . 313, 520
- `\chapter` . . . . . 1, 2166
- `scottish.mld` . . . . . 508
- `scartcl` . . . . . 49
- `scrbook` . . . . . 49, 123
- `scrreprt` . . . . . 49
- `\scshape` . 2055, 2056, 2060, 2061, 2064–2066
- `\sectbegin` . . 2218, 2383, 2444, 2505, 4876
- `\sectend` . . . . 2218, 2383, 2444, 2505, 4876
- `section` . . . . . 50, 246, 247
- `\section` . 1, 289, 305, 830, 994, 1709, 2179, 2306, 2403, 2464, 4006, 4044, 4723
- `\section@mtcck` . . . . 2707, 2754, 2763, 2770
- `\sectionfont` . . . . . 1873
- `\sectlof` . . . . . 1, 545, 605, 632, 694, 726, 748, 840, 907, 936, 955, 981, 1016, 1035, 2031, 4099, 4178, 4266, 4365, 4756, 4895
- `\sectlof@` . . . . . 884, 2031, 2032
- `\sectlof@mtcck` . . . . . 2701, 2760
- `sectlofdepth` . . . . . 322, 329
- `\sectlot` . . . . . 1, 545, 605, 632, 694, 726, 748, 1036, 1710, 1730, 2098, 4099, 4187, 4275, 4376, 4756, 4895
- `\sectlot@` . . . . . 884, 2098, 2099
- `\sectlot@mtcck` . . . . . 2704, 2767
- `sectlotdepth` . . . . . 322, 331
- `sectsty` . . . . . 50, 67, 245, 250, 398
- `\secttoc` . . . . . 1, 545, 605, 632, 694, 726, 748, 839, 905, 936, 953, 954, 980, 1015, 1034, 1965, 2368, 2377, 4169, 4257, 4354, 4756, 4895
- `\secttoc@` . . . . . 884, 1965, 1966
- `\secttoc@mtcck` . . . . . 2698, 2751
- `secttocdepth` . . . . . 31, 322, 326
- `\seen` 5293, 5297, 5301, 5935–5937, 5939–5941, 5943–5945
- `\selectlanguage` . . . . . 6752, 7593, 7646
- `serbian.mld` . . . . . 508
- `serbianc.mld` . . . . . 509
- `\setcounter` 1, 1233, 1239, 1599, 1603, 1607, 1912, 3264, 3288, 3302, 3335, 3506
- `\setvruler` . . . . . 180
- `\sf` . . . . . 814, 1067
- `\sffamily` . . . . . 1350, 1352, 1359, 1871
- `sfheaders` . . . . . 50, 72, 251, 400
- `\sh` . . . . . 5577, 5581, 5585
- `\sheen` . . . 5294, 5298, 5302, 5936, 5940, 5944
- `\shin` . . . . 6387, 6389, 6394, 6396, 6401, 6403
- `shorttext` . . . . . 50, 56
- `\sixt@@n` . . . . . 326
- `\SLF@` . . . . . 2442, 2444
- `\SLF@contentsline` . . . . . 2403, 2444
- `\SLF@explist` . . . . . 2401, 2428
- `\SLF@line` . . . . . 2440
- `\SLF@list` . . . . . 2398, 2401, 2428, 2444
- `\SLF@lof` . . . . . 2401, 2429, 2444
- `\SLF@loop` . . . . . 2398, 2429

- \SLF@next ..... 2230, 2398, 2428
- \slf@pgno ..... 451, 452, 2085
- \SLF@read ..... 2429, 2440, 2444
- \slf@rule . 555, 2062, 2095, 2575, 2578, 2581
- \slf@setform ..... 2085, 2936
- \SLF@test ..... 2440, 2444
- \slfdotsep ..... 2901, 2939
- \slffont ..... 1, 1933, 2057, 4936
- \slflotrmarg ..... 2892
- \slfname ..... 2403, 2408
- \slfpagenumbers ..... 430, 451, 462, 4985
- \slfpnumwidth ..... 2883, 2937
- \slfrule ..... 2564, 4967
- \slfSfont ..... 1, 1933, 4936
- \slftitle ..... 1, 2046, 2048, 2062, 3590, 4633, 5202, 5224, 5245, 5266, 5284, 5302, 5324, 5353, 5370, 5387, 5405, 5421, 5437, 5453, 5469, 5486, 5507, 5540, 5568, 5586, 5602, 5637, 5675, 5694, 5711, 5734, 5751, 5768, 5791, 5817, 5834, 5855, 5879, 5908, 5944, 5961, 5978, 5999, 6022, 6055, 6084, 6099, 6116, 6131, 6149, 6184, 6188, 6224, 6264, 6287, 6401, 6434, 6465, 6487, 6512, 6529, 6547, 6565, 6648, 6649, 6669, 6686, 6705, 6727, 6744, 6768, 6785, 6802, 6823, 6846, 6863, 6887, 6916, 6931, 6950, 6966, 6985, 7001, 7018, 7037, 7055, 7076, 7093, 7111, 7144, 7179, 7219, 7257, 7277, 7345, 7362, 7379, 7403, 7421, 7438, 7459, 7474, 7490, 7511, 7528, 7545, 7569, 7614, 7634, 7661, 7682, 7697, 7712, 7727
- \slftocrmarg ..... 2897, 2938
- \sloppy ..... 836, 1098
- slovak.mld ..... **509**
- slovene.mld ..... **510**
- \slshape ..... 589, 2172, 2174, 2177, 2179
- \SLT@ ..... 2503, 2505
- \SLT@contentsline ..... 2464, 2505
- \SLT@explist ..... 2462, 2489
- \SLT@line ..... 2501
- \SLT@list ..... 2459, 2462, 2489, 2505
- \SLT@loop ..... 2459, 2490
- \SLT@lot ..... 2462, 2490, 2505
- \SLT@next ..... 2237, 2459, 2489
- \slt@pgno ..... 457, 458, 2152
- \SLT@read ..... 2490, 2501, 2505
- \slt@rule . 555, 2131, 2163, 2584, 2587, 2590
- \slt@setform ..... 2152, 2951
- \SLT@test ..... 2501, 2505
- \sltdotsep ..... 2901
- \sltfont ..... 1, 1933, 2124, 4936
- \sltlotrmarg ..... 2892
- \sltname ..... 2464, 2469
- \sltpagenumbers ..... 436, 457, 462, 4985
- \sltpnumwidth ..... 2883
- \sltrule ..... 2564, 4967
- \sltSfont ..... 1, 1933, 4936
- \sltttitle ..... 1, 2113, 2115, 2129, 3590, 4633, 5202, 5225, 5246, 5267, 5285, 5303, 5325, 5354, 5371, 5388, 5406, 5422, 5438, 5454, 5470, 5487, 5508, 5543, 5570, 5587, 5603, 5638, 5676, 5695, 5712, 5735, 5752, 5769, 5792, 5818, 5835, 5856, 5882, 5910, 5945, 5962, 5979, 6000, 6023, 6056, 6085, 6100, 6117, 6132, 6150, 6228, 6268, 6288, 6403, 6437, 6466, 6488, 6513, 6530, 6548, 6566, 6670, 6687, 6706, 6728, 6745, 6769, 6786, 6803, 6824, 6847, 6864, 6888, 6917, 6932, 6951, 6967, 6986, 7002, 7019, 7038, 7056, 7077, 7094, 7112, 7129, 7130, 7145, 7183, 7223, 7260, 7278, 7346, 7363, 7380, 7405, 7422, 7439, 7460, 7475, 7491, 7512, 7529, 7546, 7570, 7616, 7635, 7662, 7683, 7698, 7713, 7728
- \slttocrmarg ..... 2900
- spanish.mld ..... **449, 510**
- spanish2.mld ..... **511**
- spanish3.mld ..... **512**
- spanish4.mld ..... **512**
- \spart ..... 1
- \star ..... 1402, 1407
- \starchapter ..... 895, 1012, 1733
- \starparagraph ..... 1026, 1733, 2354
- \starpert ..... 1694
- \starsection ..... 1026, 1733, 2179, 2339
- \starsubparagraph ..... 1026, 1733, 2354
- \starsubsection ..... 1026, 1733, 2354
- \starsubsubsection ..... 1026, 1733, 2354
- stc ..... **257, 258, 322**
- \STC@ ..... 2381, 2383
- \STC@contentsline ..... 2306, 2383
- \STC@explist ..... 2304, 2367
- \STC@line ..... 2379, 2381
- \STC@list ..... 2301, 2304, 2367, 2383
- \STC@loop ..... 2301, 2368
- \STC@next ..... 2226, 2301, 2367
- \stc@pgno ..... 445, 446, 2015
- \STC@read ..... 2368, 2379, 2383
- \stc@rule ... 1920, 1996, 2027, 2094, 2129, 2162, 2566, 2569, 2572
- \stc@sect ..... 2218
- \stc@setform ..... 2015, 2921
- \STC@test ..... 2381, 2383

- `\STC@toc` ..... 2304, 2368, 2383  
`\stc@verse` ..... 1954  
`stc@verse (environment)` .. 1954, 2013, 2015,  
 2079, 2085, 2146, 2152, 2921, 2936,  
 2951  
`\stcdotsep` ..... 2901, 2924  
`\stcfont` ..... 1, 812, 1933, 1991, 4936  
`\stcindent` 810, 1920, 1962, 2008, 2074, 2141,  
 2359, 4770  
`\stclotrmarg` ..... 2892  
`\stcname` ..... 2306, 2311, 2339  
`\stcpagenumbers` .... 406, 445, 462, 4985  
`\stcPfont` ..... 1, 815, 1933, 4936  
`\stcpnumwidth` ..... 2883, 2922  
`\stcPSfont` ..... 1  
`\stcrule` ..... 2564, 4967  
`\stcSPfont` ..... 815, 1933, 4936  
`\stcSSfont` ..... 1, 814, 1933, 4936  
`\stcSSSfont` ..... 1, 815, 1933, 4936  
`\stctitle` ..... 1, 1981, 1996, 3590, 4633,  
 5202, 5223, 5244, 5265, 5283, 5301,  
 5323, 5352, 5369, 5386, 5404, 5420,  
 5436, 5452, 5468, 5485, 5506, 5538,  
 5566, 5585, 5601, 5636, 5674, 5693,  
 5710, 5733, 5750, 5767, 5790, 5816,  
 5833, 5854, 5878, 5907, 5943, 5960,  
 5977, 5998, 6021, 6054, 6083, 6098,  
 6115, 6130, 6148, 6181, 6221, 6261,  
 6286, 6399, 6431, 6464, 6486, 6511,  
 6528, 6546, 6564, 6647, 6668, 6685,  
 6704, 6726, 6743, 6767, 6784, 6801,  
 6822, 6845, 6862, 6886, 6915, 6930,  
 6949, 6965, 6984, 7000, 7017, 7036,  
 7054, 7075, 7092, 7110, 7128, 7143,  
 7176, 7216, 7255, 7276, 7344, 7361,  
 7378, 7401, 7420, 7437, 7458, 7473,  
 7489, 7510, 7527, 7544, 7568, 7613,  
 7633, 7660, 7681, 7696, 7711, 7726  
`\stctocrmarg` ..... 2894, 2923  
`\stepcounter` ..... 272, 305, 317, 532, 980,  
 1012, 1089, 1150, 1586, 1681, 1695,  
 1734, 1794, 1856, 2309, 2339, 2406,  
 2467  
`\stifont` ... 1, 1933, 1996, 2062, 2129, 4936  
`subfig` ..... **31, 366**  
`\subfigbottomskip` ..... 2167, 2197  
`\subfigcapskip` ..... 2478  
`\subfigtopskip` ..... 2166, 2197  
`subfigure` ..... **31**  
`\subfigure` ..... 1102,  
 1807, 2195, 2198, 2200, 2420, 2431,  
 2436, 2441, 2446, 2451, 2456, 2461  
`\subfigure@mtcck` .. 2714, 2719, 2729, 2735,  
 2749, 2756, 2772  
`\subparagraph` 922, 944, 964, 994, 1000, 1270,  
 1709, 2323  
`\subparagraph@mtcck` ..... 2711  
`\subref` ..... 2471–2474  
`\subsection` 546, 555, 606, 615, 633, 642, 695,  
 704, 727, 736, 749, 758, 842, 844, 846,  
 848, 851, 853, 855, 857, 859, 861, 863,  
 865, 867, 869, 871, 873, 875, 877, 879,  
 881, 883, 885, 887, 889, 891, 893, 895,  
 897, 899, 901, 909, 931, 938, 946, 958,  
 974, 986, 994, 1002, 1017, 1019, 1021,  
 1030, 1038, 1040, 1042, 1044, 1163,  
 1190, 1210, 1231, 1257, 1473, 1478,  
 1490, 1495, 1530, 1641, 1643, 1647,  
 1649, 1687, 1689, 1693, 1695, 1709,  
 1894, 1913, 1932, 1939, 1949, 1953,  
 1965, 1971, 1982, 1989, 1995, 2323,  
 2369, 2374, 2378, 2383  
`\subsection@mtcck` ..... 2708  
`\subsubsection` ..... 624, 625,  
 918, 940, 960, 988, 994, 1192, 1213,  
 1233, 1259, 1709, 1917, 1922, 1927,  
 1976, 2000, 2006, 2011, 2323, 2370,  
 2372, 2379, 2381  
`\subsubsection@mtcck` ..... 2709  
`\subtable` ..... 1163, 1869, 2481  
`\subtable@mtcck` ... 2715, 2721, 2725, 2737,  
 2743, 2758, 2765  
`\sv@chapter` ..... 820  
`\sv@minilof@` ..... 864  
`\sv@minilot@` ..... 864  
`\sv@minitoc@` ..... 864  
`\sv@part` ..... 1586  
`\sv@partlof@` ..... 874  
`\sv@partlot@` ..... 874  
`\sv@parttoc@` ..... 874  
`\sv@sect` ..... 2172, 2178  
`\sv@sectlof@` ..... 884  
`\sv@sectlot@` ..... 884  
`\sv@secttoc@` ..... 884  
`\sv@spart` ..... 1586  
`swedish.mld` ..... **513**  
`swedish2.mld` ..... **513**

## T

T ..... **279**`\taa` ..... 5935–5937, 5939–5941, 5943–5945`\table` ..... 1163, 1869, 2481
`\table@mtcck` .. 2713, 2720, 2724, 2736, 2742,  
 2757, 2764

`\tableofcontents` .... 1, 11, 206, 230, 299,  
 325, 534, 776, 829, 1090, 1513, 1573,  
 1623, 1669, 1800, 1881, 2027, 2071,

- 2091, 2182, 2226, 2280, 2309, 4068,  
4286, 4321, 4356
- tabular (environment) . . . 628, 698, 766, 1397,  
1465, 1544, 1996, 2062, 2129
- \tav .6385, 6387, 6389, 6390, 6392, 6394, 6396,  
6397, 6399, 6401, 6403, 6404
- TDS . . . . . **219**
- \testtemp . . . . . 2391, 2393–2396, 2399
- \tet . . . . . 6390, 6397, 6404
- \textheight . . . . . 2356
- \textit . . . . . 1377
- \textsc . . . 357, 1875, 1889, 1891, 1946, 1958,  
2088
- \textsf . . . . . 354
- \textsl . . . . . 357, 566, 653
- \textsuperscript . . . . . 1865
- \texttt . . . 381, 485, 487, 493, 495, 501, 503, 588,  
677
- \textwidth . . . . . 2354
- \tf@mtc 8, 235, 340, 967, 977, 981, 1012, 1059,  
1090, 1127, 1151, 1188, 1204, 1224,  
1671, 1679, 1705, 1706, 1780, 1781,  
1792, 1804, 1805, 1842, 1843, 1854,  
1866, 1867, 1904, 1905, 2298, 2306,  
2320, 2321, 2351, 2352, 2391, 2392,  
2403, 2417, 2418, 2452, 2453, 2464,  
2478, 2479, 2513, 2514, 4666, 4902
- thai.ldf . . . . . **514**
- thai.mld . . . . . **514**
- thai.mlo . . . . . **514**
- thaicjk.ldf . . . . . **514**
- thailatex . . . . . **219, 514**
- \The@mtc . . . 555, 616, 618, 686, 688, 754, 756
- \thechapter . . . . . 1350, 1431, 5188, 5191
- \themtc 555, 977, 981, 1012, 1087, 1090, 1148,  
1151
- \Thepart . . . . . 1239, 1360, 1433, 1507
- \theptc . . . 1239, 1679, 1698, 1699, 1702, 1703,  
1792, 1797, 1798, 1801, 1802, 1854,  
1859, 1860, 1863, 1864
- \thesection . . . . . 1430, 1431, 1872
- \thestc . . . . . 1966, 2032, 2099, 2156,  
2306, 2313, 2314, 2317, 2318, 2339,  
2403, 2410, 2411, 2414, 2415, 2464,  
2471, 2472, 2475, 2476
- \thispageminilofstyle . . . . 497, 696, 5012
- \thispageminilotstyle . . . . 497, 764, 5012
- \thispageminitocstyle . . . . 497, 626, 5012
- \thispagepartlofstyle . . . . 497, 1447, 5003
- \thispagepartlotstyle . . . . 497, 1522, 5003
- \thispageparttocstyle . . . . 497, 1374, 5003
- \thispagesectlofstyle . . . . 497, 2045, 5021
- \thispagesectlotstyle . . . . 497, 2112, 5021
- \thispagesecttocstyle . . . . 497, 1979, 5021
- \thispagestyle . . . . . 497
- tight . . . . . **39, 59, 249, 271, 301**
- \tightmtcfalse . . . . . 1, 135, 3511, 5031
- \tightmtctrue . . . . . 1, 3510
- \title . . . . . 1874
- titlesec . . . . . **49**
- titletoc . . . . . **49**
- tmk . . . . . **220, 225**
- tocbibind . . . . . **47, 49, 89, 94, 98**
- tocdepth . . . . . **274, 277**
- \toclevel@chapter . . . . . 147
- \toclevel@paragraph . . . . . 151
- \toclevel@part . . . . . 146
- \toclevel@section . . . . . 148
- \toclevel@starchapter . . . . . 147
- \toclevel@starparagraph . . . . . 151
- \toclevel@starpart . . . . . 146
- \toclevel@starsection . . . . . 148
- \toclevel@starsubparagraph . . . . . 152
- \toclevel@starsubsection . . . . . 149
- \toclevel@starsubsubsection . . . . . 150
- \toclevel@subparagraph . . . . . 152
- \toclevel@subsection . . . . . 149
- \toclevel@subsubsection . . . . . 150
- \toclevel@xchapter . . . . . 143
- \toclevel@xpart . . . . . 142
- \toclevel@xsect . . . . . 144
- \toclevel@xsection . . . . . 145
- tocloft . . . . . **49, 61**
- TODO . . . . . **224**
- \topsep . . . . . 601, 1348
- \ttfamily . . . . . 1631, 1634, 1677, 1680
- turkish.mld . . . . . **514**
- U**
- uighur.mld . . . . . **515**
- uighur2.mld . . . . . **515**
- uighur3.mld . . . . . **515**
- UKenglish.mld . . . . . **515**
- ukraine.mld . . . . . **516**
- ukrainian.mld . . . . . **516**
- undotted . . . . . **59**
- \undottedmtcfalse . . . . . 380, 3517, 5033
- \undottedmtctrue . . . . . 3516
- \unhcopy . . . . . 332, 336
- \unitlength . . . 912, 925, 967, 993, 1024, 1178,  
1184, 1197, 1238, 1262, 1287
- \unpenalty . . . . . 339
- unsrt . . . . . **48**
- uppersorbian.mld . . . . . **517**
- \upshape . . . . . 578,  
579, 588, 812, 1263, 1264, 1273, 1276–  
1278, 1287, 1628, 1631, 1634, 1674,

1677, 1680, 1933, 1934, 1942, 2171, 2173, 2175, 2178, 2180  
`\url` . . . . . 488, 496, 504  
`USenglish.mld` . . . . . **517**  
`\usepackage` . . . . . 1, 3–5, 54, 116,  
176–178, 200, 201, 222–224, 226, 274–  
279, 308–310, 318, 319, 517, 525, 526,  
771, 772, 805–807, 1058–1061, 1313,  
1315–1322, 1332, 1333, 1510, 1561–  
1564, 1617–1619, 1655–1657, 1702,  
1703, 1749, 1750, 1795, 1796, 1857–  
1864, 2019–2022, 2024, 2052, 2058,  
2059, 2085, 2087, 2157, 2162, 2163,  
2218–2222, 2263, 2304, 2305, 2358,  
2388–2390, 5049  
`usorbian.mld` . . . . . **517**

## V

`\value` 118, 4385, 5776, 5779, 5782, 5799, 6007,  
6010, 6013, 6030, 6040, 6043, 6046  
`varsects` . . . . . **50, 69, 250, 399**  
`\vav` . 6385, 6388, 6390, 6392, 6395, 6397, 6399,  
6402, 6404  
`\vbox` . . . . . 2196, 2199, 2201, 2405, 2412  
`\vfil` . . . . . 2196, 2199, 2201, 2406, 2411  
`\vfill` . . . . . 1378, 1395  
`vietnam.mld` . . . . . **518**  
`vietnam.sty` . . . . . **518**  
`vietnamese.mld` . . . . . **518**  
`\vref` . . . . . 2210, 2211  
`\vrule` . . . . . 2397, 2398, 2400

## W

`\waw` . . . . . 5295, 5299, 5303, 5937, 5941, 5945  
`welsh.mld` . . . . . **519**  
`while.tip` . . . . . **254**  
`\write` . . . . . 340, 1204, 1224

## X

`\xalx` . . . . 7268–7270, 7272–7274, 7276–7278,  
7718–7720, 7722–7724, 7726–7728  
`xalx.mld` . . . . . **483, 519**  
`xalx2.mld` . . . . . **520**  
`xalx3.mld` . . . . . **520**  
`xchapter` . . . . . **259**  
`\xchapter` . . . . . 818, 1086, 1147, 4902  
`xmk` . . . . . **225**  
`xpart` . . . . . **256**  
`\xpart` . . . . . 1239, 1793, 1855, 4902  
`xsect` . . . . . **258**  
`\xsect` . . . . . 2166, 2405, 2466, 4902  
`\xsection` . . . . . 2166

## Y

`\ya` . . . . . 5936, 5937, 5940, 5941, 5944, 5945