

Example for fullpage floats

Herbert Voß

April 1, 2019

Contents

1 Heading on Level 1 (section)	1	5.3 Example for list (description) . . .	5
1.1 Heading on Level 2 (subsection)	2	5.3.1 Example for list (4*description)	6
1.1.1 Heading on Level 3 (subsubsection)	2	6 Heading on Level 1 (section)	6
2 Lists	2	6.1 Heading on Level 2 (subsection)	6
2.1 Example for list (itemize) . . .	2	6.1.1 Heading on Level 3 (subsubsection)	7
2.1.1 Example for list (4*itemize)	2	7 Lists	7
2.2 Example for list (enumerate) .	2	7.1 Example for list (itemize) . . .	7
2.2.1 Example for list (4*enumerate)	3	7.1.1 Example for list (4*itemize)	8
2.3 Example for list (description) .	3	7.2 Example for list (enumerate) .	8
2.3.1 Example for list (4*description)	3	7.2.1 Example for list (4*enumerate)	8
3 File multi-default2s2c	3	7.3 Example for list (description) .	8
4 Heading on Level 1 (section)	4	7.3.1 Example for list (4*description)	8
4.1 Heading on Level 2 (subsection)	4	1 Heading on Level 1 (section)	
4.1.1 Heading on Level 3 (subsubsection)	4	Hello, here is some text without a meaning.	
5 Lists	5	This text should show what a printed text will	
5.1 Example for list (itemize) . . .	5	look like at this place. If you read this text,	
5.1.1 Example for list (4*itemize)	5	you will get no information. Really? Is there	
5.2 Example for list (enumerate) .	5	no information? Is there a difference between	
5.2.1 Example for list (4*enumerate)	5	this text and some nonsense like “Huardest gef-	
		burn”? Kjift – not at all! A blind text like this	
		gives you information about the selected font,	
		how the letters are written and an impression	
		of the look. This text should contain all letters	
		of the alphabet and it should be written in of	

the original language. There is no need for special content, but the length of words should match the language.

1.1 Heading on Level 2 (subsection)

Hello, here is some text without a meaning. This text should show what a printed text will look like at this place. If you read this text, you will get no information. Really? Is there no information? Is there a difference between this text and some nonsense like “Huardest gefburn”? Kjift – not at all! A blind text like this gives you information about the selected font, how the letters are written and an impression of the look. This text should contain all letters of the alphabet and it should be written in of the original language. There is no need for special content, but the length of words should match the language.

1.1.1 Heading on Level 3 (subsubsection)

Hello, here is some text without a meaning. This text should show what a printed text will look like at this place. If you read this text, you will get no information. Really? Is there no information? Is there a difference between this text and some nonsense like “Huardest gefburn”? Kjift – not at all! A blind text like this gives you information about the selected font, how the letters are written and an impression of the look. This text should contain all letters of the alphabet and it should be written in of the original language. There is no need for special content, but the length of words should match the language.

Heading on Level 4 (paragraph) Hello, here is some text without a meaning. This text should show what a printed text will look like at this place. If you read this text, you will get no information. Really? Is there no information? Is there a difference between this text

and some nonsense like “Huardest gefburn”? Kjift – not at all! A blind text like this gives you information about the selected font, how the letters are written and an impression of the look. This text should contain all letters of the alphabet and it should be written in of the original language. There is no need for special content, but the length of words should match the language.

2 Lists

2.1 Example for list (itemize)

- First item in a list
- Second item in a list
- Third item in a list
- Fourth item in a list
- Fifth item in a list

2.1.1 Example for list (4*itemize)

- First item in a list
 - First item in a list
 - * First item in a list
 - First item in a list
 - Second item in a list
 - * Second item in a list
 - Second item in a list
- Second item in a list

2.2 Example for list (enumerate)

1. First item in a list
2. Second item in a list
3. Third item in a list
4. Fourth item in a list
5. Fifth item in a list

2.2.1 Example for list (4*enumerate)

1. First item in a list
 - a) First item in a list
 - i. First item in a list
 - A. First item in a list
 - B. Second item in a list
 - ii. Second item in a list
 - b) Second item in a list
2. Second item in a list

2.3 Example for list (description)

First item in a list

Second item in a list

Third item in a list

Fourth item in a list

Fifth item in a list

2.3.1 Example for list (4*description)

First item in a list

First item in a list

First item in a list

First item in a list

Second item in a list

Second item in a list

Second item in a list

Second item in a list

3 File multi-default2s2c

The multi images~\vref{multi:demo0} has a caption~\vpageref{multi:demo0-cap}.


The fullpage multifloat 1 on the following page has a caption on the current page.

```
\captionsetup{singlelinecheck=false}
\hvfFloat[fullpage,multiFloat]%
+{figure}{\includegraphics[height=0.4\
    textheight]{rose}}%% no 1
[Short caption A]%
{A Caption A of a "fullpage" object, which
follows on the left or
right column. This can be an even or odd
page. And some more text which has no
real meaning because it fills only the space
for a long caption.}%
{multi:demo0}%
+{table}{\begin{tabular}{lr}\hline
    % no 2
    Linksbündig & Rechtsbündig\\
    L            & R            \\
    left         & right         \\
    \multicolumn{2}{c}{Multicolumn}\\
    \hline
    \end{tabular}}%
[Short Caption B]%
{A Caption B of a "fullpage" object, which
follows on the left or
right column. This can be an even or odd
page.}%
}%
+{figure}{\includegraphics[height=0.4\
    textheight]{rose}}%% no 3
{A Caption C of a "fullpage" object, which
follows on the left or
right column.}%
{multi:demo1}
```


Figure 1: A Caption A of a “fullpage” object, which follows on the left or right column. This can be an even or odd page. And some more text which has no real meaning because it fills only the space for a long caption.

Table 1: A Caption B of a “fullpage” object, which follows on the left or right column. This can be an even or odd page.

Figure 2: A Caption C of a “fullpage” object, which follows on the left or right column.



Linksbündig	Rechtsbündig
L	R
left	right
Multicolumn	



4 Heading on Level 1 (section)

Hello, here is some text without a meaning. This text should show what a printed text will look like at this place. If you read this text, you will get no information. Really? Is there no information? Is there a difference between this text and some nonsense like “Huardest gef-burn”? Kjift – not at all! A blind text like this gives you information about the selected font, how the letters are written and an impression of the look. This text should contain all letters of the alphabet and it should be written in of the original language. There is no need for special content, but the length of words should match the language.

4.1 Heading on Level 2 (subsection)

Hello, here is some text without a meaning. This text should show what a printed text will look like at this place. If you read this text, you will get no information. Really? Is there no information? Is there a difference between this text and some nonsense like “Huardest gef-burn”? Kjift – not at all! A blind text like this gives you information about the selected font, how the letters are written and an impression of the look. This text should contain all letters of the alphabet and it should be written in of the original language. There is no need for special content, but the length of words should match the language.

4.1.1 Heading on Level 3 (subsubsection)

Hello, here is some text without a meaning. This text should show what a printed text will look like at this place. If you read this text, you will get no information. Really? Is there no information? Is there a difference between this text and some nonsense like “Huardest gef-burn”? Kjift – not at all! A blind text like this gives you information about the selected font,

how the letters are written and an impression of the look. This text should contain all letters of the alphabet and it should be written in of the original language. There is no need for special content, but the length of words should match the language.

Heading on Level 4 (paragraph) Hello, here is some text without a meaning. This text should show what a printed text will look like at this place. If you read this text, you will get no information. Really? Is there no information? Is there a difference between this text and some nonsense like “Huardest gefburn”? Kjift – not at all! A blind text like this gives you information about the selected font, how the letters are written and an impression of the look. This text should contain all letters of the alphabet and it should be written in of the original language. There is no need for special content, but the length of words should match the language.

5 Lists

5.1 Example for list (itemize)

- First item in a list
- Second item in a list
- Third item in a list
- Fourth item in a list
- Fifth item in a list

5.1.1 Example for list (4*itemize)

- First item in a list
 - First item in a list
 - * First item in a list
 - First item in a list
 - Second item in a list

* Second item in a list

– Second item in a list

- Second item in a list

5.2 Example for list (enumerate)

1. First item in a list
2. Second item in a list
3. Third item in a list
4. Fourth item in a list
5. Fifth item in a list

5.2.1 Example for list (4*enumerate)

1. First item in a list
 - a) First item in a list
 - i. First item in a list
 - A. First item in a list
 - B. Second item in a list
 - ii. Second item in a list
 - b) Second item in a list
2. Second item in a list

5.3 Example for list (description)

First item in a list

Second item in a list

Third item in a list

Fourth item in a list

Fifth item in a list

5.3.1 Example for list (4*description)

First item in a list

First item in a list

First item in a list

First item in a list

Second item in a list

Second item in a list

Second item in a list

Second item in a list

```
\captionsetup{singlelinecheck=false}
\hvFloat[fullpage,multiFloat]%
+{figure}{\includegraphics[height=0.4\
  textheight]{rose}}%% no 1
[Short caption A]%
{A Caption A of a "fullpage" object, which
  follows on the left or
  right column. This can be an even or odd
  page. And some more text which has no
  real meaning because it fills only the space
  for a long caption.}%
{multi:demo2}%
+{table}{\begin{tabular}{lr}\hline
  % no 2
  Linksbündig & Rechtsbündig\\
  L & R & \\
  left & right & \\
  \multicolumn{2}{c}{Multicolumn}\\
  \hline
  \end{tabular}}%
[Short Caption B]%
{A Caption B of a "fullpage" object, which
  follows on the left or
  right column. This can be an even or odd
  page.}%
{}%
+{figure}{\includegraphics[height=0.4\
  textheight]{rose}}%% no 3
{A Caption C of a "fullpage" object, which
  follows on the left or
  right column.}%
{multi:demo3}
```

6 Heading on Level 1 (section)

Hello, here is some text without a meaning. This text should show what a printed text will look like at this place. If you read this text, you will get no information. Really? Is there no information? Is there a difference between this text and some nonsense like "Huardest gef-burn"? Kjift – not at all! A blind text like this gives you information about the selected font, how the letters are written and an impression of the look. This text should contain all letters of the alphabet and it should be written in of the original language. There is no need for special content, but the length of words should match the language.


6.1 Heading on Level 2 (subsection)

Hello, here is some text without a meaning. This text should show what a printed text will look like at this place. If you read this text, you will get no information. Really? Is there no information? Is there a difference between this text and some nonsense like "Huardest gef-burn"? Kjift – not at all! A blind text like this gives you information about the selected font, how the letters are written and an impression of the look. This text should contain all letters of the alphabet and it should be written in of

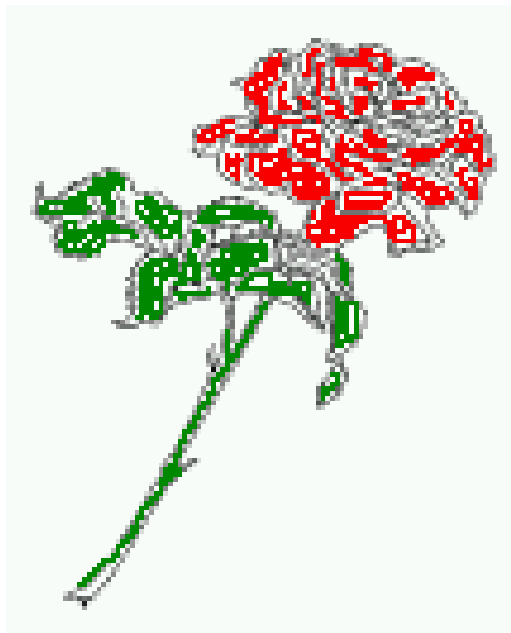
Figure 3: A Caption A of a "fullpage" object, which follows on the left or right column. This can be an even or odd page. And some more text which has no real meaning because it fills only the space for a long caption.

Table 2: A Caption B of a "fullpage" object, which follows on the left or right column. This can be an even or odd page.

Figure 4: A Caption C of a "fullpage" object, which follows on the left or right column.



Linksbündig	Rechtsbündig
L	R
left	right
Multicolumn	



the original language. There is no need for special content, but the length of words should match the language.

6.1.1 Heading on Level 3 (subsubsection)

Hello, here is some text without a meaning. This text should show what a printed text will look like at this place. If you read this text, you will get no information. Really? Is there no information? Is there a difference between this text and some nonsense like “Huardest gefburn”? Kjift – not at all! A blind text like this gives you information about the selected font, how the letters are written and an impression of the look. This text should contain all letters of the alphabet and it should be written in of the original language. There is no need for special content, but the length of words should match the language.

Heading on Level 4 (paragraph) Hello, here is some text without a meaning. This text should show what a printed text will look like at this place. If you read this text, you will get no information. Really? Is there no information? Is there a difference between this text and some nonsense like “Huardest gefburn”? Kjift – not at all! A blind text like this gives you information about the selected font, how the letters are written and an impression of the look. This text should contain all letters of the alphabet and it should be written in of the original language. There is no need for special content, but the length of words should match the language.

7 Lists

7.1 Example for list (itemize)

- First item in a list
- Second item in a list

- Third item in a list
- Fourth item in a list
- Fifth item in a list

7.1.1 Example for list (4*itemize)

- First item in a list
 - First item in a list
 - * First item in a list
 - First item in a list
 - Second item in a list
 - * Second item in a list
 - Second item in a list
- Second item in a list

7.2 Example for list (enumerate)

1. First item in a list
2. Second item in a list
3. Third item in a list
4. Fourth item in a list
5. Fifth item in a list

7.2.1 Example for list (4*enumerate)

1. First item in a list
 - a) First item in a list
 - i. First item in a list
 - A. First item in a list
 - B. Second item in a list
 - ii. Second item in a list
 - b) Second item in a list
2. Second item in a list

7.3 Example for list (description)

First item in a list

Second item in a list

Third item in a list

Fourth item in a list

Fifth item in a list

7.3.1 Example for list (4*description)

First item in a list

First item in a list

First item in a list

Second item in a list

Second item in a list

Second item in a list

Second item in a list

Hello, here is some text without a meaning. This text should show what a printed text will look like at this place. If you read this text, you will get no information. Really? Is there no information? Is there a difference between this text and some nonsense like “Huardest gefburn”? Kjift – not at all! A blind text like this gives you information about the selected font, how the letters are written and an impression of the look. This text should contain all letters of the alphabet and it should be written in of the original language. There is no need for special content, but the length of words should match the language.

This is the second paragraph. Hello, here is some text without a meaning. This text should show what a printed text will look like at this place. If you read this text, you will get no information. Really? Is there no information? Is there a difference between this text and some nonsense like “Huardest gefburn”? Kjift – not

at all! A blind text like this gives you information about the selected font, how the letters are written and an impression of the look. This text should contain all letters of the alphabet and it should be written in of the original language. There is no need for special content, but the length of words should match the language.

And after the second paragraph follows the third paragraph. Hello, here is some text without a meaning. This text should show what a printed text will look like at this place. If you read this text, you will get no information. Really? Is there no information? Is there a difference between this text and some nonsense like “Huardest gefburn”? Kjift – not at all! A blind text like this gives you information about the selected font, how the letters are written and an impression of the look. This text should contain all letters of the alphabet and it should be written in of the original language. There is no need for special content, but the length of words should match the language.

After this fourth paragraph, we start a new paragraph sequence. Hello, here is some text without a meaning. This text should show what a printed text will look like at this place. If you read this text, you will get no information. Really? Is there no information? Is there a difference between this text and some nonsense like “Huardest gefburn”? Kjift – not at all! A blind text like this gives you information about the selected font, how the letters are written and an impression of the look. This text should contain all letters of the alphabet and it should be written in of the original language. There is no need for special content, but the length of words should match the language.

Hello, here is some text without a meaning. This text should show what a printed text will look like at this place. If you read this text, you will get no information. Really? Is there no information? Is there a difference between this text and some nonsense like “Huardest gefburn”? Kjift – not at all! A blind text like this

gives you information about the selected font, how the letters are written and an impression of the look. This text should contain all letters of the alphabet and it should be written in of the original language. There is no need for special content, but the length of words should match the language.

Hello, here is some text without a meaning. This text should show what a printed text will look like at this place. If you read this text, you will get no information. Really? Is there no information? Is there a difference between this text and some nonsense like “Huardest gefburn”? Kjift – not at all! A blind text like this gives you information about the selected font, how the letters are written and an impression of the look. This text should contain all letters of the alphabet and it should be written in of the original language. There is no need for special content, but the length of words should match the language.