

# The etextools package

An e-TeX package providing useful tools for LaTeX Users  
and package Writers

Florent CHERVET      Version 2.0

[florent.chervet@free.fr](mailto:florent.chervet@free.fr)      15 août 2009

## Contents

<b>1 Introduction</b>	<b>2</b>	<b>5.4 Converting lists of tokens to etoolbox-lists . . . . .</b>	<b>7</b>
1.1 Motivation . . . . .	2	<b>5.5 Removing elements from etoolbox-lists . . . . .</b>	<b>7</b>
1.2 Purely Expandable macros	2	<b>5.6 Index of an element in a list</b>	<b>8</b>
1.3 The example file . . . . .	2	<b>5.7 Extract by index from a list</b>	<b>9</b>
1.4 Requirements . . . . .	2	<b>6 Vectorized \futurelet</b>	<b>9</b>
1.5 Acknowledgements – Thank You ! . . . . .	2		
<b>All User Commands</b>		<b>LaTeX code</b>	
<b>2 Expansion control</b>	<b>3</b>	<b>7 Implementation</b>	<b>10</b>
<b>3 Characters and Strings</b>	<b>4</b>	7.1 Package identification . .	10
<b>4 Fully expandable macros with options</b>	<b>5</b>	7.2 Requirements . . . . .	10
<b>5 Lists management</b>	<b>6</b>	7.3 A few (7) “helper” macros	11
5.1 The Command-List Parser	6	7.4 Expansion control . . . .	11
5.2 Loops into lists . . . . .	6	7.5 Character and Strings . .	12
5.3 Converting csv lists to etoolbox-lists . . . . .	7	7.6 Purely expandable macros with options . . . . .	13
		7.7 Example . . . . .	19
		<b>8 Revision history</b>	<b>23</b>

## ❖ Abstract ❖

The etextools package is based on the etex and etoolbox packages and defines more tools for LaTeX Users or package Writers. Before using this package, it is highly recommended to read the documentation (of this package and...) of the etoolbox package.

This package requires the etex package from David Carlisle and the etoolbox package from Philipp Lehman. Both of them are available on CTAN under the /latex/contrib/ directory <sup>1</sup>.

The main contributions of this package are :

- the `\expandnext` macro and the `\ifempty` and `\xifempty` macros
- the ability to define fully expandable macros with parameter and/or star version (with a small restriction) – see `\FE@testopt`, `\FE@ifstar`
- a Command-List Parser constructor that uses this new feature : command-list parsers are fully expandable: `\csvloop`, `\listloop`, `\toksloop` and more...
- four macros that are lacking from the etoolbox package for removing elements from lists : `\listdel` and `\listgdel`, `\listedel`, `\listxdel`
- get the index of an item in a list: `\getlistindex` and `\xgetlistindex` and conversely the item at a given position in a list: `\getlistitem`
- a vectorized form of `\futurelet`: `\collecttoks` is a standard token scanner.

<sup>1</sup>This documentation is produced with the ltxdockit classe and package by Philipp Lehman using the DocStrip utility.

→ To get the documentation, run (twice): `pdflatex etextools.dtx`

→ To get the package, run: `etex etextools.dtx`

The .dtx file is embeded in this pdf thank to embedfile by H. Oberdiek.

# 1 Introduction

## 1.1 Motivation

The first motivation for this package was to define a list-parser macro:

- just like the `\docsvlist` and `\dolistloop` macros from `etoolbox`
- fully expandable (i. e., in an `\edef`)
- that take the auxiliary command(s) (`\do` in `etexttools`) as an optional argument.

As a result, a method for defining fully expandable macros with optional parameter is built here.

## 1.2 Purely Expandable macros



The fully expandable (or purely expandable) commands defined in this package can be easily spotted with the special marker displayed here in the margin for information.



Go directly to the implementation of a command by clicking on the symbol displayed here in the margin for information.



Now from the implementation, you can return to the description section just by clicking on the symbol displayed here in the margin for information.

## 1.3 The example file

The example file provided with `etexttools` illustrates the macros defined here.

## 1.4 Requirements

This package requires the packages `etex` package by David Carlisle and `etoolbox` by Philipp Lehman.

## 1.5 Acknowledgements – Thank You !

Thanks to Philipp Lehman for the `etoolbox` package (and also for this nice class of documentation). Much of my work on lists are based on his work and package.

# All User Commands

## 2 Expansion control

**`\expandnext`** $\{\langle ctoken \rangle\}\{\langle first\ parameter\ of\ ctoken \rangle\}$



We often want a control sequence to be expanded after its first argument. For example, if you want to test if a command `\foo` has a blank replacement text you will say:

```
\expandafter\ifblank\expandafter{\foo}{\true part}{\false part}
```

With `\expandnext` you'll just have to say:

```
\expandnext\ifblank{\foo}{\true part}{\false part}
```

Now observe the following game :

```
\def\foo{foo}      →      \def\Foo{\foo}  ←
\def\F0o{\Foo}     →      \def\F00{\F0o}  ←
\def\fool{\F00}
```

Guess how many `\expandafter` are needed to test “`\ifblank{foo}`” directly from `\fool` ???

`\expandnext` solves this problem : `\fool` has 5 degrees of expansion until it expands to “foo”, therefore exactly 5 `\expandnext` are required. The solution is:

```
\expandnext\expandnext\expandnext\expandnext\expandnext\ifblank{\fool}
```

Other example: suppose you want to define a macro `\detokenizecs{\langle csname \rangle}` that expands to the detokenized content of `\csname \langle csname \rangle\endcsname`. Without `\expandnext` you will have to say:

```
\expandafter\expandafter\expandafter\detokenize
\expandafter\expandafter\expandafter{\csname \langle csname \rangle\endcsname}
```

**six** `\expandafter(s)`. With `\expandnext` you just have to say:

```
\expandnext\expandnext\detokenize{\csname #1\endcsname}
```

**`\noexpandcs`** $\{\langle csname \rangle\}$



In an expansion context (`\edef`) we often want a control sequence whose name results from the expansion of some macros and/or other tokens to be created, but not expanded at that point. Roughly:

```
\edef{\noexpandcs{<balanced text to be expanded as a cs-name>}}
```

will expand to: `\cs-name` but this (new) control sequence itself will not be expanded. A typical use is shown in the following code:

```
→ \edef\abc{\noexpandcs{abc@ \@gobblescape\controlword}}
→ if equivalent to: \def\abc{\abc@controlword}.
```

`\noexpandcs` may be abbreviated f.ex. in `\#1` in `\edef` that take place in a group.


**`\noexpandafter`**




`\noexpandafter` only means `\noexpand\expandafter` and is shorter to type.

This command is used in the definition of `\DeclareCmdListParser`.


### 3 Characters and Strings


**`\ifempty`** $\langle string \rangle$  $\langle true \rangle$  $\langle false \rangle$  

 `\ifempty` is similar to `\ifblank` but it test if a string is really empty (it shall not contain any character nor spaces). To test if the replacement text of a macro is empty, one may use `\ifempty` in conjunction with `\expandnext`:

`\expandnext\ifempty{\macro}  $\langle true \rangle$  $\langle false \rangle$`


`\ifempty` is based on `\detokenize` and accept anything in its argument.


**`\xifempty`** $\langle string \text{ or } cs\text{-token} \rangle$  $\langle true \rangle$  $\langle false \rangle$  


pdfTeX  `\xifempty` is similar to `\ifempty` but the argument is expanded during comparison.

`\def\x{\@empty}\def\y{}`  
`\xifempty{\x\y}  $\langle true \rangle$  $\langle false \rangle$`


The macro is based on the `\pdfstrcmp` primitive.

**`\ifnotempty`** $\langle string \rangle$  $\langle true \rangle$  $\langle false \rangle$  


 `\ifnotempty` reverses the test of `\ifempty`

**`\xifblank`** $\langle string \rangle$  $\langle true \rangle$  $\langle false \rangle$  

`\xifblank` is similar to `\ifblank` except that the  $\langle string \rangle$  is first expanded with `\protected@edef`.

**`\iffirstchar`** $\langle string1 \rangle$  $\langle string2 \rangle$  $\langle true \rangle$  $\langle false \rangle$  

**`\iffirstchar`** $\langle \rangle$  $\langle string \rangle$  $\langle true \rangle$  $\langle false \rangle$

 `\iffirstchar` compares the character codes of the **first** characters of each  $\langle string \rangle$ . The comparison is *catcode agnostic* and the macro is fully expandable. Neither  $\langle string1 \rangle$  nor  $\langle string2 \rangle$  is expanded before comparison. Example:

`\iffirstchar *{*hello*}{begins with a star}{begins with something else}`

Alternatively, you may use the `\ifstrmatch` test.

There is a “special” use of this command when one want to test if a  $\langle string \rangle$  begins with an *escape* character (`\`) one may say:


`\iffirstchar \@backslashchar{ $\langle string \rangle$ }` or even easier:  
`\iffirstchar {}{ $\langle string \rangle$ }`


Please note that the tests:

`\iffirstchar { $\langle whatever string1 is \rangle$ }`

and: `\iffirstchar {}{}`

are **always expanded into**  $\langle false \rangle$  (for consistency with the shortcut-test for `\@backslashchar`).


**`\ifsinglechar`** $\langle string1 \rangle$  $\langle string2 \rangle$  $\langle true \rangle$  $\langle false \rangle$  

 `\ifsinglechar` performs the test `\iffirstchar` but only if  $\langle string2 \rangle$  has one single character.

Note that there is a small difference if you run on pdfTeX or on another system:

pdfTeX (use <code>\pdfstrcmp</code> )	Other
<code>\ifsinglechar *{<math>\_*</math>}</code> is <b>false</b>	<code>\ifsinglechar *{<math>\_*</math>}</code> is <b>true</b>

But: `\ifsinglechar *{ $\_*$ }` is **always false**.

**`\iflastchar`** $\langle string1 \rangle$  $\langle string2 \rangle$  $\langle true \rangle$  $\langle false \rangle$  

`\iflastchar` compares the end of  $\langle string2 \rangle$  with the totality of  $\langle string1 \rangle$  ( $\langle string1 \rangle$  is not necessarily a single character but the macro has been designed for this purpose first, hence the name).

`\iflastchar` is NOT purely expandable (use `\ifstrmatch` for purely expandable test).

`\ifstrcmp`{ $\langle string1 \rangle$ }{ $\langle string2 \rangle$ }{ $\langle true \rangle$ }{ $\langle false \rangle$ }




pdfTeX  `\ifstrcmp` is the L<sup>A</sup>T<sub>E</sub>X form of `\pdfstrcmp` primitive.

Neither  $\langle string1 \rangle$  nor  $\langle string2 \rangle$  is expanded during comparison. The comparison is *catcode agnostic* (use of `\detokenize`).

`\ifstrmatch`{ $\langle pattern \rangle$ }{ $\langle string \rangle$ }{ $\langle true \rangle$ }{ $\langle false \rangle$ }



pdfTeX  `\ifstrmatch` is based on the `\pdfmatch` primitive that implements POSIX-regex.

You can test the last character of a string in a purely expandable way by:

`\ifstrmatch{[*]$}{ $\langle string \rangle$ }`

for example to test `*`.

## 4 Fully expandable macros with options

Now with the macro `\ifsinglechar` it becomes possible to write fully expandable macros with an option, **provided that this macro has at least one non-optional argument**, as far as we don't use `\futurelet` nor any assignation. The “trick” is the following:


```
\def\MacroWithOption#1{\ifsinglechar[#1]
                        {\MacroHasOption[]
                        {\MacroNoOption{#1}}}}
\def\MacroHasOption[#1]#2...  definition
\def\MacroNoOption#1...      definition
```

Moreover (in the style of `\@testopt`):

```
\def\MacroWithOption#1{\ifsinglechar[#1]
                        {\MacroHasOption#1}
                        {\MacroHasOption[default]{#1}}}
```

`\FE@testopt`{ $\langle argument to be tested \rangle$ }{ $\langle commands \rangle$ }{ $\langle default option \rangle$ }



 `\FE@testopt` mimics the behaviour of `\@testopt` but is Fully Expandable (FE) and can be used as follow:


```
\def\MacroWithOption#1{\FE@testopt{#1}\MacroHasOption{default}}
```

Note that `\MacroWithOption` **must have at least one mandatory argument**.

`\FE@testopt` is used in the definition of `\DeclareCmdListParser`.

`\FE@ifstar`{ $\langle argument to be tested \rangle$ }{ $\langle star-commands \rangle$ }{ $\langle non-star commands \rangle$ }




 Similarly, it becomes possible to mimic the behaviour of `\@ifstar` but in a fully expandable (FE) way. `\FE@ifstar` can be used as follow :

```
\def\StarOrNotCommand#1{\FE@ifstar{#1}
                        {\StarredCommand}
                        {\NotStarredCommand}}
```

Remember that `\StarredCommand` and `\NotStarredCommand` **must have at least one mandatory argument**.

`\FE@ifstar` is used in the definitions of `\DeclareCmdListParser`, `\csvloop`, `\listloop` and `\toksloop`.

`\FE@ifchar`{ $\langle Variant Mark Character \rangle$ }{ $\langle argument to be tested \rangle$ }{ $\langle special-commands \rangle$ }{ $\langle normal-commands \rangle$ }

 As a generalisation of `\FE@ifstar` etextools provides `\FE@ifchar` for use with other variants than the star-form.

For example, to define a ‘+’ variant:

```
\def\SpecialMacro#1{\FE@ifchar+{#1}
                    {\SpecialFormMacro}
                    {\NormalFormMacro}}
```

`\SpecialMacro` must have at least one mandatory argument.

## 5 Lists management

### 5.1 The Command-List Parser

The `etoolbox` package provides a way to define list parsers a fully expandable macros: the list parser is able to expand the auxiliary command `\do` on each item of a list.

Here we provide a `\DeclareCmdListParser` macro that is compatible and slightly different, because the auxiliary command is not necessarily `\do`. Such a command-list-parser is fully expandable.

The idea is that if `\csvloop` has been defined as a command-parser then, thank to the fully expandable macro `\FE@testopt` we can call for expansion:

```
\csvloop*{item,item,...} as a shortcut for \csvloop*[\do]{item,...}
or: \csvloop*[\listadd\mylist]{item,item,...}
```

for example to convert the csv-list into internal `etoolbox` list.

The star-form of `\csvloop` will be explained below.

`\DeclareCmdListParser`{*command*}{*separator*}



`\DeclareCmdListParser` acts in the same way as `etoolbox-\DeclareListParser` and the command-list-parser are sensitive to the category code of the *separator* (*which-is-not-necessarily-a-single-character-and-shall-not-be-a-&-with-a-catcode-of-3*).

A Command-List-Parser is then defined as a purely expandable macro. It has a *star form* for the case of the list given is already expanded, and a *normal form* if the list is given as a macro name.

You may then use the following syntaxes:

```
\CmdListParser\mylist
\CmdListParser*{item<sep>item<sep>item}
\CmdListParser[\Commands]\mylist
or: \CmdListParser*[\Commands]{item<sep>item<sep>item}
```

### 5.2 Loops into lists

Now we have to declare two command-list-parsers : `\listloop` for `etoolbox` lists and `\csvloop` for comma-separated lists.

```
\csvloop[auxiliary commands]{csvlistmacro}
```

```
\csvloop*[auxiliary commands]{item,item,item,...}
```

```
\listloop[auxiliary commands]{listmacro}
```

```
\listloop*[auxiliary commands]{expanded list}
```

```
\toksloop[auxiliary commands]{tokenslistmacro}
```

```
\toksloop*[auxiliary commands]{list of tokens}
```



`\listloop` acts exactly as `etoolbox-\dolistloop` with an optional argument to change the default auxiliary command `\do` to apply to each item of the list :

```
\listloop\mylist is \listloop[\do]\mylist and is also \dolistloop\mylist
\csvloop\csvlist is \csvloop[\do]\csvlist and is also: ←
```

`\expandafter\docsvlist\expandafter{\csvlist}`

The token list is a list without delimiter.

### 5.3 Converting csv lists to etoolbox-lists

`\csvtolist{⟨listmacro⟩}{⟨csvlistmacro⟩}`

`\csvtolist*{⟨listmacro⟩}{⟨item,item,item...⟩}`

`\csvtolist` converts a comma separated list into an internal etoolbox list. It is useful to insert more than one item at a time in a list. Those macros are not fully expandable because of the redefinition of `⟨listmacro⟩` done by `\listadd...`

It's also the first application of the `\csvloop` macro just defined.



`\csvtolistadd{⟨listmacro⟩}{⟨csvlistmacro⟩}`

`\csvtolistadd*{⟨listmacro⟩}{⟨item,item,item...⟩}`

`\csvtolistadd` acts similarly but does not reset the `⟨listmacro⟩` to `\@empty`.



### 5.4 Converting lists of tokens to etoolbox-lists

`\tokstolist{⟨listmacro⟩}{⟨tokenslistmacro⟩}`

`\tokstolist*{⟨listmacro⟩}{⟨list of tokens⟩}`

`\tokstolist` converts a list of tokens (no separator) into an internal etoolbox list.

It's also the first application of the `\toksloop` macro just defined.



`\tokstolistadd{⟨listmacro⟩}{⟨tokslistmacro⟩}`

`\tokstolistadd*{⟨listmacro⟩}{⟨list of tokens⟩}`

`\tokstolistadd` acts similarly but does not reset the `⟨listmacro⟩` to `\@empty`.



### 5.5 Removing elements from etoolbox-lists

The etoolbox package provides `\listadd`, `\listgadd` and `\listxadd` commands to add items to a list. However, no command is designed to remove an element from a list.

`\listdel{⟨listmacro⟩}{⟨item⟩}`

`\listgdel{⟨listmacro⟩}{⟨item⟩}`

`\listedel{⟨listmacro⟩}{⟨item⟩}`

`\listxdel{⟨listmacro⟩}{⟨item⟩}`

The `\listdel` command removes the element `⟨item⟩` from the list `⟨listmacro⟩`. Note that the `⟨listmacro⟩` is redefined after deletion:

Commands `\listgdel` and `\listxdel` are similar, except that the assignment (i. e., the redefinition of the list) is global; for the latter, the `⟨item⟩` is first expanded using `\protected@edef`:





## 5.6 Index of an element in a list

### 5.6.1 etoolbox-lists

```
\getlistindex[\myindex]{\item}{\listmacro}
\xgetlistindex[\myindex]{\item}{\listmacro}
\getlistindex*[\myindex]{\item}{\list}
\xgetlistindex*[\myindex]{\item}{\list}
```



Sometimes it is interesting to know at which offset in a list lies a given item. `\getlistindex` answers to this question. `\xgetlistindex` does the same thing but expands the `\item` while looking for it in the list.

The comparison is *catcode agnostic*.

As for the command-list-parser, the star versions are designed in case the list (in the second argument) is already expanded.



When used on pdfTeX, `\pdfstrcmp` does the comparison and the macros are purely expandable:

- If `\item` is not found in the list, `\getlistindex` expands to 0
- If `\item` is found in first position then `\getlistindex` expands to 1 and so on.

Those macros are purely expandable only if `\pdfstrcmp` exists. Otherwise, the comparison is done with `etoolbox-\ifstrequal` and you shall use the optional argument to let the result in:

```
\getlistindex[\myindex]{\item}{\listmacro}
```

**N.B.** If `\myindex` is not a counter it is (possibly *re*-)defined as macro.

### 5.6.2 Comma-separated lists

```
\getcsvlistindex[\myindex]{\item}{\csvlistmacro}
\xgetcsvlistindex[\myindex]{\item}{\csvlistmacro}
\getcsvlistindex*[\myindex]{\item}{\item,item,item,...}
\xgetcsvlistindex*[\myindex]{\item}{\item,item,item,...}
```



This is the same as `\getlistindex` but for comma-separated lists.

As for the command-list-parser, the star versions are designed in case the list (in the second argument) is already expanded.



Those macros are purely expandable only if `\pdfstrcmp` exists.

Otherwise, use the optional argument to let the result in:

```
\getcsvlistindex*[\myindex]{\item}{\item,item,item...}
```

If `\myindex` is not a counter it is (possibly *re*-)defined as macro.

### 5.6.3 Lists of tokens

```
\gettokslistindex[\myindex]{\item}{\tokenslistmacro}
\gettokslistindex*[\myindex]{\item}{\list of tokens}
```



There is no x- version for those macros. They work in a different way: the comparison is done by `\ifx` and not `\pdfstrcmp`.



Therefore, `\gettokslistindex` is **always purely expandable**, but for symmetry reasons, the optional form:

`\gettokslistindex[\myindex]{\langle item \rangle}{\langle tokenslistmacro \rangle}`  
and:`\gettokslistindex*[\myindex]{\langle item \rangle}{\langle list of tokens \rangle}`  
are defined.

An interesting application is the following:

```
\ifcase \gettokslistindex*{R}{LORG}
    Not in the list: Error ?%
\or   Here it's L%
\or   Here it's O%
\or   Here it's R%
\or   Here it's G%
\fi
```

Please, refer to the examples...

## 5.7 Extract by index from a list

### 5.7.1 etoolbox-lists

`\getlistitem{\langle index [numexpr expression] \rangle}{\langle listmacro \rangle}`  
`\getlistitem*{\langle index [numexpr expression] \rangle}{\langle list \rangle}`



Now the reverse operation of “getting the index” is “getting the element” whose index is known. Note that this macro is fully expandable for we don’t have to compare the items (just count the loop using `\numexpr` – no counter). Therefore we use the fully expandable version of `\ifstar` : `\FE@ifstar` to keep the “fully-expand-ability” of the star-form as well:

- If the  $\langle index \rangle$  is in the range  $[1 \dots n]$  then the macro expands to  $\langle item \rangle_n$
- If the  $\langle index \rangle$  is non positive or  $> n$  then the macro expands to nothing (`\{\}`).

### 5.7.2 Comma-separated lists

`\getcsvglistitem{\langle index [numexpr expression] \rangle}{\langle csvlistmacro \rangle}`  
`\getcsvglistitem*{\langle index [numexpr expression] \rangle}{\langle item,item,item,... \rangle}`



This is the same as `\getlistitem` but for comma-separated lists.

### 5.7.3 Lists of tokens

`\gettokslistitem{\langle index [numexpr expression] \rangle}{\langle tokenslistmacro \rangle}`  
`\gettokslistitem*{\langle index [numexpr expression] \rangle}{\langle list of tokens \rangle}`



The same as `\getlistitem` for list of tokens.

## 6 Vectorized `\futurelet`

etextools defines a vectorized version of `\futurelet`. The idea is to say:

`\collecttoks\macro{\langle list of allowed tokens \rangle}{\langle commands to execute next \rangle}`

Then `\collecttoks` is a kind of simple scanner for tokens. It can be used to define an ***undelimited macro*** i.e., a macro that has no delimiter but whose content of arguments is restricted.

`\collecttoks{<cs-token>}{<list of tokens>}{<commands to expand after>}`



The macro `\collecttoks` will read the following tokens with `\futurelet`. If that token is in the allowed list, then it will append it to `\macro{<cs-token>}` and continue, scanning the tokens one after another.

Until it finds a token which is not in the list. Then it stops reading and execute the `<commands to expand>`. Those commands may use the `\macro` defined for analyse or whatever the user want.

As an application, it can be used to define an easy interface for `\hdashline` (the dashed lines in tabulars and arrays provided by the `arydshln` package): modifying `\hline` in order to give sense to the following:

```
\hline..    \hline--    \hline==    \hline.-    \hline.-. etc.
```

After having collected the allowed tokens with:

`\collecttoks\nexttokens{.-=}{<commands next>}` it is possible to test the pattern given using `\pdfstrcmp` and, for example, the `\switch` construction of the `boolexpr` package:

```
\switch[\pdfstrcmp{\nexttokens}]
\case{{. .}}\hdashline[parameters]%
\case{{--}}\hdashline[parameters]%
\case{{==}}\hdashline[parameters]%
\case{{.-.}}\hdashline[parameters]%
\otherwise \original@hline%
\endswitch
```

`\switch` is purely expandable.

If you replace `\pdfstrcmp` by `\ifstrequal`, `\switch` works but is not purely expandable.

See `boolexpr` ([CTAN:macros/latex/contrib/boolexpr/](http://CTAN:macros/latex/contrib/boolexpr/)) for more information on `\switch`.

# L<sup>A</sup>T<sub>E</sub>X code

## 7 Implementation

### 7.1 Package identification

```
1 \*package
2 \NeedsTeXFormat{LaTeX2e}[1996/12/01]
3 \ProvidesPackage{etextools}
4   [2009/08/15 v2t e-TeX more useful tools for LaTeX package writers]
5 \csname ettl@onlyonce\endcsname\let\etl@onlyonce\endinput
```

### 7.2 Requirements

This package requires the packages `etex` package by David Carlisle and `etoolbox` by Philipp Lehman.

```
6 \RequirePackage{etex,etoolbox}
```

Furthermore, the space token must have its natural catcode (10) all along this package.

```

7 \let\etl@AtEnd\@empty
8 \def\TMP@EnsureCode#1#2{%
9   \edef\etl@AtEnd{%
10     \etl@AtEnd
11     \catcode#1 \the\catcode#1\relax
12   }%
13   \catcode#1 #2\relax
14 }
15 \TMP@EnsureCode{32}{10}% space
16 \ifundef\pdfstrcmp{%
17   \TMP@EnsureCode{33}{9}% ! ignore
18   \TMP@EnsureCode{34}{14}% " comment
19 }{\TMP@EnsureCode{33}{14}% ! comment
20   \TMP@EnsureCode{34}{9}% " ignore
21 }
22 \AtEndOfPackage{\etl@AtEnd\undef\etl@AtEnd}

```

### 7.3 A few (7) “helper” macros

```

23 \long\def\etl@afterelse#1\else#2\fi{\fi#1}
24 \long\def\etl@afterfi#1\fi{\fi#1}
25 \long\def\etl@afterfifi#1\fi\fi{\fi\fi#1}
26 \long\def\etl@afterelsefi#1\else#2\fi\fi{\fi#1}
27 \long\def\etl@afterorfi#1\or#2\fi{\fi#1}

```

`\etl@ifstrcmp` Use of the pdfTeX primitive `\pdfstrcmp` and design a L<sup>A</sup>T<sub>E</sub>X form.

```

28 \def\etl@ifstrcmp#1#2{\csname @%
29   \ifnum\pdfstrcmp{#1}{#2}=0 first\else second\fi oftwo\endcsname}

```

`\@gobblescape` This sequence of command is very often used, even in `latex.ltx`. So it appears to be better to put it in a macro. It's aim is to reverse the mechanism of `\csname...\endcsname`:

```

30 \newcommand*\@gobblescape{\expandafter\@gobble\string}

```

May be we could do better, testing first if the next token is a control sequence...

```

31 \def\etl@onlypdfTeX#1#2{\ifundef{#1}
32   {\def#2{\PackageError{etextools}{\string#1\space primitive not found\MessageBreak
33     pdfTeX seems not to be running}
34     {\string#2\space works only if used with pdfTeX (requires \string#1)}}}
35   {}}

```

### 7.4 Expansion control

`\noexpandcs` `\noexpandcs` may be abbreviated f.ex. in `\‘#1‘` or `\“#1”` in `\edef` that take place in a group.

```

36 \newcommand*\noexpandcs[1]{\expandafter\noexpand\csname #1\endcsname}

```

`\noexpandafter` `\noexpandafter` only means `\noexpand\expandafter` and is shorter to type.

```

37 \newcommand\noexpandafter{\noexpand\expandafter}

```

`\expandnext` This code is not properly tricky but if you're eager to understand the job of each `\expandafter`, it's best to go straight at the log.

Note that the first argument of `\expandnext` must be a single *⟨cstoken⟩* (for `\expandafter` acts only on the first following token).

```

38 \newcommand\expandnext[2]{%

```

```

39 \ifx#1\expandnext
40 \etl@afterelse\expandafter\expandafter\expandafter
41 \expandafter\@expandnext{#2}{\expandafter\expandafter\expandafter}%
42 \else\etl@afterfi\expandafter#1\expandafter{#2}%
43 \fi}
44 \long\def\@expandnext#1#2#3{%
45 \ifx#1\expandnext
46 \expandafter\etl@afterelse\expandafter\expandafter\expandafter
47 \expandafter\@expandnext{#3}{\expandafter#2#2}%
48 \else
49 \expandafter\etl@afterfi#2#1#2{#3}%
50 \fi}

```

## 7.5 Character and Strings

`\ifempty` `\ifempty` is based on `\detokenize` and can manage with any argument.



```

51 \newcommand\ifempty[1]{\csname @\expandafter\ifx
52 \expandafter\relax\detokenize{#1}\relax
53 first\else second\fi oftwo\endcsname}

```

`\ifnotempty` `\ifnotempty` is based on `\detokenize` and can manage with any argument.



```

54 \newcommand\ifnotempty[1]{\csname @\expandafter\ifx
55 \expandafter\relax\detokenize{#1}\relax
56 second\else first\fi oftwo\endcsname}

```

`\xifempty` `\xifempty` is based on pdf-TeX `\pdfstrcmp` and work with any argument.



```

57 \newcommand\xifempty[1]{\xifstrcmp{#1}{}}
58 \etl@onlypdfTeX\pdfstrcmp\xifempty

```

`\ifnotblank` `\ifnotblank` reverses the test of `\ifblank`.



```

59 \begingroup\catcode'\&=3\catcode'\:=12
60 \ifcsundef{ifnotblank}{%
61 \long\gdef\ifnotblank#1{\etb@ifblank@i#1&&\@firstoftwo\@secondoftwo:}}
62 \relax\endgroup

```

`\xifblank` Just expands the parameter using `\protected@edef` before testing for `\ifblank`:



```

63 \newrobustcmd\xifblank[1]{\begingroup
64 \protected@edef\@xifblank{\endgroup
65 \noexpand\ifblank{#1}%
66 }\@xifblank}

```

`\iffirstchar` `\iffirstchar` test if #1 and #2 begins with the same character.



```

67 \newcommand\iffirstchar[2]{\csname @%
68 \if \expandafter\@car\detokenize{#2}\relax\@nil\expandafter\@car\detokenize{#1}\stri
69 \ifblank{#2}{second}{first}%
70 \else second%
71 \fi oftwo\endcsname}

```

`\ifsinglechar` Test if #2 is a single character equal to #1:



```

72 \newcommand\ifsinglechar[2]{%

```

Remember that neither  $\langle string1 \rangle$  nor  $\langle string2 \rangle$  is expanded.

First: test if #2 is a single character:

```

73 \csname @\ifblank{#2}{second}{%
74 " \ifnum\pdfstrcmp{\detokenize{#1}}{\detokenize{#2}}=0
75 " \ifnum\pdfstrcmp{\detokenize{#2}}{\expandafter\@car\detokenize{#2}\relax\@nil.

```

```

76 "          first%
77 "          \else second%
78 "          \fi
79 "          \else second%
80 "          \fi oftwo\endcsname}}
81 !          \expandafter\expandafter\expandafter\ifx
82 !          \expandafter\expandafter\expandafter\relax\expandafter\@cdr\detokenize{#2}\@n
83 !          \iffirstchar{#1}{#2}{first}{second}\else second\fi oftwo\endcsname}}

```

`\iflastchar` This macro is not purely expandable.



```

84 \begingroup\catcode'\&=3
85 \long\gdef\iflastchar#1#2{%
86   \long\def\ettl@iflastchar##1#1##2&{%
87     \ifstrcmp{##2}{#1}\@firstoftwo{%
88       \ifempty{##2}\@secondoftwo{\ettl@iflastchar##2&}}
89   }\ettl@iflastchar#2#1&}
90 \endgroup

```

`\ifstrcmp` The macro is base on the `\pdfstrcmp` primitive.



```

91 \newcommand\ifstrcmp[2]{\csname @%
92   \ifnum\pdfstrcmp{\detokenize{#1}}{\detokenize{#2}}=0 first\else second\fi
93   oftwo\endcsname}
94 \ettl@onlypdfTeX\pdfstrcmp\ifstrcmp

```

`\xifstrcmp` The macro is based on the `\pdfstrcmp` primitive.



```

95 \newcommand\xifstrcmp[2]{\csname @%
96   \ifnum\pdfstrcmp{#1}{#2}=0 first\else second\fi
97   oftwo\endcsname}
98 \ettl@onlypdfTeX\pdfstrcmp\ifxstrcmp

```

`\xifstrequal` The macro is based on `etoolbox-\ifstrequal`.



```

99 \newrobustcmd*\xifstrequal[2]{\begingroup
100   \protected@edef\@xifstrequal{\endgroup\noexpand\ifstrequal{#1}{#2}%
101   }\@xifstrequal}

```

`\ifstrmatch` The macro is base on the `\pdfmatch` primitive.



```

102 \newcommand\ifstrmatch[2]{\csname @%
103   \ifnum\pdfmatch{\detokenize{#1}}{\detokenize{#2}}=1 first\else second\fi
104   oftwo\endcsname}
105 \ettl@onlypdfTeX\pdfmatch\ifstrmatch

```

## 7.6 Purely expandable macros with options

`\FE@testopt` Fully expandable `\@testopt`-like test:



```

106 \newcommand\FE@testopt[3]{\ifsinglechar [{#1}{#2#1}{#2[{#3}]{#1}}]

```

`\FE@ifstar` Fully expandable `\@ifstar`-like test:



```

107 \newcommand\FE@ifstar[3]{\ifsinglechar *{#1}{#2}{#3{#1}}}

```

`\FE@ifchar` Plus généralement, on peut tester si une macro est suivie d'un caractère donné:



```

108 \newcommand\FE@ifchar[4]{\ifsinglechar{#1}{#2}{#3}{#4{#2}}}

```



`\DeclareCmdListParser` `\DeclareCmdListParser` acts in the same way as `etoolbox-\DeclareListParser` and the `command-list-parser` are sensitive to the category code of the  $\langle separator \rangle$

The `command-list-parser` will be defined only if it is definable:

```
109 \newrobustcmd*\DeclareCmdListParser[2]{%
110   \@ifdefinable#1
111   {\expandafter\etextools@defcmdparser\expandafter{#1}{#2}}}
```

Then the job is done by `\etextools@defcmdparser`: we need the ‘&’ to have a catcode of 3 and globally define the macro inside a purposeful group:

```
112 \begingroup\catcode'\&=3\catcode'\‘=3
113 \gdef\etextools@defcmdparser#1#2{%
114   \begingroup
115   \def\‘##1{\expandafter\noexpand\csname ##1\endcsname}%
```

Now the parser definition is made inside an `protected-\edef` in order to expand control sequences names:

```
116   \protected@edef\defineparser{\endgroup
```

Here we define the entry-point: we first test if the command was starred. This is possible because the list-parser has always a mandatory argument (the  $\langle list \rangle$  itself or the  $\langle listmacro \rangle$ ):

```
117   \long\def#1####1{\noexpand\FE@ifstar{####1}
118     {\‘ettl@lst@opt\string#1’{}}
119     {\‘ettl@lst@opt\string#1’\noexpandafter}}%
```

Both starred and not-starred versions have an optional argument which is the auxiliary command, whose name is `\do` if not specified. It is possible to test the option for the same reason:

```
120   \long\csdef{ettl@lst@opt\string#1}####1####2{\noexpand\FE@testopt{####2}
121     {\‘ettl@lst@opt\string#1’{####1}}{\noexpand\do}}%
```

Definition of the parser with its arguments: [optional command]{list or listmacro}. If the starred version was used, then we do not have to expand the (mandatory)  $\langle list \rangle$ :

```
122   \long\csdef{ettl@lst@opt\string#1}####1[####2]####3{%
123     ####1\‘ettl@lst\string#1’####1{####3}{####2}}%
```

On the other hand, if the parser was not starred, the (mandatory)  $\langle listmacro \rangle$  is expanded once:

`ListParser` is defined and leads to `\‘ettl@lst\string\ListParser’` in all cases; here the  $\langle list \rangle$  is in first position, the auxiliary commands come after, so we reverse the order and add a  $\langle separator \rangle$  in case the  $\langle list \rangle$  is empty:

```
124   \long\csdef{ettl@lst\string#1}####1####2{%
125     \‘ettl@lst@\string#1’{####2}####1\unexpanded{#2}&}%
```

In the following macro, we extract the first item from the list (before the  $\langle separator \rangle$  #2), for treatment:

```
126   \long\csdef{ettl@lst@\string#1}####1####2\unexpanded{#2}####3&{%
```

Proceed with the first item, if not empty:

```
127     \noexpand\ifblank{####2}
128     {}
129     {\noexpand\ettl@lst@doitem{####1}{####2}}%
```

If the remainder of the list is empty then break loop, otherwise restart extracting the next, first item for treatment:

```
130     \noexpand\ifblank{####3}
131     {\noexpand\ettl@listbreak}
132     {\‘ettl@lst@\string#1’{####1}####3}&}%
```

Now the definitions are ready, execute them:

```
133   }\defineparser}%
```

`\ettl@lst@doitem` apply the auxiliary command(s) (in #1) to the item (#2): `\ettl@listbreak` breaks the loop, removing the extra &:

```
134   \long\gdef\ettl@lst@doitem#1#2{#1{#2}}%
135   \long\gdef\ettl@listbreak#1&{}%
```

Leave “catcode-group”:

```
136 \endgroup
```

**\csvloop** Definition of \csvloop:

```
137 \DeclareCmdListParser\csvloop{,}
```

Definition of \listloop (with a ‘|’ of catcode 3 – cf. etoolbox):

```
138 \begingroup\catcode‘|=3
139 \def\do{\DeclareCmdListParser\listloop{||}%
140 \expandafter\endgroup\do
```

Definition of \toksloop (with no delimiter):

```
141 \DeclareCmdListParser\toksloop{}%
```

**\csvtolist** This is the first application of \csvloop:

```
142 \newrobustcmd*\csvtolist{\@ifstar
143   {\etl@tolist\z@}\csvloop}
144   {\etl@tolist\z@\expandnext\csvloop}}%
145 \long\def\etl@tolist#1#2#3#4#5{\ifx#1\z@\let#4\empty\fi
146   \def\etl@to@list{#3*[{ \unexpanded{\listadd#4}}]}%
147   }#2\etl@to@list{#5}}
```

**\tokstolist** This is the first application of \toksloop:

```
148 \newrobustcmd*\tokstolist{\@ifstar{\etl@tokstolist\z@}\etl@tokstolist\z@\expandnext
149 \def\etl@tokstolist#1#2#3#4{\ifx#1\z@\let#3\empty\fi
150   \def\etl@toks@tolist{\toksloop*[{ \unexpanded{\listadd#3}}]}%
151   #2\etl@toks@tolist{#4}}
```

**\csvtolistadd** It’s quite the same as the latter except it does not reset the list to empty at the very beginning:

```
152 \newrobustcmd*\csvtolistadd{\@ifstar
153   {\etl@tolist\@ne}\csvloop}
154   {\etl@tolist\@ne\expandnext\csvloop}}
```

**\tokstolistadd** It’s quite the same as the latter except it does not reset the list to empty at the very beginning:

```
155 \newrobustcmd*\tokstolistadd{\@ifstar{\etl@tokstolist\@ne}\etl@tokstolist\@ne\expa
```

**\listdel** \listdel removes an item from a list:

```
156 \newrobustcmd\listdel[2]{\@listdel\def{#1}{#2}}%

157 \newrobustcmd\listgdel[2]{\@listdel\gdef{#1}{#2}}%
158 \newrobustcmd\listxdel[2]{\begingroup
159   \protected@edef\@listxdel{\endgroup
160     \unexpanded{\@listdel\gdef{#1}}{#2}}%
161   }\@listxdel}%
162 \newrobustcmd\listedel[2]{\begingroup
163   \protected@edef\@listedel{\endgroup
164     \unexpanded{\@listdel\def{#1}}{#2}}%
165   }\@listedel}
```

Now you noticed the job is delayed to a general macro \@listdel which is relatively tricky ! We need first to be placed in an environment where the ‘|’ delimiter has a category code of 3 (cf etoolbox-lists definitions):

```
166 \begingroup\catcode‘|=3\catcode‘&=3
```

Inside this “catcode-group” the definition of \@listdel ought to be global:

```
167 \long\gdef\@listdel#1#2#3{%
    #1=\def or \gdef, #2=<listmacro>, #3=<item> to remove.
In order to preserve the hash-table from temporary definitions, a group is opened:
168 \begingroup
169   \long\def\@tempa##1|#3|##2&{##1|##2\@tempb}%
```



\@tempa is a delimited macro whose aim is to remove the first  $\langle item \rangle$  found in the list and it adds \@tempb after the result. If the  $\langle item \rangle$  was not in the list, then ##2 will be empty. Note that \@tempa is the only macro whose definition depends on the  $\langle item \rangle$  (and then leads \@listdel not to be fully-expandable).

The result of \@tempa expansion is then given to \@tempb whose purpose is to cancel out whatever is found between the two delimiters: |\@tempb...|\@tempb:

```
170 \long\def\@tempb|##1|\@tempb##2|\@tempb{%
171 \ifblank{##2}{\unexpanded{##1}}
```

If the  $\langle item \rangle$  **was not** in the list, then ##2 will be empty, and

```
\@tempb|...|\@tempb...|\@tempb
```

is replaced by the *original*-list (i. e., ##1 – that we shall not expand), then the loop is broken; otherwise the  $\langle item \rangle$  was in the list and ##1 is the *shortened*-list without the  $\langle item \rangle$ . We have to loop to remove all the  $\langle items \rangle$  of the list, except in the case where the *shortened*-list is empty after having removing  $\langle item \rangle$  (##1 empty):

```
172 {\ifblank{##1}{\@tempx##1}}}%
```

Now we just have to (define and) expand \@tempx in an \edef which is going to redefine the  $\langle listmacro \rangle$ . \@tempx expands first \@tempa and then \@tempb on the result of the expansion of \@tempa. The macro \@tempx itself has an argument: it is (at first stage) the replacement text of  $\langle listmacro \rangle$ :

```
173 \long\def\@tempx##1{\expandafter\@tempb\@tempa|##1|\@tempb|#3|&}%
174 \edef\@redef{\endgroup
175 \unexpanded{#1#2}{% ie: \def or \gdef \listmacro
```

\@redef redefines the list using (\def or \gdef), the replacement text is the result of the expansion of \@tempx on the  $\langle listmacro \rangle$  which is expanded once (to see its items...):

```
176 \expandafter\@tempx\unexpanded\expandafter{#2}&}%
```

Then just expand \@redef to proceed the redefinition of  $\langle listmacro \rangle$ :

```
177 }\@redef}% end of \@listdel
```

And ends the “catcode-group”:

```
178 \endgroup
```

\getlistindex \getlistindex may be defined, with its star form (no expansion of the list) and normal form ( $\langle listmacro \rangle$  expanded once); The search-index is initialised at 1:



We first need to get into a group where delimiter ‘|’ and ‘&’ have catcode 3:

```
179 \newcommand\getlistindex[1]{\FE@ifstar{#1}
180 {\etl@getlistindex}\unexpanded}
181 {\etl@getlistindex\expandnext\unexpanded}}
```

\xgetlistindex \xgetlistindex is similar but the  $\langle item \rangle$  is expanded during string comparison (inside \pdfstrcmp is pdf<sub>T</sub>EX, or before the test if this primitive is not found).

```
182 \newcommand\xgetlistindex[1]{\FE@ifstar{#1}
183 {\etl@getlistindex}\@firstofone}
184 {\etl@getlistindex\expandnext\@firstofone}}
```

Then the following macro does the job in a loop, which is fully expandable when we can use \pdfstrcmp:

```
185 \begingroup\catcode‘|=3\catcode‘\&=3
186 \long\gdef\etl@getlistindex#1#2#3{\FE@testopt{#3}{\etl@get@listindex{#1}{#2}}{}}
187 \long\gdef\etl@get@listindex#1#2[#3]#4#5{#1\etl@get@list@idx{#5}{#4}{\numexpr1}{#2}{\FE@ifblank{#1}0% the (remainder of) the list is empty
188 \long\gdef\etl@get@list@idx#1#2#3#4[#5]{% #1=expanded list, #2=item, #3=index, #4=\unexpanded
189 \ifblank{#1}0% the (remainder of) the list is empty
190 " {\xifstrcmp{\expandonce{\etl@list@first@item#1&}}{#4}{#2}}
191 ! {\etl@list@item@cmp{\etl@list@first@item#1&}{#2}{#4}}
192 {\ifblank{#5}{\number3\relax}{\etl@ifiscount{#5}{#5=\number3\relax}{\edef#5
193 {\expandnext\etl@get@list@idx{\etl@list@other@item#1&}{#2}{#3+1}{#4}{#5}}}}
```

The next two macros expand to the first item in a list or the remainder of the list respectively:

```
194 \long\gdef\etl@list@first@item#1|#2&{#1}
```

```

195 \long\gdef\ettl@list@other@item#1|#2#{#2}
196 !\long\gdef\ettl@listitem@cmp#1#2#3{%
197 !   \ifx#3\unexpanded\def\ettl@listitem@cmp@{#2}%
198 !   \else\protected@edef\ettl@listitem@cmp@{#2}%
199 !   \fi
200 !   \expandafter\ifstrequal\expandafter{#1}{#2}}
201 \edef\ettl@ifiscount{%
202   \gdef\noexpand\ettl@ifiscount##1{%
203     \noexpand\expandafter\noexpand\ettl@ifiscount@i
204     \noexpand\meaning##1\string\count\noexpand\@nil}%
205 }\ettl@ifiscount
206 \edef\ettl@ifiscount@i{%
207   \gdef\noexpand\ettl@ifiscount@i##1\string\count##2\noexpand\@nil{%
208     \noexpand\ifempty{##1}}}%
209 }\ettl@ifiscount@i

```

`\getcsvlistindex`



```

210 \long\gdef\getcsvlistindex#1{\FE@ifstar{#1}
211   {\ettl@getcsvlistindex{}\unexpanded}
212   {\ettl@getcsvlistindex\expandnext\unexpanded}}

```

`\xgetcsvlistindex` is similar but the  $\langle item \rangle$  is expanded during string comparison (inside `\pdfstrcmp` is pdfTeX, or before the test if this primitive is not found).

```

213 \long\gdef\xgetcsvlistindex#1{\FE@ifstar{#1}
214   {\ettl@getcsvlistindex{}\@firstofone}
215   {\ettl@getcsvlistindex\expandnext\@firstofone}}

```

Then the following macro does the job in a loop, which is fully expandable when we can use `\pdfstrcmp`:

```

216 \long\gdef\ettl@getcsvlistindex#1#2#3{\FE@testopt{#3}{\ettl@get@csvlistindex{#1}{#2}}{}}
217 \long\gdef\ettl@get@csvlistindex#1#2[#3]#4#5{#1\ettl@get@csvlist@idx{#5}{#4}{\numexpr1-#5}}
218 \long\gdef\ettl@get@csvlist@idx#1#2#3#4[#5]{% #1=expanded list, #2=item, #3=index, #4=\
219   \ifblank{#1}0% the (remainder of) the list is empty
220 "   {\xifstrcmp{\expandonce{\ettl@csvlist@first@item#1&}}{#4}{#2}}
221 !   {\ettl@listitem@cmp{\ettl@csvlist@first@item#1&}{#2}{#4}}
222   {\ifblank{#5}{\number#3\relax}{\ettl@ifiscount{#5}{#5=\number#3\relax}{\edef#5\
223     {\expandnext\ettl@get@csvlist@idx{\ettl@csvlist@other@item#1&}{#2}{#3+1}{#4}{\

```

The next two macros expand to the first item in a list or the remainder of the list respectively:

```

224 \long\gdef\ettl@csvlist@first@item#1,#2#{#1}
225 \long\gdef\ettl@csvlist@other@item#1,#2#{#2}

```

`\gettokslistindex`



```

226 \long\gdef\gettokslistindex#1{\FE@ifstar{#1}
227   {\ettl@gettokslistindex{}}
228   {\ettl@gettokslistindex\expandnext}}

229 \long\gdef\ettl@gettokslistindex#1#2{\FE@testopt{#2}{\ettl@get@tokslistindex{#1}}{}}
230 \long\gdef\ettl@get@tokslistindex#1[#2]#3#4{#1\ettl@get@tokslist@idx{#4}{#3}{\numexpr1-#5}}
231 \long\gdef\ettl@get@tokslist@idx#1#2#3[#4]{% #1=expanded list, #2=item, #3=index
232   \ifblank{#1}0% the (remainder of) the list is empty
233   {\expandafter\ifx\expandafter#2\ettl@tokslist@first@item#1&%
234     \ettl@afterelse\ifblank{#4}{\number#3\relax}
235     {\ettl@ifiscount{#4}{#4=\number#3\relax}{\edef#4{\number#3}}}%
236   \else \ettl@afterfi
237     \expandnext\ettl@get@tokslist@idx{\ettl@tokslist@other@item#1&}{#2}{#3+1}{#4}{\
238   \fi}}

```

The next two macros expand to the first item in a list or the remainder of the list respectively:

```

239 \long\gdef\ettl@tokslist@first@item#1#2#{#1}

```

```

240 \long\gdef\etl@tokslist@other@item#1#2#{#2}
241 \endgroup% catcode group

```

`\getlistitem`



```

242 \newcommand\getlistitem[1]{\FE@ifstar{#1}{\etl@getlistitem{}}
243                               {\etl@getlistitem\expandnext}}
244 \begingroup\catcode'\&=3
245 \long\gdef\etl@getlistitem#1#2#3{%-#2=index, #3=list or list-macro
246   #1\etl@get@list@item{#3}{\numexpr#2}}
247 \long\gdef\etl@get@list@item#1#2{%
248   \ifblank{#1}{-}
249   {\ifnum#2=1 \etl@afterelsefi
250     \expandonce{\etl@list@first@item#1&}%
251     \else\ifnum#2>0 \etl@afterfifi
252       \expandnext\etl@get@list@item{\etl@list@other@item#1&}{#2-1}%
253     \fi\fi}}
254 \endgroup

```

`\getcsvlistitem`



```

255 \newcommand\getcsvlistitem[1]{\FE@ifstar{#1}{\etl@getcsvlistitem{}}
256                               {\etl@getcsvlistitem\expandnext}}
257 \begingroup\catcode'\&=3
258 \long\gdef\etl@getcsvlistitem#1#2#3{%-#2=index, #3=list or list-macro
259   #1\etl@get@csvlist@item{#3}{\numexpr#2}}
260 \long\gdef\etl@get@csvlist@item#1#2{%
261   \ifblank{#1}{-}
262   {\ifnum#2=1 \etl@afterelsefi
263     \expandonce{\etl@csvlist@first@item#1&}%
264     \else\ifnum#2>0 \etl@afterfifi
265       \expandnext\etl@get@csvlist@item{\etl@csvlist@other@item#1&}{#2-1}%
266     \fi\fi}}
267 \endgroup

```

`\gettokslistitem`



```

268 \newcommand\gettokslistitem[1]{\FE@ifstar{#1}{\etl@gettokslistitem{}}
269                               {\etl@gettokslistitem\expandnext}}
270 \begingroup\catcode'\&=3
271 \long\gdef\etl@gettokslistitem#1#2#3{%-#2=index, #3=list or list-macro
272   #1\etl@get@tokslist@item{#3}{\numexpr#2}}
273 \long\gdef\etl@get@tokslist@item#1#2{%
274   \ifblank{#1}{-}
275   {\ifnum#2=1 \etl@afterelsefi
276     \expandonce{\etl@tokslist@first@item#1&}%
277     \else\ifnum#2>0 \etl@afterfifi
278       \expandnext\etl@get@tokslist@item{\@gobble#1}{#2-1}%
279     \fi\fi}}
280 \endgroup

```

`\collecttoks` A simple token scanner, vectorized version of `\futurelet`.



```

281 \newrobustcmd*\collecttoks{\@ifstar\etl@scantoks\etl@collecttoks}
282 \def\etl@scantoks{\@latex@error{The starred version of \noexpand\collecttoks
283   \MessageBreak (i.e. scantoks) is NOT implemented YET.}\@ehd}

```

`\etl@collecttoks`

```

284 \def\etl@collecttoks#1#2#3{\begingroup
285   \def\etl@collecttoks@list{#2}%
286   \let#1=\@empty
287   \def\Next{\etl@collect@toks{#1}}%

```

```

288 \def\finale{#3}%
289 \futurelet\ettl@x\Next}
290 \def\ettl@collect@toks#1{%
291 \edef\ettl@i{\gettokslistindex\ettl@x\ettl@collect@toks@list}%
292 \ifcase\ettl@i \edef\next{\endgroup
293 \def\noexpand#1{\expandonce{#1}}\expandonce{\finale}}%
294 \else \def\next{\ettl@collect@toks@next{#1}}%
295 \fi\next}
296 \def\ettl@collect@toks@next#1#2{%
297 \edef#1{\expandonce{#1}\unexpanded{#2}}%
298 \futurelet\ettl@x\Next}

299 </package>

```

## 7.7 Example

```

300 <*example>
301 \documentclass[11pt,french,a4paper,oneside]{scrartcl}
302 \usepackage[latin1]{inputenc}
303 \usepackage[T1]{fontenc}
304 \usepackage[american]{babel}
305 \usepackage{geometry,doc,txdokit,txfonts,fancyhdr,stmaryrd,graphicx,fancyvrb}
306 \usepackage{etextools}
307 \hypersetup{colorlinks,pdfstartview={FitH}}
308 \geometry{top=1.5cm,bottom=1.2cm,left=2.5cm,right=1cm}
309 \fancyhf{}
310 \fancyhead[L]{Examples for the \sty{etextools} package}
311 \pagestyle{fancy}
312 \MakeShortVerb{\|}
313
314 \makeatletter
315 \def\smex{\leavevmode\hb@xt@2em{\hfil$\longrightarrow$\hfil}}
316 \def\FE{\setbox8\hbox{$\m@th\bindasrepma$}%
317 \textcolor{fecc}{\scalebox{2}{$\copy8\mkern-13.5mu\copy8\mkern-13.5mu\copy8$}}.
318 \definecolor{fecc}{rgb}{.2,.6,.2}
319 \def\strip@meaning{\expandafter\strip@prefix\meaning}
320 \def\strip@macro{\expandafter\strip@macroprefix\meaning}
321 \def\get@params#1{\expandafter\@get@params\meaning#1@nil}
322 \edef\@get@params{%
323 \def\noexpand\@get@params\detokenize{macro:}##1\detokenize{->}##2\noexpand@nil{##1}}
324 }\@get@params
325 \def\make@macro#1{\string\def\string#1\get@params#1\string{\strip@meaning#1\string}}
326 \newcommand\preline{\@ifstar{\@preline}{\hrulefill\par\@preline}}
327 \def\@preline#1{\noindent\hskip6pt\texttt{\make@macro#1}\par\vskip1.5ex}
328
329 \def\meaningcs#1{\expandafter\meaning\csname#1\endcsname}
330 \def\Meaningcs#1{\expandafter\strip@meaning\csname#1\endcsname}
331 \@ifundefined{pdfstrcmp}{\let\ifpdfTeX\iffalse}{\let\ifpdfTeX\iftrue}
332
333 \newcommand*\test{\@ifstar{\let\fe\relax\testi}{\let\fe\FE\testi}}
334 \newcommand\testi[1]{%
335 \csname test#1\endcsname
336 \edef\usercmd{\Meaningcs{test#1}}\edef\result{\meaningcs{#1Test}}\noindent
337 \begin{tabular}{l}{\textcolor{blue}{\llap{\fe\,}\smex}\tt \usercmd}} \|[1.5ex]
338 \cmd{#1Test}= & \tt\bfseries\result
339 \end{tabular}\par\nobreak\hrulefill\null\goodbreak}
340
341
342
343
344 \begin{document}
345 \title{etextools examples}

```

```

346 \subtitle{Examples for some macros provided by the \sty{etextools} package}
347 \author{Florent Chervet}
348 \date{July 22, 2009}
349 \maketitle
350
351 \tableofcontents
352
353
354 \section{\cmd{expandnext} examples}
355
356 \subsection{Test if the replacement text of macro is really empty}
357
358 \def\xx{ }
359 \def\testexpandnext{%
360   \edef\expandnextTest{\string\xx\ is \expandnext\ifempty{\xx}{\}{not} empty}
361 }
362 \preline\xx
363 \test{expandnext}
364
365 \def\xx{}
366 \preline\xx
367 \test{expandnext}
368
369
370 \clearpage
371 \subsection{Test if the replacement text of a macro is blank (empty or spaces)}
372
373 \def\xx{something}
374 \def\testexpandnext{%
375   \edef\expandnextTest{\string\xx\ is \expandnext\ifblank{\xx}{\}{not} blank}
376 }
377 \preline\xx
378 \test{expandnext}
379
380 \def\xx{ }
381 \preline\xx
382 \test{expandnext}
383
384
385
386 \subsection{Detokenize the replacement text of a named-sequence}
387 \def\detokenizecs#1{\expandnext\expandnext\detokenize{\csname #1\endcsname}}
388 \def\testexpandnext{%
389   \edef\expandnextTest{\detokenizecs{document}}}
390 \preline\detokenizecs
391 \test{expandnext}
392
393
394 \section{Testing characters}
395 \subsection{\cmd{ifsinglechar} versus \cmd{iffirstchar}}
396 \def\testifsinglechar{%
397   \edef\ifsinglecharTest{\ifsinglechar *{*hello*}{ single star }{ something else }}
398 } \hrulefill \par
399 \test{ifsinglechar}
400
401 \def\testifsinglechar{%
402   \edef\ifsinglecharTest{\ifsinglechar *{ *}{ single star }{ something else }}
403 } \hrulefill \par
404 \test{ifsinglechar}
405
406 \def\testifsinglechar{%
407   \edef\ifsinglecharTest{\ifsinglechar *{ * }{ single star }{ something else }}

```

```

408 }\hrulefill\par
409 \test{ifsinglechar}
410 {\small Note the space \textbf{after} the star $\uparrow$.}
411
412 \def\testiffirstchar{%
413   \edef\iffirstcharTest{\iffirstchar *{*hello*}{ first char is star }{ something else }}
414 }\hrulefill\par
415 \test{iffirstchar}
416
417 \subsection{Fully Expandable starred macros}
418 \def\starmacro#1{\FE@ifstar{#1}\starred\notstarred}
419 \def\starred#1{your "#1" will be processed by the STAR form}
420 \def\notstarred#1{your "#1" will be processed by the NORMAL form}
421 \def\testFE@ifstar{%
422   \edef\FE@ifstarTest{\starmacro{sample text}}}
423 \preline\starmacro
424 \preline*\starred
425 \preline*\notstarred
426 \test{FE@ifstar}
427
428 \def\testFE@ifstar{%
429   \edef\FE@ifstarTest{\starmacro*{sample text}}}
430 \hrulefill\par
431 \test{FE@ifstar}
432
433 \subsection{Fully Expandable macros with options}
434 \def\optmacro#1{\FE@testopt{#1}\OPTmacro{Mr.}}
435 \def\OPTmacro[#1]#2{#1 #2}
436 \def\testFE@testopt{%
437   \edef\FE@testoptTest{\optmacro{Woody Allen}}}
438 \preline\optmacro
439 \preline*\OPTmacro
440 \test{FE@testopt}
441
442 \def\testFE@testopt{%
443   \edef\FE@testoptTest{\optmacro[Ms.]{Vanessa Paradis}}}
444 \hrulefill\par
445 \test{FE@testopt}
446
447
448 \section{Lists management}
449
450 \subsection{\cmd{csvloop} and \cmd{csvloop*} examples}
451
452 \subsubsection{\cmd{makequotes}}
453 \def\makequotes#1{"#1"\space}
454 \def\testcsvloop{%
455   \edef\csvloopTest{\csvloop*[makequotes]{hello,world}}
456 }
457 \preline\makequotes
458 \test{csvloop}
459
460 \subsubsection{\cmd{detokenize}}
461 \def\testcsvloop{%
462   \edef\csvloopTest{\csvloop*[\detokenize]{\un,\deux}}
463 }\hrulefill\par
464 \test{csvloop}
465
466 \subsubsection{\cmd{numexpr}}
467 \def\mylist{1,2,3,4,5}\def\BySeven#1{${#1}\times 7 = \number\numexpr#1*7\relax$\par}
468 \def\testcsvloop{%
469   \edef\csvloopTest{\csvloop[\BySeven]\mylist}}

```



```

470 \preline\mylist
471 \preline*\BySeven
472 \test{csvloop}
473
474 \subsubsection{protected \cmd{textbf}}
475 \def\testcsvloop{%
476   \protected@edef\csvloopTest{\csvloop*[\textbf]{hello ,my ,friends}}
477 } \hrulefill \par
478 \test{csvloop}
479
480 \subsection{Index in lists and items by index}
481
482 \subsubsection{\cmd{getlistitem}}
483 \csvtolist*\mylist{one,two,three,four,five,alpha,beta,gamma}
484 \def\testgetlistitem{%
485   \edef\getlistitemTest{\getlistitem{4}\mylist}
486 } \hrulefill \par
487 \noindent\hskip6pt/\csvtolist*\mylist{one,two,three,four,five,alpha,beta,gamma}/\par\vs
488 \test{getlistitem}
489
490 \subsubsection{\cmd{getlistindex}}
491 \ifpdfTeX
492 \leavevmode\vadjust{\textsl{Require the }\string\pdfstrcmp\ \textsl{primitive (pdf\TeX{
493 \def\testgetlistindex{%
494   \edef\getlistindexTest{\getlistindex{alpha}\mylist}
495 } \hrulefill \par
496 \noindent\hskip6pt/\csvtolist*\mylist{one,two,three,four,five,alpha,beta,gamma}/\par\vs
497 \test{getlistindex}
498
499 \leavevmode\vadjust{\textsl{Require the }\string\pdfstrcmp\ \textsl{primitive (pdf\TeX{
500 \def\testgetlistindex{%
501   \edef\getlistindexTest{\getcsvlistindex*{alpha}{one,two,three,four,five,alpha,beta}}
502 } \hrulefill \par
503 \test{getlistindex}
504 \fi
505
506 \hrulefill \par
507 \getlistindex[\myindex]{alpha}\mylist
508 {\color{blue}\noindent\hskip6pt\llap\smex/\getlistindex[\myindex]{alpha}\mylist/\par\vs
509 {\tt\string\myindex=\quad\textbf{\meaning\myindex}}}
510 \hrulefill \par\vskip.5ex
511
512 \hrulefill \par
513 \newcount\myindex
514 \getcsvlistindex*[\myindex]{alpha}{one,two,three,four,five,alpha,beta}
515 \noindent\hskip6pt/\newcount\myindex/\par
516 {\color{blue}\noindent\hskip6pt\llap\smex/\getcsvlistindex*[\myindex]{alpha}{one,two,th
517 {\tt\string\the\string\myindex=\qqquad\textbf{\the\myindex}}}
518 \hrulefill \par\vskip.5ex
519
520
521 \subsubsection{\cmd{xgetlistindex}}
522 \ifpdfTeX
523 \leavevmode\vadjust{\textsl{Require the }\string\pdfstrcmp\ \textsl{primitive (pdf\TeX{
524 \def\x{beta}
525 \def\testxgetlistindex{%
526   \edef\xgetlistindexTest{\xgetlistindex{x}\mylist}
527 } \hrulefill \par
528 \noindent\hskip6pt/\csvtolist*\mylist{one,two,three,four,five,alpha,beta,gamma}/\par\vs
529 \preline*\x
530 \test{xgetlistindex}
531 \fi

```



```

532
533 \subsubsection{\cmd{getlistindex} with \cmd{ifcase}}
534
535 \leavevmode\vadjust{Always purely expandable (no need of |\pdfstrcmp|, comparison done i
536 \hrulefill\par\noindent
537 \llap{\FE\, \smex}\par\vskip-2.5\baselineskip\strut
538 \begin{Verbatim}
539     \ifcase \gettokslistindex*{D}{LRDF\relax 0}
540         Problem
541     \or What do to if L
542     \or What do to if R
543     \or What do to if D
544     \or What do to if F
545     \or What do to if \relax
546     \or What do to if 0
547     \fi
548 \end{Verbatim}
549
550 {\tt Result=\qqquad\bfseries
551 \ifcase\gettokslistindex*{D}{LRDF}
552     Problem
553 \or What do to if L
554 \or What do to if R
555 \or What do to if D
556 \or What do to if F
557 \fi}\par
558 \hrulefill\par\vskip.5ex
559
560
561
562 \end{document}
563 \end{example}

```

## 8 Revision history

### 2t 2009-08-15

Addition of [\ifnotempty](#), [\iflastchar](#), [\ifstrcmp](#), [\ifstrmatch](#)

### 2h 2009-08-14

[\getlistindex](#) is now fully expandable

Addition of

[\toksloop](#) and [\toksloop\\*](#)  
[\tokstolist](#) and [\tokstolist\\*](#)  
[\getcsvlistindex](#) and [\getcsvlistitem](#)  
[\gettokslistindex](#) and [\gettokslistitem](#)

Addition of

[\collecttoks](#) – a vectorized version of [\futurelet](#).  
[\FE@ifchar](#) as a generalization of [\FE@ifstar](#).

### 2z 2009-08-12

Addition of

[\ifempty](#), [\toksloop](#), [\tokstolist](#) and [\tokstolistadd](#)

Modification of [\ifsinglechar](#)

[\ifsinglechar](#) now works with [\ifempty](#) so that:

`\macro{ * }` is no more considered as a starred form  
because of the spaces following the `*`  
however, the spaces **before** are skipped,  
as does [\@ifnextchar](#) from the L<sup>A</sup>T<sub>E</sub>X kernel.

Index added to this documentation paper.

### 2e 2009-07-14

First version (include an example file)

## References

- [1] David Carlisle and Peter Breitenlohner *The etex package*; 1998/03/26 v2.0; [CTAN:macros/latex/contrib/etex-pkg/](#).
- [2] Philipp Lehman *The etoolbox package*; 2008/06/28 v1.7; [CTAN:macros/latex/contrib/etoolbox/](#).

## Index

Numbers written in *italic* refer to the page where the corresponding entry is described; numbers underlined refer to the code line of the definition; numbers in roman refer to the code lines where the entry is used.

### Symbols

`\&` .. 59, 84, 112, 166, 185, 244, 257, 270  
`\,` ..... 338, 537  
`\@car` ..... 68, 75  
`\@cdr` ..... 82  
`\@ehd` ..... 283  
`\@expandnext` ..... 41, 44, 47  
`\@firstofone` ..... 183, 184, 214, 215  
`\@firstoftwo` ..... 61, 87  
`\@gobblescape` ..... 30  
`\@ifdefinable` ..... 110  
`\@ifundefined` ..... 331  
`\@listdel` . 156, 157, 160, 164, 167, 177  
`\@ne` ..... 153–155  
`\@nil` .... 68, 75, 82, 204, 207, 321, 323  
`\@secondoftwo` ..... 61, 88  
`\@tempb` ..... 169, 170, 173  
`\@tempx` ..... 172, 173, 176  
`\@xifstrequal` ..... 100, 101

`\_` ..... 360, 375, 492, 499, 523

### A

`\AtEndOfPackage` ..... 22

### B

`\baselineskip` ..... 537  
`\bindnasrepma` ..... 316

### C

`\catcode` ..... 11, 13, 59,  
     84, 112, 138, 166, 185, 244, 257, 270  
`\collecttoks` ..... 281  
`\color` ..... 508, 516  
`\copy` ..... 317  
`\count` ..... 204, 207  
`\csdef` ..... 120, 122, 124, 126  
`\csvloop` ..... 137, 143,  
     144, 153, 154, 455, 462, 469, 476  
`\csvtolist` .... 142, 483, 487, 496, 528  
`\csvtolistadd` ..... 152

### D

`\DeclareCmdListParser` .....  
     ..... 109, 137, 139, 141  
`\definecolor` ..... 318  
`\detokenize` ..... 52, 55,  
     68, 74, 75, 82, 92, 103, 323, 387, 462  
`\detokenizecs` ..... 387, 389, 390

### E

`\etb@ifblank@i` ..... 61  
`\etextools@defcmdparser` .... 111, 113  
`\ettl@afterelse` ..... 23, 40, 46, 234  
`\ettl@afterelsefi` ... 26, 249, 262, 275  
`\ettl@afterfi` ..... 24, 42, 49, 236  
`\ettl@afterfifi` ..... 25, 251, 264, 277

`\ettl@afterorfi` ..... 27  
`\ettl@AtEnd` ..... 7, 9, 10, 22  
`\ettl@collect@toks` ..... 287, 290  
`\ettl@collect@toks@next` .... 294, 296  
`\ettl@collecttoks` ..... 281, 284  
`\ettl@collecttoks@list` ..... 285, 291  
`\ettl@csvlist@first@item` .....  
     ..... 220, 221, 224, 263  
`\ettl@csvlist@other@item` 223, 225, 265  
`\ettl@get@csvlist@idx` .. 217, 218, 223  
`\ettl@get@csvlist@item` . 259, 260, 265  
`\ettl@get@csvlist@index` .... 216, 217  
`\ettl@get@list@idx` .... 187, 188, 193  
`\ettl@get@list@item` ... 246, 247, 252  
`\ettl@get@list@index` ..... 186, 187  
`\ettl@get@tokslist@idx` . 230, 231, 237  
`\ettl@get@tokslist@item` 272, 273, 278  
`\ettl@get@tokslist@index` .... 229, 230  
`\ettl@getcsvlist@index` .....  
     ..... 211, 212, 214–216  
`\ettl@getcsvlist@item` ... 255, 256, 258  
`\ettl@getlist@index` .....  
     ..... 180, 181, 183, 184, 186  
`\ettl@getlist@item` ..... 242, 243, 245  
`\ettl@gettokslist@index` .... 227–229  
`\ettl@gettokslist@item` .. 268, 269, 271  
`\ettl@i` ..... 291, 292  
`\ettl@ifiscount` .....  
     ..... 192, 201, 202, 205, 222, 235  
`\ettl@ifiscount@i` .. 203, 206, 207, 209  
`\ettl@iflastchar` ..... 86, 88, 89  
`\ettl@ifstrcmp` ..... 28  
`\ettl@list@first@item` .....  
     ..... 190, 191, 194, 250  
`\ettl@list@other@item` .. 193, 195, 252  
`\ettl@listbreak` ..... 131, 135  
`\ettl@listitem@cmp` .... 191, 196, 221  
`\ettl@listitem@cmp@` ..... 197, 198  
`\ettl@lst@doitem` ..... 129, 134  
`\ettl@onlypdfTeX` ... 31, 58, 94, 98, 105  
`\ettl@scantoks` ..... 281, 282  
`\ettl@to@list` ..... 146, 147  
`\ettl@toks@tolist` ..... 150, 151  
`\ettl@tokslist@first@item` .....  
     ..... 233, 239, 276  
`\ettl@tokslist@other@item` .. 237, 240  
`\ettl@tokstolist` ..... 148, 149, 155  
`\ettl@tolist` ..... 143–145, 153, 154  
`\ettl@x` ..... 289, 291, 298  
`\expandnext` ..... 38,  
     144, 148, 154, 155, 181, 184, 193,  
     212, 215, 223, 228, 237, 243, 252,  
     256, 265, 269, 278, 360, 375, 387  
`\expandonce` .....  
     .. 190, 220, 250, 263, 276, 293, 297

<b>F</b>		<b>N</b>	
<code>\FE</code> .....	316, 333, 537	<code>\newcount</code> .....	513, 515
<code>\fe</code> .....	333, 338	<code>\newrobustcmd</code> .....	63, 99, 109, 142, 148, 152, 155–158, 162, 281
<code>\FE@ifchar</code> .....	<u>108</u>	<code>\Next</code> .....	287, 289, 298
<code>\FE@ifstar</code> .....	<u>107</u> , 117, 179, 182, 210, 213, 226, 242, 255, 268, 418	<code>\noexpandafter</code> .....	<u>37</u> , 119
<code>\FE@testopt</code> <u>106</u> , 120, 186, 216, 229, 434		<code>\noexpandcs</code> .....	<u>36</u>
<code>\finale</code> .....	288, 293	<code>\number</code> .....	192, 222, 234, 235, 467
<code>\futurelet</code> .....	289, 298	<code>\numexpr</code> 187, 217, 230, 246, 259, 272, 467	
<b>G</b>		<b>O</b>	
<code>\getcsvglistindex</code> ...	<u>210</u> , 501, 514, 516	<code>\or</code> .....	27, 541–546, 553–556
<code>\getcsvglistitem</code> .....	<u>255</u>	<b>P</b>	
<code>\getlistindex</code> .....	<u>179</u> , 494, 507, 508	<code>\PackageError</code> .....	32
<code>\getlistindexTest</code> .....	494, 501	<code>\pdfmatch</code> .....	103, 105
<code>\getlistitem</code> .....	<u>242</u> , 485	<code>\pdfstrcmp</code> .....	16, 29, 58, 74, 75, 92, 94, 96, 98, 492, 499, 523, 535
<code>\gettokslistindex</code> ..	<u>226</u> , 291, 539, 551	<code>\protected@edef</code> .....	...
<code>\gettokslistitem</code> .....	<u>268</u>	... 64, 100, 116, 159, 163, 198, 476	
<b>I</b>		<b>Q</b>	
<code>\ifblank</code> .....	65, 69, 73, 127, 130, 171, 172, 189, 192, 219, 222, 232, 234, 248, 261, 274, 375	<code>\qqquad</code> .....	517, 550
<code>\ifcase</code> .....	292, 539, 551	<b>S</b>	
<code>\ifcsundef</code> .....	60	<code>\scalebox</code> .....	317
<code>\ifempty</code> .....	<u>51</u> , 88, 208, 360	<code>\small</code> .....	410
<code>\iffalse</code> .....	331	<code>\strut</code> .....	537
<code>\iffirstchar</code> .....	<u>67</u> , 83, 413	<b>T</b>	
<code>\iflastchar</code> .....	<u>84</u>	<code>\testgetlistindex</code> .....	493, 500
<code>\ifnotblank</code> .....	<u>59</u>	<code>\testi</code> .....	333, 334
<code>\ifnotempty</code> .....	<u>54</u>	<code>\testxgetlistindex</code> .....	525
<code>\ifnum</code> .....	29, 74, 75, 92, 96, 103, 249, 251, 262, 264, 275, 277	<code>\TeX</code> .....	492, 499, 523
<code>\ifpdfTeX</code> .....	331, 491, 522	<code>\textsl</code> .....	492, 499, 523
<code>\ifsinglechar</code> <u>72</u> , 106–108, 397, 402, 407		<code>\TMP@EnsureCode</code> .....	8, 15, 17–20
<code>\ifstrcmp</code> .....	87, <u>91</u>	<code>\toksloop</code> .....	141, 150
<code>\ifstrequal</code> .....	100, 200	<code>\tokstolist</code> .....	<u>148</u>
<code>\ifstrmatch</code> .....	<u>102</u>	<code>\tokstolistadd</code> .....	<u>155</u>
<code>\iftrue</code> .....	331	<b>U</b>	
<code>\ifundef</code> .....	16, 31	<code>\undef</code> .....	22
<code>\ifxstrcmp</code> .....	98	<code>\unexpanded</code> .....	125, 126, 146, 150, 160, 164, 171, 175, 176, 180, 181, 188, 197, 211, 212, 218, 297
<b>L</b>		<code>\uparrow</code> .....	410
<code>\listadd</code> .....	146, 150	<b>V</b>	
<code>\listdel</code> .....	<u>156</u>	<code>\vadjust</code> .....	492, 499, 523, 535
<code>\listedel</code> .....	162	<b>X</b>	
<code>\listgdel</code> .....	157	<code>\xgetcsvglistindex</code> .....	213
<code>\listloop</code> .....	139	<code>\xgetlistindex</code> .....	<u>182</u> , 526
<code>\listmacro</code> .....	175	<code>\xgetlistindexTest</code> .....	526
<code>\listxdel</code> .....	158	<code>\xifblank</code> .....	<u>63</u>
<b>M</b>		<code>\xifempty</code> .....	<u>57</u>
<code>\m@th</code> .....	316	<code>\xifstrcmp</code> .....	57, <u>95</u> , 190, 220
<code>\meaning</code> .....	204, 319–321, 329, 509	<code>\xifstrequal</code> .....	<u>99</u>
<code>\Meaningcs</code> .....	330, 336		
<code>\meaningcs</code> .....	329, 336		
<code>\mkern</code> .....	317		
<code>\myindex</code> .....	507–509, 513–517		