
/ This is \
\
\ ducksay! /

\
 \
 --
 >(')
)/
 /(
 / '----/
 \ ~== /
~~~~~

-----  
( But which Version? )  
-----

\  
 \  
 >()\_  
 (\_\_)\_\_

-----  
( v2.1 )  
-----

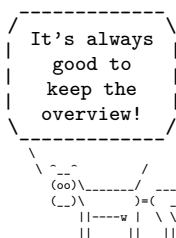
^\_\_^  
 /oo) \  
/ \ ( /(\_\_)  
 | w----|  
 || ||

-----  
( by Jonathan P. Spratte )  
-----

/  
 .-----,  
 .'\_/\_|\_\\_'  
/<::[0]8::>>\  
|-----|  
| | -===== | |  
| | ===== | |  
\  
| | ( ) | : : : | /  
| | ( ) | . . . | |  
| | ----- | |  
| | \\_\_\_\_\_/ | |  
/ \ / \ / \ \  
(\_\_\_\_) (\_\_\_\_) (\_\_\_\_)

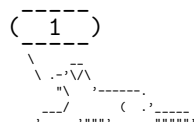
-----  
( Today is 2018/10/19 )  
-----

\ .\|//|\\|  
 \ |/\|/|/|/|/  
 /. '|\|/|/|/|  
 o\_\_ \_|//|/|\\|'



# Contents

|          |                                           |           |
|----------|-------------------------------------------|-----------|
| <b>1</b> | <b>Documentation</b>                      | <b>2</b>  |
| 1.1      | Downward Compatibility Issues             | 2         |
| 1.2      | Shared between versions                   | 2         |
| 1.2.1    | Macros                                    | 2         |
| 1.2.2    | Options                                   | 3         |
| 1.3      | Version 1                                 | 5         |
| 1.3.1    | Introduction                              | 5         |
| 1.3.2    | Macros                                    | 5         |
| 1.3.3    | Options                                   | 5         |
| 1.3.4    | Defects                                   | 6         |
| 1.4      | Version 2                                 | 7         |
| 1.4.1    | Introduction                              | 7         |
| 1.4.2    | Macros                                    | 7         |
| 1.4.3    | Options                                   | 7         |
| 1.5      | Dependencies                              | 12        |
| 1.6      | Available Animals                         | 12        |
| 1.7      | Miscellaneous                             | 13        |
| <b>2</b> | <b>Implementation</b>                     | <b>14</b> |
| 2.1      | Shared between versions                   | 14        |
| 2.1.1    | Variables                                 | 14        |
| 2.1.1.1  | Integers                                  | 14        |
| 2.1.1.2  | Sequences                                 | 14        |
| 2.1.1.3  | Token lists                               | 14        |
| 2.1.1.4  | Boolean                                   | 14        |
| 2.1.1.5  | Boxes                                     | 14        |
| 2.1.2    | Regular Expressions                       | 14        |
| 2.1.3    | Messages                                  | 15        |
| 2.1.4    | Key-value setup                           | 15        |
| 2.1.5    | Functions                                 | 15        |
| 2.1.5.1  | Generating Variants of External Functions | 15        |
| 2.1.5.2  | Internal                                  | 16        |
| 2.1.5.3  | Document level                            | 17        |
| 2.1.6    | Load the Correct Version and the Animals  | 18        |
| 2.2      | Version 1                                 | 19        |
| 2.2.1    | Functions                                 | 19        |
| 2.2.1.1  | Internal                                  | 19        |
| 2.2.1.2  | Document level                            | 21        |
| 2.3      | Version 2                                 | 22        |
| 2.3.1    | Messages                                  | 22        |
| 2.3.2    | Variables                                 | 22        |
| 2.3.2.1  | Token Lists                               | 22        |
| 2.3.2.2  | Boxes                                     | 22        |
| 2.3.2.3  | Bools                                     | 22        |
| 2.3.2.4  | Coffins                                   | 22        |
| 2.3.2.5  | Dimensions                                | 22        |
| 2.3.3    | Options                                   | 23        |
| 2.3.4    | Functions                                 | 24        |





```
\AddAnimal
```

adds `<animal>` to the known animals. `<ascii-art>` is multi-line verbatim and therefore should be delimited either by matching braces or by anything that works for `\verb`. If the star is given `<animal>` is the new default. One space is added to the begin of `<animal>` (compensating the opening symbol). For example, `snowman` is added with:

```
\AddAnimal{snowman}
{ \
  \ _[_]_
    (")
  >-( : )-<
    (_ : _)}

```

It is not checked whether the animal already exists, you could therefore redefine existing animals with this macro.

The symbols signaling the speech (in the `snowman` example above the two backslashes) should at most be used in the first three lines, as they get replaced by `0` and `o` for `\duckthink`. They also shouldn't be preceded by anything other than a space in that line.

\AddColoredAnimal

It does the same as `\AddAnimal` but allows three different colouring syntaxes. You can use `\textcolor` in the `{ascii-art}` with the syntax `\textcolor{<color>}{<text>}`. Note that you can't use braces in the arguments of `\textcolor`.

You can also use a delimited `\color` of the form `\bgroup\color{<color>}<text>\egroup`, a space after that `\egroup` will be considered a space in the output, you don't have to leave a space after the `\egroup` (so `\bgroup\color{red}RedText\egroupOtherText` is valid syntax). You can't nest delimited `\colors`.

Also you can use an undelimited `\color`. It affects anything until the end of the current line (or, if used inside of the `\text` of an delimited `\color`, anything until the end of that delimited `\color`'s `\text`). The syntax would be `\color{<color>}`.

The package doesn't load anything providing those colouring commands for you and it doesn't provide any coloured animals. The parsing is done using regular expressions provided by L<sup>A</sup>T<sub>E</sub>X3. It is therefore slower than the normal `\AddAnimal`.

### 1.2.2 Options

The following options are available independent on the used code variant (the value of the `version` key). They might be used as package options – unless otherwise specified – or used in the macros `\DucksayOptions`, `\ducksay` and `\duckthink` – again unless otherwise specified. Some options might be accessible in both code variants but do slightly different things. If that’s the case they will be explained in [subsubsection 1.3.3](#) and [subsubsection 1.4.3](#) for `version 1` and `2`, respectively.

$$\text{version}=\langle number \rangle$$

With this you can choose the code variant to be used. Currently 1 and 2 are available. This can be set only during package load time. For a dedicated description of each version look into [subsection 1.3](#) and [subsection 1.4](#). The package author would choose **version=2**, the other version is mostly for legacy reasons. The default is 2.

`\animal` One of the animals listed in [subsection 1.6](#) or any of the ones added with `\AddAnimal`. Not useable as package option. Also don't use it in `\DucksayOptions`, it'll break the default animal selection.

( 3 )

Options.  
For every occasion

```

\      _//|  .-----.
\  _/oo  }          }-@
('')_  }          |
'---'| { }---{ }
      //  /  /  /

```

`animal=<animal>`

Locally sets the default animal. Note that `\ducksay` and `\duckthink` do digest their options inside of a group, so it just results in a longer alternative to the use of `<animal>` if used in their options.

`ligatures=<token list>`

each token you don't want to form ligatures during `\AddAnimal` should be contained in this list. All of them get enclosed by grouping `{` and `}` so that they can't form ligatures. Giving no argument (or an empty one) might enhance compilation speed by disabling this replacement. The formation of ligatures was only observed in combination with `\usepackage[T1]{fontenc}` by the author of this package. Therefore giving the option `ligatures` without an argument might enhance the compilation speed for you without any drawbacks. Initially this is set to `'<>,-'`.

**Note:** In earlier releases this option's expected argument was a regular expression. This means that this option is not fully downward compatible with older versions. The speed gain however seems worth it (and I hope the affected documents are few).

`add-think=<bool>`

by default the animals for `\duckthink` are not created during package load time, but only when they are really used – but then they are created globally so it just has to be done once. This is done because they rely on a rather slow regular expression. If you set this key to `true` each `\AddAnimal` will also create the corresponding `\duckthink` variant immediately.

( 4 )  
\\ .-'\V\\  
"\\  
\_\_\_\_/ ( '\_\_\_\_\_  
}-----} H H H H }-----}

## 1.3 Version 1

### 1.3.1 Introduction

This version is included for legacy support (old documents should behave the same without any change to them – except the usage of `version=1` as an option). For the bleeding edge version of `ducksay` skip this subsection and read [subsection 1.4](#).

### 1.3.2 Macros

The following is the description of macros which differ in behaviour from those of version 2.

`\ducksay[⟨options⟩]{⟨message⟩}`

options might include any of the options described in [subsection 1.2.2](#) and [subsection 1.3.3](#) if not otherwise specified. Prints an `⟨animal⟩` saying `⟨message⟩`. `⟨message⟩` is not read in verbatim. Multi-line `⟨message⟩`s are possible using `\\`. `\\` should not be contained in a macro definition but at toplevel. Else use the option `ht`.

`\duckthink[⟨options⟩]{⟨message⟩}`

options might include any of the options described in [subsection 1.2.2](#) and [subsection 1.3.3](#) if not otherwise specified. Prints an `⟨animal⟩` thinking `⟨message⟩`. `⟨message⟩` is not read in verbatim. It is implemented using regular expressions replacing a `\` which is only preceded by `\s*` in the first three lines with `0` and `o`. It is therefore slower than `\ducksay`. Multi-line `⟨message⟩`s are possible using `\\`. `\\` should not be contained in a macro definition but at toplevel. Else use the option `ht`.

### 1.3.3 Options

The following options are available to `\ducksay`, `\duckthink`, and `\DucksayOptions` and if not otherwise specified also as package options:

`bubble=⟨code⟩`

use `⟨code⟩` in a group right before the bubble (for font switches). Might be used as a package option but not all control sequences work out of the box there.

`body=⟨code⟩` use `⟨code⟩` in a group right before the body (meaning the `⟨animal⟩`). Might be used as a package option but not all control sequences work out of the box there. E.g. to right-align the `⟨animal⟩` to the bubble, use `body=\hfill`.

`align=⟨valign⟩`

use `⟨valign⟩` as the vertical alignment specifier given to the `tabular` which is around the contents of `\ducksay` and `\duckthink`.

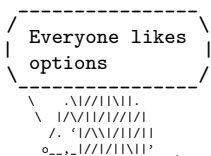

`msg-align=⟨halign⟩`

use `⟨halign⟩` for alignment of the rows of multi-line `⟨message⟩`s. It should match a `tabular` column specifier. Default is `l`. It only affects the contents of the speech bubble not the bubble.

`rel-align=⟨column⟩`

use `⟨column⟩` for alignment of the bubble and the body. It should match a `tabular` column specifier. Default is `l`.

```
( 5 )
\ .-'\
" \
- - - - - ( . )
- - - - - ) H H H ) - - - - - H H H H H )
```



`wd=<count>` in order to detect the width the `<message>` is expanded. This might not work out for some commands (e.g. `\url` from `hyperref`). If you specify the width using `wd` the `<message>` is not expanded and therefore the command *might* work out. `<count>` should be the character count.

`ht=<count>` you might explicitly set the height (the row count) of the `<message>`. This only has an effect if you also specify `wd`.

```

      /\_/\
     /_____\
    /         \
   /           \
  /             \
 /               \
/                 \
\                 /
 \               /
  \             /
   \           /
    \         /
     \       /
      \_/_/

```

### 1.3.4 Defects

- no automatic line wrapping

( 6 )

## 1.4 Version 2

### 1.4.1 Introduction

Version 2 is the current version of `ducksay`. It features automatic line wrapping (if you specify a fixed width) and in general more options (with some nasty argument parsing).

If you're already used to version 1 you should note one important thing: You should only specify the `version`, the `ligatures` and `add-think` during package load time as arguments to `\usepackage`. The other keys might not work or do unintended things and only don't throw errors or warnings because of the legacy support of version 1.

### 1.4.2 Macros

The following is the description of macros which differ in behaviour from those of version 1.

---

`\ducksay`    `\ducksay[⟨options⟩]{⟨message⟩}`

options might include any of the options described in [subsubsection 1.2.2](#) and [subsubsection 1.4.3](#) if not otherwise specified. Prints an `⟨animal⟩` saying `⟨message⟩`.

The `⟨message⟩` can be read in in four different ways. For an explanation of the `⟨message⟩` reading see the description of the `arg` key in [subsubsection 1.4.3](#).

The height and width of the message is determined by measuring its dimensions and the bubble will be set accordingly. The box surrounding the message will be placed both horizontally and vertically centred inside of the bubble. The output utilizes L<sup>A</sup>T<sub>E</sub>X3's coffin mechanism described in [interface3.pdf](#) and the documentation of `xcoffins`.

---

`\duckthink`    `\duckthink[⟨options⟩]{⟨message⟩}`

The only difference to `\ducksay` is that in `\duckthink` the `⟨animal⟩`s think the `⟨message⟩` and don't say it.

It is implemented using regular expressions replacing a `\` which is only preceded by `\s*` (any number of space tokens) in the first three lines with `0` and `o`. It's first use per `⟨animal⟩` might therefore be slower than `\ducksay` depending on the `add-think` key (see its description in [subsubsection 1.2.2](#)).

### 1.4.3 Options

In version 2 the following options are available. Keep in mind that you shouldn't use them during package load time but in the arguments of `\ducksay`, `\duckthink` or `\DucksayOptions`.

`arg=⟨choice⟩`

specifies how the `⟨message⟩` argument of `\ducksay` and `\duckthink` should be read in. Available options are `box`, `tab` and `tab*`:

**box** the argument is read in either as a `\hbox` or a `\vbox` (the latter if a fixed width is specified with either `wd` or `wd*`). Note that in this mode any arguments relying on category code changes like e.g. `\verb` will work (provided that you don't use `\ducksay` or `\duckthink` inside of an argument of another macro of course).

**tab** the argument is read in as the contents of a `tabular`. Note that in this mode any arguments relying on category code changes like e.g. `\verb` will *not* work. This mode comes closest to the behaviour of version 1 of `ducksay`.

```
( 7 )
\ .-'\V\
" \
_--/ ( : )
|-----|-----|-----|
```



**tab\***

the argument is read in as the contents of a **tabular**. However it is read in verbatim and uses `\scantokens` to rescan the argument. Note that in this mode any arguments relying on category code changes like e.g. `\verb` will work. You can't use `\ducksay` or `\duckthink` as an argument to another macro in this mode however.

**b** shortcut for `out-v=b`.

`body=<font>` add `<font>` to the font definitions in use to typeset the `<animal>`'s body.

`body*=<font>`  
clear any definitions previously made (including the package default) and set the font definitions in use to typeset the `<animal>`'s body to `<font>`. The package default is `\verbatim@font`. In addition `\frenchspacing` will always be used prior to the defined `<font>`.

`body-align=<choice>`  
sets the relative alignment of the `<animal>` to the `<message>`. Possible choices are `l`, `c` and `r`. For `l` the `<animal>` is flushed to the left of the `<message>`, for `c` it is centred and for `r` it is flushed right. More fine grained control over the alignment can be obtained with the keys `msg-to-body`, `body-to-msg`, `body-x` and `body-y`. Package default is `l`.

`body-mirrored=<bool>`  
if set true the `<animal>` will be mirrored along its vertical centre axis. Package default is `false`. If you set it `true` you'll most likely need to manually adjust the alignment of the body with one or more of the keys `body-align`, `body-to-msg`, `msg-to-body`, `body-x` and `body-y`.

`body-to-msg=<pole>`  
defines the horizontal coffin `<pole>` to be used for the placement of the `<animal>` beneath the `<message>`. See [interface3.pdf](#) and the documentation of `xcoffins` for information about coffin poles..

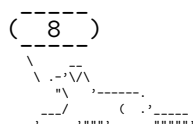
`body-x=<dimen>`  
defines a horizontal offset of `<dimen>` length of the `<animal>` from its placement beneath the `<message>`.

`body-y=<dimen>`  
defines a vertical offset of `<dimen>` length of the `<animal>` from its placement beneath the `<message>`.

`bubble=<font>`  
add `<font>` to the font definitions in use to typeset the bubble. This does not affect the `<message>` only the bubble put around it.

`bubble*=<font>`  
clear any definitions previously made (including the package default) and set the font definitions in use to typeset the bubble to `<font>`. This does not affect the `<message>` only the bubble put around it. The package default is `\verbatim@font`.

`bubble-bot-kern=<dimen>`  
specifies a vertical offset of the placement of the lower border of the bubble from the bottom of the left and right borders.



- `bubble-delim-left-1=<token list>`  
the left delimiter used if only one line of delimiters is needed. Package default is `(`.
- `bubble-delim-left-2=<token list>`  
the upper most left delimiter used if more than one line of delimiters is needed. Package default is `/`.
- `bubble-delim-left-3=<token list>`  
the left delimiters used to fill the gap if more than two lines of delimiters are needed. Package default is `|`.
- `bubble-delim-left-4=<token list>`  
the lower most left delimiter used if more than one line of delimiters is needed. Package default is `\`.
- `bubble-delim-right-1=<token list>`  
the right delimiter used if only one line of delimiters is needed. Package default is `)`.
- `bubble-delim-right-2=<token list>`  
the upper most right delimiter used if more than one line of delimiters is needed. Package default is `\`.
- `bubble-delim-right-3=<token list>`  
the right delimiters used to fill the gap if more than two lines of delimiters are needed. Package default is `|`.
- `bubble-delim-right-4=<token list>`  
the lower most right delimiter used if more than one line of delimiters is needed. Package default is `/`.
- `bubble-delim-top=<token list>`  
the delimiter used to create the top and bottom border of the bubble. The package default is `{-}` (the braces are important to suppress ligatures here).
- `bubble-side-kern=<dimen>`  
specifies the kerning used to move the sideways delimiters added to fill the gap for more than two lines of bubble height. (the left one is moved to the left, the right one to the right)
- `bubble-top-kern=<dimen>`  
specifies a vertical offset of the placement of the upper border of the bubble from the top of the left and right borders.
- `c`  
shortcut for `out-v=vc`.
- `col=<column>`  
specifies the used column specifier used for the `<message>` enclosing `tabular` for `arg=tab` and `arg=tab*`. Has precedence over `msg-align`. You can also use more than one column this way: `\ducksay[arg=tab,col=cc]{ You & can \\ do & it }` would be valid syntax.
- `hpad=<count>`  
Add `<count>` times more `bubble-delim-top` instances than necessary to the upper and lower border of the bubble. Package default is 2.

```

(-----)
 \  .-'\  \
  " \      \
  /       / ( .-----
 /-----/ HHHHHHHHHHHH

```

`ht=<count>` specifies a minimum height (in lines) of the `<message>`. The lines' count is that of the needed lines of the horizontal bubble delimiters. If the count of the actually needed lines is smaller than the specified `<count>`, `<count>` lines will be used. Else the required lines will be used.

`ignore-body=<bool>`  
If set `true` the `<animal>`'s body will be added to the output but it will not contribute to the bounding box (so will not take up any space).

`msg=⟨font⟩` add `⟨font⟩` to the font definitions in use to typeset the `⟨message⟩`.

`msg*=font` clear any definitions previously made (including the package default) and set the font definitions in use to typeset the `message` to *font*. The package default is `\verbatim@font`.

MSG= $\langle font \rangle$  same as msg= $\langle font \rangle$ , bubble= $\langle font \rangle$ .

MSG\*=*font* same as msg\*=*font*, bubble\*=*font*.

`msg-align=choice`  
specifies the alignment of the *message*. Possible values are l for flushed left, c for centred, r for flushed right and j for justified. If `arg=tab` or `arg=tab*` the j choice is only available for fixed width contents. Package default is l.

`msg-align-c=<token list>`  
 set the `<token list>` which is responsible to typeset the message centred if the option `msg-align=c` is used. It is used independent of the `arg` key. For `arg=tab` and `arg=tab*` the macro `\arraybackslash` provided by `array` is used afterwards. The package default is `\centering`. It might be useful if you want to use `ragged2e`'s `\Centering` for example.

`msg-align-j=<token list>`  
 set the `<token list>` which is responsible to typeset the message justified if the option `msg-align=j` is used. It is used independent of the `arg` key. For `arg=tab` and `arg=tab*` the macro `\arraybackslash` provided by `array` is used afterwards. The package default is empty as justification is the default behaviour of contents of a `p` column and of a `\vbox`. It might be useful if you want to use `ragged2e`'s `\justifying` for example.

`msg-align-l=<token list>`  
 set the `<token list>` which is responsible to typeset the message flushed left if the option `msg-align=l` is used. It is used independent of the `arg` key. For `arg=tab` and `arg=tab*` the macro `\arraybackslash` provided by `array` is used afterwards. The package default is `\raggedright`. It might be useful if you want to use `ragged2e`'s `\RaggedRight` for example.

`msg-align-r=<token list>`  
 set the `<token list>` which is responsible to typeset the message flushed right if the option `msg-align=r` is used. It is used independent of the `arg` key. For `arg=tab` and `arg=tab*` the macro `\arraybackslash` provided by `array` is used afterwards. The package default is `\raggedleft`. It might be useful if you want to use `ragged2e`'s `\RaggedLeft` for example.

`msg-to-bubble=<pole>`  
defines the horizontal coffin `<pole>` to be used as the reference point for the placement of the `<animal>` beneath the `<message>`. See [interface3.pdf](#) and the documentation of `xcoffins` for information about coffin poles..

( 10 )

- none**= $\langle bool \rangle$  One could say this is a special animal. If **true** no animal body will be used (resulting in just the speech bubble). Package default is of course **false**.
- out-h**= $\langle pole \rangle$   
defines the horizontal coffin  $\langle pole \rangle$  to be used as the anchor point for the print out of the complete result of `\ducksay` and `\duckthink`. See [interface3.pdf](#) and the documentation of [xcoffins](#) for information about coffin poles..
- out-v**= $\langle pole \rangle$   
defines the vertical coffin  $\langle pole \rangle$  to be used as the anchor point for the print out of the complete result of `\ducksay` and `\duckthink`. See [interface3.pdf](#) and the documentation of [xcoffins](#) for information about coffin poles..
- out-x**= $\langle dimen \rangle$   
specifies an additional horizontal offset of the print out of the complete result of `\ducksay` and `\duckthink`.
- out-y**= $\langle dimen \rangle$   
specifies an additional vertical offset of the print out of the complete result of `\ducksay` and `\duckthink`
- strip-spaces**= $\langle bool \rangle$   
if set **true** leading and trailing spaces are stripped from the  $\langle message \rangle$  if **arg=box** is used. Initially this is set to **false**.
- t** shortcut for **out-v=t**.
- vpad**= $\langle count \rangle$   
add  $\langle count \rangle$  to the lines used for the bubble, resulting in  $\langle count \rangle$  more lines than necessary to enclose the  $\langle message \rangle$  inside of the bubble.
- wd**= $\langle count \rangle$  specifies the width of the  $\langle message \rangle$  to be fixed to  $\langle count \rangle$  times the width of an upper case M in the  $\langle message \rangle$ 's font declaration. A value smaller than 0 is considered deactivated, else the width is considered as fixed. For a fixed width the argument of `\ducksay` and `\duckthink` is read in as a `\vbox` for **arg=box** and the column definition uses a p-type column for **arg=tab** and **arg=tab\***. If both **wd** is not smaller than 0 and **wd\*** is not smaller than 0pt, **wd\*** will take precedence.
- wd\***= $\langle dimen \rangle$  specifies the width of the  $\langle message \rangle$  to be fixed to  $\langle dimen \rangle$ . A value smaller than 0pt is considered deactivated, else the width is considered as fixed. For a fixed width the argument of `\ducksay` and `\duckthink` is read in as a `\vbox` for **arg=box** and the column definition uses a p-type column for **arg=tab** and **arg=tab\***. If both **wd** is not smaller than 0 and **wd\*** is not smaller than 0pt, **wd\*** will take precedence.

```

-----
( 11 )
-----
 \ .-' \ / \
  " \      '
-----/      ( '-----
)-----) H H H )-----) H H H H H )

```



## 1.6 Available Animals

```

graph TD
    A["( duck )"] --> B[">( ^ ) /"]
    
    C["( small-duck )"] --> D[">() _"]
    C --> E["( _ ) _ _"]
    
    F["( duck-family )"] --> G[">( ^ ) /"]
    G --> H["/( \'-----/ -() _ >() _"]

```

```
(-----  
small-rabbit)
```

(tux)

C1=CC=C(C=C1)C2=CC=CC=C2[illegible]

```
( pig )
 \  _//| .-----. }-@
  \ _/oo }
  (',) _ |
   '---| { }--{ }
        // // //
```

```

( frog )
  \  (.)_(.)
   \ ( )
  / \ '-----' \ \
 /   \ ( ) /   \
)     / \ _.._ / \ (
)   / / \ \ / \ \ \ (

```

```
( snowman )
 \  _[_]_
   ( " )
  >-( : )-<
   ( _ : _ )
```

( bunny )


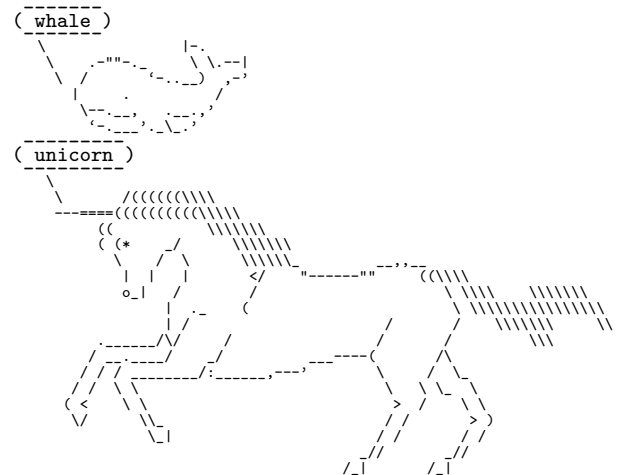
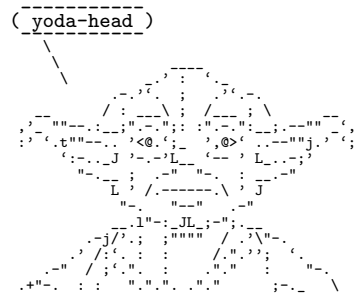
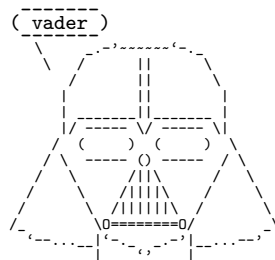
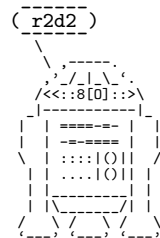

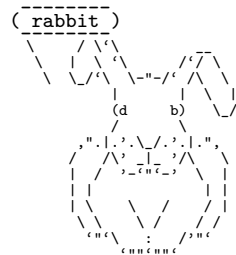
The diagram illustrates a sequence of transformations from a simple shape to a complex fractal-like structure. The sequence is as follows:

- (dragon)**: The final, most complex structure, which is a self-similar fractal.
- (1)**: A simple shape, possibly a triangle or a square, with some internal lines.
- (2)**: A shape with more internal lines, possibly a more complex polygon.
- (3)**: A shape with even more internal lines, possibly a more complex polygon.
- (4)**: A shape with even more internal lines, possibly a more complex polygon.
- (5)**: A shape with even more internal lines, possibly a more complex polygon.
- (6)**: A shape with even more internal lines, possibly a more complex polygon.
- (7)**: A shape with even more internal lines, possibly a more complex polygon.
- (8)**: A shape with even more internal lines, possibly a more complex polygon.
- (9)**: A shape with even more internal lines, possibly a more complex polygon.
- (10)**: A shape with even more internal lines, possibly a more complex polygon.

The transformations are indicated by arrows pointing from the simpler shapes to the more complex ones, showing a progression of increasing complexity.

```
( sodomized )
  \
  ^--^
 (oo)\-----/ \ \
 (--) \      ) /
      ||-----w ((
      ||         ||>>
```

```
( hedgehog )
\      .\|//|\\|
\     /|\\|/|/|/|/|
/     /|\\|/|/|/|/|
o     /|\\|/|/|/|/|
```




WTFPL would be a better license.

## 1.7 Miscellaneous

This work may be distributed and/or modified under the conditions of the L<sup>A</sup>T<sub>E</sub>X Project Public License (LPPL), either version 1.3c of this license or (at your option) any later version. The latest version of this license is in the file: <http://www.latex-project.org/lppl.txt>

The package is hosted on [https://github.com/Skillmon/ltx\\_ducksay](https://github.com/Skillmon/ltx_ducksay), you might report bugs there.



## 2 Implementation

1 `<*pkg>`

### 2.1 Shared between versions

#### 2.1.1 Variables

##### 2.1.1.1 Integers

2 `\int_new:N \l_ducksay_msg_width_int`  
 3 `\int_new:N \l_ducksay_msg_height_int`

##### 2.1.1.2 Sequences

4 `\seq_new:N \l_ducksay_msg_lines_seq`

##### 2.1.1.3 Token lists

5 `\tl_new:N \l_ducksay_say_or_think_tl`  
 6 `\tl_new:N \l_ducksay_align_tl`  
 7 `\tl_new:N \l_ducksay_msg_align_tl`  
 8 `\tl_new:N \l_ducksay_animal_tl`  
 9 `\tl_new:N \l_ducksay_body_tl`  
 10 `\tl_new:N \l_ducksay_bubble_tl`  
 11 `\tl_new:N \l_ducksay_tmpa_tl`

##### 2.1.1.4 Boolean

12 `\bool_new:N \l_ducksay_also_add_think_bool`  
 13 `\bool_new:N \l_ducksay_version_one_bool`  
 14 `\bool_new:N \l_ducksay_version_two_bool`

##### 2.1.1.5 Boxes

15 `\box_new:N \l_ducksay_tmpa_box`

### 2.1.2 Regular Expressions

Regular expressions for `\duckthink`

16 `\regex_const:Nn \c_ducksay_first_regex { \A(.s*)\\ }`  
 17 `\regex_const:Nn \c_ducksay_second_regex { \A(.^~\c{null}]*\c{null}\s*)\\ }`  
 18 `\regex_const:Nn \c_ducksay_third_regex {`  
 19  `\A(.^~\c{null}]*\c{null}[~\c{null}]*\c{null}\s*)\\ }`  
 20 `\regex_const:Nn \c_ducksay_textcolor_regex`  
 21  `{ \c0(?:\\textcolor\{(.*)\}\{(.*)\}) }`  
 22 `\regex_const:Nn \c_ducksay_color_delim_regex`  
 23  `{ \c0(?:\\bgroup\\color\{(.*)\}(.)\\egroup) }`  
 24 `\regex_const:Nn \c_ducksay_color_regex`  
 25  `{ \c0(?:\\color\{(.*)\}) }`

### 2.1.3 Messages

```
26 \msg_new:nnn { ducksay } { load-time-only }
27 { The~'#1'~key~is~to~be~used~only~during~package~load~time. }
```

### 2.1.4 Key-value setup

```
28 \keys_define:nn { ducksay }
29 {
30   ,bubble .tl_set:N      = \l_ducksay_bubble_tl
31   ,body   .tl_set:N      = \l_ducksay_body_tl
32   ,align  .tl_set:N      = \l_ducksay_align_tl
33   ,align  .value_required:n = true
34   ,wd     .int_set:N      = \l_ducksay_msg_width_int
35   ,wd     .initial:n      = -\c_max_int
36   ,wd     .value_required:n = true
37   ,ht     .int_set:N      = \l_ducksay_msg_height_int
38   ,ht     .initial:n      = -\c_max_int
39   ,ht     .value_required:n = true
40   ,animal .code:n        =
41     { \keys_define:nn { ducksay } { default_animal .meta:n = { #1 } } }
42   ,animal .initial:n      = duck
43   ,msg-align .tl_set:N    = \l_ducksay_msg_align_tl
44   ,msg-align .initial:n   = 1
45   ,msg-align .value_required:n = true
46   ,rel-align .tl_set:N    = \l_ducksay_rel_align_tl
47   ,rel-align .initial:n   = 1
48   ,rel-align .value_required:n = true
49   ,ligatures .tl_set:N    = \l_ducksay_ligatures_tl
50   ,ligatures .initial:n   = { '<>','-' }
51   ,add-think .bool_set:N  = \l_ducksay_also_add_think_bool
52   ,version .choice:
53   ,version / 1 .code:n    =
54     {
55       \bool_set_false:N \l_ducksay_version_two_bool
56       \bool_set_true:N  \l_ducksay_version_one_bool
57     }
58   ,version / 2 .code:n    =
59     {
60       \bool_set_false:N \l_ducksay_version_one_bool
61       \bool_set_true:N  \l_ducksay_version_two_bool
62     }
63   ,version .initial:n     = 2
64 }
65 \ProcessKeysOptions { ducksay }
66
67   Undefine the load-time-only keys
68 \keys_define:nn { ducksay }
69 {
70   version .code:n = \msg_error:nnn { ducksay } { load-time-only } { version }
71 }
```

### 2.1.5 Functions

#### 2.1.5.1 Generating Variants of External Functions

```
70 \cs_generate_variant:Nn \tl_if_eq:nnT { VnT }
```

```
(-----)
\ .-'\V\
"\"
----- (-----)
)-----)-----)-----)-----)
```



## 2.1.5.2 Internal

\duksay\_create\_think\_animal:n

```

71 \cs_new_protected:Npn \duksay_create_think_animal:n #1
72 {
73   \group_begin:
74     \tl_set_eq:Nc \l_duksay_tmpa_tl { g_duksay_animal_say_#1_tl }
75     \regex_replace_once:NnN \c_duksay_first_regex { \10 } \l_duksay_tmpa_tl
76     \regex_replace_once:NnN \c_duksay_second_regex { \1o } \l_duksay_tmpa_tl
77     \regex_replace_once:NnN \c_duksay_third_regex { \1o } \l_duksay_tmpa_tl
78     \tl_gset_eq:cN { g_duksay_animal_think_#1_tl } \l_duksay_tmpa_tl
79   \group_end:
80 }

```

(End definition for \duksay\_create\_think\_animal:n. This function is documented on page ??.)

\duksay\_replace\_verb\_newline:Nn

```

81 \cs_new_protected:Npx \duksay_replace_verb_newline:Nn #1 #2
82 {
83   \tl_replace_all:Nnn #1 { \char_generate:nn { 13 } { 12 } } { #2 }
84 }

```

(End definition for \duksay\_replace\_verb\_newline:Nn. This function is documented on page ??.)

\duksay\_replace\_verb\_newline\_newline:Nn

```

85 \cs_new_protected:Npx \duksay_replace_verb_newline_newline:Nn #1 #2
86 {
87   \tl_replace_all:Nnn #1
88     { \char_generate:nn { 13 } { 12 } \char_generate:nn { 13 } { 12 } } { #2 }
89 }

```

(End definition for \duksay\_replace\_verb\_newline\_newline:Nn. This function is documented on page ??.)

\duksay\_process\_verb\_newline:nnn

```

90 \cs_new_protected:Npn \duksay_process_verb_newline:nnn #1 #2 #3
91 {
92   \tl_set:Nn \ProcessedArgument { #3 }
93   \duksay_replace_verb_newline_newline:Nn \ProcessedArgument { #2 }
94   \duksay_replace_verb_newline:Nn \ProcessedArgument { #1 }
95 }

```

(End definition for \duksay\_process\_verb\_newline:nnn. This function is documented on page ??.)

\duksay\_add\_animal\_inner:nn

```

96 \cs_new_protected:Npn \duksay_add_animal_inner:nn #1 #2
97 {
98   \tl_set:Nn \l_duksay_tmpa_tl { \ #2 }
99   \tl_map_inline:Nn \l_duksay_ligatures_tl
100     { \tl_replace_all:Nnn \l_duksay_tmpa_tl { ##1 } { { ##1 } } }
101   \duksay_replace_verb_newline:Nn \l_duksay_tmpa_tl { \tabularnewline\null }
102   \tl_gset_eq:cN { g_duksay_animal_say_#1_tl } \l_duksay_tmpa_tl
103   \keys_define:nn { duksay }
104   {
105     #1 .code:n =

```

```

( 16 )
\ .-'√\
" \
---/ (.'-----
)-----)-----)-----)

```



```

143 \bool_if:NT \l_ducksay_also_add_think_bool
144 { \ducksay_create_think_animal:n { #2 } }
145 \IfBooleanT{#1}
146 { \keys_define:nn { ducksay } { default_animal .meta:n = { #2 } } }
147 }

```

(End definition for `\AddColoredAnimal`. This function is documented on page 3.)

## 2.1.6 Load the Correct Version and the Animals

```

148 \bool_if:NT \l_ducksay_version_one_bool
149 { \file_input:n { ducksay.code.v1.tex } }
150 \bool_if:NT \l_ducksay_version_two_bool
151 { \file_input:n { ducksay.code.v2.tex } }

152 \ExplSyntaxOff
153 \input{ducksay.animals.tex}

154 </pkg>

```

## 2.2 Version 1

155 `*code.v1`

### 2.2.1 Functions

#### 2.2.1.1 Internal

```
\ducksay_longest_line:n Calculate the length of the longest line
```

```

156 \cs_new:Npn \ducksay_longest_line:n #1
157 {
158   \int_incr:N \l_ducksay_msg_height_int
159   \exp_args:NNx \tl_set:Nn \l_ducksay_tmpa_tl { #1 }
160   \regex_replace_all:nnN { \s } { \c { space } } \l_ducksay_tmpa_tl
161   \int_set:Nn \l_ducksay_msg_width_int
162   {
163     \int_max:nn
164     { \l_ducksay_msg_width_int } { \tl_count:N \l_ducksay_tmpa_tl }
165   }
166 }

```

(End definition for \ducksay\_longest\_line:n. This function is documented on page ??.)

`\ducksay_open_bubble:` Draw the opening bracket of the bubble

```

167 \cs_new:Npn \ducksay_open_bubble:
168 {
169   \begin{tabular}{@{}l@{}}
170     \null\
171     \int_compare:nNnTF { \l_ducksay_msg_height_int } = { 1 } { ( }
172     {
173       /
174       \int_step_inline:nnn
175         { 3 } { \l_ducksay_msg_height_int } { \\ \kern-0.2em| }
176       \\ \detokenize{ \ }
177     }
178     \\ [-1ex] \null
179   \end{tabular}
180   \begin{tabular}{@{}l@{}}
181     _\
182     \int_step_inline:nnn { 2 } { \l_ducksay_msg_height_int } { \\ } \\ [-1ex]
183     \mbox { - }
184   \end{tabular}
185 }

```

(End definition for \ducksay\_open\_bubble:. This function is documented on page ??.)

`\ducksay_close_bubble:` Draw the closing bracket of the bubble

```

186 \cs_new:Npn \ducksay_close_bubble:
187 {
188   \begin{tabular}{@{}l@{}}
189     _\\
190     \int_step_inline:nnn { 2 } { \l_ducksay_msg_height_int } { \ } { \ } [-1ex]
191     { - }
192   \end{tabular}
193   \begin{tabular}{@{}r@{}}
194     \null\\

```

```

195 \int_compare:nNnTF { \l_ducksay_msg_height_int } = { 1 }
196 { ) }
197 {
198   \detokenize {\ }
199   \int_step_inline:nnn
200     { 3 } { \l_ducksay_msg_height_int } { \\|\kern-0.2em }
201   \\/
202 }
203 \\[-1ex]\null
204 \end{tabular}
205 }

```

(End definition for `\ducksay_close_bubble`:. This function is documented on page ??.)

`\ducksay_print_msg:nn` Print out the message

```

206 \cs_new:Npn \ducksay_print_msg:nn #1 #2
207 {
208   \begin{tabular}{@{} #2 @{}}
209     \int_step_inline:nn { \l_ducksay_msg_width_int } { _ } \\
210     #1\\[-1ex]
211     \int_step_inline:nn { \l_ducksay_msg_width_int } { { - } }
212   \end{tabular}
213 }
214 \cs_generate_variant:Nn \ducksay_print_msg:nn { nV }

```

(End definition for `\ducksay_print_msg:nn`. This function is documented on page ??.)

`\ducksay_print:nn` Print out the whole thing

```

215 \cs_new:Npn \ducksay_print:nn #1 #2
216 {
217   \int_compare:nNnTF { \l_ducksay_msg_width_int } < { 0 }
218   {
219     \int_zero:N \l_ducksay_msg_height_int
220     \seq_set_split:Nnn \l_ducksay_msg_lines_seq { \\ } { #1 }
221     \seq_map_function:NN \l_ducksay_msg_lines_seq \ducksay_longest_line:n
222   }
223   {
224     \int_compare:nNnT { \l_ducksay_msg_height_int } < { 0 }
225     {
226       \regex_count:nnN { \c { \\ } } { #1 } \l_ducksay_msg_height_int
227       \int_incr:N \l_ducksay_msg_height_int
228     }
229   }
230   \group_begin:
231     \frenchspacing
232     \verbatim@font
233     \@noligs
234     \begin{tabular}[\l_ducksay_align_tl]{@{}#2@{}}
235       \l_ducksay_bubble_tl
236       \begin{tabular}{@{}l@{}}
237         \ducksay_open_bubble:
238         \ducksay_print_msg:nV { #1 } \l_ducksay_msg_align_tl
239         \ducksay_close_bubble:
240       \end{tabular}\\
241       \l_ducksay_body_tl

```

```

( 20 )
\ .-' \
" \
----- ( .) -----
)-----)-----)-----)-----)

```

```

242     \begin{tabular}{@{}l@{}}
243       \l_ducksay_animal_tl
244     \end{tabular}
245   \end{tabular}
246 \group_end:
247 }
248 \cs_generate_variant:Nn \ducksay_print:nn { nV }

```

(End definition for `\ducksay_print:nn`. This function is documented on page ??.)

`\ducksay_prepare_say_and_think:n` Reset some variables

```

249 \cs_new:Npn \ducksay_prepare_say_and_think:n #1
250 {
251   \int_set:Nn \l_ducksay_msg_width_int { -\c_max_int }
252   \int_set:Nn \l_ducksay_msg_height_int { -\c_max_int }
253   \keys_set:nn { ducksay } { #1 }
254   \tl_if_empty:NT \l_ducksay_animal_tl
255     { \keys_set:nn { ducksay } { default_animal } }
256 }

```

(End definition for `\ducksay_prepare_say_and_think:n`. This function is documented on page ??.)

### 2.2.1.2 Document level

`\ducksay`

```

257 \NewDocumentCommand \ducksay { 0{} m }
258 {
259   \group_begin:
260     \tl_set:Nn \l_ducksay_say_or_think_tl { say }
261     \ducksay_prepare_say_and_think:n { #1 }
262     \ducksay_print:nV { #2 } \l_ducksay_rel_align_tl
263   \group_end:
264 }

```

(End definition for `\ducksay`. This function is documented on page 7.)

`\duckthink`

```

265 \NewDocumentCommand \duckthink { 0{} m }
266 {
267   \group_begin:
268     \tl_set:Nn \l_ducksay_say_or_think_tl { think }
269     \ducksay_prepare_say_and_think:n { #1 }
270     \ducksay_print:nV { #2 } \l_ducksay_rel_align_tl
271   \group_end:
272 }

```

(End definition for `\duckthink`. This function is documented on page 7.)

273 `\</code>.v1`

## 2.3 Version 2

274 `*code.v2`

Load the additional dependencies of version 2.

```
275 \RequirePackage{array,grabbbox}
```

### 2.3.1 Messages

```
276 \msg_new:nnn { ducksay } { justify~unavailable }
```

277 {

```
278 Justified~content~is~not~available~for~tabular~argument~mode~without~fixed~
279 width.~'l'~column~is~used~instead.
```

280 }

```
281 \msg_new:nnn { ducksay } { unknown~message~alignment }
```

282 {

```
283 The-specified-message-alignment~'\exp_not:n { #1 }'~is-unknown.~
284 'l'~is-used-as-fallback.
```

285 }

### 2.3.2 Variables

### 2.3.2.1 Token Lists

```
286 \tl_new:N \l_ducksay_msg_align_vbox_tl
```

### 2.3.2.2 Boxes

```
287 \box_new:N \l_ducksay_msg_box
```

### 2.3.2.3 Bools

```
288 \bool_new:N \l_ducksay_eat_arg_box_bool
```

```
289 \bool_new:N \l_ducksay_eat_arg_tab_verb_bool
```

```
290 \bool_new:N \l_ducksay_mirrored_body_bool
```

#### 2.3.2.4 Coffins

```
291 \coffin_new:N \l_ducksay_body_coffin
```

```
292 \coffin_new:N \l_ducksay_bubble_close_coffin
```

```
293 \coffin_new:N \l_ducksay_bubble_open_coffin
```

```
294 \coffin_new:N \l_ducksay_bubble_top_coffin
```

```
295 \coffin_new:N \l_ducksay_msg_coffin
```

### 2.3.2.5 Dimensions

```
296 \dim_new:N \l_ducksay_hpad_dim
```

```
297 \dim_new:N \l_ducksay_bubble_bottom_kern_dim
```

```
298 \dim_new:N \l_ducksay_bubble_top_kern_dim
```

```
299 \dim_new:N \l_ducksay_msg_width_dim
```

### 2.3.3 Options

```

300 \keys_define:nn { ducksay }
301 {
302   ,arg .choice:
303   ,arg / box .code:n = \bool_set_true:N \l_ducksay_eat_arg_box_bool
304   ,arg / tab .code:n =
305   {
306     \bool_set_false:N \l_ducksay_eat_arg_box_bool
307     \bool_set_false:N \l_ducksay_eat_arg_tab_verb_bool
308   }
309   ,arg / tab* .code:n =
310   {
311     \bool_set_false:N \l_ducksay_eat_arg_box_bool
312     \bool_set_true:N \l_ducksay_eat_arg_tab_verb_bool
313   }
314   ,arg .initial:n = tab
315   ,wd* .dim_set:N = \l_ducksay_msg_width_dim
316   ,wd* .initial:n = -\c_max_dim
317   ,wd* .value_required:n = true
318   ,none .bool_set:N = \l_ducksay_no_body_bool
319   ,body-mirrored .bool_set:N = \l_ducksay_mirrored_body_bool
320   ,ignore-body .bool_set:N = \l_ducksay_ignored_body_bool
321   ,body-x .dim_set:N = \l_ducksay_body_x_offset_dim
322   ,body-x .value_required:n = true
323   ,body-y .dim_set:N = \l_ducksay_body_y_offset_dim
324   ,body-y .value_required:n = true
325   ,body-to-msg .tl_set:N = \l_ducksay_body_to_msg_align_body_tl
326   ,msg-to-body .tl_set:N = \l_ducksay_body_to_msg_align_msg_tl
327   ,body-align .choice:
328   ,body-align / l .meta:n = { body-to-msg = l , msg-to-body = l }
329   ,body-align / c .meta:n = { body-to-msg = hc , msg-to-body = hc }
330   ,body-align / r .meta:n = { body-to-msg = r , msg-to-body = r }
331   ,body-align .initial:n = l
332   ,msg-align .choice:
333   ,msg-align / l .code:n = { \tl_set:Nn \l_ducksay_msg_align_tl { l } }
334   ,msg-align / c .code:n = { \tl_set:Nn \l_ducksay_msg_align_tl { c } }
335   ,msg-align / r .code:n = { \tl_set:Nn \l_ducksay_msg_align_tl { r } }
336   ,msg-align / j .code:n = { \tl_set:Nn \l_ducksay_msg_align_tl { j } }
337   ,msg-align-l .tl_set:N = \l_ducksay_msg_align_l_tl
338   ,msg-align-l .initial:n = \raggedright
339   ,msg-align-c .tl_set:N = \l_ducksay_msg_align_c_tl
340   ,msg-align-c .initial:n = \centering
341   ,msg-align-r .tl_set:N = \l_ducksay_msg_align_r_tl
342   ,msg-align-r .initial:n = \raggedleft
343   ,msg-align-j .tl_set:N = \l_ducksay_msg_align_j_tl
344   ,msg-align-j .initial:n = {}
345   ,out-h .tl_set:N = \l_ducksay_output_h_pole_tl
346   ,out-h .initial:n = l
347   ,out-v .tl_set:N = \l_ducksay_output_v_pole_tl
348   ,out-v .initial:n = vc
349   ,out-x .dim_set:N = \l_ducksay_output_x_offset_dim
350   ,out-x .value_required:n = true
351   ,out-y .dim_set:N = \l_ducksay_output_y_offset_dim

```



```

352 ,out-y .value_required:n = true
353 ,t .meta:n = { out-v = t }
354 ,c .meta:n = { out-v = vc }
355 ,b .meta:n = { out-v = b }
356 ,body* .tl_set:N = \l_ducksay_body_fount_tl
357 ,msg* .tl_set:N = \l_ducksay_msg_fount_tl
358 ,bubble* .tl_set:N = \l_ducksay_bubble_fount_tl
359 ,body* .initial:n = \verbatim@font
360 ,msg* .initial:n = \verbatim@font
361 ,bubble* .initial:n = \verbatim@font
362 ,body .code:n = \tl_put_right:Nn \l_ducksay_body_fount_tl { #1 }
363 ,msg .code:n = \tl_put_right:Nn \l_ducksay_msg_fount_tl { #1 }
364 ,bubble .code:n = \tl_put_right:Nn \l_ducksay_bubble_fount_tl { #1 }
365 ,MSG .meta:n = { msg = #1 , bubble = #1 }
366 ,MSG* .meta:n = { msg* = #1 , bubble* = #1 }
367 ,hpad .int_set:N = \l_ducksay_hpad_int
368 ,hpad .initial:n = 2
369 ,hpad .value_required:n = true
370 ,vpad .int_set:N = \l_ducksay_vpad_int
371 ,vpad .value_required:n = true
372 ,col .tl_set:N = \l_ducksay_msg_tabular_column_tl
373 ,bubble-top-kern .tl_set:N = \l_ducksay_bubble_top_kern_tl
374 ,bubble-top-kern .initial:n = { -.5ex }
375 ,bubble-top-kern .value_required:n = true
376 ,bubble-bot-kern .tl_set:N = \l_ducksay_bubble_bottom_kern_tl
377 ,bubble-bot-kern .initial:n = { .2ex }
378 ,bubble-bot-kern .value_required:n = true
379 ,bubble-side-kern .tl_set:N = \l_ducksay_bubble_side_kern_tl
380 ,bubble-side-kern .initial:n = { 0.2em }
381 ,bubble-side-kern .value_required:n = true
382 ,bubble-delim-top .tl_set:N = \l_ducksay_bubble_delim_top_tl
383 ,bubble-delim-left-1 .tl_set:N = \l_ducksay_bubble_delim_left_a_tl
384 ,bubble-delim-left-2 .tl_set:N = \l_ducksay_bubble_delim_left_b_tl
385 ,bubble-delim-left-3 .tl_set:N = \l_ducksay_bubble_delim_left_c_tl
386 ,bubble-delim-left-4 .tl_set:N = \l_ducksay_bubble_delim_left_d_tl
387 ,bubble-delim-right-1 .tl_set:N = \l_ducksay_bubble_delim_right_a_tl
388 ,bubble-delim-right-2 .tl_set:N = \l_ducksay_bubble_delim_right_b_tl
389 ,bubble-delim-right-3 .tl_set:N = \l_ducksay_bubble_delim_right_c_tl
390 ,bubble-delim-right-4 .tl_set:N = \l_ducksay_bubble_delim_right_d_tl
391 ,bubble-delim-top .initial:n = { { - } }
392 ,bubble-delim-left-1 .initial:n = (
393 ,bubble-delim-left-2 .initial:n = /
394 ,bubble-delim-left-3 .initial:n = |
395 ,bubble-delim-left-4 .initial:n = \c_backslash_str
396 ,bubble-delim-right-1 .initial:n = )
397 ,bubble-delim-right-2 .initial:n = \c_backslash_str
398 ,bubble-delim-right-3 .initial:n = |
399 ,bubble-delim-right-4 .initial:n = /
400 ,strip-spaces .bool_set:N = \l_ducksay_msg_strip_spaces_bool
401 }

```

### 2.3.4 Functions

#### 2.3.4.1 Internal

```

( 24 )
\ .-'\
" \
----- ( .) -----
) -----) -----) -----) -----)

```

evaluate\_message\_alignment\_fixed\_width\_tabular:

```

402 \cs_new:Npn \ducksay_evaluate_message_alignment_fixed_width_tabular:
403 {
404   \tl_if_empty:NT \l_ducksay_msg_tabular_column_tl
405   {
406     \tl_set:Nx \l_ducksay_msg_tabular_column_tl
407     {
408       >
409       {
410         \str_case:Vn \l_ducksay_msg_align_tl
411         {
412           { l } { \exp_not:N \l_ducksay_msg_align_l_tl }
413           { c } { \exp_not:N \l_ducksay_msg_align_c_tl }
414           { r } { \exp_not:N \l_ducksay_msg_align_r_tl }
415           { j } { \exp_not:N \l_ducksay_msg_align_j_tl }
416         }
417         \exp_not:N \arraybackslash
418       }
419       p { \exp_not:N \l_ducksay_msg_width_dim }
420     }
421   }
422 }

```

(End definition for \ducksay\_evaluate\_message\_alignment\_fixed\_width\_tabular:. This function is documented on page ??.)

evaluate\_message\_alignment\_fixed\_width\_vbox:

```

423 \cs_new:Npn \ducksay_evaluate_message_alignment_fixed_width_vbox:
424 {
425   \tl_set:Nx \l_ducksay_msg_align_vbox_tl
426   {
427     \str_case:Vn \l_ducksay_msg_align_tl
428     {
429       { l } { \exp_not:N \l_ducksay_msg_align_l_tl }
430       { c } { \exp_not:N \l_ducksay_msg_align_c_tl }
431       { r } { \exp_not:N \l_ducksay_msg_align_r_tl }
432       { j } { \exp_not:N \l_ducksay_msg_align_j_tl }
433     }
434   }
435 }

```

(End definition for \ducksay\_evaluate\_message\_alignment\_fixed\_width\_vbox:. This function is documented on page ??.)

\ducksay\_calculate\_msg\_width\_from\_int:

```

436 \cs_new:Npn \ducksay_calculate_msg_width_from_int:
437 {
438   \hbox_set:Nn \l_ducksay_tmpa_box { \l_ducksay_msg_fount_tl M }
439   \dim_set:Nn \l_ducksay_msg_width_dim
440   { \l_ducksay_msg_width_int \box_wd:N \l_ducksay_tmpa_box }
441 }

```

(End definition for \ducksay\_calculate\_msg\_width\_from\_int:. This function is documented on page ??.)

\ducksay\_msg\_tabular\_begin:

```

442 \cs_new:Npn \ducksay_msg_tabular_begin:
443 {
444   \ducksay_msg_tabular_begin_inner:V \l_ducksay_msg_tabular_column_tl
445 }
446 \cs_new:Npn \ducksay_msg_tabular_begin_inner:n #1
447 {
448   \begin { tabular } { @{} #1 @{} }
449 }
450 \cs_generate_variant:Nn \ducksay_msg_tabular_begin_inner:n { V }

```

(End definition for \ducksay\_msg\_tabular\_begin:. This function is documented on page ??.)

\ducksay\_msg\_tabular\_end:

```

451 \cs_new:Npn \ducksay_msg_tabular_end:
452 {
453   \end { tabular }
454 }

```

(End definition for \ducksay\_msg\_tabular\_end:. This function is documented on page ??.)

\ducksay\_digest\_options:n

```

455 \cs_new:Npn \ducksay_digest_options:n #1
456 {
457   \keys_set:nn { ducksay } { #1 }
458   \tl_if_empty:NT \l_ducksay_animal_tl
459   { \keys_set:nn { ducksay } { default_animal } }
460   \bool_if:NTF \l_ducksay_eat_arg_box_bool
461   {
462     \dim_compare:nNnTF { \l_ducksay_msg_width_dim } < { \c_zero_dim }
463     {
464       \int_compare:nNnTF { \l_ducksay_msg_width_int } < { \c_zero_int }
465       {
466         \cs_set_eq:NN
467         \ducksay_eat_argument:w \ducksay_eat_argument_hbox:w
468       }
469       {
470         \cs_set_eq:NN
471         \ducksay_eat_argument:w \ducksay_eat_argument_vbox:w
472         \ducksay_calculate_msg_width_from_int:
473       }
474     }
475     {
476       \cs_set_eq:NN \ducksay_eat_argument:w \ducksay_eat_argument_vbox:w
477     }
478   }
479   {
480     \dim_compare:nNnTF { \l_ducksay_msg_width_dim } < { \c_zero_dim }
481     {
482       \int_compare:nNnTF { \l_ducksay_msg_width_int } < { \c_zero_int }
483       {
484         \tl_if_empty:NT \l_ducksay_msg_tabular_column_tl
485         {
486           \str_case:Vn \l_ducksay_msg_align_tl

```

```

487         {
488             { l }
489             { \tl_set:Nn \l_ducksay_msg_tabular_column_tl { l } }
490             { c }
491             { \tl_set:Nn \l_ducksay_msg_tabular_column_tl { c } }
492             { r }
493             { \tl_set:Nn \l_ducksay_msg_tabular_column_tl { r } }
494             { j } {
495                 \msg_error:nn { ducksay } { justify-unavailable }
496                 \tl_set:Nn \l_ducksay_msg_tabular_column_tl { l }
497             }
498         }
499     }
500 }
501 {
502     \ducksay_calculate_msg_width_from_int:
503     \ducksay_evaluate_message_alignment_fixed_width_tabular:
504 }
505 }
506 {
507     \ducksay_evaluate_message_alignment_fixed_width_tabular:
508 }
509 \cs_set_eq:NN \ducksay_eat_argument:w \ducksay_eat_argument_tabular:w
510 }
511 }

```

(End definition for \ducksay\_digest\_options:n. This function is documented on page ??.)

\ducksay\_set\_bubble\_top\_kern:

```

512 \cs_new:Npn \ducksay_set_bubble_top_kern:
513 {
514     \group_begin:
515     \l_ducksay_bubble_fount_tl
516     \exp_args:NNNx
517     \group_end:
518     \dim_set:Nn \l_ducksay_bubble_top_kern_dim
519     { \dim_eval:n { \l_ducksay_bubble_top_kern_tl } }
520 }

```

(End definition for \ducksay\_set\_bubble\_top\_kern:. This function is documented on page ??.)

\ducksay\_set\_bubble\_bottom\_kern:

```

521 \cs_new:Npn \ducksay_set_bubble_bottom_kern:
522 {
523     \group_begin:
524     \l_ducksay_bubble_fount_tl
525     \exp_args:NNNx
526     \group_end:
527     \dim_set:Nn \l_ducksay_bubble_bottom_kern_dim
528     { \dim_eval:n { \l_ducksay_bubble_bottom_kern_tl } }
529 }

```

(End definition for \ducksay\_set\_bubble\_bottom\_kern:. This function is documented on page ??.)

\ducksay\_shipout:

```

530 \cs_new_protected:Npn \ducksay_shipout:
531 {
532   \hbox_set:Nn \l_ducksay_tmpa_box
533   { \l_ducksay_bubble_fount_tl \l_ducksay_bubble_delim_top_tl }
534   \int_set:Nn \l_ducksay_msg_width_int
535   {
536     \fp_eval:n
537     {
538       ceil
539       ( \box_wd:N \l_ducksay_msg_box / \box_wd:N \l_ducksay_tmpa_box )
540     }
541   }
542   \group_begin:
543   \l_ducksay_bubble_fount_tl
544   \exp_args:NNNx
545   \group_end:
546   \int_set:Nn \l_ducksay_msg_height_int
547   {
548     \int_max:nn
549     {
550       \fp_eval:n
551       {
552         ceil
553         (
554           (
555             \box_ht:N \l_ducksay_msg_box
556             + \box_dp:N \l_ducksay_msg_box
557           )
558           / ( \arraystretch * \baselineskip )
559         )
560       }
561       + \l_ducksay_vpad_int
562     }
563     { \l_ducksay_msg_height_int }
564   }
565   \hcoffin_set:Nn \l_ducksay_bubble_open_coffin
566   {
567     \l_ducksay_bubble_fount_tl
568     \begin{tabular}{@{}l@{}}
569       \int_compare:nNnTF { \l_ducksay_msg_height_int } = { \c_one_int }
570       {
571         \l_ducksay_bubble_delim_left_a_tl
572       }
573       {
574         \l_ducksay_bubble_delim_left_b_tl\\
575         \int_step_inline:nnn
576         { 3 } { \l_ducksay_msg_height_int }
577         {
578           \kern-\l_ducksay_bubble_side_kern_tl
579           \l_ducksay_bubble_delim_left_c_tl
580           \\
581         }
582         \l_ducksay_bubble_delim_left_d_tl

```

```

583     }
584     \end{tabular}
585 }
586 \hcoffin_set:Nn \l_ducksay_bubble_close_coffin
587 {
588   \l_ducksay_bubble_fount_tl
589   \begin{tabular}{@{}r@{}}
590     \int_compare:nNnTF { \l_ducksay_msg_height_int } = { \c_one_int }
591     {
592       \l_ducksay_bubble_delim_right_a_tl
593     }
594     {
595       \l_ducksay_bubble_delim_right_b_tl \\\
596       \int_step_inline:nnn
597         { 3 } { \l_ducksay_msg_height_int }
598         {
599           \l_ducksay_bubble_delim_right_c_tl
600           \kern-\l_ducksay_bubble_side_kern_tl
601           \\\
602         }
603       \l_ducksay_bubble_delim_right_d_tl
604     }
605   \end{tabular}
606 }
607 \hcoffin_set:Nn \l_ducksay_bubble_top_coffin
608 {
609   \l_ducksay_bubble_fount_tl
610   \int_step_inline:nn { \l_ducksay_msg_width_int + \l_ducksay_hpad_int }
611     { \l_ducksay_bubble_delim_top_tl }
612 }
613 \hcoffin_set:Nn \l_ducksay_msg_coffin { \box_use:N \l_ducksay_msg_box }
614 \bool_if:NF \l_ducksay_no_body_bool
615 {
616   \hcoffin_set:Nn \l_ducksay_body_coffin
617   {
618     \frenchspacing
619     \l_ducksay_body_fount_tl
620     \begin{tabular}{@{}l@{}}
621       \l_ducksay_animal_tl
622     \end{tabular}
623   }
624   \bool_if:NT \l_ducksay_mirrored_body_bool
625   {
626     \coffin_scale:Nnn \l_ducksay_body_coffin
627       { -\c_one_int } { \c_one_int }
628     \str_case:Vn \l_ducksay_body_to_msg_align_body_tl
629       {
630         { l } { \tl_set:Nn \l_ducksay_body_to_msg_align_body_tl { r } }
631         { r } { \tl_set:Nn \l_ducksay_body_to_msg_align_body_tl { l } }
632       }
633   }
634 }
635 \dim_set:Nn \l_ducksay_hpad_dim
636 {

```

```

637     (
638         \coffin_wd:N \l_ducksay_bubble_top_coffin
639         - \coffin_wd:N \l_ducksay_msg_coffin
640     ) / 2
641 }
642 \coffin_join:NnnNnnnn
643   \l_ducksay_msg_coffin      { l } { vc }
644   \l_ducksay_bubble_open_coffin { r } { vc }
645   { - \l_ducksay_hpad_dim } { \c_zero_dim }
646 \coffin_join:NnnNnnnn
647   \l_ducksay_msg_coffin      { r } { vc }
648   \l_ducksay_bubble_close_coffin { l } { vc }
649   { \l_ducksay_hpad_dim } { \c_zero_dim }
650 \ducksay_set_bubble_top_kern:
651 \ducksay_set_bubble_bottom_kern:
652 \coffin_join:NnnNnnnn
653   \l_ducksay_msg_coffin      { hc } { t }
654   \l_ducksay_bubble_top_coffin { hc } { b }
655   { \c_zero_dim } { \l_ducksay_bubble_top_kern_dim }
656 \coffin_join:NnnNnnnn
657   \l_ducksay_msg_coffin      { hc } { b }
658   \l_ducksay_bubble_top_coffin { hc } { t }
659   { \c_zero_dim } { \l_ducksay_bubble_bottom_kern_dim }
660 \bool_if:NF \l_ducksay_no_body_bool
661 {
662   \bool_if:NTF \l_ducksay_ignored_body_bool
663   { \coffin_attach:NVnNVnnn }
664   { \coffin_join:NVnNVnnn }
665   \l_ducksay_msg_coffin \l_ducksay_body_to_msg_align_msg_tl { b }
666   \l_ducksay_body_coffin \l_ducksay_body_to_msg_align_body_tl { t }
667   { \l_ducksay_body_x_offset_dim } { \l_ducksay_body_y_offset_dim }
668 }
669 \coffin_typeset:NVVnn \l_ducksay_msg_coffin
670   \l_ducksay_output_h_pole_tl \l_ducksay_output_v_pole_tl
671   { \l_ducksay_output_x_offset_dim } { \l_ducksay_output_y_offset_dim }
672 \group_end:
673 }

```

(End definition for \ducksay\_shipout:. This function is documented on page ??.)

**2.3.4.1.1 Message Reading Functions** Version 2 has different ways of reading the message argument of \ducksay and \duckthink. They all should allow almost arbitrary content and the height and width are set based on the dimensions.

\ducksay\_eat\_argument\_tabular:w

```

674 \cs_new:Npn \ducksay_eat_argument_tabular:w
675 {
676   \bool_if:NTF \l_ducksay_eat_arg_tab_verb_bool
677   { \ducksay_eat_argument_tabular_verb:w }
678   { \ducksay_eat_argument_tabular_normal:w }
679 }

```

(End definition for \ducksay\_eat\_argument\_tabular:w. This function is documented on page ??.)

```

( 30 )
\ .-'\
" \
----- ( .) -----
) -----) -----) -----)

```

```
\ducksay_eat_argument_tabular_inner:w
```

```

680 \cs_new:Npn \ducksay_eat_argument_tabular_inner:w #1
681 {
682   \hbox_set:Nn \l_ducksay_msg_box
683   {
684     \l_ducksay_msg_fount_tl
685     \ducksay_msg_tabular_begin:
686     #1
687     \ducksay_msg_tabular_end:
688   }
689   \ducksay_shipout:
690 }

```

(End definition for \ducksay\_eat\_argument\_tabular\_inner:w. This function is documented on page ??.)

```
\ducksay_eat_argument_tabular_verb:w
```

```

691 \NewDocumentCommand \ducksay_eat_argument_tabular_verb:w
692 { >{ \ducksay_process_verb_newline:nnn { ~ } { ~ \par } } +v }
693 { \ducksay_eat_argument_tabular_inner:w { \scantokens { #1 } } }

```

(End definition for \ducksay\_eat\_argument\_tabular\_verb:w. This function is documented on page ??.)

```
\ducksay_eat_argument_tabular_normal:w
```

```
694 \NewDocumentCommand \ducksay_eat_argument_tabular_normal:w { +m }
695 { \ducksay_eat_argument_tabular_inner:w { #1 } }
```

(End definition for \ducksay\_eat\_argument\_tabular\_normal:w. This function is documented on page ??.)

\ducksay\_eat\_argument\_hbox:w

```

696 \cs_new_protected_nopar:Npn \ducksay_eat_argument_hbox:w
697 {
698   \bool_if:NTF \l_ducksay_msg_strip_spaces_bool
699     { \grabbox }
700     { \grabbox* }
701     \l_ducksay_msg_box [ \l_ducksay_msg_fount_tl ] \hbox \ducksay_shipout:
702 }

```

(End definition for \ducksay\_eat\_argument\_hbox:w. This function is documented on page ??.)

```
\ducksay_eat_argument_vbox:w
```

```

703 \cs_new_protected_nopar:Npn \ducksay_eat_argument_vbox:w
704 {
705     \ducksay_evaluate_message_alignment_fixed_width_vbox:w
706     \bool_if:NTF \l_ducksay_msg_strip_spaces_bool
707     { \grabbox }
708     { \grabbox* }
709     \l_ducksay_msg_box
710     [
711         \hsize \l_ducksay_msg_width_dim
712         \linewidth \hsize
713         \l_ducksay_msg_fount_tl
714         \l_ducksay_msg_align_vbox_tl
715         \@afterindentfalse
716         \@afterheading

```



```

717     ]
718     \vbox \ducksay_shipout:
719 }

```

(End definition for \ducksay\_eat\_argument\_vbox:w. This function is documented on page ??.)

### 2.3.4.1.2 Generating Variants of External Functions

```

720 \cs_generate_variant:Nn \coffin_join:NnnNnnnn { NVnNVnnnn }
721 \cs_generate_variant:Nn \coffin_attach:NnnNnnnn { NVnNVnnnn }
722 \cs_generate_variant:Nn \coffin_typeset:Nnnnn { NVVnn }
723 \cs_generate_variant:Nn \tl_if_eq:nnT { VnT }
724 \cs_generate_variant:Nn \str_case:nn { Vn }
725 \cs_generate_variant:Nn \regex_replace_all:NnN { Nnc }

```

### 2.3.4.2 Document level

**\ducksay**

```

726 \NewDocumentCommand \ducksay { 0{} }
727 {
728   \group_begin:
729   \tl_set:Nn \l_ducksay_say_or_think_tl { say }
730   \ducksay_digest_options:n { #1 }
731   \ducksay_eat_argument:w
732 }

```

(End definition for \ducksay. This function is documented on page 7.)

**\duckthink**

```

733 \NewDocumentCommand \duckthink { 0{} }
734 {
735   \group_begin:
736   \tl_set:Nn \l_ducksay_say_or_think_tl { think }
737   \ducksay_digest_options:n { #1 }
738   \ducksay_eat_argument:w
739 }

```

(End definition for \duckthink. This function is documented on page 7.)

```

740 </code.v2>

```

## 2.4 Definition of the Animals

```

741 <*animals>
742 %^A some of the below are from http://ascii.co.uk/art/kangaroo
743 \AddAnimal{duck}%>>>
744 { \
745   \
746     >(' ')
747     )/
748     /(
749     / '----/
750     \ ~=- /
751     ~~~~~~}%<<<
752 \AddAnimal{small-duck}%>>>
753 { \
754   \
755     >()_
756     (__)__ _}%<<<
757 \AddAnimal{duck-family}%>>>
758 { \
759   \
760     >(' ')
761     )/
762     /(
763     / '----/ -()_ >()_
764     __\__~=-/_ __ (__)__ (__)__ _}%<<<
765 \AddAnimal{cow}%>>>
766 { \ ^__^
767   \ (oo)\_______
768     (__)\       )\/\
769       ||----w |
770       ||     ||}%<<<
771 \AddAnimal{head-in}%>>>
772 { \
773   \ ^__^
774     (oo)\_______/
775     (__)\       )=(  ___|_ \____
776       ||----w |  \ \ \ \____|
777       ||     ||     ||     ||}%<<<
778 \AddAnimal{sodomized}%>>>
779 { \
780   \      ^__^
781     (oo)\_______/ \
782     (__)\       ) /
783     (__)\       ) /
784       ||----w ((
785       ||     ||>>}%<<<
786 \AddAnimal{tux}%>>>
787 { \
788   \ .--.
789     |o_o |
790     |\\_/_|
791     //  \ \
792     (|    | )

```

```

793     /\_ _/\
794     \__)=(___/}%<<<
795 \AddAnimal{pig}%>>>
796 + \_ _//| .-----.
797   \_/oo } }-@
798   ('')_ } |
799   '---| { }--{ }
800       //_/_/_/+}%<<<
801 \AddAnimal{frog}%>>>
802 { \
803   \ (.)_(.)
804   _ ( _ ) _
805   / \/'-----'\ \
806   --\ ( ( ) ) /--
807   ) /\ \._./ /\ (
808   )_/ /\ \_/\ \_{}%<<<
809 \AddAnimal{snowman}%>>>
810 { \
811   \[_]_
812   (")
813   >-( : )-<
814   ( _ : _ )}%<<<
815 \AddAnimal{hedgehog}%>>>
816 { \ .\|//|\\|\\|
817   \ |/\|//|//|//|
818   /. '|\|\\|//|//|
819   o _ _ \|//|//|\\|\\|}%<<<
820 \AddAnimal{kangaroo}%>>>
821 { \
822   \_ , '
823   <--\--/_ \
824   \_ / \_ \
825   \, \ / \ \
826   // \ \
827   ,/' ' \_ ,}%<<<
828 %^A http://chris.com/ascii/index.php?art=animals/rabbits
829 \AddAnimal{rabbit}%>>>
830 { \ / \ \
831   \ | \ ' \ /' \
832   \ \/' \ \_-'/' \ \
833   | | | \ \ |
834   (d b) \_/_/
835   / \
836   ,".|. ' \_/. ' .|. " ,
837   / \/' \_ | _' \ \
838   | / ' _ " _' \ |
839   | | \ / \ / |
840   | \ \ / \ / |
841   \ \ \ / \ / /
842   ' " \ : /' " '
843   ' " " " " }%<<<
844 \AddAnimal{bunny}%>>>
845 { \
846   \ /

```

```

847         /\ /
848         ( )
849         .( o ).}%<<<
850 \AddAnimal{small-rabbit}%>>>
851 { \
852   \ _//
853   (')---.
854   _/_ ( )o}%<<<
855 \AddAnimal{dragon}%>>>
856 { \
857   \      | \_ _/ |      / \ // \
858   \      / 0 0 \_ _ / // | \ \
859   /      / \_ _/ // | \ \
860   @_~_@'/ \_ _// | \ \
861   //~_// \_ _// | \ \
862   ( // ) | \_ _// | \ \
863   ( / / ) _|_ / ) // | \ \
864   ( // / ) '/_ _ _/ ( ; - . | \ \
865   (( / / ) ) ,-{ ' . | . . . . .
866   (( // / ) ) '/\ / ~ . _ _ _ _ _
867   (( // / ) ) ' . { } / \ \
868   (( / ) ) .-----\ \_ ' \ \
869   ///.-----..> \_ ~ ~ ~ ~ ~
870   ///- . _ _ _ _ _ } ~ ~ ~ ~ ~
871                                     / . ~ } %<<<
872 %^~A http://www.ascii-art.de/ascii/def/dogs.txt
873 \AddAnimal{dog}%>>>
874 { \
875   \ .-' \ \
876   " \ '-----.
877   _ _/ ( . '-----
878   ,-----, , , , ,-----, , , , , } %<<<
879 %^~A http://ascii.co.uk/art/squirrel
880 \AddAnimal{squirrel}%>>>
881 { \
882   \ , ; ; ; ;
883   .=' , ; ; ; ;
884   /_ ' " = . ' ; ; ; ;
885   @ = : _ _ , \ , ; ; ; '
886   _ ( \ . = ; ; ; '
887   ' " _ ( _ / = " '
888   ' " , ' ' } %<<<
889 \AddAnimal{snail}%>>>
890 { \
891   \ .-"-.
892   oo ; .- . :
893   \ \ _ _ . - : ' . _ . ' ) . _
894   " - . _ _ . ' . _ . - ' _ . " } %<<<
895 %^~A http://www.ascii-art.de/ascii/uvw/unicorn.txt
896 \AddAnimal{unicorn}%>>>
897 { \
898   \ /(((((((\ \ \
899   ---====((((((((((\ \ \ \
900   (( \ \ \ \ \ \ \

```



```

955 \      .-'.\      /t-" " :--+ . :
956 ' . -" '1 --/ /' : ; ; \ ;
957 \      .-" .-"-"-'.'.'j \ / ;/
958 \ / .-" /.'.'.' ;_:' ;
959 :-"-.'./-' / '._-'.'
960 \ 't . _ /
961 "-.t-._:'}%<<<
962 \AddAnimal{yoda-head}%>>>
963 { \
964 \
965 \      .-'. : '._
966 .-'.'.' ; .-'.'
967 -- / : ---\ ; /--- ; \
968 ,'_ "----.:_;"-.": : "-.":_--;"-' ,
969 :' 't"---.. '<@.' ;_ ,@>' .---"j.' ' ;
970 ':-..J '-.-'L_ '---' L_..-' ;
971 "-._ ; .-" "-. : _-.-"
972 L ' /.------.\ ' J
973 "-. " "- " .-"
974 --.l"-:_JL_;" ; .--
975 .-j/'.' ; ;"""" / .'\"-
976 .' /:' : : /.".' ; '
977 .-" / ;'." : ." " : "-.
978 .+"-. : : ". " . " " ;-. _ \}%<<<
979 %^A from https://www.ascii-code.com/ascii-art/movies/star-wars.php
980 \AddAnimal{small-yoda}%>>>
981 { \
982 \
983 --.-.-
984 '-.-"7'
985 /' .-c
986 | /T
987 _)/LI}%<<<
988 \AddAnimal{r2d2}%>>>
989 { \
990 \ ,-----
991 ,'_/_/_\_'
992 /<<::8[0]::>\
993 _|-----|_
994 | | ==--== | |
995 | | --==-- | |
996 \ | ::::|()| /
997 | | ....|()| |
998 | | _____| |
999 | | \_____/ | |
1000 / \ / \ / \
1001 '---' '---' '---'}%<<<
1002 \AddAnimal{vader}%>>>
1003 { \
1004 \ / .-'~~~~~'-'
1005 | / | | \
1006 | | | | |
1007 | _____|
1008 |/ ----- \/ ----- \

```

```

1009      / ( ) ( ) \
1010     / \ ----- () ----- / \
1011    /   \      /|\ \      /   \
1012   /     \    /||||\    /     \
1013  /       \  /|||||\  /       \
1014 /         \0=====0/         \
1015 '---...--|'-.-.-.-'|---...--'
1016 |         ' '      |}%<<<
1017 </animals>

```

```

-----
( 38 )
-----
\ .-'V\
  " \  '-----
   /   ( '-----
  /-----)#####)

```

Who's gonna use it anyway?

0

o

>( ' )

) /

/(

/ '-----/

\ ~=- /

~ ^ ~ ^ ~ ^ ~ ^ ~ ^ ~ ^ ~ ^

Hosted at  
[https://github.com/Skillmon/ltx\\_ducksay](https://github.com/Skillmon/ltx_ducksay)  
it is.

--.-.-  
'-.-"7'  
/'.-c  
| /T  
\_)\_/\_LI